



## NEOPERL Nordic A/S

Erhvervsparken 1, Ø. Bjerregrav, 8920 Randers NV

CVR no. 13 91 87 40

### Annual report 2022

Approved at the Company's annual general meeting on 30 June 2023

Chair of the meeting:

A handwritten signature in black ink, appearing to read "Klaus Husted", written over a horizontal dotted line.

Klaus Husted

## Contents

Statement by the Board of Directors and the Executive Board	2
Independent auditor's report	3
Management's review	5
Financial statements 1 January - 31 December	8
Income statement	8
Balance sheet	9
Statement of changes in equity	11
Notes to the financial statements	12

### Statement by the Board of Directors and the Executive Board

Today, the Board of Directors and the Executive Board have discussed and approved the annual report of NEOPERL Nordic A/S for the financial year 1 January - 31 December 2022.

The annual report is prepared in accordance with the Danish Financial Statements Act.


In our opinion, the financial statements give a true and fair view of the financial position of the Company at 31 December 2022 and of the results of the Company's operations for the financial year 1 January - 31 December 2022.

Further, in our opinion, the Management's review gives a fair review of the matters discussed in the Management's review.

We recommend that the annual report be approved at the annual general meeting.


Randers, 30 June 2023

Executive Board:




Klaus Husted


Board of Directors:



Oliver Denzler  
Chairman



Fabian Wildfang



Oliver Walter Meyer

## Independent auditor's report

To the shareholder of NEOPERL Nordic A/S

### Opinion

We have audited the financial statements of NEOPERL Nordic A/S for the financial year 1 January - 31 December 2022, which comprise income statement, balance sheet, statement of changes in equity and notes, including accounting policies. The financial statements are prepared in accordance with the Danish Financial Statements Act.

In our opinion, the financial statements give a true and fair view of the financial position of the Company at 31 December 2022 and of the results of the Company's operations for the financial year 1 January - 31 December 2022 in accordance with the Danish Financial Statements Act.

### Basis for opinion

We conducted our audit in accordance with International Standards on Auditing (ISAs) and the additional requirements applicable in Denmark. Our responsibilities under those standards and requirements are further described in the "Auditor's responsibilities for the audit of the financial statements" section of our report. We believe that the audit evidence we have obtained is sufficient and appropriate to provide a basis for our opinion.

### Independence

We are independent of the Company in accordance with the International Ethics Standards Board for Accountants' International Code of Ethics for Professional Accountants (IESBA Code) and the additional ethical requirements applicable in Denmark, and we have fulfilled our other ethical responsibilities in accordance with these requirements and the IESBA Code.

### Management's responsibilities for the financial statements

Management is responsible for the preparation of financial statements that give a true and fair view in accordance with the Danish Financial Statements Act and for such internal control as Management determines is necessary to enable the preparation of financial statements that are free from material misstatement, whether due to fraud or error.

In preparing the financial statements, Management is responsible for assessing the Company's ability to continue as a going concern, disclosing, as applicable, matters related to going concern and using the going concern basis of accounting in preparing the financial statements unless Management either intends to liquidate the Company or to cease operations, or has no realistic alternative but to do so.

### Auditor's responsibilities for the audit of the financial statements

Our objectives are to obtain reasonable assurance as to whether the financial statements as a whole are free from material misstatement, whether due to fraud or error and to issue an auditor's report that includes our opinion. Reasonable assurance is a high level of assurance, but is not a guarantee that an audit conducted in accordance with ISAs and the additional requirements applicable in Denmark will always detect a material misstatement when it exists. Misstatements can arise from fraud or error and are considered material if, individually or in the aggregate, they could reasonably be expected to influence the economic decisions of users taken on the basis of the financial statements.

As part of an audit conducted in accordance with ISAs and the additional requirements applicable in Denmark, we exercise professional judgement and maintain professional scepticism throughout the audit. We also:

Identify and assess the risks of material misstatement of the financial statements, whether due to fraud or error, design and perform audit procedures responsive to those risks and obtain audit evidence that is sufficient and appropriate to provide a basis for our opinion. The risk of not detecting a material misstatement resulting from fraud is higher than for one resulting from error as fraud may involve collusion, forgery, intentional omissions, misrepresentations or the override of internal control.

Obtain an understanding of internal control relevant to the audit in order to design audit procedures that are appropriate in the circumstances, but not for the purpose of expressing an opinion on the effectiveness of the Company's internal control.

## Independent auditor's report

Evaluate the appropriateness of accounting policies used and the reasonableness of accounting estimates and related disclosures made by Management.

Conclude on the appropriateness of Management's use of the going concern basis of accounting in preparing the financial statements and, based on the audit evidence obtained, whether a material uncertainty exists related to events or conditions that may cast significant doubt on the Company's ability to continue as a going concern. If we conclude that a material uncertainty exists, we are required to draw attention in our auditor's report to the related disclosures in the financial statements or, if such disclosures are inadequate, to modify our opinion. Our conclusions are based on the audit evidence obtained up to the date of our auditor's report. However, future events or conditions may cause the Company to cease to continue as a going concern.

Evaluate the overall presentation, structure and contents of the financial statements, including the note disclosures, and whether the financial statements represent the underlying transactions and events in a manner that gives a true and fair view.

We communicate with those charged with governance regarding, among other matters, the planned scope and timing of the audit and significant audit findings, including any significant deficiencies in internal control that we identify during our audit.

### Statement on the Management's review

Management is responsible for the Management's review.

Our opinion on the financial statements does not cover the Management's review, and we do not express any form of assurance conclusion thereon.

In connection with our audit of the financial statements, our responsibility is to read the Management's review and, in doing so, consider whether the Management's review is materially inconsistent with the financial statements or our knowledge obtained during the audit, or otherwise appears to be materially misstated.

Moreover, it is our responsibility to consider whether the Management's review provides the information required under the Danish Financial Statements Act.

Based on the work we have performed, we conclude that the Management's review is in accordance with the financial statements and has been prepared in accordance with the requirements of the Danish Financial Statement Act. We did not identify any material misstatement of the Management's review.

Aarhus, 30 June 2023  
EY Godkendt Revisionspartnerselskab  
CVR no. 30 70 02 28



Lone Nørgaard Eskildsen  
State Authorised Public Accountant  
mne32085

## Management's review

### Company details

Name	NEOPERL Nordic A/S
Address, Postal code, City	Erhvervsparken 1, Ø. Bjerregrav, 8920 Randers NV
CVR no.	13 91 87 40
Established	1 January 1990
Registered office	Randers
Financial year	1 January - 31 December
Board of Directors	Oliver Denzler, Chairman Fabian Wildfang Oliver Walter Meyer
Executive Board	Klaus Husted
Auditors	EY Godkendt Revisionspartnerselskab Værkmestergade 25, P.O. Box 330, 8100 Aarhus C, Denmark
Bankers	Nordea Bank

## Management's review

### Financial highlights

DKK	2022	2021	2020	2019	2018
<b>Key figures</b>					
Gross profit	13,243,761	14,975,292	14,158,848	10,333,915	13,092,389
Operating profit/loss	4,956,857	6,343,531	4,908,157	2,524,653	5,651,199
Net financials	-103,650	-60,984	-152,680	-22,699	-65,338
Profit for the year	3,784,790	4,952,561	4,107,558	1,922,785	4,354,534
<b>Balance sheet</b>					
Total assets	41,046,678	43,963,733	43,212,671	41,433,428	43,132,832
Investments in property, plant and equipment	1,177,872	548,173	161,328	3,003,098	607,421
Equity	33,134,833	34,350,043	34,397,481	35,289,923	37,098,238
<b>Financial ratios</b>					
Return on assets	11.7%	14.6%	11.6%	6.0%	12.9%
Equity ratio	80.7%	78.1%	79.6%	85.2%	86.0%
Return on equity	11.2%	14.4%	11.8%	5.3%	12.0%
<b>Employees</b>					
Average number of full-time employees	30	30	33	33	35

The financial ratios stated under "Financial highlights" have been calculated as follows:

Ordinary operating profit/loss	Profit/loss before financial items adjusted for other operating income and other operating expenses
Return on assets	$\frac{\text{Profit/loss from operating activities} \times 100}{\text{Average assets}}$
Equity ratio	$\frac{\text{Equity, year-end} \times 100}{\text{Total equity and liabilities, year-end}}$
Return on equity	$\frac{\text{Profit/loss after tax} \times 100}{\text{Average equity}}$

## Management's review

### Business review

NEOPERL Nordic A/S produces supply hoses and sells products of the NEOPERL Group and other accessories to the HVAC industry, primarily to the Nordic markets but also worldwide through the other companies within the Group.

### Financial review

The income statement for 2022 shows a profit of DKK 3,784,790 against a profit of DKK 4,952,561 last year, and the balance sheet at 31 December 2022 shows equity of DKK 33,134,833. In 2022 the activity was a little over the level in 2021. The market environment is continuously under strong pressure, both nationally and internationally, which has influence on the Gross Profit.

The war in Ukraine has had influence on the whole of Europe and so also Neoperl Nordic A/S, including among other things rising costs, both on raw materials and operating costs.

The gross profit and profit for the year is influence by group cost.

Based on the given circumstances the result is satisfactory and at an expected level.

### Impact on the external environment

In the opinion of Management, the Company does not affect the environment more than usual for this kind of industry.

### Events after the balance sheet date

Neoperl Nordic A/S has been and is still, like most other business, affected by the war in Ukraine. Despite of that, it is expected that the turnover will be maintained.

Post balance sheet, prices on raw material have remained high, and in the long run this can affect the result negatively.

### Outlook

A positive result is expected for 2023.

By now the current result of the financial year has been as expected.

## Financial statements 1 January - 31 December

### Income statement

Note	DKK	2022	2021
	Gross profit	13,243,761	14,975,292
2	Staff costs	-7,051,086	-7,252,073
	Depreciation and impairment of property, plant and equipment	-1,235,818	-1,307,264
	Profit before net financials	4,956,857	6,415,955
3	Financial income	4,049	73,191
	Financial expenses	-107,699	-134,175
	Profit before tax	4,853,207	6,354,971
4	Tax for the year	-1,068,417	-1,402,410
	Profit for the year	<u>3,784,790</u>	<u>4,952,561</u>
	Recommended appropriation of profit		
	Proposed dividend recognised under equity	5,000,000	5,000,000
	Extraordinary dividend distributed in the year	0	1,200,000
	Retained earnings/accumulated loss	-1,215,210	-1,247,439
		<u>3,784,790</u>	<u>4,952,561</u>

## Financial statements 1 January - 31 December

### Balance sheet

Note	DKK	2022	2021
	<b>ASSETS</b>		
	Fixed assets		
5	Property, plant and equipment		
	Land and buildings	3,394,619	3,686,367
	Plant and machinery	1,192,991	917,197
	Fixtures and fittings, tools and equipment	955,814	997,806
		<u>5,543,424</u>	<u>5,601,370</u>
	<b>Total fixed assets</b>	<u>5,543,424</u>	<u>5,601,370</u>
	<b>Non-fixed assets</b>		
	Inventories		
	Raw materials and consumables	14,916,325	12,273,428
	Finished goods and goods for resale	3,385,075	3,405,070
		<u>18,301,400</u>	<u>15,678,498</u>
	Receivables		
	Trade receivables	12,246,113	13,668,056
	Receivables from group entities	308,737	267,409
	Other receivables	89,170	46,689
	Prepayments	535,525	973,589
		<u>13,179,545</u>	<u>14,955,743</u>
	Cash	4,022,309	7,728,122
	<b>Total non-fixed assets</b>	<u>35,503,254</u>	<u>38,362,363</u>
	<b>TOTAL ASSETS</b>	<u>41,046,678</u>	<u>43,963,733</u>

## Financial statements 1 January - 31 December

### Balance sheet

Note	DKK	2022	2021
	<b>EQUITY AND LIABILITIES</b>		
	Equity		
6	Share capital	1,000,000	1,000,000
	Retained earnings	27,134,833	28,350,043
	Dividend proposed for the year	5,000,000	5,000,000
	<b>Total equity</b>	<b>33,134,833</b>	<b>34,350,043</b>
	Provisions		
	Deferred tax	292,300	243,850
	<b>Total provisions</b>	<b>292,300</b>	<b>243,850</b>
	Liabilities other than provisions		
	Current liabilities other than provisions		
	Trade payables	3,776,471	5,263,886
	Payables to group entities	1,932,083	1,740,587
	Income taxes payable	539,986	356,960
	Other payables	1,371,005	2,008,407
		<b>7,619,545</b>	<b>9,369,840</b>
	<b>Total liabilities other than provisions</b>	<b>7,619,545</b>	<b>9,369,840</b>
	<b>TOTAL EQUITY AND LIABILITIES</b>	<b>41,046,678</b>	<b>43,963,733</b>

- 1 Accounting policies
- 7 Collateral
- 8 Related parties

## Financial statements 1 January - 31 December

### Statement of changes in equity

DKK	Share capital	Retained earnings	Dividend proposed for the year	Total
Equity at 1 January 2021	1,000,000	29,597,482	3,800,000	34,397,482
Transfer through appropriation of profit	0	-47,439	5,000,000	4,952,561
Dividend distributed	0	0	-3,800,000	-3,800,000
Extraordinary dividend distributed	0	-1,200,000	0	-1,200,000
Equity at 1 January 2022	1,000,000	28,350,043	5,000,000	34,350,043
Transfer through appropriation of profit	0	-1,215,210	5,000,000	3,784,790
Dividend distributed	0	0	-5,000,000	-5,000,000
Equity at 31 December 2022	1,000,000	27,134,833	5,000,000	33,134,833

## Financial statements 1 January - 31 December

### Notes to the financial statements

#### 1 Accounting policies

The annual report of NEOPERL Nordic A/S for 2022 has been prepared in accordance with the provisions in the Danish Financial Statements Act applying to reporting class B entities and elective choice of certain provisions applying to reporting class C entities.

The accounting policies used in the preparation of the financial statements are consistent with those of last year.

#### Reporting currency

The financial statements are presented in Danish kroner (DKK).

#### Foreign currency translation

On initial recognition, transactions denominated in foreign currencies are translated at the exchange rate at the transaction date. Foreign exchange differences arising between the exchange rates at the transaction date and the date of payment are recognised in the income statement as financial income or financial expenses.

Receivables and payables and other monetary items denominated in foreign currencies are translated at the exchange rate at the balance sheet date. The difference between the exchange rates at the balance sheet date and the date at which the receivable or payable arose or was recognised in the most recent financial statements is recognised in the income statement as financial income or financial expenses.

#### Income statement

##### Revenue

Income from the sale of goods for resale and finished goods, is recognised in revenue when the most significant rewards and risks have been transferred to the buyer and provided the income can be measured reliably and payment is expected to be received. The date of the transfer of the most significant rewards and risks is based on standardised terms of delivery based on Incoterms® 2020.

Revenue is measured at the fair value of the agreed consideration excluding VAT and taxes charged on behalf of third parties. All discounts and rebates granted are recognised in revenue.

##### Gross profit

The items revenue, cost of sales, other operating income and external expenses have been aggregated into one item in the income statement called gross profit in accordance with section 32 of the Danish Financial Statements Act.

##### Other operating income

Other operating income comprise items of a secondary nature relative to the Company's core activities, including gains on the sale of fixed assets.

##### Raw materials and consumables, etc.

Raw materials and consumables include expenses relating to raw materials and consumables used in generating the year's revenue.

##### Cost of sales

Cost of sales includes the cost of goods used in generating the year's revenue.

## Financial statements 1 January - 31 December

### Notes to the financial statements

#### 1 Accounting policies (continued)

##### Other external expenses

Other external expenses include the year's expenses relating to the Company's core activities, including expenses relating to distribution, sale, advertising, administration, premises, bad debts, payments under operating leases, etc.

##### Staff costs

Staff costs include wages and salaries, including compensated absence and pension to the Company's employees, as well as other social security contributions, etc. The item is net of refunds from public authorities.

##### Depreciation

The item comprises depreciation on and impairment of property, plant and equipment.

The basis of depreciation, which is calculated as cost less any residual value, is depreciated on a straight-line basis over the expected useful life. The expected useful lives of the assets are as follows:

Buildings	25-33 years
Plant and machinery	5 years
Fixtures and fittings, tools and equipment	5 years

Depreciation is based on the residual value of the asset and is reduced by impairment losses, if any. The depreciation period and the residual value are determined at the acquisition date and are reassessed annually. Where the residual value exceeds the carrying amount of the asset, no further depreciation charges are recognised.

In the case of changes in the depreciation period or the residual value, the effect on the depreciation charges is recognised prospectively as a change in accounting estimates.

Land is not depreciated.

##### Financial income and expenses

Financial income and expenses are recognised in the income statements at the amounts that concern the financial year. Net financials include interest income and expenses as well as allowances and surcharges under the advance-payment-of-tax scheme, etc.

##### Tax

Tax for the year includes current tax on the year's expected taxable income and the year's deferred tax adjustments. The portion of the tax for the year that relates to the profit/loss for the year is recognised in the income statement, whereas the portion that relates to transactions taken to equity is recognised in equity.

##### Balance sheet

##### Property, plant and equipment

Items of property, plant and equipment are measured at cost less accumulated depreciation and impairment losses. Cost includes the acquisition price and costs directly related to the acquisition until the time at which the asset is ready for use.

Gains or losses are calculated as the difference between the selling price less selling costs and the carrying amount at the date of disposal. Gains and losses from the disposal of property, plant and equipment are recognised in the income statement as other operating income or other operating expenses.

## Financial statements 1 January - 31 December

### Notes to the financial statements

#### 1 Accounting policies (continued)

##### Impairment of fixed assets

The carrying amount of property, plant and equipment is assessed for impairment on an annual basis.

Impairment tests are conducted on assets or groups of assets when there is evidence of impairment. The carrying amount of impaired assets is reduced to the higher of the net selling price and the value in use (recoverable amount).

The recoverable amount is the higher of the net selling price of an asset and its value in use. The value in use is calculated as the present value of the expected net cash flows from the use of the asset or the group of assets and the expected net cash flows from the disposal of the asset or the group of assets after the end of the useful life.

Previously recognised impairment losses are reversed when the reason for recognition no longer exists. Impairment losses on goodwill are not reversed.

##### Inventories

Inventories are measured at cost in accordance with the weighted average cost method. Where the net realisable value is lower than cost, inventories are written down to this lower value. The net realisable value of inventories is calculated as the sales amount less costs of completion and costs necessary to effect the sale and is determined taking into account marketability, obsolescence and development in the expected selling price.

The cost of raw materials and consumables comprises the cost of acquisition plus delivery costs.

The cost of finished goods and work in progress includes the cost of raw materials, consumables, direct labour and indirect production overheads.

Indirect production overheads include the indirect cost of material and labour as well as maintenance and depreciation of production machinery, buildings and equipment and expenses relating to plant administration and management. Borrowing costs are not recognised in the sales price.

##### Receivables

The Company has chosen IAS 39 as interpretation for impairment write-down of financial receivables.

Receivables are measured at amortised cost.

An impairment loss is recognised if there is objective evidence that a receivable or a group of receivables is impaired. If there is objective evidence that an individual receivable has been impaired, an impairment loss is recognised on an individual basis.

##### Prepayments

Prepayments comprise prepaid expenses regarding subsequent financial reporting years.

##### Cash

##### Equity

###### *Proposed dividends*

Dividend proposed for the year is recognised as a liability once adopted at the annual general meeting (declaration date). Dividends expected to be distributed for the financial year are presented as a separate item under "Equity".

## Financial statements 1 January - 31 December

### Notes to the financial statements

#### 1 Accounting policies (continued)

##### Income taxes

Current tax payables and receivables are recognised in the balance sheet as the estimated income tax charge for the year, adjusted for prior-year taxes and tax paid on account.

Deferred tax is measured according to the liability method on all temporary differences between the carrying amount and the tax base of assets and liabilities. However, deferred tax is not recognised on temporary differences relating to goodwill which is not deductible for tax purposes and on office premises and other items where temporary differences, apart from business combinations, arise at the date of acquisition without affecting either profit/loss for the year or taxable income. Where alternative tax rules can be applied to determine the tax base, deferred tax is measured based on Management's intended use of the asset or settlement of the liability, respectively.

Deferred tax is measured according to the tax rules and at the tax rates applicable at the balance sheet date when the deferred tax is expected to crystallise as current tax. Deferred tax assets are recognised at the expected value of their utilisation; either as a set-off against tax on future income or as a set-off against deferred tax liabilities in the same legal tax entity. Changes in deferred tax due to changes in the tax rate are recognised in the income statement.

##### Other payables

Other payables are measured at net realisable value.

DKK	2022	2021
<b>2 Staff costs</b>		
Wages/salaries	14,159,661	14,387,356
Pensions	2,266,889	2,039,126
Other social security costs	95,850	103,677
Transferred to cost of sales	-9,471,314	-9,278,086
	<u>7,051,086</u>	<u>7,252,073</u>
	2022	2021
Average number of full-time employees	<u>30</u>	<u>30</u>
DKK	2022	2021
<b>3 Financial income</b>		
Interest receivable, group entities	0	32,274
Other financial income	4,049	40,917
	<u>4,049</u>	<u>73,191</u>
<b>4 Tax for the year</b>		
Estimated tax charge for the year	1,116,867	1,425,860
Deferred tax adjustments in the year	-48,450	-23,450
	<u>1,068,417</u>	<u>1,402,410</u>

## Financial statements 1 January - 31 December

### Notes to the financial statements

#### 5 Property, plant and equipment

DKK	Land and buildings	Plant and machinery	Fixtures and fittings, tools and equipment	Total
Cost at 1 January 2022	13,054,817	11,708,040	4,674,718	29,437,575
Additions in the year	0	849,788	328,084	1,177,872
Disposals in the year	0	0	-175,760	-175,760
Cost at 31 December 2022	13,054,817	12,557,828	4,827,042	30,439,687
Impairment losses and depreciation at 1 January 2022	9,368,450	10,790,843	3,676,912	23,836,205
Depreciation in the year	291,748	573,994	370,076	1,235,818
Reversal of depreciation on and impairment of disposals	0	0	-175,760	-175,760
Impairment losses and depreciation at 31 December 2022	9,660,198	11,364,837	3,871,228	24,896,263
Carrying amount at 31 December 2022	3,394,619	1,192,991	955,814	5,543,424

Depreciated over

DKK	2022	2021
6 Share capital		
Analysis of the share capital:		
10,000 shares of DKK 100.00 nominal value each	1,000,000	1,000,000
	1,000,000	1,000,000

#### 7 Collateral

The Company has not provided any security or other collateral in assets at 31 December 2022.

#### 8 Related parties

##### Information about consolidated financial statements

Parent	Domicile	Requisitioning of the parent company's consolidated financial statements
NEOPERL Holding AG	Pfeffingerstrasse 21, 4153 Reinach-Basel, Switzerland	At the Company's address