

Better Energy Netherlands A/S


Gammel Kongevej 60, 14th floor

1850 Frederiksberg C

Business Registration No. 38953850

Annual Report 2021

The annual report was presented and
adopted at the Annual General Meeting
on 28 April 2022



Ho Kei Au
Chair of the Annual General Meeting

Contents

Company information	3
Management's statement	4
Management's review	5
Income statement	6
Balance sheet	7
Statement of changes in equity	9
Notes	10
Accounting policies	11

Better Energy Netherlands A/S

Company information

Company	Better Energy Netherlands A/S Gammel Kongevej 60, 14th floor 1850 Frederiksberg C Business Registration No.: 38953850 Date of formation: 11 September 2017
Board of Directors	Rasmus Lildholdt Kjær Annette Egede Nylander Ho Kei Au
Executive Board	Mark Augustenborg Ødum, Director

Management's statement

Today, the Executive Board and the Board of Directors have considered and adopted the annual report of Better Energy Netherlands A/S for the financial year 1 January 2021 - 31 December 2021.

The annual report is presented in accordance with the Danish Financial Statements Act.

In our opinion, the financial statements give a true and fair view of the assets, liabilities and financial position of Better Energy Netherlands A/S at 31 December 2021 and of the results of the company's operations for the financial year 1 January 2021 - 31 December 2021.


In our opinion, the management's review includes a true and fair account of the matters addressed in the review.

The conditions for not conducting an audit of the financial statements have been met.

We recommend that the annual report be adopted at the Annual General Meeting.

Frederiksberg, 28 April 2022

Executive Board



Mark Augustenborg Ødum
Director


Board of Directors



Rasmus Lildholdt Kjær
Chairman



Annette Egede Nylander
Board member



Ho Kei Au
Board member

Better Energy Netherlands A/S

Management's review

The company's principal activities

The purpose of Better Energy Netherlands A/S is to carry out project development, products and concept development within solar energy and related activities.

Development in activities and financial matters

Better Energy Netherlands A/S's income statement of the financial year 1 January 2021 - 31 December 2021 shows a result of DKK 12.322 and the balance sheet at 31 December 2021 a balance sheet total of DKK 597.931 and an equity of DKK 581.792.

Better Energy Netherlands A/S**Income statement**

	Note	2021 kr.	2020 kr.
Gross profit		-7.000	-10.500
Profit from ordinary operating activities		-7.000	-10.500
Income from investments in group enterprises and associates		0	2.722.379
Financial income	1	22.851	22.847
Financial expences	2	-54	-236
Profit from ordinary activities before tax		15.797	2.734.490
Tax on profit/loss for the year	3	-3.475	-2.664
Profit for the year		12.322	2.731.826
Proposed distribution of results			
Retained earnings		12.322	2.731.826
Distribution of profit		12.322	2.731.826

Better Energy Netherlands A/S

Balance sheet as of 31 December

	Note	2021 kr.	2020 kr.
Assets			
Short-term receivables from group enterprises		593.416	570.592
Other short-term receivables		2.507	2.507
Receivables		<u>595.923</u>	<u>573.099</u>
Cash and cash equivalents		<u>2.008</u>	<u>4.035</u>
Current assets		<u>597.931</u>	<u>577.134</u>
Assets		<u>597.931</u>	<u>577.134</u>

Better Energy Netherlands A/S**Balance sheet as of 31 December**

	Note	2021 kr.	2020 kr.
Liabilities and equity			
Contributed capital		500.000	500.000
Retained earnings		81.792	69.470
Equity		581.792	569.470
Trade payables		0	5.000
Payables to group enterprises		10.000	0
Tax payables to group enterprises		6.139	2.664
Short-term liabilities other than provisions		16.139	7.664
Liabilities other than provisions within the business		16.139	7.664
Liabilities and equity		597.931	577.134
Significant events occurring after end of reporting period	4		
Contingent liabilities	5		
Group relations	6		

Better Energy Netherlands A/S

Statement of changes in equity

	Contributed capital	Retained earnings	Total
Equity 1 January 2021	500.000	69.470	569.470
Profit (loss)		12.322	12.322
Equity 31 December 2021	500.000	81.792	581.792

The company was established 11 September 2017 with a contributed capital of DKK 500.000.

Notes

	2021	2020
1. Financial income		
Financial income from group enterprises	22.824	22.645
Exchange rate gains	27	202
	<u>22.851</u>	<u>22.847</u>
2. Financial expenses		
Other financial expenses	27	34
Exchange rate losses	27	202
	<u>54</u>	<u>236</u>
3. Tax on profit for the year		
Current tax for the year	3.475	2.664
	<u>3.475</u>	<u>2.664</u>

4. Significant events occurring after end of reporting period

No events have occurred after the balance sheet date to this date, which would influence the evaluation of this annual report.

5. Contingent liabilities

The company participates in a Danish joint taxation arrangement where Better Energy Holding A/S serves as the administration company. According to the joint taxation provisions of the Danish Corporation Tax Act, the company is therefore liable for income taxes etc for the jointly taxed entities, and for obligations, if any, relating to the withholding of tax on interest, royalties and dividend for the jointly taxed entities. The jointly taxed entities' total known net liability under the joint taxation arrangement is disclosed in the administration company's financial statements.

Better Energy Netherlands A/S has guaranteed group enterprises' debt to Proventus Capital Partners IV AB, Proventus Capital Partners IV B AB and Proventus Capital Partners IV C KB. The guarantee amounts to EUR 99,9 million as of 31 December 2021.

6. Group relations

Name and registered office of the parent company preparing consolidated statements for the smallest group: Better Energy Holding A/S, Business Registration No. 31865883, Frederiksberg.

Accounting policies

Reporting class

The annual report of Better Energy Netherlands A/S for 2021 has been presented in accordance with the provisions of the Danish Financial Statements Act applying to enterprises of reporting class B with addition of certain provisions for reporting class C.

The accounting policies applied remain unchanged from last year.

Reporting currency

The annual report is presented in Danish kroner (DKK).

Recognition and measurement

Assets are recognised in the balance sheet when it is probable as a result of a prior event that future economic benefits will flow to the company, and the value of the assets can be measured reliably.

Liabilities are recognised in the balance sheet when the company has a legal or constructive obligation as a result of a prior event, and it is probable that future economic benefits will flow out of the company, and the value of the liabilities can be measured reliably.

On initial recognition, assets and liabilities are measured at cost. Measurement subsequent to initial recognition is affected as described below for each financial statement item. Anticipated risks and losses that arise before the time of presentation of the annual report and that confirm or invalidate affairs and conditions existing at the balance sheet date are considered at recognition and measurement.

Income is recognised in the income statement when earned, whereas costs are recognised by the amounts attributable to this financial year.

Foreign currency translation

On initial recognition, foreign currency transactions are translated applying the exchange rate at the transaction date. Receivables, payables and other monetary items denominated in foreign currencies that have not been settled at the balance sheet date are translated using the exchange rate at the balance sheet date.

Exchange differences that arise between the rate at the transaction date and the one in effect at the payment date or the rate at the balance sheet date are recognised in the income statement as financial income or financial expenses. Property, plant and equipment, intangible assets, inventories and other non-monetary assets that have been purchased in foreign currencies are translated using historical rates.

Income statement

Gross profit/loss

The company has decided to aggregate certain items of the income statement in accordance with the provisions of Section 32 of the Danish Financial Statements Act.

Gross profit or loss comprises other external expenses.

Other external expenses

Other external expenses include expenses for operation and administration.

Income from investments in group enterprises and associates

The items 'Income from investments in group enterprises and associates' in the income statement include the proportionate share of the profit or loss for the year and amortisation of goodwill on consolidation. Internal profits/losses are eliminated in full for subsidiaries and proportionately for associates.

Accounting policies

Financial income

Financial income comprises interest income, including interest income on receivables from group enterprises, amortisation of financial assets, payables and transactions in foreign currencies, fair value adjustments of financial interests as well as tax relief under the Danish Tax Prepayment Scheme etc.

Financial expenses

Financial expenses comprise interest expenses, including interest expenses on payables to group enterprises, amortisation of financial liabilities, payables and transactions in foreign currencies, fair value adjustments of financial interests as well as tax surcharge under the Danish Tax Prepayment Scheme etc.

Tax on profit for the year

Tax for the year, which consists of current tax for the year and changes in deferred tax, is recognised in the income statement by the portion attributable to the profit for the year and recognised directly in equity by the portion attributable to entries directly in equity.

The company is jointly taxed with all Danish group entities. The current Danish income tax is allocated among the jointly taxed entities proportionally to their taxable income (full allocation with a refund concerning tax losses).

Balance sheet

Financial fixed assets

Equity investments in group enterprises and associates

Enterprises in which the company, directly or indirectly, holds more than 50% of the voting rights and exercises controlling influence are regarded as subsidiaries. Enterprises in which the company, directly or indirectly, holds between 20% and 50% of the voting rights and exercises significant, but not controlling, influence are regarded as associates.

Investments in subsidiaries and associates are recognised and measured according to the equity method. This means that investments are measured at the pro rata share of the enterprises' equity value plus unamortised goodwill and plus or minus unrealised intra-group profits or losses.

Any receivables from these enterprises are written down to net realisable value based on a specific assessment. If the company has a legal or constructive obligation to cover the liabilities of the relevant enterprise, and it is probable that such obligation is imminent, a provision is recognised that is measured at present value of the costs deemed necessary to incur to settle the obligation.

Upon distribution of profit or loss, net revaluation of investments in subsidiaries and associates is transferred to reserve for net revaluation according to the equity method under equity.

Investments in subsidiaries and associates are written down to the lower of recoverable amount and carrying amount.

Current assets

Receivables

Receivables are measured at amortised cost, usually equalling nominal value, less writedowns for bad and doubtful debts.

Impairment of accounts receivables past due is established on individual assessment of receivables.

Other receivables

Other receivables comprise non-financial assets, which are measured at cost.

Accounting policies

Cash and cash equivalents

Cash and cash equivalents comprise cash at bank and in hand as well as short-term securities with a term of less than three months which can be converted directly into cash at bank and in hand and involve only an insignificant risk of value changes.

Current tax liabilities

Current tax liabilities and current tax receivables are recognised in the balance sheet as calculated tax on the expected taxable income for the year, adjusted for tax on taxable income for previous years as well as for tax prepaid.

Liabilities

Financial liabilities are recognised initially at the proceeds received net of transaction expenses incurred. In subsequent periods, financial liabilities are measured at amortised cost, corresponding to the capitalised value using the effective interest method, so that the difference between the proceeds and the nominal value is recognised in the Income Statement over the life of the financial instrument.

Other liabilities, comprising deposits, trade payables and other accounts payable, are measured at amortised cost, which usually corresponds to the nominal value.