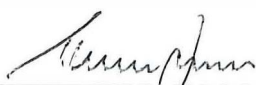


BESTSELLER Stores Denmark A/S  
Fredskovvej 7  
7330 Brande  
CVR no. 29 28 75 11

# Annual report for 2023/24

Adopted at the annual general meeting  
on 15 October 2024



---

Thomas Børglum Jensen  
chairman

**BESTSELLER**

## Table of contents

	<b>Page</b>
<b>Statements</b>	
Statement by management on the annual report	1
Independent Auditor's Report	2
<b>Management's review</b>	
Company details	5
Financial highlights	6
Management's review	7
<b>Financial statements</b>	
Accounting policies	9
Income statement 1 August - 31 July	15
Balance sheet 31 July	16
Statement of changes in equity	18
Notes	19

## Statement by management on the annual report

The Board of Directors and executive board have today discussed and approved the annual report of BESTSELLER Stores Denmark A/S for the financial year 1 August 2023 - 31 July 2024.

The annual report is prepared in accordance with the Danish Financial Statements Act.


In our opinion, the financial statements give a true and fair view of the company's financial position at 31 July 2024 and of the results of the company's operations for the financial year 1 August 2023 - 31 July 2024.

In our opinion, management's review includes a fair review of the matters dealt with in the management's review.

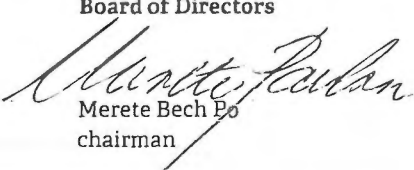
Management recommends that the annual report should be approved by the company in general meeting.


Aarhus, <sup>15</sup> October 2024


Executive board

  
Anders Holch Povlsen

Board of Directors

  
Merete Bech Bo  
chairman

  
Anders Holch Povlsen

  
Thomas Børglum Jensen

## **Independent Auditor's Report**

### **To the Shareholder of *BESTSELLER Stores Denmark A/S***

#### **Opinion**

In our opinion, the Financial Statements give a true and fair view of the financial position of the Company at 31 July 2024, and of the results of the Company's operations for the financial year 1 August 2023 - 31 July 2024 in accordance with the Danish Financial Statements Act.

We have audited the Financial Statements of BESTSELLER Stores Denmark A/S for the financial year 1 August 2023 - 31 July 2024, which comprise summary of significant accounting policies, income statement, balance sheet, statement of changes in equity and notes ("the Financial Statements").

#### **Basis for Opinion**

We conducted our audit in accordance with International Standards on Auditing (ISAs) and the additional requirements applicable in Denmark. Our responsibilities under those standards and requirements are further described in the "Auditor's responsibilities for the audit of the Financial Statements" section of our report. We are independent of the Company in accordance with the International Ethics Standards Board for Accountants' International Code of Ethics for Professional Accountants (IESBA Code) and the additional ethical requirements applicable in Denmark, and we have fulfilled our other ethical responsibilities in accordance with these requirements and the IESBA Code. We believe that the audit evidence we have obtained is sufficient and appropriate to provide a basis for our opinion.

#### **Statement on Management's Review**

Management is responsible for Management's Review.

Our opinion on the Financial Statements does not cover Management's Review, and we do not express any form of assurance conclusion thereon.

In connection with our audit of the Financial Statements, our responsibility is to read Management's Review and, in doing so, consider whether Management's Review is materially inconsistent with the Financial Statements or our knowledge obtained during the audit, or otherwise appears to be materially misstated.

Moreover, it is our responsibility to consider whether Management's Review provides the information required under the Danish Financial Statements Act.

Based on the work we have performed, in our view, Management's Review is in accordance with the Financial Statements and has been prepared in accordance with the requirements of the Danish Financial Statements Act. We did not identify any material misstatement in Management's Review.

#### **Management's Responsibilities for the Financial Statements**

Management is responsible for the preparation of financial statements that give a true and fair view in accordance with the Danish Financial Statements Act, and for such internal control as Management determines is necessary to enable the preparation of financial statements that are free from material misstatement, whether due to fraud or error.

## Independent Auditor's Report

In preparing the Financial Statements, Management is responsible for assessing the Company's ability to continue as a going concern, disclosing, as applicable, matters related to going concern and using the going concern basis of accounting in preparing the Financial Statements unless Management either intends to liquidate the Company or to cease operations, or has no realistic alternative but to do so.

### **Auditor's Responsibilities for the Audit of the Financial Statements**

Our objectives are to obtain reasonable assurance about whether the Financial Statements as a whole are free from material misstatement, whether due to fraud or error, and to issue an auditor's report that includes our opinion. Reasonable assurance is a high level of assurance, but is not a guarantee that an audit conducted in accordance with ISAs and the additional requirements applicable in Denmark will always detect a material misstatement when it exists. Misstatements can arise from fraud or error and are considered material if, individually or in the aggregate, they could reasonably be expected to influence the economic decisions of users taken on the basis of these Financial Statements.

As part of an audit conducted in accordance with ISAs and the additional requirements applicable in Denmark, we exercise professional judgement and maintain professional scepticism throughout the audit. We also:

- Identify and assess the risks of material misstatement of the Financial Statements, whether due to fraud or error, design and perform audit procedures responsive to those risks, and obtain audit evidence that is sufficient and appropriate to provide a basis for our opinion. The risk of not detecting a material misstatement resulting from fraud is higher than for one resulting from error as fraud may involve collusion, forgery, intentional omissions, misrepresentations, or the override of internal control.
- Obtain an understanding of internal control relevant to the audit in order to design audit procedures that are appropriate in the circumstances, but not for the purpose of expressing an opinion on the effectiveness of the Company's internal control.
- Evaluate the appropriateness of accounting policies used and the reasonableness of accounting estimates and related disclosures made by Management.
- Conclude on the appropriateness of Management's use of the going concern basis of accounting in preparing the Financial Statements and, based on the audit evidence obtained, whether a material uncertainty exists related to events or conditions that may cast significant doubt on the Company's ability to continue as a going concern. If we conclude that a material uncertainty exists, we are required to draw attention in our auditor's report to the related disclosures in the Financial Statements or, if such disclosures are inadequate, to modify our opinion. Our conclusions are based on the audit evidence obtained up to the date of our auditor's report. However, future events or conditions may cause the Company to cease to continue as a going concern.
- Evaluate the overall presentation, structure and contents of the Financial Statements, including the disclosures, and whether the Financial Statements represent the underlying transactions and events in a manner that gives a true and fair view.

## Independent Auditor's Report

We communicate with those charged with governance regarding, among other matters, the planned scope and timing of the audit and significant audit findings, including any significant deficiencies in internal control that we identify during our audit.

Aarhus, 15 October 2024

PricewaterhouseCoopers  
Statsautoriseret Revisionspartnerselskab  
CVR no. 33 77 12 31

  
Claus Lyngsø Sørensen  
Statsautoriseret revisor  
mne34539

  
Jeppe Brændstrup  
Statsautoriseret revisor  
mne48564

## Company details

### The company

BESTSELLER Stores Denmark A/S  
Fredskovvej 7  
7330 Brande

CVR no.: 29 28 75 11

Reporting period: 1 August 2023 - 31 July 2024

Domicile: Ikast-Brande

### Board of Directors

Merete Bech Povlsen, chairman  
Anders Holch Povlsen  
Thomas Børglum Jensen

### Executive board

Anders Holch Povlsen

### Auditors

PricewaterhouseCoopers  
Statsautoriseret Revisionspartnerselskab  
Jens Chr. Skous Vej 1  
8000 Aarhus C

## Financial highlights

Seen over a 5-year period, the development of the Company may be described by means of the following financial highlights:

	2023/24	2022/23	2021/22	2020/21	2019/20
	MDKK	MDKK	MDKK	MDKK	MDKK
<b>Key figures</b>					
<b>Profit/loss</b>					
Revenue	733	600	574	468	487
Gross profit	271	230	198	165	187
Profit/loss before net financials	25	25	18	18	12
Net financials	0	0	-4	-6	-5
Profit/loss for the year	19	19	11	10	6
<b>Balance sheet</b>					
Balance sheet total	650	507	378	301	460
Investment in property, plant and equipment	151	106	90	50	29
Equity	226	207	106	95	86
<b>Financial ratios</b>					
Equity ratio	34,8%	40,8%	28,0%	31,6%	18,7%
Return on equity	8,7%	10,0%	10,7%	10,6%	7,6%

For definitions, see the summary of significant accounting policies.

Key figures prior years are not adjusted to include the merger with AM PIECES Retail A/S and BESTSELLER Lease Management A/S with BESTSELLER Stores Denmark A/S as the continuing company as of 01.08.2022 hence the figures are not comparable.

## **Management's review**

### **Business review**

The main activity has similarly consisted of retail sales of clothing, as previous years.

### **Financial review**

The company's income statement for the year ended 31 July 2024 shows a profit of DKK 18.856.055, and the balance sheet at 31 July 2024 shows equity of DKK 225.938.536.

### **Expected development of the company, including specific prerequisites and uncertainties**

Last years expectation for FY23/24 of DKK 700m in revenue and a profit before tax of DKK 20-30m was met with satisfaction. The expectation for the coming financial year is a minor decrease in both revenue and earnings, which is within the range of acceptance for management.

The expectation to revenue is DKK 700m and profit before tax of DKK 20-25m for FY24/25.

### **The company's knowledge resources of particular importance to its future earnings**

The management assesses that the company is not affected by special risks in addition to the commonly occurring risks in the industry.

### **Statutory corporate social responsibility report**

The company is part of the BESTSELLER Group and is therefore included in the strategy and policies on the corporate social responsibility adopted by the parent company BESTSELLER A/S, CVR-nr. 88216512. Please see the 2023/24 annual report for BESTSELLER A/S for the report on the BESTSELLER Groups strategy and policies on corporate social responsibility, including actions and results achieved in the financial year.

## Management's review

### Statutory statement regarding the gender composition of management, cf. section 99b of the Danish Financial Statements Act.

BESTSELLER Stores Denmark A/S is subject to the rules on target figures and policies for the gender composition of management.

The Board of Directors of BESTSELLER Stores Denmark A/S consists of three members – two men and one woman. Therefore, there is an equal gender composition on the Board of Directors at BESTSELLER Stores Denmark A/S.

Based on section 139c (4), of the Danish Companies Act, “other management levels” include the two management levels below the Board of Directors.

At the end of FY 2023/2024, the “other management levels” in BESTSELLER Stores Denmark A/S consists of two persons – one man and one woman. As such, there is no underrepresented gender on the “other management levels” in BESTSELLER Stores Denmark A/S.

<b>Overview</b>		<b>2023/2024</b>
<b>Board of Directors – BESTSELLER Stores Denmark A/S</b>	<b>Total Number</b>	3
	Number of Women	1
	Number of Men	2
	<b>Gender Distribution in % (Women/Men)</b>	(33/67)
	<b>Target Figure in %</b>	N/A
	<b>Year of Fulfilment of Target Figure</b>	N/A
<b>Other Management Levels – BESTSELLER Stores Denmark A/S</b>	<b>Total Number</b>	2
	Number of Women	1
	Number of Men	1
	<b>Gender Distribution in % (Women/Men)</b>	(50/50)
	<b>Target Figure in %</b>	N/A
	<b>Year of Fulfilment of Target Figure</b>	N/A

### Statement of policy for data ethics

The parent company BESTSELLER A/S has drawn up a Data Ethics Policy which also applies for BESTSELLER Stores Denmark A/S. The policy is rendered in the 2023/24 annual report for BESTSELLER A/S.

## Accounting policies

The annual report of BESTSELLER Stores Denmark A/S for 2023/24 has been prepared in accordance with the provisions of the Danish Financial Statements Act applying to large enterprises of reporting class C.

The accounting policies applied are consistent with those of last year with minor reclassification differences.

Pursuant to sections §86 subsection 4, of the Danish Financial Statements Act, the company has not prepared a statement of cash flow.

The company's revenue comes exclusively from retail sales in Denmark. The company thus does not operate within other areas of activity or on other geographical markets, which is why no segment information has been provided.

### Basis of recognition and measurement

Income is recognised in the income statement as earned, including value adjustments of financial assets and liabilities. All expenses, including amortisation, depreciation and impairment losses, are also recognised in the income statement.

Assets are recognised in the balance sheet when it is probable that future economic benefits will flow to the company and the value of the asset can be measured reliably.

Liabilities are recognised in the balance sheet when it is probable that future economic benefits will flow from the company and the value of the liability can be measured reliably.

On initial recognition, assets and liabilities are measured at cost. On subsequent recognition, assets and liabilities are measured as described below for each individual accounting item.

Certain financial assets and liabilities are measured at amortised cost using the effective interest method. Amortised cost is calculated as the historic cost less any installments and plus/less the accumulated amortisation of the difference between the cost and the nominal amount.

On recognition and measurement, allowance is made for predictable losses and risks which occur before the annual report is presented and which confirm or invalidate matters existing at the balance sheet date.

### Recognition and measurement of business combinations

Intragroup business combinations are accounted for under the book value method. Under this method, the two enterprises are combined at carrying amounts, and no differences are identified. Any consideration which exceeds the carrying amount of the acquired enterprise is recognised directly in equity. The book value method is applied at the date of acquisition or merger, and comparative figures have not been restated.

## Income statement

### Revenue

Income from the sale of goods for resale and finished goods is recognised in the income statement, provided that the transfer of risk, usually on delivery to the buyer, has taken place and that the income can be measured reliably and is expected to be received.

## **Accounting policies**

Revenue is measured at the fair value of the agreed consideration, excluding VAT and other indirect taxes. Revenue is net of all types of discounts granted.

### **Raw materials and consumables**

Costs of raw materials and consumables include the raw materials and consumables used in generating the year's revenue.

### **Other operating income**

The item Other operating income includes items of a secondary nature relative to the company's activities, including gains on the sale of intangible assets and items of property, plant and equipment, operating losses, indemnities relating to operating losses and conflicts as well as payroll refunds. Indemnities are recognised when it is more probable than not that the company is going to be indemnified.

### **Other operating expenses**

Other operating expenses comprise items of a secondary nature relative to the company's activities, including losses on the sale of intangible assets and items of property, plant and equipment.

### **Other external expenses**

Other external expenses include expenses related to distribution, sale, advertising, administration, premises, bad debts, payments under operating leases, etc.

### **Staff costs**

Staff costs include wages and salaries, including compensated absence and pensions, as well as other social security contributions, etc. made to the entity's employees. The item is net of refunds made by public authorities.

Average number of employees are calculated based on the ATP method.

### **Depreciation, amortisation and impairment of intangible assets and property, plant and equipment**

Amortisation, depreciation and impairment losses comprise the year's amortisation, depreciation and impairment of intangible assets and property, plant and equipment.

### **Financial income and expenses**

Financial income and expenses are recognised in the income statement at the amounts that relate to the financial year. Net financials include interest income and expenses, financial expenses relating to finance leases, realised and unrealised capital/exchange gains and losses on securities, liabilities and foreign currency transactions, amortisation of financial assets and liabilities and surcharges and allowances under the Danish Tax Prepayment Scheme, etc.

### **Tax on profit/loss for the year**

The company is subject to the Danish rules on compulsory joint taxation of the Group's Danish subsidiaries. Subsidiaries participate in the joint taxation arrangement from the time when they are included in the consolidated financial statements and until the time when they withdraw from the consolidation.

## Accounting policies

On payment of joint taxation contributions, the current Danish income tax is allocated between the jointly taxed entities in proportion to their taxable income. Entities with tax losses receive joint taxation contributions from entities that have been able to use tax losses to reduce their own taxable profits.

Tax for the year, which comprises the current tax charge for the year and changes in the deferred tax charge, is recognised in the income statement as regards the portion that relates to the profit/loss for the year and directly in equity as regards the portion that relates to entries directly in equity.

## Balance sheet

### Intangible assets

Intangible assets are measured at cost less accumulated depreciation and impairment losses. Cost comprises of the purchase price and any costs directly attributable to the acquisition until the date when the asset is available for use. Interests are not included in the cost. Where individual components of an item of intangible assets have different useful lives, they are accounted for as separate items, which are depreciated separately. Non-current assets are depreciated on a straight-line basis, based on cost and on the following continually estimated useful lives:

Software is amortized according to the straight-line method over the expected useful life of 3 years.

Leasehold rights/key money is amortized according to the straight-line method of the non-terminable lease term. In case such term does not exist, the leasehold right/key money is amortized over 5 to 7 years.

Goodwill is amortised over the estimated useful life between 5-20 years. The estimated useful life is determined by management based on their experience within each area of business. The amortisation period is determined based on to what extent the purchase concerns a strategically acquired company with a strong market position and long-term profitability and to what extent the goodwill includes temporary intangible resources which has not been able to spin off and recognise as individual assets.

### Tangible assets

Property, plant and equipment are measured at cost less accumulated depreciation and impairment losses. Cost comprises the purchase price and any costs directly attributable to the acquisition until the date when the asset is available for use. Interests are not included in the cost.

Where individual components of an item of property, plant and equipment have different useful lives, they are accounted for as separate items, which are depreciated separately.

Cost comprises the purchase price and any costs directly attributable to the acquisition until the date when the asset is available for use. The cost of self-constructed assets comprises direct and indirect costs of materials, components, sub-suppliers and wages.

Straight-line depreciation is provided on the basis of the following estimated useful lives of the assets:

	<b>Useful life</b>
Buildings	10 - 50 years
Other fixtures and fittings, tools and equipment	3 - 5 years

## Accounting policies

Leasehold improvements 5 years

The useful life and residual value are re-assessed annually. A change is accounted for as an accounting estimate, and the impact on amortisation/depreciation is recognised going forward.

Gains and losses on the sale of items of property, plant and equipment are calculated as the difference between the selling price, less costs to sell, and the carrying amount at the time of sale. Gains or losses on the sale of items of property, plant and equipment are recognised in the income statement under other operating income or other operating expenses, respectively.

### Fixed asset investments

#### Other investments

Other financial assets refer to deposits in leases and securities that the company expects to hold until maturity. Deposits are recognized at cost. Other securities and capital shares include unlisted bonds and capital shares that are measured at cost price.

#### Impairment of fixed assets

The carrying amount of intangible assets and items of property, plant and equipment is tested annually for impairment, other than what is reflected through normal amortisation and depreciation.

Where there is evidence of impairment, an impairment test is performed for each individual asset or group of assets. Write-down is made to the lower of the recoverable amount and the carrying amount.

The recoverable amount is the higher of the net present value and the value in use less expected costs to sell. The net present value is determined as the present value of the anticipated net cash flows from the use of the asset or group of assets and the anticipated net cash flows from the disposal of the asset or group of assets after the end of their useful life.

Previously recognised impairment losses are reversed when the reason for recognition no longer exist. Impairment losses on goodwill are not reversed.

### Stocks

Stocks are measured at cost using the FIFO method. Where the net realisable value is lower than the cost, inventories are recognised at this lower value.

The cost of goods for resale, raw materials and consumables comprises the purchase price plus delivery costs.

The net realisable value of stocks is calculated as the expected selling price less direct costs of completion and expenses incurred to effect the sale. The net realisable value is determined taking into account marketability, obsolescence and expected selling price movements.

### Receivables

Receivables are measured at amortised cost.

## **Accounting policies**

### **Prepayments**

Prepayments recognised under 'Current assets' comprises expenses incurred concerning subsequent financial years.

### **Cash and cash equivalents**

Cash and cash equivalents comprise cash and deposits at banks.

### **Equity**

#### **Dividends**

Proposed dividends are disclosed as a separate item under equity. Dividends are recognised as a liability when declared by the annual general meeting of shareholders.

#### **Provisions**

Provisions comprise expected expenses relating to warranty commitments, restructuring, etc. Provisions are recognised when, as a result of a past event, the company has a legal or constructive obligation and it is probable that an outflow of resources embodying economic benefits will be required to settle the obligation.

#### **Income tax and deferred tax**

Current tax liabilities and current tax receivables are recognised in the balance sheet as the estimated tax on the taxable income for the year, adjusted for tax on the taxable income for previous years and tax paid on account.

Deferred tax is measured according to the liability method in respect of temporary differences between the carrying amount of assets and liabilities and their tax base, calculated on the basis of the planned use of the asset and settlement of the liability, respectively. Deferred tax is measured at net realisable value.

Adjustment is made to deferred tax resulting from elimination of unrealised intra-group profits and losses.

Deferred tax is measured according to the tax rules and at the tax rates applicable in the respective countries at the balance sheet date when the deferred tax is expected to crystallise as current tax. Deferred tax adjustments resulting from changes in tax rates are recognised in the income statement, with the exception of items taken directly to equity.

Deferred tax assets, including the tax base of tax losses allowed for carry forward, are measured at the value to which the asset is expected to be realised, either as a set-off against tax on future income or as a set-off against deferred tax liabilities within the same legal tax entity. Any deferred net tax assets are measured at net realisable value.

#### **Liabilities**

Financial liabilities are recognised on the raising of the loan at the proceeds received net of transaction costs incurred. On subsequent recognition, the financial liabilities are measured at amortised cost, corresponding to the capitalised value, using the effective interest method. Accordingly, the difference between the net proceeds and the nominal value is recognised in the income statement over the term of the loan.

## Accounting policies

Other liabilities, which include trade payables, payables to group entities, deposits and other payables, are measured at amortised cost, which is usually equivalent to nominal value.

### Foreign currency translation

On initial recognition, foreign currency transactions are translated applying the exchange rate at the transaction date. Foreign exchange differences arising between the exchange rates at the transaction date and at the date of payment are recognised in the income statement as financial income or financial expenses. If foreign currency instruments are considered cash flow hedges, any unrealised value adjustments are taken directly to a fair value reserve under 'Equity'.

Receivables and payables and other monetary items denominated in foreign currencies are translated at the exchange rates at the balance sheet date. The difference between the exchange rates at the balance sheet date and the date at which the receivable or payable arose or was recognised in the latest financial statements is recognised in the income statement as financial income or financial expenses.

Fixed assets acquired in foreign currencies are translated at the exchange rate at the transaction date.

### Financial Highlights

Definitions of financial ratios.

Equity ratio	$\frac{\text{Equity, end of year} \times 100}{\text{Total assets at year end}}$
Return on equity	$\frac{\text{Profit/loss for the year} \times 100}{\text{Average equity}}$

**Income statement 1 August - 31 July**

	<b>Note</b>	<b>2023/24</b> DKK	<b>2022/23</b> DKK
<b>Revenue</b>		<b>733.101.137</b>	<b>600.481.149</b>
Other operating income		77.517.322	37.006.377
Raw materials and consumables		-280.507.380	-218.245.914
Other external expenses		<u>-258.661.009</u>	<u>-189.456.651</u>
<b>Gross profit</b>		<b>271.450.070</b>	<b>229.784.961</b>
Staff costs	1	-216.237.897	-184.643.139
Depreciation	2	-25.559.870	-19.183.504
Other operating costs		<u>-4.815.739</u>	<u>-1.350.138</u>
<b>Profit/loss on activities before fair value adjustments</b>		<b>24.836.564</b>	<b>24.608.180</b>
Financial income		3.094	249.860
Financial costs	3	<u>-326.903</u>	<u>-331.420</u>
<b>Profit/loss before tax</b>		<b>24.512.755</b>	<b>24.526.620</b>
Tax on profit/loss for the year	4	<u>-5.656.700</u>	<u>-5.412.952</u>
<b>Profit/loss for the year</b>		<b><u>18.856.055</u></b>	<b><u>19.113.668</u></b>
Distribution of profit	5		

## Balance sheet 31 July

	Note	2024 DKK	2023 DKK
<b>Assets</b>			
Key Money		4.501.393	5.006.993
Goodwill		4.081.718	0
<b>Intangible assets</b>	6	<b>8.583.111</b>	<b>5.006.993</b>
Land and buildings	7	129.542.361	129.542.361
Other fixtures and fittings, tools and equipment	7	33.925.846	31.065.653
Leasehold improvements	7	36.821.688	30.973.267
Property, plant and equipment in progress	7	316.123.212	202.158.991
<b>Tangible assets</b>		<b>516.413.107</b>	<b>393.740.272</b>
Deposits	8	5.980.654	5.013.520
<b>Fixed asset investments</b>		<b>5.980.654</b>	<b>5.013.520</b>
<b>Total non-current assets</b>		<b>530.976.872</b>	<b>403.760.785</b>
Finished goods and goods for resale		89.945.835	63.203.860
<b>Stocks</b>		<b>89.945.835</b>	<b>63.203.860</b>
Trade receivables		83.263	877.820
Receivables from group enterprises		1.207.961	17.462.026
Other receivables		4.661.430	288.895
Prepayments	9	21.921.514	15.215.149
<b>Receivables</b>		<b>27.874.168</b>	<b>33.843.890</b>
<b>Cash at bank and in hand</b>		<b>1.125.841</b>	<b>6.386.809</b>
<b>Total current assets</b>		<b>118.945.844</b>	<b>103.434.559</b>
<b>Total assets</b>		<b>649.922.716</b>	<b>507.195.344</b>

## Balance sheet 31 July

	Note	2024 DKK	2023 DKK
<b>Equity and liabilities</b>			
Share capital		3.485.713	3.485.713
Retained earnings		222.452.823	203.596.768
<b>Equity</b>	10	<b><u>225.938.536</u></b>	<b><u>207.082.481</u></b>
Provision for deferred tax	11	4.837.000	6.107.000
<b>Total provisions</b>		<b><u>4.837.000</u></b>	<b><u>6.107.000</u></b>
Mortgage loans		67.027.042	69.987.155
<b>Total non-current liabilities</b>	12	<b><u>67.027.042</u></b>	<b><u>69.987.155</u></b>
Mortgage loans	12	2.375.893	2.226.152
Trade payables		2.436.998	775.608
Payables to group enterprises		302.142.378	183.658.162
Corporation tax		6.926.700	1.190.388
Other payables		30.474.767	31.240.443
Deferred income		7.763.402	4.927.955
<b>Total current liabilities</b>		<b><u>352.120.138</u></b>	<b><u>224.018.708</u></b>
<b>Total liabilities</b>		<b><u>419.147.180</u></b>	<b><u>294.005.863</u></b>
<b>Total equity and liabilities</b>		<b><u>649.922.716</u></b>	<b><u>507.195.344</u></b>
Subsequent events	13		
Contingent liabilities	14		
Mortgages and collateral	15		
Related parties and ownership structure	16		

**Statement of changes in equity**

	<u>Share capital</u>	<u>Retained earnings</u>	<u>Total</u>
Equity at 1 August 2023	3.485.713	203.596.768	207.082.481
Net profit/loss for the year	0	18.856.055	18.856.055
<b>Equity at 31 July 2024</b>	<b><u>3.485.713</u></b>	<b><u>222.452.823</u></b>	<b><u>225.938.536</u></b>

## Notes

	<b>2023/24</b>	<b>2022/23</b>
	DKK	DKK
<b>1 Staff costs</b>		
Wages and salaries	172.247.563	156.487.925
Pensions	9.804.051	7.614.522
Other social security costs	10.386.652	8.268.138
Other staff costs	23.799.631	12.272.554
	<u><b>216.237.897</b></u>	<u><b>184.643.139</b></u>
Number of fulltime employees on average	<u>472</u>	<u>415</u>
<b>2 Depreciation</b>		
Depreciation intangible assets	2.828.896	2.824.378
Depreciation tangible assets	22.730.974	16.359.126
	<u><b>25.559.870</b></u>	<u><b>19.183.504</b></u>
<b>3 Financial costs</b>		
Financial expenses, group entities	172.445	130.844
Other financial costs	154.458	200.576
	<u><b>326.903</b></u>	<u><b>331.420</b></u>
<b>4 Tax on profit/loss for the year</b>		
Current tax for the year	6.926.700	1.698.466
Deferred tax for the year	-1.270.000	3.911.000
Adjustment of tax concerning previous years	0	-133.514
Adjustment of deferred tax concerning previous years	0	-63.000
	<u><b>5.656.700</b></u>	<u><b>5.412.952</b></u>
<b>5 Distribution of profit</b>		
<b>Proposed distribution of profit</b>		
Retained earnings	<u>18.856.055</u>	<u>19.113.668</u>
	<u><b>18.856.055</b></u>	<u><b>19.113.668</b></u>

## Notes

### 6 Intangible assets

	Key Money	Goodwill
Cost at 1 August 2023	46.519.135	4.445.264
Additions for the year	1.848.561	5.200.000
Disposals for the year	-6.891.455	-1.874.940
Cost at 31 July 2024	<u>41.476.241</u>	<u>7.770.324</u>
Impairment losses and amortisation at 1 August 2023	41.512.142	4.445.264
Amortisation for the year	1.930.569	898.327
Reversal of impairment and amortisation of sold assets	-6.467.863	-1.654.985
Impairment losses and amortisation at 31 July 2024	<u>36.974.848</u>	<u>3.688.606</u>
<b>Carrying amount at 31 July 2024</b>	<b><u>4.501.393</u></b>	<b><u>4.081.718</u></b>

### 7 Tangible assets

	Land and buildings	Other fixtures and fittings, tools and equipment	Leasehold improvements	Property, plant and equipment in progress
Cost at 1 August 2023	147.558.558	101.557.788	96.556.021	202.158.991
Additions for the year	0	16.397.566	20.493.152	113.964.221
Disposals for the year	0	-14.504.146	-15.550.044	0
Cost at 31 July 2024	<u>147.558.558</u>	<u>103.451.208</u>	<u>101.499.129</u>	<u>316.123.212</u>
Impairment losses and depreciation at 1 August 2023	18.016.197	70.492.135	65.585.754	0
Depreciation for the year	0	11.170.021	11.560.953	0
Reversal of impairment and depreciation of sold assets	0	-12.136.794	-12.469.266	0
Impairment losses and depreciation at 31 July 2024	<u>18.016.197</u>	<u>69.525.362</u>	<u>64.677.441</u>	<u>0</u>
<b>Carrying amount at 31 July 2024</b>	<b><u>129.542.361</u></b>	<b><u>33.925.846</u></b>	<b><u>36.821.688</u></b>	<b><u>316.123.212</u></b>

## Notes

### 8 Fixed asset investments

	Deposits
Cost at 1 August 2023	5.013.520
Additions for the year	3.687.817
Disposals for the year	<u>-2.720.683</u>
Cost at 31 July 2024	<u>5.980.654</u>
<b>Carrying amount at 31 July 2024</b>	<b><u><u>5.980.654</u></u></b>

### 9 Prepayments

Prepayments comprise prepaid costs regarding rent, subscriptions, travel and staff events. Accruals are measured at cost.

### 10 Equity

The share capital consists of 3.485.713 shares of a nominal value of DKK 1. No shares carry any special rights.

	2024 DKK	2023 DKK
<b>11 Provision for deferred tax</b>		
Provision for deferred tax at 1 August 2023	6.107.000	1.699.000
Deferred tax recognised in income statement	-1.270.000	3.911.000
Provisions for deferred tax through mergers and business combinations	<u>0</u>	<u>497.000</u>
<b>Provision for deferred tax at 31 July 2024</b>	<b><u><u>4.837.000</u></u></b>	<b><u><u>6.107.000</u></u></b>
<b>Provisions for deferred tax on:</b>		
Intangible assets	183.000	374.000
Property, plant and equipment	<u>4.654.000</u>	<u>5.733.000</u>
	<b><u><u>4.837.000</u></u></b>	<b><u><u>6.107.000</u></u></b>

## Notes

### 12 Long term debt

	<b>2024</b>	<b>2023</b>
	DKK	DKK
<b>Mortgage loans</b>		
After 5 years	56.437.859	60.123.768
Between 1 and 5 years	10.589.183	9.863.387
Non-current portion	67.027.042	69.987.155
Within 1 year	2.375.893	2.226.152
	<b><u>69.402.935</u></b>	<b><u>72.213.307</u></b>

### 13 Subsequent events

No events materially affecting the financial position have occurred after the balance sheet date.

### 14 Contingent liabilities

Lease agreements entails future total payments of:

Payments within 1 year TDKK 151.858 (2022/23: TDKK 166.361)

Payments within 1-5 years TDKK 160.124 (2022/23: TDKK 145.655)

Payments after 5 years TDKK 224 (2022/23: TDKK 591)

Lease agreements covered by rent obligations towards BESTSELLER Stores Denmark A/S of intercompany and external partner subleases agreements amounts to:

Payments within 1 year TDKK 52.831 (2022/23: TDKK 69.064)

Payments within 1-5 years TDKK 64.364 (2022/23: TDKK 76.534)

Payments after 5 years TDKK 0 (2022/23: TDKK 591)

The total payments according to lease agreements includes the amounts covered by other parties.

#### Contingent liabilities related to group enterprises

The Company participates in a Danish joint taxation arrangement with HEARTLAND A/S serving as the administration company. According to the joint taxation provisions of the Danish Corporation Tax Act, the Company is therefore secondarily liable for income taxes etc for the jointly taxed entities as well as to the withholding of tax on interest, royalties and dividends for the jointly taxed entities. The jointly taxed entities' total known net liability under the joint taxation arrangement is disclosed in the administration company's financial statements.

### 15 Mortgages and collateral

Bank guarantees have been provided for TDKK 138 (2022/23: TDKK 138) to fulfill rental contracts.

As security for debts to mortgage credit institutions, which amount to TDKK 69.403 (2022/23: TDKK 72.213), a mortgage has been given on land and buildings, the accounting value of which per 31 July 2024 amounts to TDKK 445.665.

## Notes

### 16 Related parties and ownership structure

#### Controlling interest

BESTSELLER A/S, Fredskovvej 5, 7330 Brande (Majority owner).

#### Transactions

Sale of goods to other related parties - DKK 0

Income from subletting to group companies - DKK 72.989.165

Purchase of goods from group companies - DKK 288.187.525

Purchase of services from group companies - DKK 26.400.855

Interest expense from group companies - DKK 172.445

Receivables from group companies - DKK 1.207.961

Payables to group companies - DKK 302.142.378

#### Consolidated financial statements

The financial statement of BESTSELLER Stores Denmark A/S is included in the financial statements for BESTSELLER A/S, Fredskovvej 5, 7330 Brande being the smallest group.

The financial statement of BESTSELLER Stores Denmark A/S is included in the financial statements for HEARTLAND A/S, Store Torv 1, 3., 8000 Aarhus C being the largest group.