

Deloitte.



NIO Global Infrastructure I VSO K/S

Kronprinsessegade 8, 1.
1306 København K
CVR No. 43542923

Annual report 2024

The Annual General Meeting adopted the
annual report on 30.06.2025

DocuSigned by:

D75A00E1D5FE40A...

Rana Salame

Chairman of the General Meeting

Contents

Entity details	2
Statement by Management	3
Independent auditor's report	4
Management commentary	7
Income statement for 2024	8
Balance sheet at 31.12.2024	9
Statement of changes in equity for 2024	11
Notes	12
Accounting policies	14
Supplementary reports	17

Entity details

Entity

NIO Global Infrastructure I VSO K/S

Kronprinsessegade 8, 1.

1306 København K

Business Registration No.: 43542923

Date of foundation: 26.09.2022

Registered office: København

Financial year: 01.01.2024 - 31.12.2024

Executive Board

Christian Jung Meinicke

Michael Moth Greve

Auditors

Deloitte Statsautoriseret Revisionspartnerselskab

Weidekampsgade 6

2300 Copenhagen S

Statement by Management

The Executive Board has today considered and approved the annual report of NIO Global Infrastructure I VSO K/S for the financial year 01.01.2024 - 31.12.2024.

The annual report is presented in accordance with the Danish Financial Statements Act.

In our opinion, the financial statements give a true and fair view of the Entity's financial position at 31.12.2024 and of the results of its operations for the financial year 01.01.2024 - 31.12.2024.


We believe that the management commentary contains a fair review of the affairs and conditions referred to therein.

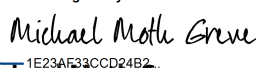
Furthermore, the supplementary report has been prepared in accordance with the Sustainable Finance Disclosure Regulation (SFDR) and contains a fair review of the affairs and conditions referred to therein.

We recommend the annual report for adoption at the Annual General Meeting.

Copenhagen, 26.06.2025

Executive Board

Signed by:

Christian Jung Meinicke
D91983A7B437485

DocuSigned by:

Michael Moth Greve
1E23AF33CCD24B2

Independent auditor's report

To the Limited Partners of NIO Global Infrastructure I VSO K/S

Opinion

We have audited the financial statements of NIO Global Infrastructure I VSO K/S for the financial year 01.01.2024 - 31.12.2024, which comprise the income statement, balance sheet, statement of changes in equity and notes, including a summary of significant accounting policies. The financial statements are prepared in accordance with the Danish Financial Statements Act.

In our opinion, the financial statements give a true and fair view of the Entity's financial position at 31.12.2024 and of the results of its operations for the financial year 01.01.2024 - 31.12.2024 in accordance with the Danish Financial Statements Act.

Basis for opinion

We conducted our audit in accordance with International Standards on Auditing (ISAs) and additional requirements applicable in Denmark. Our responsibilities under those standards and requirements are further described in the "Auditor's responsibilities for the audit of the financial statements" section of this auditor's report. We are independent of the Entity in accordance with the International Ethics Standards Board for Accountants' International Code of Ethics for Professional Accountants (IESBA Code) and the additional ethical requirements applicable in Denmark, and we have fulfilled our other ethical responsibilities in accordance with these requirements and the IESBA Code. We believe that the audit evidence we have obtained is sufficient and appropriate to provide a basis for our opinion.

Management's responsibilities for the financial statements

Management is responsible for the preparation of financial statements that give a true and fair view in accordance with the Danish Financial Statements Act, and for such internal control as Management determines is necessary to enable the preparation of financial statements that are free from material misstatement, whether due to fraud or error.

In preparing the financial statements, Management is responsible for assessing the Entity's ability to continue as a going concern, for disclosing, as applicable, matters related to going concern, and for using the going concern basis of accounting in preparing the financial statements unless Management either intends to liquidate the Entity or to cease operations, or has no realistic alternative but to do so.

Auditor's responsibilities for the audit of the financial statements

Our objectives are to obtain reasonable assurance about whether the financial statements as a whole are free from material misstatement, whether due to fraud or error, and to issue an auditor's report that includes our opinion. Reasonable assurance is a high level of assurance, but is not a guarantee that an audit conducted in accordance with ISAs and the additional requirements applicable in Denmark will always detect a material misstatement when it exists. Misstatements can arise from fraud or error and are considered material if, individually or in the aggregate, they could reasonably be expected to influence the economic decisions of users taken on the basis of these financial statements.

As part of an audit conducted in accordance with ISAs and the additional requirements applicable in Denmark, we exercise professional judgement and maintain professional scepticism throughout the audit. We also:

- Identify and assess the risks of material misstatement of the financial statements, whether due to fraud or error, design and perform audit procedures responsive to those risks, and obtain audit evidence that is sufficient and appropriate to provide a basis for our opinion. The risk of not detecting a material misstatement resulting from fraud is higher than for one resulting from error, as fraud may involve collusion, forgery, intentional omissions, misrepresentations, or the override of internal control.
- Obtain an understanding of internal control relevant to the audit in order to design audit procedures that are appropriate in the circumstances, but not for the purpose of expressing an opinion on the effectiveness of the Entity's internal control.
- Evaluate the appropriateness of accounting policies used and the reasonableness of accounting estimates and related disclosures made by Management.
- Conclude on the appropriateness of Management's use of the going concern basis of accounting in preparing the financial statements, and, based on the audit evidence obtained, whether a material uncertainty exists related to events or conditions that may cast significant doubt on the Entity's ability to continue as a going concern. If we conclude that a material uncertainty exists, we are required to draw attention in our auditor's report to the related disclosures in the financial statements or, if such disclosures are inadequate, to modify our opinion. Our conclusions are based on the audit evidence obtained up to the date of our auditor's report. However, future events or conditions may cause the Entity to cease to continue as a going concern.
- Evaluate the overall presentation, structure and content of the financial statements, including the disclosures in the notes, and whether the financial statements represent the underlying transactions and events in a manner that gives a true and fair view.

We communicate with those charged with governance regarding, among other matters, the planned scope and timing of the audit and significant audit findings, including any significant deficiencies in internal control that we identify during our audit.

Statement on the management commentary

Management is responsible for the management commentary, as well as for the supplementary report on disclosures in accordance with the SFDR etc, hereinafter referred to as "the supplementary report".

Our opinion on the financial statements does not cover the management commentary or the supplementary report, and we do not express any form of assurance conclusion thereon.

In connection with our audit of the financial statements, our responsibility is to read the management commentary and the supplementary report and, in doing so, consider whether the management commentary and the supplementary report are materially inconsistent with the financial statements, or our knowledge obtained in the audit or otherwise appear to be materially misstated.

Moreover, it is our responsibility to consider whether the management commentary provides the information required by relevant law and regulations.

Based on the work we have performed, we conclude that the management commentary is in accordance with the financial statements and has been prepared in accordance with the requirements in the relevant law and regulations.

We did not identify any material misstatement of the management commentary or the supplementary report.

Copenhagen, 26.06.2025

Deloitte

Statsautoriseret Revisionspartnerselskab

CVR No. 33963556

Signed by:

Rasmus Grynderup Kiær Steffensen

Rasmus Grynderup Kiær Steffensen

State Authorised Public Accountant

Identification No (MNE) mne44143

Signed by:

Michael Riddersholm Høj

Michael Riddersholm Høj

State Authorised Public Accountant

Identification No (MNE) mne51504

Management commentary

Primary activities

The object of the limited partnership is to generate income and capital appreciation by making investments.

Events after the balance sheet date

No events have occurred after the balance sheet date to this date, which would influence the evaluation of this annual report.

Income statement for 2024

	Notes	2024 EUR'000	2022/23 EUR'000
Gross profit/loss		(8)	(17)
Fair value adjustment of financial assets		59	28
Operating profit/loss		51	11
Other financial expenses		(11)	0
Profit/loss for the year		40	11
Proposed distribution of profit and loss			
Retained earnings		40	11
Proposed distribution of profit and loss		40	11

Balance sheet at 31.12.2024

Assets

	Notes	2024 EUR'000	2022/23 EUR'000
Other investments		700	33
Financial assets	1	700	33
Fixed assets		700	33
Other receivables		0	29
Receivables		0	29
Cash		18	0
Current assets		18	29
Assets		718	62

Equity and liabilities

	Notes	2024 EUR'000	2022/23 EUR'000
Contributed capital		621	0
Retained earnings		51	11
Equity		672	11
Other payables		46	51
Current liabilities other than provisions		46	51
Liabilities other than provisions		46	51
Equity and liabilities		718	62
Employees	2		
Fair value information	3		
Contingent liabilities	4		

Statement of changes in equity for 2024

	Contributed capital EUR'000	Retained earnings EUR'000	Total EUR'000
Equity beginning of year	0	11	11
Increase of capital	621	0	621
Profit/loss for the year	0	40	40
Equity end of year	621	51	672

The Limited Partners have committed themselves to contributing up to EUR 1,650 thousand into the Fund, when new capital is required for making investments, paying fund costs etc. Of the total committed capital, the Limited Partners have paid-in net EUR 621 thousand at 31.12.2024, and the remaining contribution balance is EUR 1,029 thousand.

Notes

1 Financial assets

The unlisted equities consist solely of the Entity's ownership shares of alternative investments funds (AIFs) within the private equity, infrastructure, and real-estate sector ("**portfolio funds**").

The Entity has through investments in portfolio funds ownership of mainly unlisted investments. The Entity does not possess controlling or significant influence on the portfolio funds in which the Entity has invested.

As a part of the compilation of the annual report, Management assesses the fair value principles and accounting estimates of the portfolio funds, and evaluate if the applied principles are fair, based upon management experience and knowledge regarding the specific portfolio funds. Given the nature of the unlisted equities the valuation is inherently associated with uncertainty, and the final valuation or sale price of the investments held by the portfolio funds, will depend on the future developments in market and specific factors, including earnings, interest rates, foreign exchange, etc.

The unrealised fair value adjustments recognized in this annual report is a result of the performance and valuation of the portfolio funds. Annually the Entity receives audited financial statements by an independent auditor from each of the portfolio funds which serve as the basis for the year-end valuation.

Neither Management nor the Entity has any influence on the fair value assessments in the portfolio funds, and since the fair value is based upon audited figures, no quantitative inputs can be disclosed. The portfolio funds in which the Entity has invested all use common accepted guidelines for measuring the fair value. The measuring of the fair value of the investments in the investments held by the portfolio funds are made by the managers of the portfolio funds. The fair value of all investments held by the Entity are based on level 3 in the fair value hierarchy (unobservable inputs) under IFRS.

For further considerations see accounting policies.

2 Employees

The Entity has no employees other than the Executive Board and the Board of Directors.

The Executive Board and Board of Directors have not received any remuneration.

According to paragraph 61 section 3 (5 and 6) of the Alternative Investment Fund Managers etc. Act, alternative investment funds must disclose information about the total remuneration of the entire staff of the Fund Manager and the number of beneficiaries. Furthermore, remuneration to material risk-takers must be disclosed.

The Fund Manager must also disclose the information necessary to provide an understanding of the risk profile of the Fund and the measures that the Fund Manager takes to avoid or manage conflicts of interest between the Fund Manager and the Limited Partners. The Board of Directors has adopted a remuneration policy in order to ensure that the employees and Management are remunerated according to the Danish Executive Order on remuneration policy and disclosure requirements on remuneration for managers of alternative investment funds, etc.

In accordance with paragraph 61 section 3 (5 and 6) of the Alternative Investment Fund Managers etc. Act, information regarding salaries paid to employees of the Fund Manager is disclosed in the Annual Report for Nordic Investment Opportunities A/S, Business Reg. No. 39 78 55 95.

3 Fair value information

	Unlisted equities EUR'000
Fair value end of year	700
Unrealised fair value adjustments recognised in the income statement	59

4 Contingent liabilities

The Company has made one investment and is liable for all uncalled commitments.

The commitment amount is EUR 1.650 thousand and uncalled commitment is EUR 1.037 thousand.

Accounting policies

Reporting class

This annual report has been presented in accordance with the provisions of the Danish Financial Statements Act governing reporting class B enterprises with addition of a few provisions for reporting class C.

The accounting policies applied to these financial statements are consistent with those applied last year.

Consolidated financial statements

Referring to section 110 of the Danish Financial Statements Act, no consolidated financial statements have been prepared.

Non-comparability

This is the Company's first financial year and comprise the period 26.09.2022 - 31.12.2023, and hence no comparative figures have been presented.

Recognition and measurement

Assets are recognised in the balance sheet when it is probable as a result of a prior event that future economic benefits will flow to the Entity, and the value of the asset can be measured reliably.

Liabilities are recognised in the balance sheet when the Entity has a legal or constructive obligation as a result of a prior event, and it is probable that future economic benefits will flow out of the Entity, and the value of the liability can be measured reliably.

On initial recognition, assets and liabilities are measured at cost. Measurement subsequent to initial recognition is effected as described below for each financial statement item.

Anticipated risks and losses that arise before the time of presentation of the annual report and that confirm or invalidate affairs and conditions existing at the balance sheet date are considered at recognition and measurement.

Income is recognised in the income statement when earned, whereas costs are recognised by the amounts attributable to this financial year.

Foreign currency translation

On initial recognition, foreign currency transactions are translated applying the exchange rate at the transaction date. Receivables, payables and other monetary items denominated in foreign currencies that have not been settled at the balance sheet date are translated using the exchange rate at the balance sheet date. Exchange differences that arise between the rate at the transaction date and the rate in effect at the payment date, or the rate at the balance sheet date, are recognised in the income statement as financial income or financial expenses. Exchange adjustments of outstanding accounts with independent foreign subsidiaries, which are considered part of the total investment in the subsidiary in question, are recognised directly in the translation reserve in equity.

Income statement

Gross profit or loss

Gross profit or loss comprises other external expenses.

Fair value adjustment of financial assets

Fair value adjustment of financial assets comprise adjustments for the financial year of the Entity's financial assets measured at fair value at the balance sheet date.

Other external expenses

Other external expenses include expenses relating to the Entity's ordinary activities and management fee. Management fee comprises of management fee for the period calculated according to the Limited Partnership Agreement

Other financial expenses

Other financial expenses comprise interest expenses and net exchange losses in foreign currencies.

Balance sheet

Other investments

Other investments recognized under fixed assets include unlisted investments in alternative investment funds (AIFs) measured at fair value through the income statement.

When measuring the fair value of investments in alternative investment funds (AIFs), the valuation is based upon the fair value of the assets and liabilities included in each portfolio fund and as shown in the audited annual reports of each portfolio fund. The fair values of the portfolio funds are calculated based on recognized valuation methods, including IPEV valuation guidelines, which essentially correspond to recognition and measurement provisions in IFRS 13. The fair value of portfolio funds corresponds to the accumulated share of ownership of the total capital of each underlying portfolio fund.

As a result of the investment being made through other alternative investment funds, it is not possible to provide additional information about the used multiple, yield requirements, etc. in the valuation. At Q4 the Entity receives audited financial statements by an independent auditor from the underlying funds which is the basis for the valuation at the balance sheet date.

Since the valuation in the portfolio funds depends on assumptions regarding future earnings in underlying companies owned by the portfolio funds and the development in market multiples, the valuation is linked to natural uncertainty.

This uncertainty will naturally be greater in periods of fluctuation in the financial markets, where market multiples, and thus the valuation will be influenced by, among other things, the development of liquidity premiums and the possibility of selling underlying companies in the portfolio funds.

Outstanding investment commitments at the balance sheet date are disclosed as contingent liabilities in the notes.

Receivables

Receivables are measured at amortised cost, usually equalling nominal value less writedowns for bad and doubtful debts.

Cash

Cash comprises cash in hand and bank deposits.

Other financial liabilities

Other financial liabilities are measured at amortised cost, which usually corresponds to nominal value.

Supplementary reports

Supplementary report on disclosures in accordance with the SFDR etc.

The financial product is classified as being a financial product referred to in Article 8 (1) of Regulation (EU) 2019/2088 on transparency of the promotion of environmental or social characteristics disclosures in the financial services sector, having promoted E/S characteristics, but not made any sustainable investments.

The product level periodic disclosure - Annex IV of the Regulation (EU) 2019/2088, is found in Appendix 1.

ANNEX IV

Periodic disclosure for the financial products referred to in Article 8, paragraphs 1, 2 and 2a, of Regulation (EU) 2019/2088 and Article 6, first paragraph, of Regulation (EU) 2020/852

Product name: NIO Global Infrastructure I VSO K/S

Legal entity identifier: (CVR. no.) 43 54 29 23

Environmental and/or social characteristics

Sustainable investment means an investment in an economic activity that contributes to an environmental or social objective, provided that the investment does not significantly harm any environmental or social objective and that the investee companies follow good governance practices.

The **EU Taxonomy** is a classification system laid down in Regulation (EU) 2020/852, establishing a list of **environmentally sustainable economic activities**. That Regulation does not include a list of socially sustainable economic activities. Sustainable investments with an environmental objective might be aligned with the Taxonomy or not.

Did this financial product have a sustainable investment objective?	
<p style="margin: 0;"><input checked="" type="radio"/> <input type="radio"/> Yes</p> <p style="margin: 0;"><input type="checkbox"/> It made sustainable investments with an environmental objective: ___%</p> <ul style="list-style-type: none"> <input type="checkbox"/> in economic activities that qualify as environmentally sustainable under the EU Taxonomy <input type="checkbox"/> in economic activities that do not qualify as environmentally sustainable under the EU Taxonomy <p style="margin: 0;"><input type="checkbox"/> It made sustainable investments with a social objective: ___%</p>	<p style="margin: 0;"><input checked="" type="radio"/> <input type="radio"/> <input checked="" type="checkbox"/> No</p> <p style="margin: 0;"><input checked="" type="checkbox"/> It promoted Environmental/Social (E/S) characteristics and while it did not have as its objective a sustainable investment, it had a proportion of 29.0% of sustainable investments</p> <ul style="list-style-type: none"> <input type="checkbox"/> with an environmental objective in economic activities that qualify as environmentally sustainable under the EU Taxonomy <input checked="" type="checkbox"/> with an environmental objective in economic activities that do not qualify as environmentally sustainable under the EU Taxonomy <input type="checkbox"/> with a social objective <p style="margin: 0;"><input type="checkbox"/> It promoted E/S characteristics, but did not make any sustainable investments</p>

The following legal entity, NIO GLOBAL INFRASTRUCTURE I SCSp (Company reg. no. B271715), is an alternative investment fund referred to as collectively "NGI I" or "The financial product" or the "Fund", which is managed by Nordic Investment Opportunities A/S, company number (CVR no.) 39785595 ("NIO" or the "Manager").



To what extent were the environmental and/or social characteristics promoted by this financial product met?

During the reporting period from 01.01.2024 – 31.12.2024, the fund was 100% invested in infrastructure related assets. During the year the Fund made 1 investment commitments to ECP Offshore. The underlying investment (“**underlying Fund**”), scored an acceptable rating in the ESG rating tool and thereby complied with the ESG policy of the Manager of the Fund.

The Manager promoted social and environmental characteristics for the Fund in the manner described in the Managers ESG policy. The Fund is made up of 4 unique underlying Fund investments, consisting of a large variety of infrastructure assets, which in total brings the Fund exposure to 418 individual investments. As a key element of the due diligence process, the Manager assessed and ranked the underlying Funds upon their individual ESG rating. The ESG rating has been made on the basis of the Manager’s comprehensive ESG rating tool, which aims at identifying weaknesses or missing elements in the investment- or ESG policies from Manager of the underlying Funds.

In line with the ESG policy of the Manager, no investments are made where the underlying Funds are engaged in the manufacture of weapons or involved in the development, production or storage of nuclear weapons. Moreover, the environmental consequences related to the construction process for infrastructure assets, specifically in relation to the use of hazardous materials and construction work in general as well as ongoing operations, has been minimized in accordance with good industry practice, by only investing with underlying Fund Managers, with the highest ESG rating.

● How did the sustainability indicators perform?

The Manager has received sufficient disclosure from the Managers of the underlying Funds. Each individual investment made has successfully complied with the Managers ESG rating tool and no ESG events has been recorded during the year. As described in the ESG policy of the Manager and in the roam of the Funds activities, the scope of the Funds current underlying Fund investments does not consider impacts of investment decisions on sustainability factors. The sustainability indicators have not been assured or audited by a third party.

Year	Investments with a satisfying ESG rating	ESG events recorded
2023	3/3	0
2024	4/4	0

	ESG rating	ESG events recorded
Arcus European Infrastructure III	4.9/5.0	0
Antin Next Gen I	4.5/5.0	0
Energy Capital Partners V	3.9/5.0	0
Goldman Sachs Vintage Infrastructure Partners	3.0/5.0	0

● ...and compared to previous periods?

In previous periods the Fund had made 3 commitments to investments in total. All investments received a satisfying ESG rating. By the end of this reporting period the Fund has made 4 commitments to investments, which all have a satisfying ESG rating. In previous years no ESG events were recorded and likewise no ESG events were recorded in this reporting period.

● What were the objectives of the sustainable investments that the financial product partially made and how did the sustainable investment contribute to such objectives?

Sustainability indicators measure how the environmental or social characteristics promoted by the financial product are attained.

Antin: The Partnership is committed to creating a portfolio composed of companies of which at least 60% are sustainable, i.e., delivering environmental benefits through their business activities. It has been determined that one of the Partnership's portfolio companies would qualify as sustainable if its business activities directly contribute to at least one of the 17 SDGs, which provide a globally recognised and common framework to assess, manage, and communicate on sustainability outcomes.

Arcus: AEIF3 has a minimum allocation of 0% sustainable investments with environmental objectives that are not aligned with the EU Taxonomy. Furthermore the Fund has a minimum allocation of 0% socially sustainable investments.

How did the sustainable investments that the financial product partially made not cause significant harm to any environmental or social sustainable investment objective?

How were the indicators for adverse impacts on sustainability factors taken into account?

Antin Next Gen:

The adverse impacts of the Portfolio Companies were mitigated through the application of the Manager's comprehensive responsible investment process described below.

The Manager maintains an exclusion list of areas it refuses to invest in, including weapons manufacturing, tobacco production and distribution, prostitution, coal-based businesses, gambling, pornography, drugs- and alcohol-related activities, and any operations involving serious or systematic human rights violations.

During the initial screening of potential investments, the Manager first ensures a target company does not operate in any of the sectors on its exclusion list. Using its internal ESG risk assessment tool, the Manager then carries out an analysis to identify key ESG issues associated with a target company's business activities, and flags areas to be further investigated throughout the acquisition process.

After submitting a non-binding offer, the Manager conducts a comprehensive due diligence to assess a target company's performance in managing key ESG issues identified.

To ensure the effective implementation of its responsible investment process, the Manager formalised a Responsible Investment Protocol applying to all deal processes.

Post-closing, the Manager thoroughly reviews a new portfolio company's performance in managing key ESG issues associated with its business activities, building up on the due diligence conducted during the acquisition process. Results of this review are used to highlight areas of progress and establish an ESG action plan for the portfolio company. Progress towards implementing this plan is monitored throughout the holding period, during regular meetings and site visits.

Furthermore, the Manager periodically monitors the ESG performance of the portfolio companies as part of its risk management process. ESG issues are specifically itemised for discussion during the Manager's quarterly Portfolio Review Committee ("PRC") meetings, and, where required, addressed directly with the Portfolio Companies during Board meetings. The Manager also implemented a comprehensive ESG survey that must be completed by the Portfolio Companies annually.

Arcus:

Arcus has put in place appropriate governance and reporting structures with respect to the PAIs, indicators that correspond to each of the environmental and social characteristics that the Fund promoted and material ESG factors, with the goal of improving ESG performance and minimising adverse impacts in these areas.

Working through these governance structures, Arcus aims at ensuring that sustainable investments comply with applicable laws and regulations on all relevant ESG issues, including business integrity, corporate governance, resource use and environmental protection, occupational and community health and safety, employment and security. Arcus also works with portfolio companies to identify and mitigate adverse ESG risks and impacts, by adopting best-practice standards and management systems, and encouraging continual improvement.

The oversight of ESG-related risk, including long-term risk, is considered at the most senior level and is consistently included on the agenda of the investee companies' board meetings. In addition, one of the quarterly Arcus Asset Review Meeting topics for each investee company focuses on ESG. The agenda for this meeting includes discussing the investee company's ESG approach; key ESG risks and opportunities (including climate change); key ESG KPIs reported and performance over time; and areas considered targets for the ESG continuous improvement programme.

Throughout the reporting period ESG factors are monitored at asset level as part of Arcus' risk management framework. Quarterly risk reviews are prepared by asset managers and collated by the Risk and Compliance Director. The risk reviews for Funds and Managed Accounts assets are reported to the Investment Committee, AEIMNL board, GP board as relevant on a quarterly basis and any urgent issues are reported on an ad-hoc basis to all appropriate committees and Investors.

Were sustainable investments aligned with the OECD Guidelines for Multinational Enterprises and the UN Guiding Principles on Business and Human Rights?

The Manager's Responsible Investment Policy and the ESG Standards are intended to be aligned with the OECD Guidelines for Multinational Enterprises and the UN Guiding Principles on Business and Human Rights, including the principles and rights set out in the eight fundamental conventions identified in the Declaration of the International Labour Organisation on Fundamental Principles and Rights at Work and the International Bill of Human Rights set of guidelines (the "Guidelines"). During the reference period, there were no known violations of the OECD Guidelines for Multinational Enterprises and the UN Guiding Principles on Business and Human Rights.

The EU Taxonomy sets out a "do not significant harm" principle by which Taxonomy-aligned investments should not significantly harm EU Taxonomy objectives and is accompanied by specific Union criteria.

The "do no significant harm" principle applies only to those investments underlying the financial product that take into account the EU criteria for environmentally sustainable economic activities. The investments underlying the remaining portion of this financial product do not take into account the EU criteria for environmentally sustainable economic activities.

Any other sustainable investments must also not significantly harm any environmental or social objectives.



How did this financial product consider principal adverse impacts on sustainability factors?

As described in the Manager's ESG policy and the objectives of the Fund's activities, the scope of the Fund's current investments does not take into account the adverse impacts of investment decisions on sustainability factors.



What were the top investments of this financial product?

Gross asset value ("GAV") of the investments in the underlying Funds, as per 31 December 2024 is used as the basis for calculating the proportions (%) of investments that are held indirectly via the Fund's investments in the underlying Funds. As the Fund is a Fund of Funds, the investments listed below are the largest indirectly owned investments of the Fund through its direct investments into its underlying Funds. The Fund does not have control over the below listed assets and does not have exhaustive information about the single investments.

Due to limited insights in changes in ownership, acquisition, divestment dates and valuations on an ongoing basis, the investments are reported as by the end of the reporting period (31.12.2024) and as a reflection of the reporting made by the underlying Funds.

Largest investments	Sector	% Assets	Country
Workdry International	Industrials	10.2%	United Kingdom
Biffa	Materials	8.5%	United Kingdom
Coolworld	Utilities	6.7%	Netherlands
Project Amazon	Secondaries	5.7%	Global
Officium GmbH	Renewable Power	5.5%	Germany
Project Guernsey	Secondaries	4.8%	Global
Atlantica	Renewable Power	4.4%	United States

New Leaf Energy	Renewable Power	4.2%	United States
Powerdot	Network Utilities	3.6%	Europe
Project Corsica	Secondaries	3.5%	Global
Portus Data Center	Information Technology	3.5%	Luxembourg
Braya	Renewable Power	3.1%	Canada
Fixmap	Data Infrastructure	2.7%	Poland
Project Kanaga	Secondaries	2.3%	Global
Project Hydra	Secondaries	1.9%	North America

The list includes the investments constituting the greatest proportion of investments of the financial product during the reference period which is: 1 January 2024 – 31 December 2024

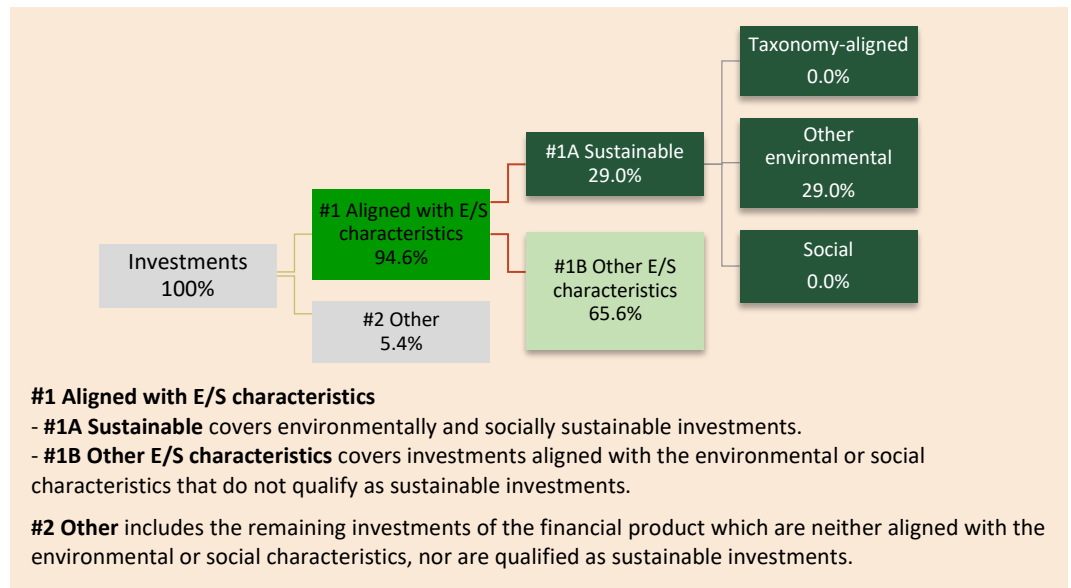


What was the proportion of sustainability-related investments?

The proportion of sustainable investments was 29.0%.

What was the asset allocation?

The asset allocation for the financial product in terms of commitments is as follows: 100% infrastructure. Looking at the asset allocation by the ending GAV value of the Fund as of 31.12.2024, 94.6% of the portfolio consisted of Infrastructure investments and the remainder 5.4% in cash and equivalent. Two of the investments, made by the Fund are investments into another Article 8 fund. These investments make up 42.1% of the NAV of the Funds investments. The two investments have classified 72.9% of their investments to be "1A sustainable", which equals 29.0% of the total investments of the Fund.



Asset allocation describes the share of investments in specific assets.

The financial product contains investments with both environmental and social characteristics. A single investment may contribute to both a environmental and social goal and make up a collective allocation of more than 100 percent. No prioritisation has been made between environmental and social goals and the product does not target any specific allocation.

Comparison to previous year is shown below.

Year	2023 ¹	2024
Investments	100%	100%
#1 Aligned with E/S characteristics	95.8%	94.6%
#2 Other	4.2%	5.4%

¹ 2023 numbers have been adjusted to match the same calculations as for 2024.

To comply with the EU Taxonomy, the criteria for **fossil gas** include limitations on emissions and switching to fully renewable power or low-carbon fuels by the end of 2035. For **nuclear energy**, the criteria include comprehensive safety and waste management rules.

Enabling activities directly enable other activities to make a substantial contribution to an environmental objective.

Transitional activities are activities for which low-carbon alternatives are not yet available and among others have greenhouse gas emission levels corresponding to the best performance.

Taxonomy-aligned activities are expressed as a share of:

- **turnover** reflecting the share of revenue from green activities of investee companies.
- **capital expenditure** (CapEx) showing the green investments made by investee companies, e.g. for a transition to a green economy.
- **operational expenditure** (OpEx) reflecting green operational activities of investee companies.

#1A Sustainable	30.2%	29.0%
#1B Other E/S characteristics	65.5%	65.6%
#Taxonomy-aligned	0.0%	0.0%
#Other environmental	30.2%	29.0%
#Social	0.0%	0.0%

In which economic sectors were the investments made?

On commitment level, the product has committed its capital 100% of its committed capital to other Infrastructure alternative investment funds, which invest into various sub-sectors, which include various types of renewable energy, information technology, utilities and industrials. No investments were made sub-sectors that derive revenues from exploration, mining, extraction, production, processing, storage, refining or distribution, including transportation, storage and trade, of fossil fuels as defined in Article 2, point (62), of Regulation (EU) 2018/1999 of the European Parliament and of the Council.

Split of sub-sectors:

Year	2024
Industrials	21.1%
Information technology	6.8%
Materials	5.4%
Network Utilities	3.6%
Renewable Power	21.8%
Secondaries	23.1%
Data infrastructure	5.3%
Utilities	12.9%




To what extent were the sustainable investments with an environmental objective aligned with the EU Taxonomy?

The Fund did not aim to make any sustainable investments. Investments may be classified, as such without the intentions of being a sustainable investment. 29.0% of the investments are classified as sustainable investments. The Fund did not have taxonomy aligned investments.

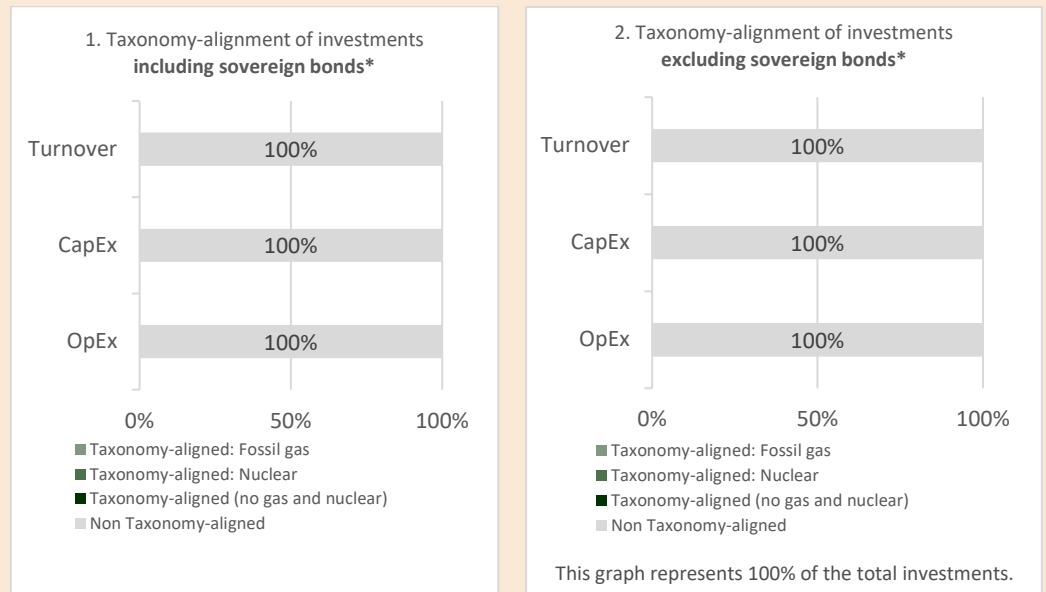
Did the financial product invest in fossil gas and/or nuclear energy related activities complying with the EU Taxonomy²?

- Yes:
 - In fossil gas
 - In nuclear energy
- No

² Fossil gas and/or nuclear related activities will only comply with the EU Taxonomy where they contribute to limiting climate change ("climate change mitigation") and do not significantly harm any EU Taxonomy objective - see explanatory note in the left hand margin. The full criteria for fossil gas and nuclear energy economic activities that comply with the EU Taxonomy are laid down in Commission Delegated Regulation (EU) 2022/1214.

 are sustainable investments with an environmental objective that **do not take into account the criteria** for environmentally sustainable economic activities under Regulation (EU) 2020/852.

The graphs below show in green the percentage of investments that were aligned with the EU Taxonomy. As there is no appropriate methodology to determine the taxonomy-alignment of sovereign bonds*, the first graph shows the Taxonomy alignment in relation to all the investments of the financial product including sovereign bonds, while the second graph shows the Taxonomy alignment only in relation to the investments of the financial product other than sovereign bonds.



* For the purpose of these graphs, 'sovereign bonds' consist of all sovereign exposures.

● **What was the share of investments made in transitional and enabling activities?**

During the reference period, the proportion of investments in enabling activities was 0% and investments in transitional activities was 0%.

	2023	2024
Transactional activities	0%	0%
Enabling activities	0%	0%

● **How did the percentage of investments that were aligned with the EU Taxonomy compare with previous reference periods?**

The percentage of investment that are aligned with the EU Taxonomy is 0%.

	2023	2024
Turnover	0%	0%
CapEx	0%	0%
OpEx	0%	0%



What was the share of sustainable investments with an environmental objective not aligned with the EU Taxonomy?

29.0% of the investments were made with a sustainable objective, all of which were aimed at environmental goals. None of the committed portion was allocated to Taxonomy-aligned investments.



What was the share of socially sustainable investments?

No investments were made with a social objective.



What investments were included under “other”, what was their purpose and were there any minimum environmental or social safeguards?

This segment of investments consisted of derived elements of the ordinary activities carried out by an alternative investment fund, i.e. cash, receivables, deposits or other forms of working capital. There were no environmental or social safeguards for these types of investments.

What actions have been taken to meet the environmental and/or social characteristics during the reference period?

All investment held by the Fund have been made after ensuring that the aims, objectives and ESG policy relevant for the underlying Funds, are aligned with the ESG policy of the Manager. The ESG ratings of the investment have been made, after sufficient evidence has been collected ensuring that the ESG ratings for each underlying Fund have been conducted on finalised on a true and objective and complete level of data. All investments have been approved by both the risk manager and the investment committee of the Manager who a partly responsible for ensuring ES alignment. No other specific actions have been taken to meet the environmental and/or social characteristics of the Fund during the reference period.



How did this financial product perform compared to the reference benchmark?

No reference benchmark has been designated for the purpose of attaining the sustainable investment objective.

- **How does the reference benchmark differ from a broad market index?**

Not applicable. No reference benchmark has been identified for this financial product.



- **How did this financial product perform with regard to the sustainability indicators to determine the alignment of the reference benchmark with the environmental or social characteristics promoted?**

Not applicable. No reference benchmark has been identified for this financial product.

- **How did this financial product perform compared with the reference benchmark?**

Not applicable. No reference benchmark has been identified for this financial product.

- **How did this financial product perform compared with the broad market index?**

Not applicable. No reference benchmark has been identified for this financial product.

Reference benchmarks are indexes to measure whether the financial product attains the environmental or social characteristics that they promote.