

## **Saga VIII USD PD AIV K/S**

c/o Plesner Advokatpartnerselskab

Amerika Plads 37

2100 Copenhagen Ø

Registration no. 41 93 42 04

AIF-no. 25289

## **Annual Report**

**1 October 2024 – 30 September 2025**

Pdoc  
Pdoci

Approved at the partnership's annual general meeting

on 30 January 2026

Chairman

---

## Contents

Fund summary .....	2
Management's statement on the annual report .....	3
Independent auditor's report .....	4
Management's review .....	6
Financial statements for the period 1 October – 30 September .....	8
Accounting policies .....	8
Income statement.....	11
Balance sheet .....	12
Statement of changes in limited partners' capital .....	13
Cash flow statement.....	14
Notes .....	15

## Fund summary

Name	Saga VIII USD PD AIV K/S
Address, Zip code, city	c/o Plesner Advokatpartnerselskab Amerika Plads 37 2100 Copenhagen Ø
Registration no.	41 93 42 04
AIF-no.	25289
Established	10 December 2020
Registered office	Copenhagen
Financial year	1 October - 30 September
Management	General Partner: Saga VIII GP ApS with Karsten Sivebæk Knudsen Simon Krogh
Auditors	EY Godkendt Revisionspartnerselskab Dirch Passers Allé 36 2000 Frederiksberg Denmark
Depositary	Apex (Denmark) ApS (FT-no. 25701)
Manager	Saga Private Equity ApS (FT-no. 23133) Website: <a href="http://www.saga-pe.com">www.saga-pe.com</a>

Pdoc  
Pdoc

## Main and key figures

USD 1,000	2024/25	2023/24	2022/23	2021/22	2020/21
Gains/losses on portfolio funds' investments	18,497	17,479	14,591	1,697	3,711
Operating profit/losses	18,295	17,278	14,377	1,442	3,456
Net financial income and expenses	-346	-325	-356	59	-526
Profit/loss	17,949	16,953	14,021	1,501	2,931
Total assets	91,232	81,704	59,248	34,468	16,080
Total limited partners' capital	91,219	81,444	59,230	27,515	16,065
Investments in portfolio funds	89,713	81,583	59,166	34,432	14,376
Performance ratio*	1.83	1.65	1.40	1.19	1.22

\* Accumulated distributions and capital account end period/accumulated paid-in capital

## **Management's statement on the annual report**

The Management have today discussed and approved the annual report of Saga VIII USD PD AIV K/S for the financial year 1 October 2024 - 30 September 2025.

The annual report has been prepared in accordance with the Danish Financial Statements Act.

In our opinion, the financial statements give a true and fair view of the partnership's financial position at 30 September 2025 and of the results of its operations for the financial year 1 October 2024 - 30 September 2025.

Furthermore, in our opinion, the Management's review includes a fair review of the developments in the partnership's activities and financial matters.

We recommend that the annual report be approved at the annual general meeting.

Copenhagen, 17 December 2025

Management:

General Partner, Saga VIII GP ApS

---

Karsten Sivebæk Knudsen

---

Simon Krogh

## **Independent auditor's report**

**To the limited partners of Saga VIII USD PD AIV K/S**

### **Opinion**

We have audited the financial statements of Saga VIII USD PD AIV K/S for the financial year 1 October 2024 - 30 September 2025, which comprise accounting policies, income statement, balance sheet, statement of changes in limited partners' capital, cash flow statement and notes. The financial statements are prepared in accordance with the Danish Financial Statements Act.

In our opinion, the financial statements give a true and fair view of the financial position of the partnership at 30 September 2025, and of the results of the partnership's operations for the financial year 1 October 2024 – 30 September 2025, in accordance with the Danish Financial Statements Act.

### **Basis for opinion**

We conducted our audit in accordance with International Standards on Auditing (ISAs) and additional requirements applicable in Denmark. Our responsibilities under those standards and requirements are further described in the "Auditor's responsibilities for the audit of the financial statements" section of our report. We believe that the audit evidence we have obtained is sufficient and appropriate to provide a basis for our opinion.

### **Independence**

We are independent of the partnership in accordance with the International Ethics Standards Board for Accountants' International Code of Ethics for Professional Accountants (IESBA Code) and the additional ethical requirements applicable in Denmark, and we have fulfilled our other ethical responsibilities in accordance with these requirements and the IESBA Code.

### **Management's responsibilities for the financial statements**

Management is responsible for the preparation of financial statements that give a true and fair view in accordance with the Danish Financial Statements Act and for such internal control as Management determines is necessary to enable the preparation of financial statements that are free from material misstatement, whether due to fraud or error.

In preparing the financial statements, Management is responsible for assessing the partnership's ability to continue as a going concern, disclosing, as applicable, matters related to going concern and using the going concern basis of accounting in preparing the financial statements unless Management either intends to liquidate the partnership or to cease operations, or has no realistic alternative but to do so.

### **Auditor's responsibilities for the audit of the financial statements**

Our objectives are to obtain reasonable assurance as to whether the financial statements as a whole are free from material misstatement, whether due to fraud or error, and to issue an auditor's report that includes our opinion. Reasonable assurance is a high level of assurance, but is not a guarantee that an audit conducted in accordance with ISAs and additional requirements applicable in Denmark will always detect a material misstatement when it exists. Misstatements can arise from fraud or error and are considered material if, individually or in the aggregate, they could reasonably be expected to influence the economic decisions of users taken on the basis of the financial statements.

As part of an audit conducted in accordance with ISAs and additional requirements applicable in Denmark, we exercise professional judgement and maintain professional scepticism throughout the audit.

We also:

- Identify and assess the risks of material misstatement of the financial statements, whether due to fraud or error, design and perform audit procedures responsive to those risks and obtain audit evidence that is sufficient and appropriate to provide a basis for our opinion. The risk of not detecting a material misstatement resulting from fraud is higher than for one resulting from error, as fraud may involve collusion, forgery, intentional omissions, misrepresentations or the override of internal control.

Pdoo  
Pdoo

## Independent auditor's report

- Obtain an understanding of internal control relevant to the audit in order to design audit procedures that are appropriate in the circumstances, but not for the purpose of expressing an opinion on the effectiveness of the partnership's internal control.
- Evaluate the appropriateness of accounting policies used and the reasonableness of accounting estimates and related disclosures made by Management.
- Conclude on the appropriateness of Management's use of the going concern basis of accounting in preparing the financial statements and, based on the audit evidence obtained, whether a material uncertainty exists related to events or conditions that may cast significant doubt on the partnership's ability to continue as a going concern. If we conclude that a material uncertainty exists, we are required to draw attention in our auditor's report to the related disclosures in the financial statements or, if such disclosures are inadequate, to modify our opinion. Our conclusions are based on the audit evidence obtained up to the date of our auditor's report. However, future events or conditions may cause the partnership to cease to continue as a going concern.
- Evaluate the overall presentation, structure and contents of the financial statements, including the note disclosures, and whether the financial statements represent the underlying transactions and events in a manner that gives a true and fair view.

We communicate with those charged with governance regarding, among other matters, the planned scope and timing of the audit and significant audit findings, including any significant deficiencies in internal control that we identify during our audit.

### Statement on the Management's review

Management is responsible for the Management's review.

Our opinion on the financial statements does not cover the Management's review, and we do not express any form of assurance conclusion thereon.

In connection with our audit of the financial statements, our responsibility is to read the Management's review and, in doing so, consider whether the Management's review is materially inconsistent with the financial statements or our knowledge obtained during the audit, or otherwise appears to be materially misstated.

Moreover, it is our responsibility to consider whether the Management's review provides the information required under the Danish Financial Statement Act.

Pdoo  
Pdoo

Based on the work we have performed, we conclude that the Management's review is in accordance with the financial statements and has been prepared in accordance with the requirements of the Danish Financial Statements Act. We did not identify any material misstatement of the Management's review.

Copenhagen, 17 December 2025  
EY Godkendt Revisionspartnerselskab  
CVR no. 30 70 02 28

Thomas Hjortkjær Petersen  
State Authorised Public Accountant  
mne33748

Bjørn Würtz Rosendal  
State Authorised Public Accountant  
mne40039

## Management's review

### Main activity of the partnership

Saga VIII USD PD AIV K/S (Saga VIII USD PD AIV) is a fund-of-funds with a geographical focus on investments in North America. Investments are mainly made in micro, small and mid market buy-out funds.

### Performance in the financial year

The financial year resulted in a profit of USD 17.9 million, corresponding to an IRR of 25.4%. Gains on investments in portfolio funds amounted to USD 18.5 million. Administrative expenses in the form of management fee and fund operating expenses amounted to USD 0.2 million and net financial expenses amounted to USD 0.3 million.

This year's result is influenced by positive value adjustments. The result exceeds the management's expectations.

In the financial year an aggregate amount of USD 10.1 million was paid-in by the limited partners, bringing the accumulated paid-in capital to USD 64.3 million, corresponding to 80.8% of the limited partners' committed capital. An aggregate amount of USD 12.0 million was contributed to the portfolio funds and co-investments during the financial year, bringing total contributions to the portfolio funds and co-investments to USD 65.2 million, corresponding to 70.7% of the commitments to the portfolio funds and co-investments.

In the financial year an amount of USD 18.3 million was distributed to the limited partners, bringing accumulated distributions to USD 26.4 million, corresponding to 41.1% of the limited partners' paid-in capital. An aggregate amount of USD 22.4 million was distributed from portfolio funds and co-investments during the financial year, bringing total distributions from portfolio funds and co-investments to USD 31.5 million, corresponding to 48.3% of the capital contributed to portfolio funds and co-investments.

### Recognition and measurement uncertainties

Investments in portfolio funds are measured at fair value. The measurement includes accounting estimates and is, therefore, subject to uncertainty. Reference is made to note 1 for further information on measurement of portfolio funds.

### Special risk

#### Financial risk

The objective of Saga VIII USD PD AIV is to supply risk capital to the portfolio funds, and also to their investments in competitive companies in the North American small and mid market. The highest factor of risk is therefore the changes in the value of the companies in which Saga VIII USD PD AIV's portfolio funds invest in, which to a significant extent depend on the valuations of comparable listed companies on the quoted market. The valuation of investments in portfolio funds is based on an estimate and could therefore be connected with some degree of uncertainty.

#### Interest rate risk

Saga VIII USD PD AIV is less sensitive to the changes in interest rate levels.

#### Foreign exchange currency risk

Saga VIII USD PD AIV's investments in portfolio funds and co-investments have been made in USD. As the capital in Saga VIII USD PD AIV is in USD the currency risk is considered insignificant.

#### Investment activity

In the period from inception to 30 September 2025 Saga VIII USD PD AIV has invested in nine portfolio funds and four co-investments.

Two co-investments have been disposed as of 30 September 2025.

Since inception the portfolio funds and co-investments have in general performed above expectations.

#### Cash resources

Saga VIII USD PD AIV's cash resources as of 30 September 2025, include cash and cash equivalents, undrawn credit facilities, outstanding commitments from the limited partner and distributions to the limited partner that may be recalled and are estimated as satisfactory to cover Saga VIII USD PD AIV's liabilities.

## **Management's review**

### **Expectation for 2025/26**

Following a challenging period, the private equity market entered 2025 full of optimism with inflation under control, lower interest rates, and a solid pipeline of planned exits. However, "Liberation Day", tariff uncertainty, and geopolitical turmoil caused 2025 to end below expectations, especially with regards to distributions. 2025 will consequently end up being the third consecutive year with distributions significantly below normal levels. Despite these challenges, portfolio companies and returns have generally held up well, and it seems that market conditions have lately stabilized and started to improve. Once again, the outlook is becoming more optimistic, and 2026 is expected to see higher investment activity, and even more importantly, a better exit environment.

The above-mentioned will affect the result for 2025/26. The management expects to realise a result for 2025/26 in the range of USD 0-9 million.

### **Disclosure requirements in respect of § 61 section 3 stated in the law of managers of alternative investment funds**

We can inform, that during the financial year have there been no changes in §§ 62, 64 and 65 regarding the disclosures.

In respect of the requested disclosures of total remunerations paid to the employees and the management of Saga Private Equity ApS, this can be found on [www.saga-pe.com](http://www.saga-pe.com). The disclosures are given on manager level and are neither allocated nor shown per individually managed fund.

### **Events after the end of the accounting period**

There have been no events after the end of the financial year and to the signing of the annual report which are considered of significance to the annual report.

### **Sustainability update (SFDR)**

The investments underlying this financial product do not take into account the EU criteria for environmentally sustainable economic activities.

## **Financial statements for the period 1 October – 30 September**

### **Accounting policies**

The annual report of Saga VIII USD PD AIV K/S has been prepared in accordance with the Danish Financial Statements Act for a reporting class C (Medium) entity with the adjustments following the legal form and operating activities of the partnership.

The accounting policies applied are consistent with those of last year.

The annual report has been prepared in the functional currency USD.

### **General**

#### **Basis of recognition and measurement**

Assets are recognised in the balance sheet when it is probable that future economic benefits will flow to the partnership and the value of the asset can be reliably measured. Liabilities are recognised in the balance sheet when an outflow of economic benefits is probable and when the liability can be reliably measured.

On initial recognition, assets and liabilities are measured at cost. Subsequently, assets and liabilities are measured as described below for each individual item.

Income is recognised in the income statement as earned, including value adjustments of financial assets and liabilities measured at fair value or amortised cost. Equally, costs incurred to generate the year's earnings are recognised, including depreciation, amortization, impairment losses and provisions as well as reversals as a result of changes in accounting estimates of amounts which were previously recognised in the income statement.

### **Income Statement**

#### **Gains/losses on portfolio funds' investments etc.**

Gains/losses on portfolio funds' investments include income from investments (dividend and interest), realised and unrealised revaluations or depreciations of investments in portfolio funds.

#### **Management fees**

The management fees include management fee for the period according to the Limited Partnership Agreement.

#### **Fund operating expenses**

Fund operating expenses include cost incurred by the partnership.

#### **Financial income and expenses**

Financial income and expenses include interest.

#### **Tax**

The partnership is not independently liable to tax, and therefore no tax is charged to the profit and loss account.

## **Financial statements for the period 1 October – 30 September**

### **Accounting policies**

#### **Balance sheet**

##### **Investments assets**

Investments in portfolio funds and co-investments are measured in accordance with the IPEV Valuation Guidelines or similar guidelines depending on the country of domicile of the portfolio funds, according to which investments are measured at fair value. Revaluations are included in the profit and loss account.

Investments in unlisted private equity funds are valued on the basis of the latest reporting received from the respective sub-funds. The reports from the funds contain a valuation of the private equity fund, including a valuation of each individual portfolio company. The value of a private equity fund consists of the sum of the values of the portfolio companies in which the fund has invested in, and the value of other net assets.

Outstanding investment commitments at the balance sheet date are disclosed as contingent liabilities in the notes.

##### **Other receivables**

Other receivables are measured at amortised cost after deduction of write-down for anticipated losses.

##### **Prepayments**

Prepayments include paid costs relating to subsequent financial years. Prepayments primarily relates to prepaid management fee to the manager. Prepayments are measured at cost.

##### **Other payables**

Financial liabilities are recognised at the date of borrowing and are measured at amortised cost, corresponding to the outstanding debt.

Other liabilities are measured at cost, usually corresponding to nominal value.

##### **Foreign currency translation**

Transactions in foreign currency are translated into USD according to the currency exchange rate at the transaction date.

Investments, accounts receivable and accounts payable in foreign currency are translated into USD according to the currency rate at the balance sheet date.

## **Financial statements for the period 1 October – 30 September**

### **Accounting policies**

#### **Cash flow statement**

The cash flow statement shows the partnerships' cash flow of investment activity, operating and financing activity for the period, the period's changes in cash and cash equivalents as well as the partnership's cash and cash equivalents at the beginning and end of the period.

#### **Cash flow from investment activity**

Cash flow from investment activities comprise the cash flow between the partnership and the portfolio funds for the period.

#### **Cash flow from operations**

Cash flow from operating activities are entered as the result adjusted for non-cash operating items in the partnership and received and paid non-operating income.

#### **Cash flow from financing**

Cash flow from financing include payments to and from the limited partners and the partnership.

#### **Cash and cash equivalents**

Cash and cash equivalents include cash funds in open accounts and fixed short term loans.

## Financial statements for the period 1 October - 30 September

### Income statement

Note	USD 1,000	<u>1/10 2024 - 30/9 2025</u>	<u>1/10 2023 - 30/9 2024</u>
1	Gains/losses on portfolio funds' investments	18,497	17,479
	<b>Profit/losses in portfolio funds etc.</b>	<u>18,497</u>	<u>17,479</u>
2	Management fees etc.	-159	-161
3	Fund operating expenses	-43	-40
	<b>Operating profit/losses</b>	<u>18,295</u>	<u>17,278</u>
	Financial income	7	2
	Financial expenses	-353	-327
	<b>PROFIT/LOSS</b>	<u><u>17,949</u></u>	<u><u>16,953</u></u>
	<b>PROPOSED DISTRIBUTION OF THE PROFIT/LOSS</b>		
	Transferred to retained earnings	17,949	16,953
	<b>TOTAL RETAINED EARNINGS</b>	<u><u>17,949</u></u>	<u><u>16,953</u></u>

## Financial statements for the period 1 October - 30 September

### Balance sheet

Note	USD 1,000	30/9 2025	30/9 2024
	<b>ASSETS</b>		
	<b>FIXED ASSETS</b>		
	<b>Investment assets</b>		
1	Investments in portfolio funds	89,713	81,583
	<b>Total investment assets</b>	89,713	81,583
	<b>Total fixed assets</b>	89,713	81,583
	<b>CURRENT ASSETS</b>		
	<b>Receivables</b>		
	Other receivables	451	83
	Prepayments	40	38
	<b>Total receivables</b>	491	121
	Cash and cash equivalents	1,028	0
	<b>Total current assets</b>	1,519	121
	<b>TOTAL ASSETS</b>	91,232	81,704
	<b>LIMITED PARTNERS' CAPITAL AND LIABILITIES</b>		
	<b>LIMITED PARTNERS' CAPITAL</b>		
4	Limited partners' paid-in capital	64,276	54,127
	Distributions limited partners	-26,411	-8,088
	Retained earnings	53,354	35,405
	<b>Total limited partners' capital</b>	91,219	81,444
	<b>LIABILITIES</b>		
	<b>SHORT-TERM LIABILITIES</b>		
	Credit institutions	0	242
	Other payables	13	18
	<b>Total short-term liabilities</b>	13	260
	<b>Total liabilities</b>	13	260
	<b>TOTAL LIMITED PARTNERS' CAPITAL AND LIABILITIES</b>	91,232	81,704
5	Related parties		
6	Contingent liabilities		

Pdoc  
Pdoc

## Financial statements for the period 1 October - 30 September

### Statement of changes in limited partner's capital

USD 1,000	Paid-in capital from limited partners	Distributed to limited partners	Retained earnings	Total
Capital at 1 October 2023	45,769	-4,991	18,452	59,230
Paid-in capital from limited partners	8,358	0	0	8,358
Distributed to limited partners	0	-3,097	0	-3,097
Retained earnings	0	0	16,953	16,953
Capital at 1 October 2024	54,127	-8,088	35,405	81,444
Paid-in capital from limited partners	10,149	0	0	10,149
Distributed to limited partners	0	-18,323	0	-18,323
Retained earnings	0	0	17,949	17,949
<b>Capital at 30 September 2025</b>	<b>64,276</b>	<b>-26,411</b>	<b>53,354</b>	<b>91,219</b>

## Financial statements for the period 1 October - 30 September

### Cash flow statement

USD 1,000	<u>30/9 2025</u>	<u>30/9 2024</u>
Contributions to portfolio funds etc.	-11,992	-9,047
Distributions from portfolio funds etc.	21,993	4,049
Distributed tax from portfolio funds etc.	-3	-1
<b>Cash flow from investment activities</b>	<u>9,998</u>	<u>-4,999</u>
Cash flow from expenses	-208	-201
Cash flow from financial items	-346	-325
<b>Cash flow from operations</b>	<u>-554</u>	<u>-526</u>
Limited partners' paid-in capital	10,149	8,358
Distributions to limited partners (Cash)	-18,323	-3,097
<b>Cash flow from financing</b>	<u>-8,174</u>	<u>5,261</u>
Net movement in cash and cash equivalents	1,270	-264
Cash and cash equivalents, beginning of period	-242	22
<b>Cash and cash equivalents, end of period</b>	<u>1,028</u>	<u>-242</u>

## Financial statements for the period 1 October - 30 September

### Notes

#### 1 Investments in portfolio funds

USD 1,000	<u>30/9 2025</u>	<u>30/9 2024</u>
Cost at 1 October	49,009	41,362
Additions in the year	11,992	9,047
Disposals in the year	-9,483	-1,400
<b>Cost at 30 September</b>	<b><u>51,518</u></b>	<b><u>49,009</u></b>
Revaluations at 1 October	32,574	17,804
Revaluations on disposals in the year	-12,876	-2,709
Revaluation in the year	18,497	17,479
<b>Revaluations at 30 September</b>	<b><u>38,195</u></b>	<b><u>32,574</u></b>
<b>Carrying amount at 30 September</b>	<b><u>89,713</u></b>	<b><u>81,583</u></b>
<b>Specification of revaluations in the year</b>		
Realised gains/losses on investments	9,196	1,438
Unrealised gains/loss on investments	9,301	16,041
<b>Gains/losses on investments</b>	<b><u>18,497</u></b>	<b><u>17,479</u></b>

#### Investments in portfolio funds

The partnership has through investments in portfolio funds ownership of mainly unquoted investments. The partnership has no controlling or significant influence on the portfolio funds in which the partnership has invested.

The portfolio funds in which the partnership has invested all use common accepted guidelines for measuring the fair value. The measuring of the fair value of the investments in underlying portfolio companies are made by the managers of the portfolio funds.

Usually the partnership has no or very little information about specific methods and assumptions used by the managers of the portfolio funds when measuring the fair value of the underlying portfolio companies.

The manager's valuation committee will assess and if considered necessary adjust the valuation of the underlying portfolio companies. At the assessment of the fair value of the underlying portfolio companies reported by the managers, information about the market conditions, company specific information as well as information received through dialog with the managers of the portfolio funds are used.

The value of a private equity fund is measured as the fair value of each investment in portfolio companies owned by the fund with addition of other net assets in the fund. The valuation of a portfolio company in a private equity fund is based on the industry, market position and earnings capacity, and the (i) the peer group multiple, i.e. the market value of comparable listed companies, (ii) transaction multiple in recent M&A transactions involving comparable companies, (iii) value indications from potential buyers of the portfolio company, (iv) market value if the portfolio company is publicly traded or (v) future expected proceeds, if there is a concluded agreement on the sale of the portfolio company.

Pdoc  
Pdoc

## Financial statements for the period 1 October - 30 September

### Notes

#### 1 Investments in portfolio funds (continued)

The partnership invests in buy-out funds. The investments made by the portfolio funds are classified within the fair value hierarchy based on the lowest level of input that is significant to the fair value measurement. The three levels of the fair value hierarchy are described below:

Level 1 – Inputs based upon priced for identical assets and liabilities in active markets

Level 2 – Inputs other than quoted prices that are observable for the asset or liability either directly or indirectly, including inputs in markets that are not considered to be active

Level 3 – Unobservable input

#### Fair market value measurements as of 30 September 2025

USD 1,000	Quoted prices Level 1	Observable input Level 2	Unobservable input Level 3	Total
Investments in portfolio funds	0	0	89,713	89,713
Total	0	0	89,713	89,713

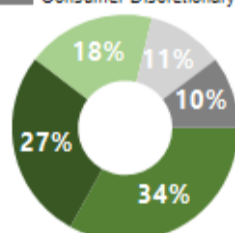
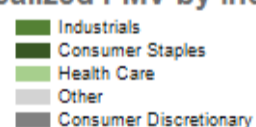
#### Fair market value measurements as of 30 September 2024

USD 1,000	Quoted prices Level 1	Observable input Level 2	Unobservable input Level 3	Total
Investments in portfolio funds	0	0	81,583	81,583
Total	0	0	81,583	81,583

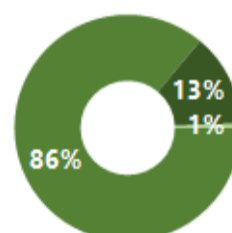
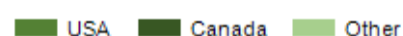
Pdoc  
Pdoc

The investments divided by Industry and Geography, based on fair market value as of 30 September 2025:

#### Unrealized FMV by Industry



#### Unrealized FMV by Geography



## Financial statements for the period 1 October - 30 September

### Notes

#### Note

#### 2 Management fees etc.

USD 1,000	<u>1/10 2024 - 30/9 2025</u>	<u>1/10 2023 - 30/9 2024</u>
Management fee	159	161
<b>Management fees etc. in total</b>	<u>159</u>	<u>161</u>

#### 3 Fund operating expenses

The partnership has no employees.

#### 4 Limited partners

USD 1,000	<u>Commitment</u>	<u>Paid-in</u>	<u>Outstanding commitment</u>
Limited partners	79,599	64,276	15,323

Saga VIII USD PD AIV K/S has made distributions to the limited partner that may be recalled, which as of 30 September 2025 amounts to USD 8.0 million.

#### 5 Related parties

##### Manager

Manager: Saga Private Equity ApS, Amaliegade 24, 1., 1256 Copenhagen K

Transactions: Management fee.

##### General Partner

General Partner: Saga VIII GP ApS, c/o Plesner Advokatpartnerselskab, Amerika Plads 37, 2100 Copenhagen Ø

Transactions: Partnership interest and reimbursement of expenses.

Pdoc  
Pdoc

**Financial statements for the period 1 October - 30 September**

**Notes**

**Note**

**6 Contingent liabilities**

**Investment obligations**

<b>USD 1,000</b>	<b>Commitment</b>		<b>Outstanding commitment</b>	
	<b>Currency</b>	<b>USD</b>	<b>Currency</b>	<b>USD</b>
Commitment, USD	<u>92,245</u>	<u>92,245</u>	<u>27,044</u>	<u>27,044</u>
<b>Total commitment, USD</b>		<b><u>92,245</u></b>		<b><u>27,044</u></b>

The portfolio funds have made recallable distributions to the partnership, which as of 30 September 2025 amounts to USD 4.6 million.

The partnership has no other contingent liabilities as of 30 September 2025.

# PENNEO

The signatures in this document are legally binding. The document is signed using Penneo™ secure digital signature. The identity of the signers has been recorded, and are listed below.

“By my signature I confirm all dates and content in this document.”

## Simon Krogh

Management  
Serial number: 721b3b0b-bba3-47c3-adab-336bef4f4ac2  
IP: 194.182.xxx.xxx  
2025-12-17 08:31:35 UTC



## Karsten Sivebæk Knudsen

Management  
Serial number: f52e8972-34e8-4232-ba4e-f35b850286c3  
IP: 109.56.xxx.xxx  
2025-12-17 08:58:45 UTC



## Bjørn Würtz Rosendal

State Authorised Public Accountant  
On behalf of: EY Godkendt Revisionspartnerselskab  
Serial number: 45926bc2-a486-4b6c-94ec-47340da60bda  
IP: 165.225.xxx.xxx  
2025-12-17 10:16:25 UTC



## Thomas Hjortkjær Petersen

State Authorised Public Accountant  
On behalf of: EY Godkendt Revisionspartnerselskab  
Serial number: 88470239-a9a6-49b5-95ab-0d41bd03fd33  
IP: 147.161.xxx.xxx  
2025-12-17 10:37:29 UTC



## Poul Jagd Mogensen

Chairman  
Serial number: 9ee45c15-67e5-4c1f-8e6e-f021dd625d54  
IP: 193.228.xxx.xxx  
2025-12-30 14:37:12 UTC



Pdfoc  
Pdfoc

This document is digitally signed using [Penneo.com](https://penneo.com). The signed data are validated by the computed hash value of the original document. All cryptographic evidence is embedded within this PDF for future validation.

The document is sealed with a Qualified Electronic Seal. For more information about Penneo's Qualified Trust Services, visit <https://eutl.penneo.com>.

### How to verify the integrity of this document

When you open the document in Adobe Reader, you should see that the document is certified by Penneo A/S. This proves that the contents of the document have not been modified since the time of signing. Evidence of the individual signers' digital signatures is attached to the document.

You can verify the cryptographic evidence using the Penneo validator, <https://penneo.com/validator>, or other signature validation tools.

# PENNEO

The signatures in this document are legally binding. The document is signed using Penneo™ secure digital signature. The identity of the signers has been recorded, and are listed below.

“By my signature I confirm all dates and content in this document.”

**Poul Jagd Mogensen**

Chairman

Serial number: 9ee45c15-67e5-4c1f-8e6e-f021dd625d54

IP: 193.228.xxx.xxx

2026-01-30 09:25:57 UTC



PDocx

This document is digitally signed using [Penneo.com](https://penneo.com). The signed data are validated by the computed hash value of the original document. All cryptographic evidence is embedded within this PDF for future validation.

The document is sealed with a Qualified Electronic Seal. For more information about Penneo's Qualified Trust Services, visit <https://eutl.penneo.com>.

How to verify the integrity of this document

When you open the document in Adobe Reader, you should see that the document is certified by Penneo A/S. This proves that the contents of the document have not been modified since the time of signing. Evidence of the individual signers' digital signatures is attached to the document.

You can verify the cryptographic evidence using the Penneo validator, <https://penneo.com/validator>, or other signature validation tools.