

**ANNUAL ACCOUNTS AND/OR OTHER DOCUMENTS  
TO BE FILED IN ACCORDANCE WITH THE BELGIAN COMPANIES  
AND ASSOCIATIONS CODE**

**IDENTIFICATION DETAILS (at the filing date)**

NAME: AGFA

Legal form: Public limited company

Address: Septestraat Nr.: 27 Box:

Postal code: 2640 Town: Mortsel

Country: Belgium

Register of legal persons – Commercial court: Antwerpen, Division Antwerpen

Website<sup>1</sup>:

E-mail address<sup>1</sup>:

Company registration number 0456.366.588

DATE 15 / 12 / 2023 of filing the most recent document mentioning the date of publication of the deed of incorporation and of the deed of amendment of the articles of association.

This filing concerns:

the ANNUAL ACCOUNTS in EURO approved by the general meeting of 14 / 05 / 2024

the OTHER DOCUMENTS

regarding

the financial year covering the period from 01 / 01 / 2023 to 31 / 12 / 2023

the preceding period of the annual accounts from 01 / 01 / 2022 to 31 / 12 / 2022


The amounts for the preceding period are ~~not~~<sup>2</sup> identical to the ones previously published.

Total number of pages filed: 67 Numbers of the sections of the standard model form not filed because they serve no useful purpose: 6.1, 6.2.1, 6.2.5, 6.3.4, 6.5.2, 6.18.2, 6.20, 9, 11, 12, 13, 14, 15

DS  


DocuSigned by:  
  
FB05C7C306AE43D...

Vincent Wille  
director

DocuSigned by:  
  
C7755FE0893C4EF...

PJY Management BV,  
vertegenwoordigd door  
Pascal Juéry  
director

<sup>1</sup> Optional mention.

<sup>2</sup> Strike out what does not apply.

**LIST OF DIRECTORS, BUSINESS MANAGERS AND AUDITORS  
AND DECLARATION REGARDING A COMPLIMENTARY REVIEW  
OR CORRECTION ASSIGNMENT**

**LIST OF THE DIRECTORS, BUSINESS MANAGERS AND AUDITORS**

COMPLETE LIST with surname, first names, profession, place of residence (address, number, postal code and municipality) and position within the company

*PJY Management BV* *Director*  
*Nr.: 0741.407.226* *12/05/2020 - 11/05/2026*  
*Avenue Louise 106A box 29, 1050 Ixelles, Belgium*

*Represented by:*

*Pascal Juéry*  
*Avenue Louise 160A box 29, 1050 Ixelles, Belgium*

*Dirk De Man* *Director*  
*M. Thyssenlaan 49, 1780 Wemmel, Belgium* *11/05/2021 - 11/05/2027*

*Luc Delagaye* *Director*  
*Lichtelareststraat 53 box E, 9080 Lochristi, Belgium* *23/05/2019 - 03/04/2023*

*Vincent Wille* *Director*  
*Rue de Nodebais 1 box 1, 1390 Grez-Doiceau, Belgium* *24/06/2021 - 11/05/2027*

*Gunther Koch* *Director*  
*Voskapelstraat 54 box A, 1933 Sterrebeek, Belgium* *09/05/2023 - 08/05/2029*

*KPMG Bedrijfsrevisoren BV* *Auditor*  
*Nr.: 0419.122.548* *10/05/2022 - 13/05/2025*  
*Brussels National Airport 1K, 1930 Zaventem, Belgium*  
*Membership nr.: IBR NR 001*

*Represented by:*

*Robin Huybrechts*  
*(Auditor)*  
*Brussels National Airport 1K, 1930 Zaventem, Belgium*  
*Membership nr.: A02709*

**DECLARATION REGARDING A COMPLIMENTARY REVIEW OR CORRECTION ASSIGNMENT**

The managing board declares that no audit or correction assignment has been given to a person who was not authorised to do so by law, pursuant to art. 5 of the law of 17th March 2019 concerning the professions of accountant and tax advisor.

The annual accounts ~~were~~ / **were not\*** audited or corrected by a certified accountant or by a company auditor who is not the statutory auditor.

If affirmative, mention hereafter: surname, first names, profession and address of each certified accountant or company auditor and his membership number with his Institute as well as the nature of his assignment:

- A. Bookkeeping of the enterprise \*\*,
- B. Preparing the annual accounts \*\*,
- C. Auditing the annual accounts and/or
- D. Correcting the annual accounts.

If the tasks mentioned under A. or B. are executed by accountants or tax accountants, you can mention hereafter: surname, first names, profession and address of each accountant or tax accountant and his/her affiliation number with the Institute of Tax Advisers and Accountants (ITAA) and the nature of his/her assignment.

| Surname, first names, profession and address | Affiliation number | Nature of the assignment (A, B, C and/or D) |
|--|--------------------|---|
|  |                    |   |

\* Strike out what is not applicable.

\*\* Optional information.

## ANNUAL ACCOUNTS

## BALANCE SHEET AFTER APPROPRIATION

|  | Discl.    | Codes | Period         | Preceding period |
|--|-----------|-------|----------------|------------------|
| <b>ASSETS</b>  |           |       |                |                  |
| <b>Formation expenses</b> .....                      | 6.1       | 20    | .....          | .....            |
| <b>FIXED ASSETS</b> .....                            |           | 21/28 | 136.940.226,82 | 167.251.266,30   |
| <b>Intangible fixed assets</b> .....                 | 6.2       | 21    | 19.913.058,94  | 23.049.560,37    |
| <b>Tangible fixed assets</b> .....                   | 6.3       | 22/27 | 3.864.983,02   | 3.319.910,92     |
| Land and buildings .....                             |           | 22    | 169.753,75     | 192.646,75       |
| Plant, machinery and equipment .....                 |           | 23    | 1.188.364,89   | 2.146.314,32     |
| Furniture and vehicles .....                         |           | 24    | 186.244,89     | 342.380,46       |
| Leasing and similar rights .....                     |           | 25    | .....          | .....            |
| Other tangible fixed assets .....                    |           | 26    | 1.303.978,62   | 423.267,02       |
| Assets under construction and advance payments ..... |           | 27    | 1.016.640,87   | 215.302,37       |
| <b>Financial fixed assets</b> .....                  | 6.4/6.5.1 | 28    | 113.162.184,86 | 140.881.795,01   |
| Affiliated enterprises .....                         | 6.15      | 280/1 | 105.420.886,22 | 133.702.190,33   |
| Participating interests .....                        |           | 280   | 105.420.886,22 | 133.702.190,33   |
| Amounts receivable .....                             |           | 281   | .....          | .....            |
| Enterprises linked by participating interests .....  | 6.15      | 282/3 | 7.444.533,95   | 6.894.533,95     |
| Participating interests .....                        |           | 282   | 7.444.533,95   | 6.894.533,95     |
| Amounts receivable .....                             |           | 283   | .....          | .....            |
| Other financial assets .....                         |           | 284/8 | 296.764,69     | 285.070,73       |
| Shares .....   |           | 284   | 126.052,76     | 126.052,76       |
| Amounts receivable and cash guarantees .....         |           | 285/8 | 170.711,93     | 159.017,97       |

|  | Discl. | Codes | Period         | Preceding period |
|--|--------|-------|----------------|------------------|
| <b>CURRENT ASSETS</b> .....                              |        | 29/58 | 208.768.105,52 | 245.604.670,60   |
| <b>Amounts receivable after more than one year</b> ..... |        | 29    | 14.020.511,57  | 15.409.861,55    |
| Trade debtors .....                                      |        | 290   | 612.374,49     | 402.309,84       |
| Other amounts receivable .....                           |        | 291   | 13.408.137,08  | 15.007.551,71    |
| <b>Stocks and contracts in progress</b> .....            |        | 3     | 66.320.091,37  | 68.010.081,85    |
| Stocks .....   |        | 30/36 | 65.680.312,41  | 67.778.861,70    |
| Raw materials and consumables .....                      |        | 30/31 | .....          | .....            |
| Work in progress .....                                   |        | 32    | 2.569.356,33   | 3.587.631,77     |
| Finished goods .....                                     |        | 33    | 187.837,34     | 201.489,02       |
| Goods purchased for resale .....                         |        | 34    | 62.923.118,74  | 63.989.740,91    |
| Immovable property intended for sale .....               |        | 35    | .....          | .....            |
| Advance payments .....                                   |        | 36    | .....          | .....            |
| Contracts in progress .....                              |        | 37    | 639.778,96     | 231.220,15       |
| <b>Amounts receivable within one year</b> .....          |        | 40/41 | 127.517.142,12 | 161.091.214,82   |
| Trade debtors .....                                      |        | 40    | 100.247.680,21 | 146.323.462,34   |
| Other amounts receivable .....                           |        | 41    | 27.269.461,91  | 14.767.752,48    |
| <b>Current investments</b> ..... 6.5.1/6.6               |        | 50/53 | .....          | .....            |
| Own shares .....   |        | 50    | .....          | .....            |
| Other investments .....                                  |        | 51/53 | .....          | .....            |
| <b>Cash at bank and in hand</b> .....                    |        | 54/58 | 600.384,40     | 858.436,18       |
| <b>Deferred charges and accrued income</b> ..... 6.6     |        | 490/1 | 309.976,06     | 235.076,20       |
| <b>TOTAL ASSETS</b> .....                                |        | 20/58 | 345.708.332,34 | 412.855.936,90   |

|  | Discl. | Codes   | Period         | Preceding period |
|--|--------|---------|----------------|------------------|
| <b>EQUITY AND LIABILITIES</b>  |        |         |                |                  |
| <b>EQUITY</b> .....  |        | 10/15   | 62.907.618,08  | 42.593.350,22    |
| <b>Contribution</b> .....  | 6.7.1  | 10/11   | 75.004.494,00  | 5.004.494,00     |
| Capital .....  |        | 10      | 75.000.000,00  | 5.000.000,00     |
| Issued capital .....   |        | 100     | 75.000.000,00  | 5.000.000,00     |
| Uncalled capital <sup>4</sup> .....  |        | 101     | .....          | .....            |
| Outside the capital .....  |        | 11      | 4.494,00       | 4.494,00         |
| Share premium account .....  |        | 1100/10 | 4.494,00       | 4.494,00         |
| Others .....   |        | 1100/19 | .....          | .....            |
| <b>Revaluation surpluses</b> .....   |        | 12      | .....          | .....            |
| <b>Reserves</b> .....  |        | 13      | 3.085.435,00   | 3.085.435,00     |
| Reserves not available .....   |        | 130/1   | 3.061.854,00   | 3.061.854,00     |
| Legal reserve .....  |        | 130     | 3.061.854,00   | 3.061.854,00     |
| Reserves statutorily not available .....                                       |        | 1311    | .....          | .....            |
| Aquisition of own shares .....   |        | 1312    | .....          | .....            |
| Financial support .....  |        | 1313    | .....          | .....            |
| Other .....  |        | 1319    | .....          | .....            |
| Untaxed reserves .....   |        | 132     | 3.112,00       | 3.112,00         |
| Available reserves .....   |        | 133     | 20.469,00      | 20.469,00        |
| <b>Accumulated profits (losses)</b> .....(+)/(-)                               |        | 14      | -15.182.310,92 | 34.503.421,22    |
| <b>Investment grants</b> .....   |        | 15      | .....          | .....            |
| <b>Advance to associates on the sharing out of the assets</b> <sup>5</sup> ... |        | 19      | .....          | .....            |
| <b>PROVISIONS AND DEFERRED TAXES</b> .....                                     |        | 16      | 10.561.064,74  | 21.949.908,83    |
| <b>Provisions for liabilities and charges</b> .....                            |        | 160/5   | 10.561.064,74  | 21.949.908,83    |
| Pensions and similar obligations .....   |        | 160     | 1.004.072,93   | 1.089.262,89     |
| Taxation .....   |        | 161     | .....          | .....            |
| Major repairs and maintenance .....  |        | 162     | .....          | .....            |
| Environmental obligations .....  |        | 163     | .....          | .....            |
| Other liabilities and charges .....  | 6.8    | 164/5   | 9.556.991,81   | 20.860.645,94    |
| <b>Deferred taxes</b> .....  |        | 168     | .....          | .....            |

4 Amount to subtract of the issued capital

5 Amount to subtract from the other part of the equity

|  | Discl. | Codes | Period         | Preceding period |
|--|--------|-------|----------------|------------------|
| <b>AMOUNTS PAYABLE</b> .....   |        | 17/49 | 272.239.649,52 | 348.312.677,85   |
| <b>Amounts payable after more than one year</b> .....  | 6.9    | 17    | .....          | .....            |
| Financial debts .....  |        | 170/4 | .....          | .....            |
| Subordinated loans .....   |        | 170   | .....          | .....            |
| Unsubordinated debentures .....  |        | 171   | .....          | .....            |
| Leasing and other similar obligations .....  |        | 172   | .....          | .....            |
| Credit institutions .....  |        | 173   | .....          | .....            |
| Other loans .....  |        | 174   | .....          | .....            |
| Trade debts .....  |        | 175   | .....          | .....            |
| Suppliers .....  |        | 1750  | .....          | .....            |
| Bills of exchange payable .....  |        | 1751  | .....          | .....            |
| Advances received on contracts in progress .....   |        | 176   | .....          | .....            |
| Other amounts payable .....  |        | 178/9 | .....          | .....            |
| <b>Amounts payable within one year</b> .....   | 6.9    | 42/48 | 268.785.829,16 | 344.835.546,70   |
| Current portion of amounts payable after more than one year<br>falling due within one year ..... |        | 42    | .....          | .....            |
| Financial debts .....  |        | 43    | .....          | .....            |
| Credit institutions .....  |        | 430/8 | .....          | .....            |
| Other loans .....  |        | 439   | .....          | .....            |
| Trade debts .....  |        | 44    | 78.522.874,47  | 100.284.928,76   |
| Suppliers .....  |        | 440/4 | 78.522.874,47  | 100.284.928,76   |
| Bills of exchange payable .....  |        | 441   | .....          | .....            |
| Advances received on contracts in progress .....   |        | 46    | 1.660.222,72   | 941.202,78       |
| Taxes, remuneration and social security .....  | 6.9    | 45    | 17.393.902,33  | 20.037.420,47    |
| Taxes .....  |        | 450/3 | 5.717.659,69   | 6.299.481,74     |
| Remuneration and social security .....   |        | 454/9 | 11.676.242,64  | 13.737.938,73    |
| Other amounts payable .....  |        | 47/48 | 171.208.829,64 | 223.571.994,69   |
| <b>Accruals and deferred income</b> .....  | 6.9    | 492/3 | 3.453.820,36   | 3.477.131,15     |
| <b>TOTAL LIABILITIES</b> .....   |        | 10/49 | 345.708.332,34 | 412.855.936,90   |

## INCOME STATEMENT

|   | Discl. | Codes  | Period         | Preceding period |
|---|--------|--------|----------------|------------------|
| <b>Operating income</b> .....   |        | 70/76A | 485.629.154,80 | 669.474.127,92   |
| Turnover .....  | 6.10   | 70     | 432.199.399,90 | 440.199.260,56   |
| Stocks of finished goods and work and contracts in progress:<br>increase (decrease) .....                       |        | 71     | -623.368,31    | 134.467,71       |
| .....(+)/(-)  |        |        |                |                  |
| Own work capitalised .....  |        | 72     | 29.689.485,71  | 37.061.210,95    |
| Other operating income .....  | 6.10   | 74     | 19.326.200,51  | 35.872.896,88    |
| Non-recurring operating income .....  | 6.12   | 76A    | 5.037.436,99   | 156.206.291,82   |
| <b>Operating charges</b> .....  |        | 60/66A | 520.575.767,50 | 610.736.215,41   |
| Raw materials, consumables .....  |        | 60     | 323.607.751,67 | 345.750.264,92   |
| Purchases .....   |        | 600/8  | 321.711.943,42 | 341.306.952,60   |
| Stocks: decrease (increase) .....   |        | 609    | 1.895.808,25   | 4.443.312,32     |
| .....(+)/(-)  |        |        |                |                  |
| Services and other goods .....  |        | 61     | 95.928.339,17  | 118.094.455,59   |
| Remuneration, social security costs and pensions .....  | 6.10   | 62     | 72.715.278,38  | 74.090.972,77    |
| Depreciation of and other amounts written off formation<br>expenses, intangible and tangible fixed assets ..... |        | 630    | 34.449.645,40  | 45.321.536,37    |
| Amounts written off stocks, contracts in progress and trade<br>debtors: Appropriations (write-backs) .....      | 6.10   | 631/4  | -86.955,35     | -635.972,59      |
| .....(+)/(-)  |        |        |                |                  |
| Provisions for liabilities and charges: Appropriations (uses<br>and write-backs) .....                          | 6.10   | 635/8  | -774.242,37    | -1.016.319,82    |
| .....(+)/(-)  |        |        |                |                  |
| Other operating charges .....   | 6.10   | 640/8  | 185.261,90     | 587.334,75       |
| Operating charges carried to assets as restructuring costs (-)  |        | 649    | .....          | .....            |
| Non-recurring operating charges .....   | 6.12   | 66A    | -5.449.311,30  | 28.543.943,42    |
| <b>Operating profit (loss)</b> .....  |        | 9901   | -34.946.612,70 | 58.737.912,51    |

|  | Discl. | Codes  | Period         | Preceding period |
|--|--------|--------|----------------|------------------|
| <b>Financial income</b> .....  |        | 75/76B | 43.163.997,69  | 57.745.856,44    |
| Recurring financial income .....   |        | 75     | 41.954.835,08  | 44.851.353,91    |
| Income from financial fixed assets .....   |        | 750    | 24.952.914,70  | 19.504.688,25    |
| Income from current assets .....   |        | 751    | 400.167,11     | 255.320,00       |
| Other financial income .....   | 6.11   | 752/9  | 16.601.753,27  | 25.091.345,66    |
| Non-recurring financial income .....   | 6.12   | 76B    | 1.209.162,61   | 12.894.502,53    |
| <b>Financial charges</b> .....   |        | 65/66B | 60.214.299,66  | 65.621.172,27    |
| Recurring financial charges .....  | 6.11   | 65     | 36.467.083,85  | 40.245.283,48    |
| Debt charges .....   |        | 650    | 15.390.437,13  | 9.012.739,27     |
| Amounts written off current assets except stocks, contracts<br>in progress and trade debtors: appropriations (write-backs)<br>.....(+)/(-) |        | 651    | .....          | .....            |
| Other financial charges .....  |        | 652/9  | 21.076.646,72  | 31.232.544,21    |
| Non-recurring financial charges .....  | 6.12   | 66B    | 23.747.215,81  | 25.375.888,79    |
| <b>Gain (loss) for the period before taxes</b> .....   |        | 9903   | -51.996.914,67 | 50.862.596,68    |
| <b>Transfer from deferred taxes</b> .....  |        | 780    | .....          | .....            |
| <b>Transfer to deferred taxes</b> .....  |        | 680    | .....          | .....            |
| <b>Income taxes</b> .....  | 6.13   | 67/77  | -2.311.182,53  | -591.663,48      |
| Taxes .....  |        | 670/3  | 1.309.629,84   | 2.478.852,26     |
| Adjustment of income taxes and write-back of tax provisions  |        | 77     | 3.620.812,37   | 3.070.515,74     |
| <b>Gain (loss) of the period</b> .....   |        | 9904   | -49.685.732,14 | 51.454.260,16    |
| <b>Transfer from untaxed reserves</b> .....  |        | 789    | .....          | .....            |
| <b>Transfer to untaxed reserves</b> .....  |        | 689    | .....          | .....            |
| <b>Gain (loss) of the period available for appropriation</b> ..(+)/(-)   |        | 9905   | -49.685.732,14 | 51.454.260,16    |

**APPROPRIATION ACCOUNT**

|  | Codes  | Period         | Preceding period |
|--|--------|----------------|------------------|
| <b>Profit (loss) to be appropriated</b> .....(+)/(-)               | 9906   | -15.182.310,92 | -180.496.578,78  |
| Gain (loss) of the period available for appropriation .....(+)/(-) | (9905) | -49.685.732,14 | 51.454.260,16    |
| Profit (loss) brought forward .....(+)/(-)                         | 14P    | 34.503.421,22  | -231.950.838,94  |
| <b>Withdrawals from capital and reserves</b> .....                 | 791/2  | .....          | 215.000.000,00   |
| on the contribution .....  | 791    | .....          | 215.000.000,00   |
| from reserves .....  | 792    | .....          | .....            |
| <b>Transfer to capital and reserves</b> .....                      | 691/2  | .....          | .....            |
| to the contribution .....  | 691    | .....          | .....            |
| to legal reserve .....   | 6920   | .....          | .....            |
| to other reserves .....  | 6921   | .....          | .....            |
| <b>Profit (loss) to be carried forward</b> .....(+)/(-)            | (14)   | -15.182.310,92 | 34.503.421,22    |
| <b>Owners' contribution in respect of losses</b> .....             | 794    | .....          | .....            |
| <b>Profit to be distributed</b> .....                              | 694/7  | .....          | .....            |
| Dividends .....  | 694    | .....          | .....            |
| Directors' or managers' entitlements .....                         | 695    | .....          | .....            |
| Employees .....  | 696    | .....          | .....            |
| Other beneficiaries .....  | 697    | .....          | .....            |

**RESEARCH COSTS INCURRED IN A FINANCIAL YEAR BEGINNING BEFORE 1 JANUARY 2016**

**Acquisition value at the end of the period** .....

**Movements during the period**  
 Acquisitions, including produced fixed assets .....

Sales and disposals .....

Transfers from one heading to another .....(+)/(-)

**Acquisition value at the end of the period** .....

**Depreciations and amounts written down at the end of the period** .....

**Movements during the period**  
 Recorded .....

Written back .....

Acquisitions from third parties .....

Cancelled owing to sales and disposals .....

Transferred from one heading to another .....(+)/(-)

**Depreciations and amounts written down at the end of the period** .....

**NET BOOK VALUE AT THE END OF THE PERIOD** .....

| Codes | Period             | Preceding period |
|-------|--------------------|------------------|
| 8055P | XXXXXXXXXXXXXXXXXX | .....            |
| 8025  | .....              |                  |
| 8035  | .....              |                  |
| 8045  | .....              |                  |
| 8055  | .....              |                  |
| 8125P | XXXXXXXXXXXXXXXXXX | .....            |
| 8075  | .....              |                  |
| 8085  | .....              |                  |
| 8095  | .....              |                  |
| 8105  | .....              |                  |
| 8115  | .....              |                  |
| 8125  | .....              |                  |
| 81312 | .....              |                  |

**RESEARCH COSTS INCURRED IN A FINANCIAL YEAR BEGINNING AFTER 31 DECEMBER 2015**

**Acquisition value at the end of the period** .....

**Depreciations and amounts written down at the end of the period** .....

**NET BOOK VALUE AT THE END OF THE PERIOD** .....

| Codes | Period         |
|-------|----------------|
| 8056  | 311.297.725,31 |
| 8126  | 311.297.725,31 |
| 81313 | .....          |

|  | Codes | Period           | Preceding period |
|--|-------|------------------|------------------|
| <b>CONCESSIONS, PATENTS, LICENCES, KNOW-HOW, BRANDS AND SIMILAR RIGHTS</b>   |       |                  |                  |
| <b>Acquisition value at the end of the period</b> .....                      | 8052P | xxxxxxxxxxxxxxxx | 322.152.455,73   |
| <b>Movements during the period</b>   |       |                  |                  |
| Acquisitions, including produced fixed assets .....                          | 8022  | .....            |                  |
| Sales and disposals .....  | 8032  | .....            |                  |
| Transfers from one heading to another .....(+)/(-)                           | 8042  | .....            |                  |
| <b>Acquisition value at the end of the period</b> .....                      | 8052  | 322.152.455,73   |                  |
| <b>Depreciations and amounts written down at the end of the period</b> ..... | 8122P | xxxxxxxxxxxxxxxx | 299.561.895,36   |
| <b>Movements during the period</b>   |       |                  |                  |
| Recorded .....   | 8072  | 2.677.501,43     |                  |
| Written back .....   | 8082  | .....            |                  |
| Acquisitions from third parties .....  | 8092  | .....            |                  |
| Cancelled owing to sales and disposals .....                                 | 8102  | .....            |                  |
| Transferred from one heading to another .....(+)/(-)                         | 8112  | .....            |                  |
| <b>Depreciations and amounts written down at the end of the period</b> ..... | 8122  | 302.239.396,79   |                  |
| <b>NET BOOK VALUE AT THE END OF THE PERIOD</b> .....                         | 211   | 19.913.058,94    |                  |

|  | Codes | Period           | Preceding period |
|--|-------|------------------|------------------|
| <b>GOODWILL</b>  |       |                  |                  |
| <b>Acquisition value at the end of the period</b> .....                      | 8053P | xxxxxxxxxxxxxxxx | 13.685.957,33    |
| <b>Movements during the period</b>   |       |                  |                  |
| Acquisitions, including produced fixed assets .....                          | 8023  | .....            |                  |
| Sales and disposals .....  | 8033  | .....            |                  |
| Transfers from one heading to another .....(+)/(-)                           | 8043  | .....            |                  |
| <b>Acquisition value at the end of the period</b> .....                      | 8053  | 13.685.957,33    |                  |
| <b>Depreciations and amounts written down at the end of the period</b> ..... | 8123P | xxxxxxxxxxxxxxxx | 13.226.957,33    |
| <b>Movements during the period</b>   |       |                  |                  |
| Recorded .....   | 8073  | 459.000,00       |                  |
| Written back .....   | 8083  | .....            |                  |
| Acquisitions from third parties .....  | 8093  | .....            |                  |
| Cancelled owing to sales and disposals .....                                 | 8103  | .....            |                  |
| Transferred from one heading to another .....(+)/(-)                         | 8113  | .....            |                  |
| <b>Depreciations and amounts written down at the end of the period</b> ..... | 8123  | 13.685.957,33    |                  |
| <b>NET BOOK VALUE AT THE END OF THE PERIOD</b> .....                         | 212   | .....            |                  |

**STATEMENT OF TANGIBLE FIXED ASSETS**

|  | Codes | Period           | Preceding period |
|--|-------|------------------|------------------|
| <b>LAND AND BUILDINGS</b>  |       |                  |                  |
| <b>Acquisition value at the end of the period</b> .....                      | 8191P | xxxxxxxxxxxxxxxx | 478.173,43       |
| <b>Movements during the period</b>   |       |                  |                  |
| Acquisitions, including produced fixed assets .....                          | 8161  | .....            |                  |
| Sales and disposals .....  | 8171  | .....            |                  |
| Transfers from one heading to another .....(+)/(-)                           | 8181  | .....            |                  |
| <b>Acquisition value at the end of the period</b> .....                      | 8191  | 478.173,43       |                  |
| <b>Revaluation surpluses at the end of the period</b> .....                  | 8251P | xxxxxxxxxxxxxxxx | .....            |
| <b>Movements during the period</b>   |       |                  |                  |
| Recorded .....   | 8211  | .....            |                  |
| Acquisitions from third parties .....  | 8221  | .....            |                  |
| Cancelled .....  | 8231  | .....            |                  |
| Transferred from one heading to another .....(+)/(-)                         | 8241  | .....            |                  |
| <b>Revaluation surpluses at the end of the period</b> .....                  | 8251  | .....            |                  |
| <b>Depreciations and amounts written down at the end of the period</b> ..... | 8321P | xxxxxxxxxxxxxxxx | 285.526,68       |
| <b>Movements during the period</b>   |       |                  |                  |
| Recorded .....   | 8271  | 22.893,00        |                  |
| Written back .....   | 8281  | .....            |                  |
| Acquisitions from third parties .....  | 8291  | .....            |                  |
| Cancelled owing to sales and disposals .....                                 | 8301  | .....            |                  |
| Transferred from one heading to another .....(+)/(-)                         | 8311  | .....            |                  |
| <b>Depreciations and amounts written down at the end of the period</b> ..... | 8321  | 308.419,68       |                  |
| <b>NET BOOK VALUE AT THE END OF THE PERIOD</b> .....                         | (22)  | 169.753,75       |                  |

|  | Codes | Period           | Preceding period |
|--|-------|------------------|------------------|
| <b>PLANT, MACHINERY AND EQUIPMENT</b>  |       |                  |                  |
| <b>Acquisition value at the end of the period</b> .....                      | 8192P | xxxxxxxxxxxxxxxx | 9.433.873,68     |
| <b>Movements during the period</b>   |       |                  |                  |
| Acquisitions, including produced fixed assets .....                          | 8162  | 4.681,90         |                  |
| Sales and disposals .....  | 8172  | 341.774,70       |                  |
| Transfers from one heading to another .....(+)/(-)                           | 8182  | 258.937,56       |                  |
| <b>Acquisition value at the end of the period</b> .....                      | 8192  | 9.355.718,44     |                  |
| <b>Revaluation surpluses at the end of the period</b> .....                  | 8252P | xxxxxxxxxxxxxxxx | .....            |
| <b>Movements during the period</b>   |       |                  |                  |
| Recorded .....   | 8212  | .....            |                  |
| Acquisitions from third parties .....  | 8222  | .....            |                  |
| Cancelled .....  | 8232  | .....            |                  |
| Transferred from one heading to another .....(+)/(-)                         | 8242  | .....            |                  |
| <b>Revaluation surpluses at the end of the period</b> .....                  | 8252  | .....            |                  |
| <b>Depreciations and amounts written down at the end of the period</b> ..... | 8322P | xxxxxxxxxxxxxxxx | 7.287.559,36     |
| <b>Movements during the period</b>   |       |                  |                  |
| Recorded .....   | 8272  | 1.221.481,19     |                  |
| Written back .....   | 8282  | .....            |                  |
| Acquisitions from third parties .....  | 8292  | .....            |                  |
| Cancelled owing to sales and disposals .....                                 | 8302  | 341.687,00       |                  |
| Transferred from one heading to another .....(+)/(-)                         | 8312  | .....            |                  |
| <b>Depreciations and amounts written down at the end of the period</b> ..... | 8322  | 8.167.353,55     |                  |
| <b>NET BOOK VALUE AT THE END OF THE PERIOD</b> .....                         | (23)  | 1.188.364,89     |                  |

|  | Codes | Period           | Preceding period |
|--|-------|------------------|------------------|
| <b>FURNITURE AND VEHICLES</b>  |       |                  |                  |
| <b>Acquisition value at the end of the period</b> .....                      | 8193P | xxxxxxxxxxxxxxxx | 3.870.645,65     |
| <b>Movements during the period</b>   |       |                  |                  |
| Acquisitions, including produced fixed assets .....                          | 8163  | 21.680,83        |                  |
| Sales and disposals .....  | 8173  | 46.402,00        |                  |
| Transfers from one heading to another .....(+)/(-)                           | 8183  | .....            |                  |
| <b>Acquisition value at the end of the period</b> .....                      | 8193  | 3.845.924,48     |                  |
| <b>Revaluation surpluses at the end of the period</b> .....                  | 8253P | xxxxxxxxxxxxxxxx | .....            |
| <b>Movements during the period</b>   |       |                  |                  |
| Recorded .....   | 8213  | .....            |                  |
| Acquisitions from third parties .....  | 8223  | .....            |                  |
| Cancelled .....  | 8233  | .....            |                  |
| Transferred from one heading to another .....(+)/(-)                         | 8243  | .....            |                  |
| <b>Revaluation surpluses at the end of the period</b> .....                  | 8253  | .....            |                  |
| <b>Depreciations and amounts written down at the end of the period</b> ..... | 8323P | xxxxxxxxxxxxxxxx | 3.528.265,19     |
| <b>Movements during the period</b>   |       |                  |                  |
| Recorded .....   | 8273  | 177.816,40       |                  |
| Written back .....   | 8283  | .....            |                  |
| Acquisitions from third parties .....  | 8293  | .....            |                  |
| Cancelled owing to sales and disposals .....                                 | 8303  | 46.402,00        |                  |
| Transferred from one heading to another .....(+)/(-)                         | 8313  | .....            |                  |
| <b>Depreciations and amounts written down at the end of the period</b> ..... | 8323  | 3.659.679,59     |                  |
| <b>NET BOOK VALUE AT THE END OF THE PERIOD</b> .....                         | (24)  | 186.244,89       |                  |

|  | Codes | Period           | Preceding period |
|--|-------|------------------|------------------|
| <b>OTHER TANGIBLE FIXED ASSETS</b>   |       |                  |                  |
| <b>Acquisition value at the end of the period</b> .....                      | 8195P | xxxxxxxxxxxxxxxx | 8.981.795,22     |
| <b>Movements during the period</b>   |       |                  |                  |
| Acquisitions, including produced fixed assets .....                          | 8165  | 153.490,88       |                  |
| Sales and disposals .....  | 8175  | 621.119,82       |                  |
| Transfers from one heading to another .....(+)/(-)                           | 8185  | 1.462.186,61     |                  |
| <b>Acquisition value at the end of the period</b> .....                      | 8195  | 9.976.352,89     |                  |
| <b>Revaluation surpluses at the end of the period</b> .....                  | 8255P | xxxxxxxxxxxxxxxx | .....            |
| <b>Movements during the period</b>   |       |                  |                  |
| Recorded .....   | 8215  | .....            |                  |
| Acquisitions from third parties .....  | 8225  | .....            |                  |
| Cancelled .....  | 8235  | .....            |                  |
| Transferred from one heading to another .....(+)/(-)                         | 8245  | .....            |                  |
| <b>Revaluation surpluses at the end of the period</b> .....                  | 8255  | .....            |                  |
| <b>Depreciations and amounts written down at the end of the period</b> ..... | 8325P | xxxxxxxxxxxxxxxx | 8.558.528,20     |
| <b>Movements during the period</b>   |       |                  |                  |
| Recorded .....   | 8275  | 201.467,67       |                  |
| Written back .....   | 8285  | .....            |                  |
| Acquisitions from third parties .....  | 8295  | .....            |                  |
| Cancelled owing to sales and disposals .....                                 | 8305  | 87.621,60        |                  |
| Transferred from one heading to another .....(+)/(-)                         | 8315  | .....            |                  |
| <b>Depreciations and amounts written down at the end of the period</b> ..... | 8325  | 8.672.374,27     |                  |
| <b>NET BOOK VALUE AT THE END OF THE PERIOD</b> .....                         | (26)  | 1.303.978,62     |                  |

|  | Codes | Period           | Preceding period |
|--|-------|------------------|------------------|
| <b>ASSETS UNDER CONSTRUCTION AND ADVANCE PAYMENTS</b>                        |       |                  |                  |
| <b>Acquisition value at the end of the period</b> .....                      | 8196P | xxxxxxxxxxxxxxxx | 215.302,37       |
| <b>Movements during the period</b>   |       |                  |                  |
| Acquisitions, including produced fixed assets .....                          | 8166  | 2.522.462,67     |                  |
| Sales and disposals .....  | 8176  | .....            |                  |
| Transfers from one heading to another .....(+)/(-)                           | 8186  | -1.721.124,17    |                  |
| <b>Acquisition value at the end of the period</b> .....                      | 8196  | 1.016.640,87     |                  |
| <b>Revaluation surpluses at the end of the period</b> .....                  | 8256P | xxxxxxxxxxxxxxxx | .....            |
| <b>Movements during the period</b>   |       |                  |                  |
| Recorded .....   | 8216  | .....            |                  |
| Acquisitions from third parties .....  | 8226  | .....            |                  |
| Cancelled .....  | 8236  | .....            |                  |
| Transferred from one heading to another .....(+)/(-)                         | 8246  | .....            |                  |
| <b>Revaluation surpluses at the end of the period</b> .....                  | 8256  | .....            |                  |
| <b>Depreciations and amounts written down at the end of the period</b> ..... | 8326P | xxxxxxxxxxxxxxxx | .....            |
| <b>Movements during the period</b>   |       |                  |                  |
| Recorded .....   | 8276  | .....            |                  |
| Written back .....   | 8286  | .....            |                  |
| Acquisitions from third parties .....  | 8296  | .....            |                  |
| Cancelled owing to sales and disposals .....                                 | 8306  | .....            |                  |
| Transferred from one heading to another .....(+)/(-)                         | 8316  | .....            |                  |
| <b>Depreciations and amounts written down at the end of the period</b> ..... | 8326  | .....            |                  |
| <b>NET BOOK VALUE AT THE END OF THE PERIOD</b> .....                         | (27)  | 1.016.640,87     |                  |

**STATEMENT OF FINANCIAL FIXED ASSETS**

|  | Codes | Period           | Preceding period |
|--|-------|------------------|------------------|
| <b>AFFILIATED ENTERPRISES - PARTICIPATING INTERESTS AND SHARES</b>                   |       |                  |                  |
| <b>Acquisition value at the end of the period</b> .....                              | 8391P | xxxxxxxxxxxxxxxx | 297.616.744,48   |
| <b>Movements during the period</b>   |       |                  |                  |
| Acquisitions .....   | 8361  | .....            |                  |
| Sales and disposals .....  | 8371  | 13.438.115,69    |                  |
| Transfers from one heading to another .....(+)/(-)                                   | 8381  | .....            |                  |
| <b>Acquisition value at the end of the period</b> .....                              | 8391  | 284.178.628,79   |                  |
| <b>Revaluation surpluses at the end of the period</b> .....                          | 8451P | xxxxxxxxxxxxxxxx | .....            |
| <b>Movements during the period</b>   |       |                  |                  |
| Recorded .....   | 8411  | .....            |                  |
| Acquisitions from third parties .....  | 8421  | .....            |                  |
| Cancelled .....  | 8431  | .....            |                  |
| Transferred from one heading to another .....(+)/(-)                                 | 8441  | .....            |                  |
| <b>Revaluation surpluses at the end of the period</b> .....                          | 8451  | .....            |                  |
| <b>Amounts written down at the end of the period</b> .....                           | 8521P | xxxxxxxxxxxxxxxx | 163.914.554,15   |
| <b>Movements during the period</b>   |       |                  |                  |
| Recorded .....   | 8471  | 23.747.215,81    |                  |
| Written back .....   | 8481  | 1.200.000,00     |                  |
| Acquisitions from third parties .....  | 8491  | .....            |                  |
| Cancelled owing to sales and disposals .....   | 8501  | 7.704.027,39     |                  |
| Transferred from one heading to another .....(+)/(-)                                 | 8511  | .....            |                  |
| <b>Amounts written down at the end of the period</b> .....                           | 8521  | 178.757.742,57   |                  |
| <b>Uncalled amounts at the end of the period</b> .....                               | 8551P | xxxxxxxxxxxxxxxx | .....            |
| <b>Movements during the period</b> .....(+)/(-)                                      |       |                  |                  |
| <b>Uncalled amounts at the end of the period</b> .....                               | 8551  | .....            |                  |
| <b>NET BOOK VALUE AT THE END OF THE PERIOD</b> .....                                 | (280) | 105.420.886,22   |                  |
| <b>AFFILIATED ENTERPRISES - AMOUNTS RECEIVABLE</b>                                   |       |                  |                  |
| <b>NET BOOK VALUE AT THE END OF THE PERIOD</b> .....                                 | 281P  | xxxxxxxxxxxxxxxx | .....            |
| <b>Movements during the period</b>   |       |                  |                  |
| Additions .....  | 8581  | .....            |                  |
| Repayments .....   | 8591  | .....            |                  |
| Amounts written down .....   | 8601  | .....            |                  |
| Amounts written back .....   | 8611  | .....            |                  |
| Exchange differences .....(+)/(-)  | 8621  | .....            |                  |
| Other movements .....(+)/(-)   | 8631  | .....            |                  |
| <b>NET BOOK VALUE AT THE END OF THE PERIOD</b> .....                                 | (281) | .....            |                  |
| <b>ACCUMULATED AMOUNTS WRITTEN OFF AMOUNTS RECEIVABLE AT END OF THE PERIOD</b> ..... | 8651  | .....            |                  |

|  | Codes | Period           | Preceding period |
|--|-------|------------------|------------------|
| <b>ENTERPRISES LINKED BY A PARTICIPATING INTEREST - PARTICIPATING INTERESTS AND SHARES</b> |       |                  |                  |
| <b>Acquisition value at the end of the period</b> .....                                    | 8392P | xxxxxxxxxxxxxxxx | 6.894.533,95     |
| <b>Movements during the period</b>   |       |                  |                  |
| Acquisitions .....   | 8362  | 550.000,00       |                  |
| Sales and disposals .....  | 8372  | .....            |                  |
| Transfers from one heading to another .....(+)/(-)   | 8382  | .....            |                  |
| <b>Acquisition value at the end of the period</b> .....                                    | 8392  | 7.444.533,95     |                  |
| <b>Revaluation surpluses at the end of the period</b> .....                                | 8452P | xxxxxxxxxxxxxxxx | .....            |
| <b>Movements during the period</b>   |       |                  |                  |
| Recorded .....   | 8412  | .....            |                  |
| Acquisitions from third parties .....  | 8422  | .....            |                  |
| Cancelled .....  | 8432  | .....            |                  |
| Transferred from one heading to another .....(+)/(-)                                       | 8442  | .....            |                  |
| <b>Revaluation surpluses at the end of the period</b> .....                                | 8452  | .....            |                  |
| <b>Amounts written down at the end of the period</b> .....                                 | 8522P | xxxxxxxxxxxxxxxx | .....            |
| <b>Movements during the period</b>   |       |                  |                  |
| Recorded .....   | 8472  | .....            |                  |
| Written back .....   | 8482  | .....            |                  |
| Acquisitions from third parties .....  | 8492  | .....            |                  |
| Cancelled owing to sales and disposals .....   | 8502  | .....            |                  |
| Transferred from one heading to another .....(+)/(-)                                       | 8512  | .....            |                  |
| <b>Amounts written down at the end of the period</b> .....                                 | 8522  | .....            |                  |
| <b>Uncalled amounts at the end of the period</b> .....                                     | 8552P | xxxxxxxxxxxxxxxx | .....            |
| <b>Movements during the period</b> .....(+)/(-)  |       |                  |                  |
| <b>Uncalled amounts at the end of the period</b> .....                                     | 8552  | .....            |                  |
| <b>NET BOOK VALUE AT THE END OF THE PERIOD</b> .....                                       | (282) | 7.444.533,95     |                  |
| <b>ENTERPRISES LINKED BY A PARTICIPATING INTEREST - AMOUNTS RECEIVABLE</b>                 |       |                  |                  |
| <b>NET BOOK VALUE AT THE END OF THE PERIOD</b> .....                                       | 283P  | xxxxxxxxxxxxxxxx | .....            |
| <b>Movements during the period</b>   |       |                  |                  |
| Additions .....  | 8582  | .....            |                  |
| Repayments .....   | 8592  | .....            |                  |
| Amounts written down .....   | 8602  | .....            |                  |
| Amounts written back .....   | 8612  | .....            |                  |
| Exchange differences .....(+)/(-)  | 8622  | .....            |                  |
| Other movements .....(+)/(-)   | 8632  | .....            |                  |
| <b>NET BOOK VALUE AT THE END OF THE PERIOD</b> .....                                       | (283) | .....            |                  |
| <b>ACCUMULATED AMOUNTS WRITTEN OFF AMOUNTS RECEIVABLE AT END OF THE PERIOD</b> .....       | 8652  | .....            |                  |

|  | Codes   | Period           | Preceding period |
|--|---------|------------------|------------------|
| <b>OTHER ENTERPRISES - PARTICIPATING INTERESTS AND SHARES</b>                        |         |                  |                  |
| <b>Acquisition value at the end of the period</b> .....                              | 8393P   | xxxxxxxxxxxxxxxx | 126.052,76       |
| <b>Movements during the period</b>   |         |                  |                  |
| Acquisitions .....   | 8363    | .....            |                  |
| Sales and disposals .....  | 8373    | .....            |                  |
| Transfers from one heading to another .....(+)/(-)                                   | 8383    | .....            |                  |
| <b>Acquisition value at the end of the period</b> .....                              | 8393    | 126.052,76       |                  |
| <b>Revaluation surpluses at the end of the period</b> .....                          | 8453P   | xxxxxxxxxxxxxxxx | .....            |
| <b>Movements during the period</b>   |         |                  |                  |
| Recorded .....   | 8413    | .....            |                  |
| Acquisitions from third parties .....  | 8423    | .....            |                  |
| Cancelled .....  | 8433    | .....            |                  |
| Transferred from one heading to another .....(+)/(-)                                 | 8443    | .....            |                  |
| <b>Revaluation surpluses at the end of the period</b> .....                          | 8453    | .....            |                  |
| <b>Amounts written down at the end of the period</b> .....                           | 8523P   | xxxxxxxxxxxxxxxx | .....            |
| <b>Movements during the period</b>   |         |                  |                  |
| Recorded .....   | 8473    | .....            |                  |
| Written back .....   | 8483    | .....            |                  |
| Acquisitions from third parties .....  | 8493    | .....            |                  |
| Cancelled owing to sales and disposals .....   | 8503    | .....            |                  |
| Transferred from one heading to another .....(+)/(-)                                 | 8513    | .....            |                  |
| <b>Amounts written down at the end of the period</b> .....                           | 8523    | .....            |                  |
| <b>Uncalled amounts at the end of the period</b> .....                               | 8553P   | xxxxxxxxxxxxxxxx | .....            |
| <b>Movements during the period</b> .....(+)/(-)                                      |         |                  |                  |
| <b>Uncalled amounts at the end of the period</b> .....                               | 8553    | .....            |                  |
| <b>NET BOOK VALUE AT THE END OF THE PERIOD</b> .....                                 | (284)   | 126.052,76       |                  |
| <b>OTHERS ENTERPRISES - AMOUNTS RECEIVABLE</b>                                       |         |                  |                  |
| <b>NET BOOK VALUE AT THE END OF THE PERIOD</b> .....                                 | 285/8P  | xxxxxxxxxxxxxxxx | 159.017,97       |
| <b>Movements during the period</b>   |         |                  |                  |
| Additions .....  | 8583    | 69.510,66        |                  |
| Repayments .....   | 8593    | 57.816,70        |                  |
| Amounts written down .....   | 8603    | .....            |                  |
| Amounts written back .....   | 8613    | .....            |                  |
| Exchange differences .....(+)/(-)  | 8623    | .....            |                  |
| Other movements .....(+)/(-)   | 8633    | .....            |                  |
| <b>NET BOOK VALUE AT THE END OF THE PERIOD</b> .....                                 | (285/8) | 170.711,93       |                  |
| <b>ACCUMULATED AMOUNTS WRITTEN OFF AMOUNTS RECEIVABLE AT END OF THE PERIOD</b> ..... | 8653    | .....            |                  |

## PARTICIPATING INTERESTS INFORMATION

## PARTICIPATING INTERESTS AND SHARES IN OTHER ENTERPRISES

The following list mentions the companies in which the company holds a participating interest (recorded in headings 280 and 282 of assets), as well as the companies in which the company holds rights (recorded in headings 284 and 51/53 of assets) for an amount of at least 10% of the capital, the equity or a class of shares of the company.

| NAME, full address of the REGISTERED OFFICE and for an enterprise governed by Belgian law, the COMPANY IDENTIFICATION NUMBER  | Rights held   |             |       | Data extracted from the most recent annual accounts |                        |               |                      |                          |
|---|---------------|-------------|-------|---|------------------------|---------------|----------------------|--------------------------|
|   | Nature        | directly    |       | subsidiaries  | Annual accounts as per | Currency code | Capita land reserves | Net result               |
|   |               | Number      | %     |   |                        |               | %                    | (+) or (-)<br>(in units) |
| <p><i>Agfa-Gevaert HealthCare GmbH</i><br/>DE814416767<br/>Foreign company<br/>Paul-Thomas-Strasse 58, 40599<br/>Köln, Germany</p>  |               | 1           | 11    |   | 31/12/2022             | EUR           | 188.593.799,91       | 5.414.925,01             |
| <p><i>Agfa Inc.</i><br/>CA370621-4<br/>Foreign company<br/>Falbourne street 5975, L5R 3V8<br/>Mississauga - Ontario, Canada</p>   | bearer shares | 1.000       | 100   |   | 31/12/2022             | CAD           | 37.003.000,00        | 2.772.000,00             |
| <p><i>Agfa HealthCare UK Ltd.</i><br/>GB6317215<br/>Foreign company<br/>The Square, Stockley Park 6-9,<br/>UB11 1FW Uxbridge - Middlesex,<br/>United Kingdom</p>  | Bearer shares | 12.500.000  | 100   |   | 31/12/2022             | GBP           | 12.067.000,00        | -390.000,00              |
| <p><i>Agfa HealthCare Mexico S.A. de CV</i><br/>MXAJM070608-2G7<br/>Foreign company<br/>Torre de los Parques, Del. Benito<br/>Juarez Insurgentes Sur 1196 box<br/>16, 03200 Mexico D.F., Mexico</p>                                     | Bearer shares | 109.582.534 | 99,99 |   | 31/12/2022             | MXN           | 108.188.016,00       | 6.951.572,00             |
| <p><i>Agfa do Brasil Ltda.</i><br/>BR35221437176<br/>Foreign company<br/>Alameda Vicente Pinzon, Edifício<br/>Central Vila Olimpia, bairro Vila<br/>Olimpia 51 box Conjunto 702, 7º<br/>andar, 04547-130 São Paulo - SP,<br/>Brazil</p> | Bearer shares | 17.474.674  | 66,33 |   | 31/12/2022             | BRL           | 48.662.655,54        | 12.380.047,17            |

## PARTICIPATING INTERESTS AND SHARES IN OTHER ENTERPRISES (CONTINUED)

| NAME, full address of the REGISTERED OFFICE and for an enterprise governed by Belgian law, the COMPANY IDENTIFICATION NUMBER  | Rights held          |               |       | Data extracted from the most recent annual accounts |                        |               |                          |                |
|---|----------------------|---------------|-------|---|------------------------|---------------|--------------------------|----------------|
|   | Nature               | directly      |       | subsidiaries<br>%                                   | Annual accounts as per | Currency code | Capita land reserves     | Net result     |
|   |                      | Number        | %     |   |                        |               | (+) or (-)<br>(in units) |                |
| <p><i>Agfa HealthCare India Private Ltd.</i><br/> <i>INU85100MH2007PTC171817</i><br/> <i>Foreign company</i><br/> <i>Wagle Estate, MIDC, Nitco Biz Park, Plot No. C/19, Road No. 16 403 box 4th Floor, 400604 Thane (West), India</i></p> | <i>Bearer shares</i> | 4.469.90<br>0 | 62,19 |   | 31/03/2023             | INR           | 649.403.000,00           | 265.717.000,00 |
| <p><i>Agfa HealthCare (Shanghai) Co.Ltd.</i><br/> <i>CN913101156660790345</i><br/> <i>Foreign company</i><br/> <i>North Fute Road, Pilot Free Trade Zone 458 box 429, 200131 Shanghai, China</i></p>                                      | <i>Bearer shares</i> | 1             | 100   |   | 31/12/2022             | CNY           | 75.049.929,79            | -5.797.405,26  |
| <p><i>Agfa HealthCare Malaysia SDN BHD</i><br/> <i>MY791257M</i><br/> <i>Foreign company</i><br/> <i>Wisma Lim Foo Young, Jalan Raja Chulan 86 box Suite 1008, 10th Floor, 50200 Kuala Lumpur, Malaysia</i></p>                           | <i>Bearer shares</i> | 2.625.00<br>2 | 100   |   | 31/12/2022             | MYR           | 10.802.988,00            | 1.438.121,00   |
| <p><i>Agfa S.A.</i><br/> <i>AR1786463</i><br/> <i>Foreign company</i><br/> <i>Venezuela 4269, 1211 Buenos Aires, Argentina</i></p>  | <i>Bearer shares</i> | 273.694       | 99,97 |   | 31/12/2022             | ARS           | 1.338.241.051,00         | -63.492.400,00 |
| <p><i>Agfa Middle East FZCO</i><br/> <i>Foreign company</i><br/> <i>East wing Dubai airport free zone 1, . Shanghai, United Arab Emirates</i></p>   | <i>bearer shares</i> | 63            | 82,89 |   | 31/12/2022             | AED           | -5.114.005,00            | 476.515,00     |
| <p><i>Agfa HealthCare Ukraine LLC</i><br/> <i>UA393267126569</i><br/> <i>Foreign company</i><br/> <i>Novokostyantynivska Str. 13/10, 04080 Kyiv (Kiev), Ukraine</i></p>   | .                    | 1             | 100   |   | 31/12/2019             | UAH           | 1.600.400,00             | -3.129.600,00  |

## PARTICIPATING INTERESTS AND SHARES IN OTHER ENTERPRISES (CONTINUED)

| NAME, full address of the REGISTERED OFFICE and for an enterprise governed by Belgian law, the COMPANY IDENTIFICATION NUMBER   | Rights held   |            |      | Data extracted from the most recent annual accounts |                        |               |                          |                   |
|--|---------------|------------|------|---|------------------------|---------------|--------------------------|-------------------|
|  | Nature        | directly   |      | subsidiaries<br>%                                   | Annual accounts as per | Currency code | Capita land reserves     | Net result        |
|  |               | Number     | %    |   |                        |               | (+) or (-)<br>(in units) |                   |
| <p>Agfa HealthCare Kazakhstan LLP<br/>KZ131040010392<br/>Foreign company<br/>Timiryazev str., Pavilion 15/109,<br/>Office 201 42, 050040 Almaty,<br/>Kazakhstan</p>                  |               | 1          | 100  |   | 31/12/2022             | KZT           | 199.756.966,00           | 2.653.580,00      |
| <p>Agfa Graphics S.r.l.<br/>IT01767520172<br/>Foreign company<br/>Via Massimo Gorki 69, 20092<br/>Cinisello Balsamo (Milano), Italy</p>  | bearer shares | 1          | 100  |   | 31/12/2022             | EUR           | 6.093.507,00             | 1.642.597,00      |
| <p>PT Gevaert-Agfa HealthCare<br/>Indonesia<br/>ID78462013<br/>Foreign company<br/>Kesehatan Raya Street, Bintaro<br/>Jakarta Selatan 23 box C, 12330<br/>DKI Jakarta, Indonesia</p> | Bearer shares | 298.800    | 99,6 |   | 31/12/2022             | IDR           | -806.019.054,00          | -1.261.808.927,00 |
| <p>Agfa Graphics Ltd<br/>GB005991659<br/>Foreign company<br/>Manners Avenue, Ashbourne Court<br/>1 and 2, DE7 8EF Derbyshire,<br/>United Kingdom</p>                                 | bearer shares | 50.500.000 | 100  |   | 31/12/2020             | GBP           | 23.473.000,00            | -1.160.000,00     |
| <p>Inca Digital Printers Limited<br/>GB03951260<br/>Foreign company<br/>Coldhams Lane 515, CB1 3JS<br/>Cambridge, United Kingdom</p>   | common shares | 60.431.665 | 100  |   | 31/03/2022             | GBP           | 16.220.000,00            | 398.000,00        |
| <p>Agfa IJC<br/>GB09927043<br/>Foreign company<br/>Coldhams Lane 515, CB1 3JS<br/>Cambridge, United Kingdom</p>  | common shares | 1.000.000  | 100  |   | 31/03/2022             | GBP           | 4.276.642,00             | 194.155,00        |
| <p>Digital Illustrate Inc.<br/>Foreign company<br/>Dongducheon-dong 542 box 2,<br/>483-080 Gyeonggi-do, Republic of<br/>Korea</p>  |               |            |      |   | 31/12/2023             | KRW           | 57.673.935.606,00        | 688.445.078,00    |

## PARTICIPATING INTERESTS AND SHARES IN OTHER ENTERPRISES (CONTINUED)

| NAME, full address of the REGISTERED OFFICE and for an enterprise governed by Belgian law, the COMPANY IDENTIFICATION NUMBER | Rights held            |               |       | Data extracted from the most recent annual accounts |                        |               |                          |            |
|--|------------------------|---------------|-------|---|------------------------|---------------|--------------------------|------------|
|  | Nature                 | directly      |       | subsidiaries  | Annual accounts as per | Currency code | Capita land reserves     | Net result |
|  |                        | Number        | %     | %   |                        |               | (+) or (-)<br>(in units) |            |
| PENNY BLACK<br>0765.809.258<br>Limited liability company<br>Van Diepenbeeckstraat 8, 2018<br>Antwerp, Belgium                | <i>bearer shares</i>   | 4.400.00<br>0 | 14,99 |   | 31/12/2022             | EUR           | 2.513.006,00             | 749.994,00 |
|  | <i>ordinary shares</i> | 1.525.00<br>0 | 49,79 |   |                        |               |                          |            |

**OTHER INVESTMENTS AND DEPOSITS, ALLOCATION DEFERRED CHARGES AND ACCRUED INCOME**

|  | Codes | Period | Preceding period |
|--|-------|--------|------------------|
| <b>INVESTMENTS: OTHER INVESTMENTS AND DEPOSITS</b>                             |       |        |                  |
| <b>Shares and current investments other than fixed income investments ....</b> | 51    | .....  | .....            |
| Shares - Book value increased with the uncalled amount .....                   | 8681  | .....  | .....            |
| Shares - Uncalled amount .....   | 8682  | .....  | .....            |
| Precious metals and works of art .....   | 8683  | .....  | .....            |
| <b>Fixed income securities .....</b>   | 52    | .....  | .....            |
| Fixed income securities issued by credit institutions .....                    | 8684  | .....  | .....            |
| <b>Fixed term accounts with credit institutions .....</b>                      | 53    | .....  | .....            |
| With residual term or notice of withdrawal                                     |       |        |                  |
| up to one month .....  | 8686  | .....  | .....            |
| between one month and one year .....   | 8687  | .....  | .....            |
| over one year .....  | 8688  | .....  | .....            |
| <b>Other investments not mentioned above .....</b>                             | 8689  | .....  | .....            |

|   | Period     |
|---|------------|
| <b>DEFERRED CHARGES AND ACCRUED INCOME</b>                                |            |
| <b>Allocation of heading 490/1 of assets if the amount is significant</b> |            |
| <i>Exhibition expenses 2024 .....</i>                                     | 117.729,83 |
| <i>Debts Collection 2024 .....</i>  | 88.587,00  |
| <i>Insurance expenses 2024 .....</i>                                      | 42.050,29  |
| <i>Miscellaneous .....</i>  | 61.608,94  |

**STATEMENT OF CAPITAL AND SHAREHOLDING STRUCTURE**

**STATEMENT OF CAPITAL**

**Capital**

Issued capital at the end of the period .....  
 Issued capital at the end of the period .....

| Codes | Period           | Preceding period |
|-------|------------------|------------------|
| 100P  | xxxxxxxxxxxxxxxx | 5.000.000,00     |
| (100) | 75.000.000,00    |                  |

Changes during the period  
*Capital increase through contribution in kind of a claim by the shareholder*  
 .....  
 .....  
 .....

Structure of the capital  
 Different categories of shares  
*registered shares* .....  
 .....  
 .....

Registered shares .....  
 Shares dematerialized .....

| Codes | Value            | Number of shares |
|-------|------------------|------------------|
|       | 70.000.000,00    | 5.566.456        |
|       | .....            | .....            |
|       | .....            | .....            |
|       | 75.000.000,00    | 5.964.060        |
|       | .....            | .....            |
|       | .....            | .....            |
| 8702  | xxxxxxxxxxxxxxxx | 5.964.060        |
| 8703  | xxxxxxxxxxxxxxxx | .....            |

**Capital not paid**

Uncalled capital .....  
 Called up capital, unpaid .....  
 Shareholders having yet to pay up in full  
 .....  
 .....  
 .....

| Codes | Uncalled amount  | Capital called but not paid |
|-------|------------------|-----------------------------|
| (101) | .....            | xxxxxxxxxxxxxxxx            |
| 8712  | xxxxxxxxxxxxxxxx | .....                       |
|       | .....            | .....                       |
|       | .....            | .....                       |
|       | .....            | .....                       |
|       | .....            | .....                       |

**Own shares**

Held by the company itself  
 Amount of capital held .....  
 Corresponding number of shares .....  
 Held by the subsidiaries  
 Amount of capital held .....  
 Corresponding number of shares .....

| Codes | Period |
|-------|--------|
| 8721  | .....  |
| 8722  | .....  |
| 8731  | .....  |
| 8732  | .....  |
| 8740  | .....  |
| 8741  | .....  |
| 8742  | .....  |
| 8745  | .....  |
| 8746  | .....  |
| 8747  | .....  |
| 8751  | .....  |

**Commitments to issue shares**

Owing to the exercise of conversion rights  
 Amount of outstanding convertible loans .....  
 Amount of capital to be subscribed .....  
 Corresponding maximum number of shares to be issued .....  
 Owing to the exercise of subscription rights  
 Number of outstanding subscription rights .....  
 Amount of capital to be subscribed .....  
 Corresponding maximum number of shares to be issued .....

**Authorized capital not issued** .....

**Shares issued, non representing capital**

Distribution

Number of shares .....  
 Number of voting rights attached thereto .....

Allocation by shareholder

Number of shares held by the company itself .....  
 Number of shares held by its subsidiaries .....

| Codes | Period |
|-------|--------|
| 8761  | .....  |
| 8762  | .....  |
| 8771  | .....  |
| 8781  | .....  |

Supplementary explanation relating to the contribution (including the industry contribution)

.....  
 .....  
 .....  
 .....

| Period |
|--------|
| .....  |
| .....  |
| .....  |
| .....  |

**SHAREHOLDERS' STRUCTURE OF THE COMPANY AT YEAR-END CLOSING DATE**

As reflected in the notifications received by the company pursuant to article 7:225 of the Belgian Companies and Associations Code, article 14 fourth paragraph of the law of 2 May 2007 on the publication of major holdings and article 5 of the Royal Decree of 21 August 2008 on further rules for certain multilateral trading facilities.

| NAME of the persons who hold the rights of the enterprise, specifying the ADDRESS (of the registered office, when it involves a legal person) and the COMPANY IDENTIFICATION NUMBER, when it involves an enterprise under Belgian law | Rights held |                         |                          |       |
|---|-------------|-------------------------|--------------------------|-------|
|   | Nature      | Number of voting rights |                          | %     |
|   |             | Linked to securities    | Not linked to securities |       |
| <p><i>Agfa Gevaert nv</i><br/>                     0404.021.727<br/>                     Septestraat 27, 2640 Mortsel, Belgium</p>  | shares      | 5.964.059               |                          | 99,99 |
| <p><i>Luithagen nv</i><br/>                     0425.745.668<br/>                     septestraat 27, 2640 Mortsel, Belgium</p>   | shares      | 1                       |                          | 0,01  |

**PROVISIONS FOR OTHER LIABILITIES AND CHARGES**

**ANALYSIS OF THE HEADING 164/5 OF LIABILITIES IF THE AMOUNT IS SIGNIFICANT**

|   | Period       |
|---|--------------|
| <i>provision for amortization of lease receivables (Agfa Finance)</i> ..... | 751.867,33   |
| <i>warranty provision</i> .....   | 793.369,83   |
| <i>damage claim provision</i> .....   | 60.000,00    |
| <i>provision for other risks</i> .....                                      | 121.291,65   |
| <i>restructuring provision Belgium</i> .....                                | 3.100.499,15 |
| <i>Provision for restructuring permanent establishments in Europe</i> ..... | 221.382,60   |
| <i>Restructuring provision for several plants in Germany</i> .....          | 4.448.415,75 |
| <i>Miscellaneous</i> .....  | 60.165,50    |

**STATEMENT OF AMOUNTS PAYABLE, ACCRUED CHARGES AND DEFERRED INCOME**

|   | Codes       | Period |
|---|-------------|--------|
| <b>BREAKDOWN OF AMOUNTS PAYABLE WITH AN ORIGINAL PERIOD TO MATURITY OF MORE THAN ONE YEAR, ACCORDING TO THEIR RESIDUAL TERM</b> |             |        |
| <b>Current portion of amounts payable after more than one year falling due within one year</b>                                  |             |        |
| Financial debts .....   | 8801        | .....  |
| Subordinated loans .....  | 8811        | .....  |
| Unsubordinated debentures .....   | 8821        | .....  |
| Leasing and other similar obligations .....   | 8831        | .....  |
| Credit institutions .....   | 8841        | .....  |
| Other loans .....   | 8851        | .....  |
| Trade debts .....   | 8861        | .....  |
| Suppliers .....   | 8871        | .....  |
| Bills of exchange payable .....   | 8881        | .....  |
| Advance payments received on contract in progress .....   | 8891        | .....  |
| Other amounts payable .....   | 8901        | .....  |
| <b>Total current portion of amounts payable after more than one year falling due within one year ..</b>                         | <b>(42)</b> | .....  |
| <b>Amounts payable with a remaining term of more than one but not more than five years</b>                                      |             |        |
| Financial debts .....   | 8802        | .....  |
| Subordinated loans .....  | 8812        | .....  |
| Unsubordinated debentures .....   | 8822        | .....  |
| Leasing and other similar obligations .....   | 8832        | .....  |
| Credit institutions .....   | 8842        | .....  |
| Other loans .....   | 8852        | .....  |
| Trade debts .....   | 8862        | .....  |
| Suppliers .....   | 8872        | .....  |
| Bills of exchange payable .....   | 8882        | .....  |
| Advance payments received on contracts in progress .....  | 8892        | .....  |
| Other amounts payable .....   | 8902        | .....  |
| <b>Total amounts payable with a remaining term of more than one but not more than five years ....</b>                           | <b>8912</b> | .....  |
| <b>Amounts payable with a remaining term of more than five years</b>  |             |        |
| Financial debts .....   | 8803        | .....  |
| Subordinated loans .....  | 8813        | .....  |
| Unsubordinated debentures .....   | 8823        | .....  |
| Leasing and other similar obligations .....   | 8833        | .....  |
| Credit institutions .....   | 8843        | .....  |
| Other loans .....   | 8853        | .....  |
| Trade debts .....   | 8863        | .....  |
| Suppliers .....   | 8873        | .....  |
| Bills of exchange payable .....   | 8883        | .....  |
| Advance payments received on contracts in progress .....  | 8893        | .....  |
| Other amounts payable .....   | 8903        | .....  |
| <b>Total amounts payable with a remaining term of more than five years .....</b>  | <b>8913</b> | .....  |

**GUARANTEED AMOUNTS PAYABLE** (included in headings 17 and 42/48 of the liabilities)

**Amounts payable guaranteed by Belgian public authorities**

|   | Codes       | Period       |
|---|-------------|--------------|
| Financial debts .....   | 8921        | .....        |
| Subordinated loans .....  | 8931        | .....        |
| Unsubordinated debentures .....   | 8941        | .....        |
| Leasing and similar obligations .....                                       | 8951        | .....        |
| Credit institutions .....   | 8961        | .....        |
| Other loans .....   | 8971        | .....        |
| Trade debts .....   | 8981        | .....        |
| Suppliers .....   | 8991        | .....        |
| Bills of exchange payable .....   | 9001        | .....        |
| Advance payments received on contracts in progress .....                    | 9011        | .....        |
| Remuneration and social security .....                                      | 9021        | .....        |
| Other amounts payable .....   | 9051        | .....        |
| <b>Total amounts payable guaranteed by Belgian public authorities .....</b> | <b>9061</b> | <b>.....</b> |

**Amounts payable guaranteed by real securities or irrevocably promised by the enterprise on its own assets**

|  |             |              |
|--|-------------|--------------|
| Financial debts .....  | 8922        | .....        |
| Subordinated loans .....   | 8932        | .....        |
| Unsubordinated debentures .....  | 8942        | .....        |
| Leasing and similar obligations .....  | 8952        | .....        |
| Credit institutions .....  | 8962        | .....        |
| Other loans .....  | 8972        | .....        |
| Trade debts .....  | 8982        | .....        |
| Suppliers .....  | 8992        | .....        |
| Bills of exchange payable .....  | 9002        | .....        |
| Advance payments received on contracts in progress .....   | 9012        | .....        |
| Taxes, remuneration and social security .....  | 9022        | .....        |
| Taxes .....  | 9032        | .....        |
| Remuneration and social security .....   | 9042        | .....        |
| Other amounts payable .....  | 9052        | .....        |
| <b>Total amounts payable guaranteed by real securities or irrevocably promised by the enterprise on its own assets .....</b> | <b>9062</b> | <b>.....</b> |

**TAXES, REMUNERATION AND SOCIAL SECURITY**

**Taxes** (heading 450/3 and 179 of the liabilities)

|                               |      |              |
|-------------------------------|------|--------------|
| Outstanding tax debts .....   | 9072 | .....        |
| Accruing taxes payable .....  | 9073 | 5.500.251,58 |
| Estimated taxes payable ..... | 450  | 217.408,11   |

**Remuneration and social security** (headings 454/9 and 179 of the liabilities)

|  |      |               |
|--|------|---------------|
| Amounts due to the National Social Security Office .....                   | 9076 | .....         |
| Other amounts payable in respect of remuneration and social security ..... | 9077 | 11.676.242,64 |

**ACCRUALS AND DEFERRED INCOME**

**Allocation of heading 492/3 of liabilities if the amount is significant**

|   | Period       |
|---|--------------|
| <i>deferred income related to service contracts</i> ..... | 3.433.253,84 |
| <i>Miscellaneous</i> .....                                | 20.566,52    |
| .....   | .....        |
| .....   | .....        |

## OPERATING RESULTS

|   | Codes | Period         | Preceding period |
|---|-------|----------------|------------------|
| <b>OPERATING INCOME</b>   |       |                |                  |
| <b>Net turnover</b>   |       |                |                  |
| Allocation by categories of activity  |       |                |                  |
| Offset Solutions .....  |       | .....          | 497.011,29       |
| Digital Print & Chemicals .....   |       | 136.372.006,66 | 111.307.744,05   |
| Radiology Solutions .....   |       | 295.827.393,24 | 328.394.505,22   |
| .....   |       | .....          | .....            |
| Allocation into geographical markets  |       |                |                  |
| Africa .....  |       | 22.015.292,90  | 22.601.381,62    |
| Asia .....  |       | 164.206.040,89 | 165.608.381,38   |
| Central Europe .....  |       | 19.789.022,41  | 31.557.295,23    |
| Eastern Europe .....  |       | 13.208.417,45  | 23.527.567,57    |
| Northe Europe .....   |       | 20.438.246,09  | 16.258.379,10    |
| South Europe .....  |       | 33.152.547,75  | 37.349.590,24    |
| Western Europe .....  |       | 59.019.354,68  | 46.712.650,89    |
| Latin America .....   |       | 56.253.583,09  | 58.623.825,96    |
| NAFTA .....   |       | 38.796.402,03  | 32.142.657,15    |
| Oceania .....   |       | 5.320.492,63   | 5.817.531,42     |
| <b>Other operating income</b>   |       |                |                  |
| Operating subsidies and compensatory amounts received from public authorities .....   | 740   | 2.403.145,51   | 2.995.823,90     |
| <b>OPERATING CHARGES</b>  |       |                |                  |
| <b>Employees for whom the enterprise submitted a DIMONA declaration or who are recorded in the general personnel register</b> |       |                |                  |
| Total number at the closing date .....  | 9086  | 291            | 350              |
| Average number of employees calculated in full-time equivalents .....   | 9087  | 290,2          | 359,1            |
| Number of actual worked hours .....   | 9088  | 439.010        | 549.801          |
| <b>Personnel costs</b>  |       |                |                  |
| Remuneration and direct social benefits .....   | 620   | 52.326.009,33  | 52.088.612,80    |
| Employers' contribution for social security .....   | 621   | 12.064.655,70  | 12.308.160,13    |
| Employers' premiums for extra statutory insurance .....   | 622   | 399.708,81     | 481.381,54       |
| Other personnel costs .....   | 623   | 1.190.079,56   | 2.090.675,72     |
| Retirement and survivors' pensions .....  | 624   | 6.734.824,98   | 7.122.142,58     |

|  | Codes | Period       | Preceding period |
|--|-------|--------------|------------------|
| <b>Provisions for pensions and other similar rights</b>                        |       |              |                  |
| Appropriations (uses and write-backs) .....(+)/(-)                             | 635   | -85.189,96   | -336.639,03      |
| <b>Amounts written off</b>   |       |              |                  |
| Stocks and contracts in progress   |       |              |                  |
| Recorded .....   | 9110  | 197.401,38   | 88.948,24        |
| Written back .....   | 9111  | 1.026.587,46 | 1.121.327,58     |
| Trade debts  |       |              |                  |
| Recorded .....   | 9112  | 3.816.603,59 | 2.306.308,57     |
| Written back .....   | 9113  | 3.074.372,86 | 1.909.901,82     |
| <b>Provisions for liabilities and charges</b>                                  |       |              |                  |
| Additions .....  | 9115  | 1.010.570,40 | 1.892.908,65     |
| Uses and write-backs .....   | 9116  | 1.784.812,77 | 2.909.228,47     |
| <b>Other operating charges</b>   |       |              |                  |
| Taxes related to operation .....   | 640   | 176.193,32   | 566.502,06       |
| Other costs .....  | 641/8 | 9.068,58     | 20.832,69        |
| <b>Hired temporary staff and personnel placed at the enterprise's disposal</b> |       |              |                  |
| Total number at the closing date .....   | 9096  | .....        | .....            |
| Average number calculated in full-time equivalents .....                       | 9097  | .....        | .....            |
| Number of actual worked hours .....  | 9098  | .....        | .....            |
| Costs to the enterprise .....  | 617   | .....        | .....            |

**FINANCIAL RESULTS**

|   | Codes | Period        | Preceding period |
|---|-------|---------------|------------------|
| <b>RECURRING FINANCIAL INCOME</b>   |       |               |                  |
| <b>Other financial income</b>   |       |               |                  |
| Subsidies granted by public authorities and recorded as income for the period                       |       |               |                  |
| Capital subsidies .....   | 9125  | .....         | .....            |
| Interest subsidies .....  | 9126  | .....         | .....            |
| Allocation of other financial income  |       |               |                  |
| Currency differences realized .....   | 754   | 15.851.871,15 | 17.595.120,96    |
| Others  |       |               |                  |
| <i>Payment differences</i> .....  |       | 767,92        | 469,44           |
| <i>Received cash discount</i> .....   |       | 49.760,91     | 301.340,04       |
| <i>Currency translation differences</i> .....   |       | 699.353,29    | .....            |
| <b>RECURRING FINANCIAL CHARGES</b>  |       |               |                  |
| <b>Depreciation of loan issue expenses</b> .....  |       |               |                  |
|   | 6501  | .....         | .....            |
| <b>Capitalized Interests</b> .....  |       |               |                  |
|   | 6502  | .....         | .....            |
| <b>Amounts written off current assets</b>   |       |               |                  |
| Recorded .....  | 6510  | .....         | .....            |
| Written back .....  | 6511  | .....         | .....            |
| <b>Other financial charges</b>  |       |               |                  |
| Amount of the discount borne by the enterprise, as a result of negotiating amounts receivable ..... |       |               |                  |
|   | 653   | .....         | .....            |
| <b>Provisions of a financial nature</b>   |       |               |                  |
| Appropriations .....  | 6560  | .....         | .....            |
| Uses and write-backs .....  | 6561  | .....         | .....            |
| <b>Allocation of other financial charges</b>  |       |               |                  |
| Currency differences realized .....   | 654   | 20.702.715,72 | 18.981.734,12    |
| Currency translation differences .....  | 655   | .....         | 4.730.738,49     |
| Others  |       |               |                  |
| <i>Bank charges</i> .....   |       | 348.591,62    | 318.099,41       |
| <i>late payment interest</i> .....  |       | .....         | 25,97            |
| <i>Payment differences</i> .....  |       | 24.980,74     | 7.266,64         |
| <i>Factoring Expenses</i> .....   |       | 358,64        | 264,36           |

**INCOME AND CHARGE OF EXCEPTIONAL SIZE OR INCIDENCE**

|  | Codes | Period         | Preceding period |
|--|-------|----------------|------------------|
| <b>NON RECURRING INCOME</b> .....  | 76    | 6.246.599,60   | 169.100.794,35   |
| <b>Non-recurring operating income</b> .....  | (76A) | 5.037.436,99   | 156.206.291,82   |
| Write-back of depreciation and of amounts written off intangible and tangible fixed assets .....                     | 760   | .....          | .....            |
| Write-back of provisions for non-recurring operating liabilities and charges ..                                      | 7620  | 157.721,19     | 156.185.255,95   |
| Capital gains on disposal of intangible and tangible fixed asset .....   | 7630  | 218.623,72     | 21.035,87        |
| Other non-recurring operating income .....   | 764/8 | 4.661.092,08   | .....            |
| <b>Non-recurring financial income</b> .....  | (76B) | 1.209.162,61   | 12.894.502,53    |
| Write-back of amounts written down financial fixed assets .....  | 761   | 1.200.000,00   | 2.814.850,90     |
| Write-back of provisions for non-recurring financial liabilities and charges ....                                    | 7621  | .....          | .....            |
| Capital gains on disposal of financial fixed assets .....  | 7631  | 9.162,61       | 10.079.651,63    |
| Other non-recurring financial income .....   | 769   | .....          | .....            |
| <b>NON-RECURRING EXPENSES</b> .....  | 66    | 18.297.904,51  | 53.919.832,21    |
| <b>Non-recurring operating charges</b> .....   | (66A) | -5.449.311,30  | 28.543.943,42    |
| Non-recurring depreciation of and amounts written off formation expenses, intangible and tangible fixed assets ..... | 660   | .....          | .....            |
| Provisions for non-recurring operating liabilities and charges: Appropriations (uses) .....                          | 6620  | -10.456.880,53 | 19.257.615,14    |
| Capital losses on disposal of intangible and tangible fixed assets .....   | 6630  | 9.058,80       | 1.515,55         |
| Other non-recurring operating charges .....  | 664/7 | 4.998.510,43   | 9.284.812,73     |
| Non-recurring operating charges carried to assets as restructuring costs .(-)  | 6690  | .....          | .....            |
| <b>Non-recurring financial charges</b> .....   | (66B) | 23.747.215,81  | 25.375.888,79    |
| Amounts written off financial fixed assets .....   | 661   | 23.747.215,81  | 21.977.520,08    |
| Provisions for non-recurring financial liabilities and charges: Appropriations (uses) .....                          | 6621  | .....          | .....            |
| Capital losses on disposal of financial fixed assets .....   | 6631  | .....          | 3.398.368,71     |
| Other non-recurring financial charges .....  | 668   | .....          | .....            |
| Non-recurring financial charges carried to assets as restructuring costs ...(-)                                      | 6691  | .....          | .....            |

**INCOME TAXES AND OTHER TAXES**

**INCOME TAXES**

|  | Codes | Period       |
|--|-------|--------------|
| <b>Income taxes on the result of the period</b> .....  | 9134  | 1.232.240,76 |
| Income taxes paid and withholding taxes due or paid .....  | 9135  | 775.714,65   |
| Excess of income tax prepayments and withholding taxes paid recorded under assets .....  | 9136  | .....        |
| Estimated additional taxes .....   | 9137  | 456.526,11   |
| <b>Income taxes on the result of prior periods</b> .....   | 9138  | 77.389,08    |
| Additional income taxes due or paid .....  | 9139  | 77.389,08    |
| Additional income taxes estimated or provided for .....  | 9140  | .....        |
| <b>In so far as taxes of the period are materially affected by differences between the profit before taxes as stated in annual accounts and the estimated taxable profit</b> |       |              |
| .....  |       | .....        |
| .....  |       | .....        |
| .....  |       | .....        |
| .....  |       | .....        |

**Impact of non recurring results on the amount of the income taxes relating to the current period**

|       | Period |
|-------|--------|
| ..... | .....  |
| ..... | .....  |
| ..... | .....  |
| ..... | .....  |

**Status of deferred taxes**

|   | Codes | Period         |
|---|-------|----------------|
| Deferred taxes representing assets .....                            | 9141  | 637.851.082,92 |
| Accumulated tax losses deductible from future taxable profits ..... | 9142  | 558.372.541,31 |
| Other deferred taxes representing assets                            |       |                |
| <i>Definitively Taxed Income Carried Forward</i> .....              |       | 2.617.291,45   |
| <i>Definitive Taxed Income 2023</i> .....                           |       | 24.952.914,70  |
| <i>Future fixed R&amp;D depreciation surplus</i> .....              |       | 51.773.603,51  |
| <i>Future fixed Goodwill depreciation surplus</i> .....             |       | 134.731,95     |
| Deferred taxes representing liabilities .....                       | 9144  | .....          |
| Allocation of deferred taxes representing liabilities               |       |                |
| .....   |       | .....          |
| .....   |       | .....          |
| .....   |       | .....          |

**VALUE ADDED TAXES AND OTHER TAXES BORNE BY THIRD PARTIES**

**Value added taxes charged**

|  | Codes | Period        | Preceding period |
|--|-------|---------------|------------------|
| To the enterprise (deductible) .....             | 9145  | 53.404.595,57 | 59.398.549,04    |
| By the enterprise .....                          | 9146  | 60.071.125,27 | 69.707.373,80    |
| <b>Amounts withheld on behalf of third party</b> |       |               |                  |
| For payroll withholding taxes .....              | 9147  | 8.497.709,16  | 8.183.803,21     |
| For withholding taxes on investment income ..... | 9148  | .....         | .....            |

**RIGHTS AND COMMITMENTS NOT REFLECTED IN THE BALANCE SHEET**

|  | Codes | Period |
|--|-------|--------|
| <b>PERSONAL GUARANTEES PROVIDED OR IRREVOCABLY PROMISED BY THE ENTERPRISE AS SECURITY FOR DEBTS AND COMMITMENTS OF THIRD PARTIES</b> .....         | 9149  | .....  |
| <b>Of which</b>  |       |        |
| Bills of exchange in circulation endorsed by the enterprise .....  | 9150  | .....  |
| Bills of exchange in circulation drawn or guaranteed by the enterprise .....   | 9151  | .....  |
| Maximum amount for which other debts or commitments of third parties are guaranteed by the enterprise .....  | 9153  | .....  |
| <b>REAL GUARANTEES</b>   |       |        |
| <b>Real guarantees provided or irrevocably promised by the enterprise on its own assets as security of debts and commitments of the enterprise</b> |       |        |
| Mortgages  |       |        |
| Book value of the immovable properties mortgaged .....   | 91611 | .....  |
| Amount of registration .....   | 91621 | .....  |
| Amount of registration by mandate .....  | 91631 | .....  |
| Pledging of goodwill   |       |        |
| Pledging of goodwill - Max amount .....  | 91711 | .....  |
| Pledging of goodwill - Amount of the registration by mandate .....   | 91721 | .....  |
| Pledging of other assets   |       |        |
| Pledging of other assets - Book value .....  | 91811 | .....  |
| Pledging of other assets - Max amount .....  | 91821 | .....  |
| Guarantees provided on future assets   |       |        |
| Guarantees provided on future assets - Amount assets involved .....  | 91911 | .....  |
| Guarantees provided on future assets - Max amount .....  | 91921 | .....  |
| Seller privilege   |       |        |
| Seller privilege - Book value .....  | 92011 | .....  |
| Seller privilege - Unpaid amount .....   | 92021 | .....  |



**COMMITMENTS RELATING TO TECHNICAL GUARANTEES IN RESPECT OF SALES OR SERVICES**

.....  
 .....  
 .....

| Period |
|--------|
| .....  |
| .....  |
| .....  |
| .....  |

**AMOUNT, NATURE AND FORM CONCERNING LITIGATION AND OTHER IMPORTANT COMMITMENTS**

.....  
 .....  
 .....

| Period |
|--------|
| .....  |
| .....  |
| .....  |
| .....  |

**SUPPLEMENT RETIREMENTS OR SURVIVORS PENSION PLANS IN FAVOUR OF THE PERSONNEL OR THE EXECUTIVES OF THE ENTERPRISE**

**Brief description**

*A description of this is stated in the consolidated financial statements of the Agfa-Gevaert group, to which Agfa NV belongs.*

**Measures taken by the enterprise to cover the resulting charges**

*A description of this is stated in the consolidated financial statements of the Agfa-Gevaert group, to which Agfa NV belongs.*

**PENSIONS FUNDED BY THE ENTERPRISE**

**Estimated amount of the commitments resulting from past services** .....

Methods of estimation  
*Nihil*

| Codes | Period |
|-------|--------|
| 9220  | .....  |

**NATURE AND FINANCIAL IMPACT OF SIGNIFICANT EVENTS AFTER THE CLOSING DATE NOT INCLUDED IN THE BALANCE SHEET OR THE INCOME STATEMENT**

.....  
 .....  
 .....

| Period |
|--------|
| .....  |
| .....  |
| .....  |
| .....  |

**COMMITMENTS TO PURCHASE OR SALE AVAILABLE TO THE COMPANY AS ISSUER OF OPTIONS FOR SALE OR PURCHASE**

.....  
.....  
.....  
.....

| Period |
|--------|
| .....  |
| .....  |
| .....  |
| .....  |

**NATURE, COMMERCIAL OBJECTIVE AND FINANCIAL CONSEQUENCES OF TRANSACTIONS NOT REFLECTED IN THE BALANCE SHEET**

**Provided that the risks or advantages coming from these transactions are significant and if the disclosure of the risks or advantages is necessary to appreciate the financial situation of the company**

.....  
.....  
.....  
.....

| Period |
|--------|
| .....  |
| .....  |
| .....  |
| .....  |

**OTHER RIGHTS AND COMMITMENTS NOT REFLECTED IN THE BALANCE SHEET (including those which can not be quantified)**

*bank guarantees* ..... 10.916,00

*As part of the closed credit facility (EUR 230 million) at the level of the parent company Agfa-Gevaert NV, the company has made a limited guarantee. As part of this credit facility, the Agfa Group withdrew EUR 40 million per 31/12/2023 (EUR 0 at the end of 2022).* .....

*Agfa NV received a letter of comfort from AGfa-Gevaert NV, in which the parent company confirms its support until the general meeting that decides on the annual accounts of the financial year 2024.* .....

.....

| Period    |
|-----------|
| 10.916,00 |
| .....     |
| .....     |
| .....     |

**RELATIONSHIPS WITH AFFILIATED ENTERPRISES, ASSOCIATED ENTERPRISES AND OTHERS ENTERPRISES LINKED BY PARTICIPATING INTERESTS**

|   | Codes   | Period         | Preceding period |
|---|---------|----------------|------------------|
| <b>AFFILIATED ENTERPRISES</b>   |         |                |                  |
| <b>Financial fixed assets</b> .....   | (280/1) | 105.420.886,22 | 133.702.190,33   |
| Participating interests .....   | (280)   | 105.420.886,22 | 133.702.190,33   |
| Subordinated amounts receivable .....   | 9271    | .....          | .....            |
| Other amounts receivable .....  | 9281    | .....          | .....            |
| <b>Amounts receivable</b> .....   | 9291    | 67.400.598,34  | 108.609.136,05   |
| Over one year .....   | 9301    | .....          | .....            |
| Within one year .....   | 9311    | 67.400.598,34  | 108.609.136,05   |
| <b>Current investments</b> .....  | 9321    | .....          | .....            |
| Shares .....  | 9331    | .....          | .....            |
| Amounts receivable .....  | 9341    | .....          | .....            |
| <b>Amounts payable</b> .....  | 9351    | 227.504.200,48 | 301.733.404,65   |
| Over one year .....   | 9361    | .....          | .....            |
| Within one year .....   | 9371    | 227.504.200,48 | 301.733.404,65   |
| <b>Personal and real guarantees</b>   |         |                |                  |
| Provided or irrevocably promised by the enterprise as security for debts or commitments of affiliated enterprises ..... | 9381    | 40.000.000,00  | .....            |
| Provided or irrevocably promised by affiliated enterprises as security for debts or commitments of the enterprise ..... | 9391    | .....          | .....            |
| <b>Other significant financial commitments</b> .....  | 9401    | .....          | .....            |
| <b>Financial results</b>  |         |                |                  |
| Income from financial fixed assets .....  | 9421    | 24.952.914,70  | 19.504.603,25    |
| Income from current assets .....  | 9431    | 229.546,31     | 23.134,96        |
| Other financial income .....  | 9441    | 11.658.285,89  | 10.743.141,24    |
| Debt charges .....  | 9461    | 15.360.330,84  | 8.804.411,43     |
| Other financial charges .....   | 9471    | 9.916.553,94   | 15.441.312,06    |
| <b>Disposal of fixed assets</b>   |         |                |                  |
| Capital gains obtained .....  | 9481    | 9.162,61       | 10.079.651,63    |
| Capital losses suffered .....   | 9491    | .....          | 3.398.368,71     |



**FINANCIAL RELATIONSHIPS WITH**

**DIRECTORS, MANAGERS, INDIVIDUALS OR BODIES CORPORATE WHO CONTROL THE ENTERPRISE WITHOUT BEING ASSOCIATED THEREWITH OR OTHER ENTERPRISES CONTROLLED BY THESE PERSONS**

**Amounts receivable from these persons** .....  
 Conditions on amounts receivable, rate, duration, possibly reimbursed amounts, canceled amounts or renounced amounts  
 .....  
 .....

**Guarantees provided in their favour** .....

**Other significant commitments undertaken in their favour** .....

**Amount of direct and indirect remunerations and pensions, included in the income statement, as long as this disclosure does not concern exclusively or mainly, the situation of a single identifiable person**

To directors and managers .....  
 To former directors and former managers .....

| Codes | Period |
|-------|--------|
| 9500  | .....  |
| 9501  | .....  |
| 9502  | .....  |
| 9503  | .....  |
| 9504  | .....  |

**AUDITORS OR PEOPLE THEY ARE LINKED TO**

**Auditor's fees** .....

**Fees for exceptional services or special missions executed in the company by the auditor**

Other attestation missions .....  
 Tax consultancy .....  
 Other missions external to the audit .....

**Fees for exceptional services or special missions executed in the company by people they are linked to**

Other attestation missions .....  
 Tax consultancy .....  
 Other missions external to the audit .....

| Codes | Period     |
|-------|------------|
| 9505  | 165.947,00 |
| 95061 | 162.545,00 |
| 95062 | 4.835,00   |
| 95063 | .....      |
| 95081 | .....      |
| 95082 | .....      |
| 95083 | .....      |

**Mentions related to article 3:64, §2 and §4 of the Companies and Associations Code**

**DERIVATIVES NOT MEASURED AT FAIR VALUE**

**FOR EACH CATEGORY OF FINANCIAL DERIVATIVES NOT MEASURED AT FAIR VALUE**

| Category derivative financial instruments              | Hedged risk                 | Speculation / hedging | Scope           | Period: Booked value | Period: Real value  | Preceding period: Booked value | Preceding period: Real value |
|--|-----------------------------|-----------------------|-----------------|----------------------|---------------------|--------------------------------|------------------------------|
| <i>forward transactions purchased foreign currency</i> | <i>exchange rate effect</i> | <i>Hedging</i>        | <i>62833734</i> | .....                | <i>1.463.474,99</i> | .....                          | <i>-987.961,75</i>           |
| <i>forward transactions foreign currency sold</i>      | <i>exchange rate effect</i> | <i>Hedging</i>        | <i>3132066</i>  | .....                | <i>20.314,11</i>    | .....                          | .....                        |
| .....  | .....                       | .....                 | .....           | .....                | .....               | .....                          | .....                        |
| .....  | .....                       | .....                 | .....           | .....                | .....               | .....                          | .....                        |

**FINANCIAL FIXED ASSETS CARRIED AT AN AMOUNT IN EXCESS OF FAIR VALUE**

**Amount of individual assets or appropriate groupings of those assets**

.....  
 .....  
 .....  
 .....

| Booked value | Real value |
|--------------|------------|
| .....        | .....      |
| .....        | .....      |
| .....        | .....      |
| .....        | .....      |

**Reasons for not reducing the book value**

**Informations that suggest than the book value will be recovered**

**INFORMATION RELATING TO CONSOLIDATED ACCOUNTS****INFORMATION TO DISCLOSE BY EACH ENTERPRISE THAT IS SUBJECT TO COMPANY LAW ON THE CONSOLIDATED ACCOUNTS OF ENTERPRISES****The enterprise neither prepares nor publishes consolidated financial statements and a relating annual report for one of the following reasons**

The enterprise itself is a subsidiary of an enterprise which does prepare and publish consolidated accounts in which annual accounts of the enterprise are included

If yes, justification of the compliance with all conditions for exemption set out in art. 3:26, §2 and §3 of Company Law

*At the general meeting on 09/05/2023, this exemption was approved for the financial years 2023 and 2024. Agfa Gevaert NV prepares consolidated financial statements.*

Name, full address of registered office and, for an enterprise governed by Belgian Law, the V. A. T. or national number of the parent company preparing and publishing the consolidated accounts required

*AGFA GEVAERT NV  
0404.021.727  
Septestraat 27, 2640 Mortsel, Belgium*

**INFORMATION TO DISCLOSE BY THE REPORTING ENTERPRISE BEING A SUBSIDIARY OR A JOINT SUBSIDIARY**

Name, full address of the registered office and, if the enterprise is subject to Belgian law, the enterprise identification number of the parent company (ies) and the specifications whether the parent enterprise (s) prepare (s) and publish (es) consolidated accounts which includes the annual accounts of the enterprise\*:

1. *AGFA GEVAERT* *Consolidating entity - Biggest grouping*  
*0404.021.727*  
*Septestraat 27, 2640 Mortsel, Belgium*

If the parent enterprise(s) is (are) (an) enterprise(s) governed by foreign law disclose where the consolidated accounts can be obtained\*:

\* Where the annual accounts of the enterprise are consolidated at different levels, the information should be given for the consolidated aggregate at the highest level on the one hand and the lowest level on the other hand of which the enterprise is a subsidiary and for which consolidated accounts are prepared and published.

## SUMMARY OF THE VALUATION RULES

- The incorporation costs are capitalised and amortised on a straight-line basis at a rate of 20% per year, with the exception of the goodwill which was acquired in 2007 upon the split of the Agfa business groups into separate entities. This goodwill is amortised over 10 years. The goodwill acquired on the incorporation of Agfa NV's 17 permanent establishments in 2011/2014 is amortised over 5 years. This goodwill was decommissioned in the financial year 2021. Also the goodwill based on the customer list obtained as part of the acquisition of the Imaging activities in 2018 is being amortised over 5 years. The goodwill based on the workforce was immediately amortised in full in 2018.
  
- The intangible fixed assets acquired from third parties or obtained through contribution are stated at acquisition cost, with the relevant amortisations and impairments deducted. The intangible fixed assets with a limited useful life are amortised on a straight-line basis over their economic life, subject to a minimum of 3 and a maximum of 16 years.  
The capitalised research and development costs to the end of the 2015 financial year will be amortised over a period of 3 years. Capitalised research costs from the 2016 financial year onward will be amortised immediately.
  
- The tangible fixed assets are stated on the balance sheet at acquisition cost and depreciated on a straight-line basis:  
Buildings 5%, installations, machinery and equipment 20%, furniture and office supplies 20%, passenger cars/rolling stock 25%, internal transport 20%, machinery hired out 33 1/3% (36 months), EDP equipment 33 1/3%.
  
- Financial assets are stated on the balance sheet at acquisition cost. Impairments are recognised where necessary.
  
- The Stocks are valued at acquisition cost. The acquisition cost is determined according to the weighted-average method, which calculation takes place monthly, or at market value if, on the balance sheet date, this is lower than the acquisition cost. (A value adjustment can be applied for commodities subject to currency and price fluctuations.)
  
- Additional impairments are recognised in order to take into account either the evolution in the market value or risks inherent to the nature of the products involved or activity performed.
  
- Amounts receivable and payable are stated on the balance sheet at nominal value; impairments are recognised where necessary.

- Following the CBN advice 2018/02 concerning the accounting of the O&O tax credit, from the 2018 financial year onwards, at least the amount of the one-off tax credit will be entered as recoverable taxes. Where necessary, an additional receivable will also be entered for earlier years. The amounts made payable are presented as other short-term receivables (#41), while the amounts received after 01/01/2025 will be presented as other long-term receivables (#291).
- Provisions for risks and costs are investigated entry by entry and adjusted in line with the actual situation.
- The exchange rates used for the valuation of balance sheet items denominated in foreign currencies are the official rates on the balance sheet date. Conversion differences, positive and negative alike, are charged to the result.

- valuation of pension plans

Agfa NV has, on the one hand, a pension plan involving a 'defined target', the contributions for which are entered as costs; an additional provision is also created in the event there is an obligation on the balance sheet date to make an additional deposit because of shortfalls in the plan. On the other hand, Agfa NV also has a 'defined contribution' pension plan for its employees, with a legally guaranteed minimum return, which means these plans are likewise characterised as a 'defined target'. The Company recognises these 'defined contribution' pension plans according to the intrinsic value method. According to this method, the pension commitment to be recognised is based on the sum of the positive differences between the legally guaranteed minimum reserve on the calculation date (calculated by grossing up the contributions from the past at the guaranteed minimum return until the calculation date) and the reserve actually accrued (reserve calculated by grossing up the contributions from the past at the technical interest rate, taking into account profit sharing, until the calculation date).'

- Continuity

The negative result is mainly due to an impairment on investments in subsidiaries in the UK and Canada amounting to EUR 23M, as their equity decreased in value after dividend distribution. Furthermore, Agfa NV could recover EUR 16M less costs from third parties following the sale of the Offset Solutions business to AURELIUS Group on 3 April 2023. The gross margin remained relatively stable in 2023. In other words, the slight increase in gross margin by MEUR 13 is a combination of a limited decrease in sales, and a 6% decrease in operating expenses.

In the past years, a number of efficiency programmes have been initiated, in order to achieve an improvement of the cost structures in the coming years. These programmes have clearly had a positive effect on the company's profitability in recent years. We will continue our strict follow-up of credit risks, including by taking out credit insurance to keep bad debt costs under control. To respond to the volatility of commodity prices, new business models are constantly being developed to control this volatility and improve profitability. Price increases have been implemented in all divisions to offset inflation of costs.

Agfa NV has the support of its parent company Agfa-Gevaert NV and will be able to meet its short-term liabilities at all times. In its letter of comfort of 27 March 2024 to the Agfa NV Board of Directors, the parent company has confirmed this support until the general meeting that decides on the annual accounts of the 2024 financial year.

- social balance sheet

The number of employees reported in the financial statements - both on the social balance sheet and in the notes - only includes the number of people employed by Agfa NV. The amounts presented on the social balance sheet only pertain to Agfa NV, while the figures in the notes include the employee costs of the 17 permanent establishments as well. Beyond this, the financial data of the permanent establishments are included in their entirety in the financial statements.

- equity capital

In 2023, the capital of Agfa NV was increased by EUR 70,000,000.00 through contribution in kind of a receivable by the shareholder against the issuance of 5,566,456 new shares.

- Divestiture Offset Solutions business

Per October 1, 2021, Agfa NV has sold the Offset Solutions business division to Agfa Offset BV in the framework of the project to organise these activities in a stand-alone company structure. In Agfa NV's balance sheet, this has mainly impacted inventories, trade receivables and deferred income related to contractual purchase obligations. In the income statement, the effect of the divestment for FY 2021 is still relatively limited, as the results of the division for the first three quarters of FY 2021 are recorded in Agfa NV's books. Furthermore, Agfa NV has set aside provisions of 141 million Euros for contractual obligations in respect of Agfa Offset BV, the use of which will be spread at most over the next 5 financial years. In 2022, EUR 9,172,479.32 of these provisions were utilised and the remaining amount was reversed unused, in view of the sale of Agfa Offset BV to the Aurelius Group in the first quarter of financial year 2023.

- Closure of permanent establishment Finland

On 20 December 2023, the Board of Directors decided to close the permanent establishment in Finland before the end of the financial year. The activities were taken over by Agfa NV in Belgium.

**OTHER DOCUMENTS TO BE FILED UNDER BELGIAN  
COMPANIES AND ASSOCIATIONS CODE  
NEER TE LEGGEN DOCUMENTEN**

*See next page.*

**Agfa NV**  
**Septestraat 27**  
**2640 Mortsel**

## **REPORT OF THE BOARD OF DIRECTORS**

### **ANNUAL REPORT 2023**

Report of the Board of Directors, in which it accounts for its policies in accordance with the provisions of Articles 3:5 and 3:6 of the Code of Companies and Associations [Wetboek van vennootschappen en verenigingen] (WVV).

#### **1. Remarks on the financial statements**

The financial statements were assessed against the valuation rules in the form in which they will be presented to the General Meeting and were approved in that form. For the financial year 2023, the balance sheet total of the annual accounts is EUR 345,708,332.34 and the financial year closes with a loss to be appropriated of EUR 49,685,732.14.

The authorised capital was increased by EUR 70,000,000.00 by contribution in kind, subject to the issue of 5,566,456 new shares with the same rights as the existing ones. At the end of financial year 2023, the authorised capital amounted to EUR 75,000,000.00.

The negative result is primarily a consequence of an impairment on investments in subsidiaries in the UK and Canada amounting to EUR 23 million, as their equity decreased in value after dividend payment. Furthermore, Agfa NV was able to recover EUR 16 million, less costs, from third parties following the sale of the *Offset Solutions* business after the sale of that entity to AURELIUS Group on 3 April 2023.

The gross margin remained relatively stable in 2023, i.e. the slight increase in gross margin of EUR 13 million is a combination of a limited decrease in turnover and a 6% decrease in operating expenses.

The main movements that further affected the operating result can be summarised as follows:

- a positive result of EUR 9 million related to the costs charged within the group. This is explained, on the one hand, by an adjustment of the guidelines (EUR 5.4 million) and, on the other hand, Agfa NV received less reallocated restructuring costs (EUR 5 million - 2022: EUR 9 million);
- a positive result of EUR 10 million on transport and sales costs, which fell more sharply than turnover;
- a positive result of EUR 3 million regarding the ordinary amortisation of the year on intangible assets, now that the largest amounts have been fully amortised there;

- a positive result of EUR 10 million related to the settlement of provisions for non-recurring restructuring costs, recorded in previous years by Agfa NV as principal, as described in the *manufacturing agreements*, in the context of the decisions taken to restructure the computed radiography (CR) equipment development plants in Peiting (DE) and Peissenberg (DE) (2022: EUR 4 million positive result);
- finally, a number of one-off impacts must be taken into account in financial year 2022 following the sale of the Offset Solutions business to the AURELIUS Group on 3 April 2023 (2022: EUR 132 million)

The negative financial result of EUR 17 million can mainly be explained by:

- dividends received from subsidiaries for a total of EUR 25 million;
- net interest paid arising from inter-company positions amounting to EUR 15.3 million (2022: EUR 8.8 million);
- a net exchange loss of EUR 4.1 million;
- the write-off of participations in and receivables from subsidiaries in the amount of EUR 22 million, as already mentioned above.

In August 2022, the Agfa-Gevaert Group signed a share purchase agreement with Aurelius Group for the sale of its Offset Solutions division. The proposed transaction is subject to the customary information of and consultation with employees, regulatory approvals and closing conditions. Both parties concluded the transaction on 3 April 2023.

Revenue Agfa NV's Digital Print & Chemical division increased by 22.5% to EUR 136 million in 2023, driven by higher sales in all segments and by the ongoing programme to convert former Inca customers to Agfa NV's ink sets. In early 2024, Agfa NV and EFI announced their global strategic partnership. Agfa NV will integrate EFI's roll-to-roll system into its offering, while EFI will include Agfa NV's high-end hybrid inkjet printers in its solution portfolio.

Major product launches are expected in 2024, including the revolutionary SpeedSet 1060 water-based packaging printer, which will be the fastest printer in its category. Furthermore, Agfa NV is planning the launch of the Next-Generation Hybrid Anapurna H3200 inkjet printer, a new mid-range printer and a new 5-metre wide roll-to-roll machine.

In China, the medical film business of the Radiology Solutions division was impacted by the gradual implementation of new centralised procurement practices. Moreover, the current geopolitical situation had a negative impact on cost levels. In most regions, unfavourable currency effects impacted this division's sales and profitability, which was partially offset by successful pricing actions. Agfa NV is continuing to manage the market-related revenue decline of the Computed Radiography business, while maintaining healthy profit margins.

The profitability of the Direct Radiography (DR) business improved significantly following the streamlining and repositioning of the division. It continues to be highly dynamic in emerging markets, while in Europe and North America some client groups are postponing their investment plans. In DR, Agfa NV introduced several artificial intelligence solutions that support automated pathology detection, making it a leader

in making embedded AI operational at the point of care. SmartXR is an AI solution that provides assistance in operating X-ray equipment, while ScanXR offers assistance to doctors.

In 2023, Agfa NV has taken action to increase the agility of the division and to better adapt it to the current market conditions. These include, among other things, organisational adjustments, relocations, cost control actions, price increases and net working capital actions.

In 2023, Radiology Solutions remained the largest division, accounting for 68% of sales. Digital Print & Chemicals accounts for 32%.

In 2023 Europe accounted for 34% of turnover (2022: 35%). NAFTA accounted for 9% of turnover (2022: 7%), Asia/Oceania/Africa 44% (2022: 44%) and Latin America 13% (2022: 13%).

Agfa NV's Digital Print & Chemicals division serves a wide variety of industries. Building on Agfa NV's expertise in chemistry and its in-depth knowledge of the printing industry, the division has a leading position in inkjet printing. Agfa offers sign & display printers, a range of highly productive and versatile wide-format inkjet printers with customised inks, powered by dedicated work-flow software. It also develops high-performance inkjet inks and fluids for industrial inkjet applications, allowing manufacturers to integrate print into their existing production processes. It also offers special functional inkjet inks for specific high-tech industries such as the printed electronics industry.

Agfa NV's Radiology Solutions division is a major player in the diagnostic imaging market, providing analogue and digital imaging technology to meet the needs of specialist doctors in hospitals and imaging centres around the world. Agfa's innovative imaging equipment and its industry-leading MUSICA image processing software set the standard in terms of productivity, safety, clinical value and cost-effectiveness. With more than 150 years of experience, Agfa helps its customers to improve the quality and efficiency of their patient care. Every day, Agfa proves that medical imaging is in its DNA.

## **2. Permanent establishments of Agfa NV**

The results of Agfa NV's 17 permanent establishments of in the Czech Republic, the Netherlands, Denmark, Norway, Portugal, Ireland, Hungary, Finland, Sweden, Spain, Austria, Poland, Germany, Switzerland, Italy, United Kingdom and France have been recognised in Agfa NV's financial statements.

As of 20 December 2023, the Board of Directors decided to close the permanent establishment in Finland before the end of the financial year. The business was taken over by Agfa NV in Belgium.

### **3. Description of the main risks and uncertainties faced by the company**

#### **Risks related to market, technology and competition**

Like any company, Agfa NV faces constant risks in terms of market and competition. In all its activities, Agfa NV is confronted with rapid changes in technology. Agfa NV is introducing many new technologies, such as industrial inkjet and direct radiography. These risks are particularly relevant to maintaining our leading market position and, thus, securing the company's long-term success. To meet these challenges and to ensure a competitive offer to our customers, Agfa NV is continuing to improve its technological offering, is investing in research and development for continuous innovation and in market analysis for a relevant view of its competitors' offerings. Decisions on these aspects are usually made at the divisional level, as each division's management team is best placed to assess the evolution of the competitive landscape and any trends that emerge.

#### **Raw material costs**

Agfa NV relies on other companies for the supply of certain basic raw materials. The most important raw material is silver. Changes in raw material prices and the failure to obtain the necessary raw materials on a timely basis could adversely affect Agfa NV's business, operational results and financial condition. Furthermore, Agfa NV may choose to hedge part or all of its raw material price exposure, if it deems this appropriate.

#### **Product liability**

The company's activities may expose Agfa NV to product liability claims, as the company must comply with regulatory systems in many different countries and in a wide range of market segments, each with its own legal requirements. In order to limit the risks of product liability, Agfa NV has implemented a strict product stewardship and quality policy that is complemented by a continuous follow-up of legislative development and structured controls. The company has taken out a combined liability insurance policy that covers all of the activities of Agfa NV. Agfa NV has never suffered significant losses with respect to product liability claims, but there can be no assurance that this will not occur in the future.

#### **Environment**

Agfa NV is subject to a wide range of environmental requirements in the various countries in which it operates, including those relating to air pollution and waste water discharges, hazardous substances, the prevention of leakage and remediation. Significant business and capital investments are being made to respect the applicable standards. Provisions have been made to cover current and reasonably foreseeable costs for compliance with legal requirements and for remediation.

#### **Social & personnel related issues**

Among the social and staff-related risks, the inability to attract the relevant talent and the potential to lose management and key personnel are crucial for allowing Agfa NV to achieve its strategic ambition, build further expertise and, above all, manage the other risks that the organisation faces. Agfa NV also makes every effort to offer a remuneration package in line with the market and the opportunity to grow and develop within the organisation, so that it can retain talent for as long as possible.

More details about the concrete policy being pursued are included in the 'People' section of Agfa Gevaert NV's consolidated annual financial report.

### **Intellectual property**

Agfa NV holds, has applications pending for and has licences for a number of patents relating to a variety of products and software systems. The company relies on a combination of patent, copyright and trademark laws and the laws on trademarks and secrets, confidentiality procedures, trade secrets, contractual provisions and licensing arrangements to establish and protect property rights. On the other hand, Agfa NV maintains a policy of strict respect for the intellectual property rights of third parties. Although Agfa NV has no knowledge of any of its products infringing the intellectual property rights of others, it cannot be ruled out that third parties might claim such infringements in the future.

### **Disputes**

At present Agfa NV is not involved in any significant dispute, with the exception of the disputes in connection with the insolvency of AgfaPhoto. These disputes are discussed in detail in note 45.2 to the consolidated financial statements.

### **Business continuity in Russia**

Agfa NV's operations in Russia mainly relate to the Radiology Solutions segment. Agfa NV does not manufacture in Russia. Some ink products can no longer be exported to Russia/Belarus due to restrictions imposed by European Community. In the restrictions imposed by the EU and other national authorities, Agfa NV will use commercially reasonable efforts to try to deliver and ship the non-impacted goods. Agfa has no assets and no staff in Ukraine impacted by the ongoing crisis. Indirect effects from the situation in Russia and Ukraine mainly relate to expected credit losses on trade and lease receivables, cash restrictions and the ability to realise the Radiology Solutions segment's business plan while taking into account increased inflation and interest rates.

### **Miscellaneous**

In addition to the risks listed above, there are a number of other risks that may have a negative impact on the company and its activities and that must, therefore, be taken into account. Examples of these risks include those related to continuity of production, cyber-security risks, exceptional depreciation of assets, corruption and bribery, pension obligations, changes in exchange rates and acquisitions.

In addition to the risks described in this section, failure to meet our obligations to authorities and stakeholders for any of the items described could result in reputational damage that could jeopardise the future of the company. Although it is difficult to assess the impact of such damage, as it would depend heavily on the type of issue that arises, we make every effort to prevent this by establishing a clear and effective governance for the conduct of all our activities.

The risks with which Agfa NV and the Agfa group are confronted are explained further in the consolidated annual financial report of Agfa Gevaert NV.

#### **4. Post-balance sheet events**

There have been no events after the balance sheet date requiring adjustment to the balance sheet and income statement.

#### **5. Information on research and development activities**

Innovation is part of our DNA and essential for us to achieve our growth strategy. To support the various processes that ensure continuous innovation, Agfa NV invested EUR 29 million of its own development in 2023. This capitalised cost was immediately written off in full. Product and technological innovation at Agfa NV aims at sustainable value creation for our customers and other stakeholders, an objective embedded in our idea processes.

Innovation at Agfa NV is characterised by the establishment of a continuous ideation process that selects, validates and ranks proposals. The ideas are assessed using a customised scoring methodology that takes into account market segment attractiveness, commercial success factors, technical feasibility and People & Planet sustainability criteria. Evaluating changing business models is also an important assessment criterion.

Innovation teams continue to look at societal and market trends to identify where Agfa NV can develop new activities in adjacent and less adjacent markets and technologies, in line with the current business strategy. This is done either by using existing core competences or by developing new markets and technologies.

We also involve our customers and other industry stakeholders in our innovation process through our sales and service teams, as they are best placed to capture the needs of our customers and, by extension, society.

#### **6. Justification of continuity assumption**

In accordance with Article 3:6§1 6°, the Board of Directors justifies the valuation rules under the assumption of continuity as follows:

The negative result is primarily a consequence of an impairment on investments in subsidiaries in the UK and Canada amounting to EUR 23 million, as their equity decreased in value after dividend payment. Furthermore, Agfa NV was able to recover EUR 16 million, less costs, from third parties following the sale of the Offset Solutions business after the sale of that entity to AURELIUS Group on 3 April 2023. Gross margin remained relatively stable in 2023. That is to say that the slight increase in gross margin by EUR 13 million is a combination of a limited decrease in turnover and a 6% decrease in operating expenses. A number of efficiency programmes have been launched in recent years, with a view to improving the cost structure in the coming years. These programmes have clearly had a positive effect on the company's profitability in recent years. We also continue to work on the strict monitoring of credit risks. Among other things, credit insurance will keep bad debt costs under control. To respond to the volatility of commodity prices, new business models are constantly being developed to control this volatility and improve

profitability. Price increases have been implemented in all divisions to cope with cost inflation.

Agfa NV is being supported by its parent company Agfa Gevaert NV and will be able to meet its short-term obligations at all times. The parent company confirms this support until the general meeting that decides on the annual accounts of the financial year 2024 to in its letter of comfort of 27 March 2024 to the Board of Directors of Agfa NV.

**7. Conflict of interests**

No conflicts of interest occurred during the 2023 financial year.

**8. Use of financial instruments by the company**

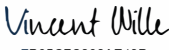
Agfa Gevaert NV is the coordination centre which manages the financial interests and risks of the entire Agfa Group. Forward foreign exchange transactions are conducted via mirror contracts with Agfa Gevaert NV.


Mortsel, 12 April 2024

The directors,

DS  


DocuSigned by:  
  
C7F9EB31D74E439...  
G. Koch

DocuSigned by:  
  
FB05C7C306AE43D...  
V. Wille

DocuSigned by:  
  
C7755FE0893C4EF...  
PJY Management BV  
Represented by  
Pascal Juéry



## **Statutory auditor's report to the general meeting of Agfa NV on the annual accounts as of and for the year ended December 31, 2023**

### **FREE TRANSLATION OF UNQUALIFIED STATUTORY AUDITOR'S REPORT ORIGINALLY PREPARED IN DUTCH**

In the context of the statutory audit of the annual accounts of Agfa NV ("the Company"), we provide you with our statutory auditor's report. This includes our report on the annual accounts for the year ended December 31, 2023, as well as other legal and regulatory requirements. Our report is one and indivisible.

We were appointed as statutory auditor by the general meeting of 10 May 2022, in accordance with the proposal of the board of directors and as presented by the workers' council. Our mandate will expire on the date of the general meeting deliberating on the annual accounts for the year ended December 31, 2024. We have performed the statutory audit of the annual accounts of Agfa NV for 26 consecutive financial years.

### **Report on the annual accounts**

#### ***Unqualified opinion***

We have audited the annual accounts of the Company as of and for the year ended December 31, 2023, prepared in accordance with the financial reporting framework applicable in Belgium. These annual accounts comprise the balance sheet as at December 31, 2023, the income statement for the year then ended and notes. The balance sheet total amounts to EUR 345.708.332,34 and the income statement shows a loss for the year of EUR 49.685.732,14.

In our opinion, the annual accounts give a true and fair view of the Company's equity and financial position as at December 31, 2023 and of its financial performance for the year then ended in accordance with the financial reporting framework applicable in Belgium.

#### ***Basis for our unqualified opinion***

We conducted our audit in accordance with International Standards on Auditing ("ISAs") as adopted in Belgium. In addition, we have applied the ISAs as issued by the IAASB and applicable for the current accounting year while these have not been adopted in Belgium yet. Our responsibilities under those standards are further described in the "Statutory auditors' responsibility for the audit of the annual accounts" section of our report. We have complied with the ethical requirements that are relevant to our audit of the annual accounts in Belgium, including the independence requirements.

We have obtained from the board of directors and the Company's officials the explanations and information necessary for performing our audit.

We believe that the audit evidence we have obtained is sufficient and appropriate to provide a basis for our opinion.



Statutory auditor's report to the general meeting of Agfa NV on the annual accounts as of and for the year ended December 31, 2023

### **Emphasis of matter - comfort letter**

We draw attention to note C-cap 6.14 to the annual accounts where the board of directors discloses the existence of a comfort letter of its shareholders.

Our opinion is not modified in respect of this matter.

### **Board of directors' responsibilities for the preparation of the annual accounts**

The board of directors is responsible for the preparation of these annual accounts that give a true and fair view in accordance with the financial reporting framework applicable in Belgium, and for such internal control as board of directors determines, is necessary to enable the preparation of annual accounts that are free from material misstatement, whether due to fraud or error.

In preparing the annual accounts, the board of directors is responsible for assessing the Company's ability to continue as a going concern, disclosing, as applicable, matters related to going concern and using the going concern basis of accounting unless the board of directors either intends to liquidate the Company or to cease operations, or has no realistic alternative but to do so.

### **Statutory auditor's responsibilities for the audit of the annual accounts**

Our objectives are to obtain reasonable assurance as to whether the annual accounts as a whole are free from material misstatement, whether due to fraud or error, and to issue an auditor's report that includes our opinion. Reasonable assurance is a high level of assurance, but is not a guarantee that an audit conducted in accordance with ISAs will always detect a material misstatement when it exists. Misstatements can arise from fraud or error and are considered material if, individually or in the aggregate, they could reasonably be expected to influence the economic decisions of the users taken on the basis of these annual accounts.

When performing our audit we comply with the legal, regulatory and professional requirements applicable to audits of the annual accounts in Belgium. The scope of the statutory audit of the annual accounts does not extend to providing assurance on the future viability of the Company nor on the efficiency or effectivity of how the board of directors has conducted or will conduct the business of the Company. Our responsibilities regarding the going concern basis of accounting applied by the board of directors are described below.

As part of an audit in accordance with ISAs, we exercise professional judgement and maintain professional skepticism throughout the audit. We also perform the following procedures:

- Identify and assess the risks of material misstatement of the annual accounts, whether due to fraud or error, design and perform audit procedures responsive to those risks, and obtain audit evidence that is sufficient and appropriate to provide a basis for our opinion. The risk of not detecting a material misstatement resulting from fraud is higher than for one resulting from error, as fraud may involve collusion, forgery, intentional omissions, misrepresentations, or the override of internal control;



Statutory auditor's report to the general meeting of Agfa NV on the annual accounts as of and for the year ended December 31, 2023

- Obtain an understanding of internal controls relevant to the audit in order to design audit procedures that are appropriate in the circumstances, but not for the purpose of expressing an opinion on the effectiveness of the Company's internal control;
- Evaluate the appropriateness of accounting policies used and the reasonableness of accounting estimates and related disclosures made by board of directors;
- Conclude on the appropriateness of board of directors' use of the going concern basis of accounting and, based on the audit evidence obtained, whether a material uncertainty exists related to events or conditions that may cast significant doubt on the Company's ability to continue as a going concern. If we conclude that a material uncertainty exists, we are required to draw attention in our auditors' report to the related disclosures in the annual accounts or, if such disclosures are inadequate, to modify our opinion. Our conclusions are based on the audit evidence obtained up to the date of our auditors' report. However, future events or conditions may cause the Company to cease to continue as a going concern;
- Evaluate the overall presentation, structure and content of the annual accounts, including the disclosures, and whether the annual accounts represent the underlying transactions and events in a manner that achieves fair presentation.

We communicate with the board of directors regarding, among other matters, the planned scope and timing of the audit and significant audit findings, including any significant deficiencies in internal control that we identify during our audit.

### **Other legal and regulatory requirements**

#### ***Responsibilities of the Board of directors***

The board of directors is responsible for the preparation and the content of the board of directors' annual report on the annual accounts, of the documents required to be filed in accordance with the legal and regulatory requirements, for maintaining the Company's accounting records in compliance with the applicable legal and regulatory requirements, as well as for the Company's compliance with the Companies' and Associations' Code and the Company's articles of association.

#### ***Statutory auditor's responsibilities***

In the context of our engagement and in accordance with the Belgian standard which is complementary to the International Standards on Auditing as applicable in Belgium, our responsibility is to verify, in all material respects, the board of directors' annual report on the annual accounts, certain documents to be filed in accordance with legal and regulatory requirements as well as compliance with certain requirements of the Companies' and Associations' Code and with the Company's articles of association, and to report on these matters.



Statutory auditor's report to the general meeting of Agfa NV on the annual accounts as of and for the year ended December 31, 2023

### **Aspects concerning the board of directors' annual report on the annual accounts**

Based on specific work performed on the board of directors' annual report on the annual accounts, we are of the opinion that this report is consistent with the annual accounts for the same period and has been prepared in accordance with articles 3:5 and 3:6 of the Companies' and Associations' Code.

In the context of our audit of the annual accounts, we are also responsible for considering, in particular based on the knowledge gained throughout the audit, whether the board of directors' annual report on the annual accounts contains material misstatements, that is information incorrectly stated or misleading. In the context of the procedures carried out, we did not identify any material misstatements that we have to report to you.

### **Information regarding the social balance sheet**

The social balance sheet, which is to be filed with the National Bank of Belgium in accordance with article 3:12 §1 8° of the Companies' and Associations' Code, includes, with respect to form and content, the information required by law, including the information regarding salaries and training, and does not present any material inconsistencies with the information that we became aware of during the performance of our engagement.

### **Information about the independence**

- Our audit firm and our network have not performed any engagement which is incompatible with the statutory audit of the annual accounts and our audit firm remained independent of the Company during the term of our mandate.
- The fees for the additional engagements which are compatible with the statutory audit of the annual accounts referred to in article 3:65 of the Companies' and Associations' Code were correctly stated and disclosed in the notes to the annual accounts.

### **Other aspects**

- Without prejudice to formal aspects of minor importance, the accounting records were maintained in accordance with the legal and regulatory requirements applicable in Belgium.
- The appropriation of results proposed to the general meeting complies with the legal provisions and the provisions of the articles of association.



*Statutory auditor's report to the general meeting of Agfa NV on the annual accounts as of and for the year ended December 31, 2023*

- We do not have to inform you of any transactions undertaken or decisions taken in breach of the Company's articles of association or the Companies' and Associations' Code.

Antwerp, April 25, 2024

KPMG Bedrijfsrevisoren - Réviseurs d'Entreprises  
Statutory Auditor  
represented by

Robin Huybrechts  
Bedrijfsrevisor / Réviseur d'Entreprises

**SOCIAL BALANCE SHEET**

Number of joint industrial committee: 207 .....

**STATEMENT OF THE PERSONS EMPLOYED**

**EMPLOYEES FOR WHOM THE ENTERPRISE SUBMITTED A DIMONA DECLARATION OR WHO ARE RECORDED IN THE GENERAL PERSONNEL REGISTER**

**During the current period**

**Average number of employees**

Full-time .....  
 Part-time .....  
 Total in full-time equivalents .....

**Number of hours actually worked**

Full-time .....  
 Part-time .....  
 Total .....

**Personnel costs**

Full-time .....  
 Part-time .....  
 Total .....

**Advantages in addition to wages** .....

| Codes | Total         | 1. Men        | 2. Women     |
|-------|---------------|---------------|--------------|
| 1001  | 241,4         | 195,0         | 46,4         |
| 1002  | 66,6          | 39,3          | 27,3         |
| 1003  | 290,2         | 222,4         | 67,8         |
| 1011  | 366.798       | 299.407       | 67.391       |
| 1012  | 72.212        | 41.767        | 30.445       |
| 1013  | 439.010       | 341.174       | 97.836       |
| 1021  | 31.740.626,71 | 27.536.253,51 | 4.204.373,20 |
| 1022  | 5.043.040,82  | 3.005.225,64  | 2.037.815,18 |
| 1023  | 36.783.667,53 | 30.541.479,15 | 6.242.188,38 |
| 1033  | .....         | .....         | .....        |

**During the preceding period**

Average number of employees in FTE .....  
 Number of hours actually worked .....  
 Personnel costs .....  
 Advantages in addition to wages .....

| Codes | P. Total      | 1P. Men       | 2P. Women    |
|-------|---------------|---------------|--------------|
| 1003  | 359,1         | 268,3         | 90,8         |
| 1013  | 549.801       | 415.966       | 133.835      |
| 1023  | 43.329.001,48 | 35.317.469,11 | 8.011.532,37 |
| 1033  | .....         | .....         | .....        |

**EMPLOYEES FOR WHOM THE ENTERPRISE SUBMITTED A DIMONA DECLARATION OR WHO ARE RECORDED IN THE GENERAL PERSONNEL REGISTER (continued)**

| <b>At the closing date of the period</b>                         |  | Codes | 1. Full-time | 2. Part-time | 3. Total full-time equivalents |
|--|--|-------|--------------|--------------|--------------------------------|
| <b>Number of employees</b> .....                                 |  | 105   | 230          | 61           | 272,1                          |
| <b>By nature of the employment contract</b>                      |  |       |              |              |                                |
| Contract for an indefinite period .....                          |  | 110   | 229          | 61           | 271,1                          |
| Contract for a definite period .....                             |  | 111   | 1            | .....        | 1,0                            |
| Contract for the execution of a specifically assigned work ..... |  | 112   | .....        | .....        | .....                          |
| Replacement contract .....                                       |  | 113   | .....        | .....        | .....                          |
| <b>According to gender and study level</b>                       |  |       |              |              |                                |
| Men .....  |  | 120   | 187          | 38           | 211,3                          |
| primary education .....  |  | 1200  | .....        | .....        | .....                          |
| secondary education .....  |  | 1201  | 24           | 7            | 29,1                           |
| higher non-university education .....                            |  | 1202  | 75           | 14           | 84,1                           |
| university education .....                                       |  | 1203  | 88           | 17           | 98,1                           |
| Women .....  |  | 121   | 43           | 23           | 60,8                           |
| primary education .....  |  | 1210  | .....        | .....        | .....                          |
| secondary education .....  |  | 1211  | 3            | 4            | 6,2                            |
| higher non-university education .....                            |  | 1212  | 18           | 13           | 27,6                           |
| university education .....                                       |  | 1213  | 22           | 6            | 27,0                           |
| <b>By professional category</b>                                  |  |       |              |              |                                |
| Management staff .....   |  | 130   | 8            | 2            | 9,0                            |
| Employees .....  |  | 134   | 222          | 59           | 263,1                          |
| Workers .....  |  | 132   | .....        | .....        | .....                          |
| Others .....   |  | 133   | .....        | .....        | .....                          |

**HIRED TEMPORARY STAFF AND PERSONNEL PLACED AT THE ENTERPRISE'S DISPOSAL**

| <b>During the period</b>                 | Codes | 1. Hired temporary staff | 2. Persons placed at the enterprise's disposal |
|--|-------|--------------------------|--|
| Average number of persons employed ..... | 150   | .....                    | .....  |
| Number of hours actually worked .....    | 151   | .....                    | .....  |
| Costs for the enterprise .....           | 152   | .....                    | .....  |

**LIST OF PERSONNEL MOVEMENTS DURING THE PERIOD**

**ENTRIES**

**Number of employees for whom the enterprise submitted a DIMONA declaration or who have been recorded in the general personnel register during the financial year .....**

**By nature of employment contract**

- Contract for an indefinite period .....
- Contract for a definite period .....
- Contract for the execution of a specifically assigned work .....
- Replacement contract .....

| Codes | 1. Full-time | 2. Part-time | 3. Total full-time equivalents |
|-------|--------------|--------------|--------------------------------|
| 205   | 8            | .....        | 8,0                            |
| 210   | 7            | .....        | 7,0                            |
| 211   | 1            | .....        | 1,0                            |
| 212   | .....        | .....        | .....                          |
| 213   | .....        | .....        | .....                          |

**DEPARTURES**

**Number of employees whose contract-termination date has been entered in DIMONA declaration or in the general personnel register during the financial year .....**

**By nature of employment contract**

- Contract for an indefinite period .....
- Contract for a definite period .....
- Contract for the execution of a specifically assigned work .....
- Replacement contract .....

**By reason of termination of contract**

- Retirement .....
- Unemployment with extra allowance from enterprise .....
- Dismissal .....
- Other reason .....
- the number of persons who continue to render services to the enterprise at least half-time on a self-employed basis ..

| Codes | 1. Full-time | 2. Part-time | 3. Total full-time equivalents |
|-------|--------------|--------------|--------------------------------|
| 305   | 44           | 23           | 61,2                           |
| 310   | 43           | 23           | 60,2                           |
| 311   | 1            | .....        | 1,0                            |
| 312   | .....        | .....        | .....                          |
| 313   | .....        | .....        | .....                          |
| 340   | 8            | 12           | 17,0                           |
| 341   | .....        | .....        | .....                          |
| 342   | 14           | 7            | 19,3                           |
| 343   | 22           | 4            | 24,9                           |
| 350   | .....        | .....        | .....                          |

**INFORMATION ON TRAINING PROVIDED TO EMPLOYEES DURING THE PERIOD**

|   | Codes | Men        | Codes | Women      |
|---|-------|------------|-------|------------|
| <b>Total of initiatives of formal professional training at the expense of the employer</b>                  |       |            |       |            |
| Number of employees involved .....  | 5801  | 238        | 5811  | 71         |
| Number of actual training hours .....   | 5802  | 2.792      | 5812  | 1.041      |
| Net costs for the enterprise .....  | 5803  | 269.584,00 | 5813  | 95.602,00  |
| of which gross costs directly linked to training .....  | 58031 | 269.584,00 | 58131 | 95.602,00  |
| of which fees paid and payments to collective funds .....   | 58032 | .....      | 58132 | .....      |
| of which grants and other financial advantages received (to deduct) .....                                   | 58033 | .....      | 58133 | .....      |
| <b>Total of initiatives of less formal or informal professional training at the expense of the employer</b> |       |            |       |            |
| Number of employees involved .....  | 5821  | 224        | 5831  | 66         |
| Number of actual training hours .....   | 5822  | 8.960      | 5832  | 2.640      |
| Net costs for the enterprise .....  | 5823  | 653.010,00 | 5833  | 192.405,00 |
| <b>Total of initiatives of initial professional training at the expense of the employer</b>                 |       |            |       |            |
| Number of employees involved .....  | 5841  | .....      | 5851  | .....      |
| Number of actual training hours .....   | 5842  | .....      | 5852  | .....      |
| Net costs for the enterprise .....  | 5843  | .....      | 5853  | .....      |