

UAB DOFITA

Summary financial statements
for 2024

Company details

UAB DOFITA

Company code: 111688976
VAT payer's code: LT 116889716
Registered address: Tilžės str. 60, Klaipėda
Residence address: Tilžės str. 60, Klaipėda
Telephone: 8-46-496 863
Registration No.: UĮ2000-15

Management

Bo Stenberg Lauridsen, Director
Rima Lauridsen, Manager

Auditor

KPMG Baltics, UAB

Banks

AB Swedbank
AB SEB bank
Spar Nord Bank A/S

Independent Auditor's Report

To the Shareholder of UAB DOFITA

■ Opinion

The summary financial statements, which comprise the summary balance sheet as at 31 December 2024, the summary income statement, the summary statement of changes in equity for the year then ended, and related summary notes, are derived from the audited financial statements of UAB DOFITA ("the Company") for the year ended 31 December 2024.

In our opinion, the accompanying summary financial statements are consistent, in all material respects, with the audited financial statements, on the basis described in Note 2.

■ Summary Financial Statements

The summary financial statements do not contain all the disclosures required by Lithuanian Financial Reporting Standards. Reading the summary financial statements and our report thereon, therefore, is not a substitute for reading the audited financial statements and our report thereon.

■ The Audited Financial Statements and Our Report Thereon

We expressed an unmodified audit opinion on the audited financial statements of the Company in our report dated 4 June 2025.

■ Management's Responsibility for the Summary Financial Statements

Management is responsible for the preparation of the summary financial statements on the basis described in Note 2.

■ Auditor's Responsibility

Our responsibility is to express an opinion on whether the summary financial statements are consistent, in all material respects, with the audited financial statements based on our procedures, which were conducted in accordance with International Standard on Auditing (ISA) 810 (Revised), *Engagements to Report on Summary Financial Statements*.

On behalf of KPMG Baltics, UAB



Edvinas Žukauskas
Partner pp
Certified Auditor

Klaipėda, the Republic of Lithuania
4 June 2025

Company code: 111688976

Registered at: Tilžės g. 60, Klaipėda

APPROVED

minutes No. _____

(date) _____

Summary balance sheet (EUR)

Row No.	ASSETS	Note No.	Financial year	Previous financial year
A.	NON-CURRENT ASSETS		801,455	761,330
1.	INTANGIBLE ASSETS		-	-
1.1.	Development costs			
1.2.	Goodwill			
1.3.	Software			
1.4.	Concessions, patents, licenses, trademarks and similar rights			
1.5.	Other intangible assets			
1.6.	Advance payments			
2.	TANGIBLE ASSETS		801,455	761,330
2.1.	Land			
2.2.	Buildings and plant			
2.3.	Machinery and equipment		236,753	222,921
2.4.	Vehicles		558,592	528,797
2.5.	Other fixtures, fittings and tools		6,110	9,612
2.6.	Investment property			
2.6.1.	Land			
2.6.2.	Buildings			
2.7.	Advance payments and tangible assets under construction (production)			
3.	FINANCIAL ASSETS		-	-
3.1.	Shares in entities of the entities group			
3.2.	Loans to entities of the entities group			
3.3.	Amounts receivable from entities of the entities group			
3.4.	Shares in associated entities			
3.5.	Loans to associated entities			
3.6.	Amounts receivable from the associated entities			
3.7.	Long-term investments			
3.8.	Amounts receivable after one year			
3.9.	Other financial assets			
4.	OTHER NON-CURRENT ASSETS			
4.1.	Deferred tax asset			
4.2.	Biological assets			
4.3.	Other assets			
B.	CURRENT ASSETS		3,544,151	3,409,637
1.	INVENTORIES		100,076	138,521
1.1.	Raw materials, materials and consumables		24,957	77,809
1.2.	Production and work in progress			
1.3.	Finished goods			
1.4.	Goods for re-sale			
1.5.	Biological assets			
1.6.	Tangible non-current assets held for sale			
1.7.	Advance payments		75,119	60,712
2.	AMOUNTS RECEIVABLE WITHIN ONE YEAR		1,334,782	1,468,005
2.1.	Trade debtors		1,324,758	1,328,353
2.2.	Receivables from Group companies			
2.3.	Amounts receivable from associated entities			
2.4.	Other debtors		10,024	139,652
3.	SHORT-TERM INVESTMENTS		-	-
3.1.	Shares in entities of the entities group			
3.2.	Other investments			
4.	CASH AND CASH EQUIVALENTS		2,109,293	1,803,111
C.	DEFERRED COSTS AND ACCRUED INCOME		41,550	31,906
	TOTAL ASSETS		4,387,156	4,202,873

Summary balance sheet (EUR)

Row No.	EQUITY AND LIABILITIES	Note No.	Financial year	Previous financial year
D.	EQUITY		3,290,206	2,472,409
1.	SHARE CAPITAL		2,896	2,896
1.1.	Authorized (subscribed) capital		2,896	2,896
1.2.	Subscribed capital unpaid (-)			
1.3.	Own shares (-)			
2.	SHARE PREMIUM ACCOUNT		-	-
3.	REVALUATION RESERVE		-	-
4.	RESERVES		290	290
4.1.	Compulsory reserve or emergency (reserve) capital		290	290
4.2.	Reserve for acquiring own shares			
4.3.	Other reserves			
5.	RETAINED EARNINGS (LOSS)		3,287,020	2,469,223
5.1.	Profit (loss) for the reporting year		1,217,797	676,666
5.2.	Profit (loss) brought forward		2,069,223	1,792,557
E.	GRANTS, SUBSIDIES		-	-
F.	PROVISIONS		-	-
1.	Provisions for pensions and similar obligations			
2.	Deferred tax			
3.	Other provisions			
G.	PAYABLE AMOUNTS AND LIABILITIES		1,091,000	1,724,514
1.	AMOUNTS PAYABLE AFTER ONE YEAR AND OTHER LONG-TERM LIABILITIES		34,428	54,663
1.1.	Financial liabilities		-	-
1.2.	Credit institutions			
1.3.	Prepayments received			
1.4.	Trade creditors			
1.5.	Amounts payable under the bills and checks			
1.6.	Amounts payable to the entities of the entities group		34,428	54,663
1.7.	Amounts payable to the associated entities			
1.8.	Other amounts payable and long-term liabilities			
2.	AMOUNTS PAYABLE WITHIN ONE YEAR AND OTHER SHORT-TERM LIABILITIES		1,056,572	
2.1.	Financial liabilities		-	-
2.2.	Credit institutions			
2.3.	Prepayments received			
2.4.	Trade creditors		675,927	507,944
2.5.	Amounts payable under the bills and checks			
2.6.	Amounts payable to the entities of the entities group		50,047	929,508
2.7.	Amounts payable to the associated entities			
2.8.	Corporate income tax liabilities		48,513	22,005
2.9.	Employment related liabilities		103,969	77,353
2.10.	Other amounts payable and short-term liabilities		178,116	133,041
H.	ACCRUED COSTS AND DEFERRED INCOME		5,950	5,950
	TOTAL EQUITY AND LIABILITIES		4,387,156	4,202,873

Director _____

(signature)

Bo Stenberg Lauridsen
(name, surname)

Chief Accountant _____

(signature)

Audronė Matulienė
(name, surname)


Company code: 111688976
Registered at: Tilžės g. 60, Klaipėda

APPROVED
minutes No. _____
_____ (date) _____

Summary income statement (EUR)

Row No.	Items	Note No.	Financial year	Previous financial year
1.	Sales		13,104,572	7,927,936
2.	Cost of sales		-10,379,688	-6,112,269
3.	Change in fair value of biological assets			
4.	GROSS PROFIT (LOSS)		2,724,884	1,815,667
5.	Costs to sell		-222	-2,132
6.	General and administrative expenses		-1,085,345	-
7.	Other activity results		-16,950	3,714
8.	Income from investments in the shares of parent, subsidiaries and associated entities			
9.	Income from other long-term investments and loans			
10.	Other interest and similar income		14,601	
11.	Decrease in the value of financial assets and short-term investments			
12.	Interest and other similar expenses		-10,981	-10,733
13.	PROFIT (LOSS) BEFORE TAXATION		1,625,987	778,261
14.	Corporate income tax		-408,190	-101,595
15.	NET PROFIT (LOSS)		1,217,797	676,666

Director



(signature)

Bo Stenberg Lauridsen
(name, surname)

Chief Accountant



(signature)

Audronė Matulienė
(name, surname)

Company code: 111688976
Registered at: Tilžės g. 60, Klaipėda


APPROVED
minutes No. _____
(date) _____

Summary statement of changes in equity (EUR)


	Paid in authorised capital	Share premium account	Own shares (-)	Revaluation reserve (results)		Legal reserve		Other reserves	Retained earnings	Total:
				Of non-current tangible assets	Of financial assets	Compulsory	For acquiring own shares			
1. Balance at 31 December 2022	2,896	-	-	-	-	290	-	-	2,792,557	2,795,743
2. Result of changes in the accounting policies applied										-
3. Result of corrections of										-
4. Restated balance at 31 December 2022	2,896	-	-	-	-	290	-	-	2,792,557	2,795,743
5. Increase/decrease in the value of tangible										-
6. Increase/decrease in the value of financial										-
7. Acquisition / sale of own shares										-
8. Not recognised profit / loss in the Profit and Loss Account										
9. Net profit / loss for the current financial year	-	-	-	-	-	-	-	-	676,66	676,666
10. Dividends	-	-	-	-	-	-	-	-	-1,000,000	-1,000,000
11. Other payments										
12. Reserves allocated										-
13. Reserves used										-
14. Increase / decrease in capital										-
15. Balance at 31 December 2023	2,896	-	-	-	-	290	-	-	2,469,223	2,472,409
16. Increase/decrease in the value of tangible										-
17. Increase/decrease in the value of financial										-
18. Acquisition of own shares										-
19. Not recognised profit / loss in the Profit and Loss Account										
20. Net profit / loss for the current financial year	-	-	-	-	-	-	-	-	1,217,797	1,217,797
21. Dividends	-	-	-	-	-	-	-	-	-400,000	-400,000
22. Other payments										-
23. Reserves allocated										-
24. Transfers from reserves										-
25. Increase / decrease in capital										-
26. Balance at 31 December 2024	2,896	-	-	-	-	290	-	-	3,287,020	3,290,206

Director

Chief Accountant



(signature)



(signature)

Bo Stenberg Lauridsen
(name, surname)

Audronė Matulienė
(name, surname)

Explanatory note

1. Background information

UAB DOFITA (hereinafter – the Company), company code 111688976, address - Tilžės Str. 60, Klaipėda, was registered with the municipality of Klaipėda on 24 January 2000, registration No. UĮ2000-15. Data about the Company is compiled and stored with the Register of Legal Persons.

Authorised capital of UAB DOFITA amounts to EUR 2,896 as at 31 December 2024. The share capital is divided into 100 ordinary shares at par value of EUR 28.96 each.

The sole shareholder of the Company is UAB Dofita Holding, company code 302576827, located Tinklų str. 13 Kalotė village, Klaipėda region.

The main activity of the Company includes ship repair and anticorrosive protection of ships and metal structures.

An average employee number during 2024 – 18 employees (in 2023 – 18 employees).

On 30 December 2020, the Company registered a branch in Denmark – DOFITA Danmark, filial of UAB DOFITA, Litauen (hereinafter – the Branch), address - Sandholm 25, 9900 Frederikshavn.

2. Basis for preparation of the financial statements

The management of the Company has decided to make the summary financial statements publicly available. The summary of the financial statements comprise the summary balance sheet as at 31 December 2024, the summary statement of profit or loss and summary statement of changes in equity for the year then ended and related summary notes. The summary of the financial statements of the Company have been prepared on the basis of complete financial statements of UAB DOFITA, which is prepared in accordance with Lithuanian Financial Reporting Standards and other Lithuanian legal acts regulating the financial reporting in Lithuania.

Reading the summary financial statements is not a substitute for reading the audited complete financial statements. The complete financial statements of the Company and the audit report thereon are publicly available to users. The Company provides access to the complete financial statements at the Company's registered office at Tilžės str. 60, Klaipėda, Lithuania.