



## ÅRSREGNSKAPET FOR REGNSKAPSÅRET 2022 - GENERELL INFORMASJON

### Enheten

Organisasjonsnummer:	895 425 532
Organisasjonsform:	Aksjeselskap
Foretaksnavn:	INTEGR8 FUELS OSLO AS
Forretningsadresse:	Dronning Eufemias gate 8 0191 OSLO

### Regnskapsår

Årsregnskapets periode:	01.04.2021 - 31.03.2022
-------------------------	-------------------------

### Konsern

Morselskap i konsern:	Nei
-----------------------	-----

### Regnskapsregler

Regler for små foretak benyttet:	Nei
Benyttet ved utarbeidelsen av årsregnskapet til selskapet:	IFRS

### Årsregnskapet fastsatt av kompetent organ

Bekreftet av representant for selskapet:	Joakim Elvenes
Dato for fastsettelse av årsregnskapet:	10.11.2022

### Grunnlag for avgivelse

År 2022: Årsregnskapet er elektronisk innlevert  
År 2021: Tall er hentet fra elektronisk innlevert årsregnskap fra 2022

*Det er ikke krav til at årsregnskapet m.v. som sendes til Regnskapsregisteret er undertegnet. Kontrollen på at dette er utført ligger hos revisor/enhetens øverste organ. Sikkerheten ivaretas ved at innsender har rolle/rettighet for innsending av årsregnskapet via Altinn, og ved at det bekreftes at årsregnskapet er fastsatt av kompetent organ.*

Brønnøysundregistrene, 07.11.2023



### Resultatregnskap

Beløp i: USD	Note	2022	2021
<b>RESULTATREGNSKAP</b>			
<b>Inntekter</b>			
Salgsinntekt	12	1 655 465	2 865 547
<b>Sum inntekter</b>		<b>1 655 465</b>	<b>2 865 547</b>
<b>Kostnader</b>			
Varekostnad		433 686	1 901 706
Annen driftskostnad		968 027	838 338
<b>Sum kostnader</b>		<b>1 401 713</b>	<b>2 740 044</b>
<b>Driftsresultat</b>	14	<b>253 752</b>	<b>125 503</b>
<b>Finansinntekter og finanskostnader</b>			
Annen finansinntekt		4	684
<b>Sum finansinntekter</b>		<b>4</b>	<b>684</b>
Annen finanskostnad		1 346	3 354
<b>Sum finanskostnader</b>		<b>1 346</b>	<b>3 354</b>
<b>Netto finans</b>		<b>-1 342</b>	<b>-2 670</b>
<b>Ordinært resultat før skattekostnad</b>		<b>252 410</b>	<b>122 833</b>
<b>Ordinært resultat etter skattekostnad</b>		<b>252 410</b>	<b>122 833</b>
<b>Årsresultat</b>		<b>252 410</b>	<b>122 833</b>
<b>Overføringer og disponeringer</b>			
Udekket tap		252 410	122 833
<b>Sum overføringer og disponeringer</b>		<b>252 410</b>	<b>122 833</b>



### Balanse

Beløp i: USD	Note	2022	2021
<b>BALANSE - EIENDELER</b>			
<b>Anleggsmidler</b>			
<b>Immaterielle eiendeler</b>			
<b>Varige driftsmidler</b>			
Driftsløsøre, inventar, verktøy, kontormaskiner og lignende	3,4	9 784	47 744
<b>Sum varige driftsmidler</b>		<b>9 784</b>	<b>47 744</b>
<b>Sum anleggsmidler</b>		<b>9 784</b>	<b>47 744</b>
<b>Omløpsmidler</b>			
<b>Varer</b>			
<b>Fordringer</b>			
Andre fordringer	5	858 419	221 680
<b>Sum fordringer</b>		<b>858 419</b>	<b>221 680</b>
<b>Bankinnskudd, kontanter og lignende</b>			
Bankinnskudd, kontanter og lignende	6	325 087	1 629 517
<b>Sum bankinnskudd, kontanter og lignende</b>		<b>325 087</b>	<b>1 629 517</b>
<b>Sum omløpsmidler</b>		<b>1 183 506</b>	<b>1 851 197</b>
<b>SUM EIENDELER</b>		<b>1 193 290</b>	<b>1 898 941</b>
<b>BALANSE - EGENKAPITAL OG GJELD</b>			
<b>Egenkapital</b>			
<b>Innskutt egenkapital</b>			
Selskapskapital	7	171 216	171 216
<b>Sum innskutt egenkapital</b>		<b>171 216</b>	<b>171 216</b>
<b>Opptjent egenkapital</b>			
Udekket tap		1 891 338	2 143 748
<b>Sum opptjent egenkapital</b>		<b>-1 891 338</b>	<b>-2 143 748</b>



## Balanse

Beløp i: USD	Note	2022	2021
<b>Sum egenkapital</b>		<b>-1 720 122</b>	<b>-1 972 532</b>
<b>Gjeld</b>			
<b>Langsiktig gjeld</b>			
<b>Annen langsiktig gjeld</b>			
<b>Sum annen langsiktig gjeld</b>		<b>0</b>	
<b>Sum langsiktig gjeld</b>		<b>0</b>	<b>0</b>
<b>Kortsiktig gjeld</b>			
Kortsiktig konserngjeld	9	2 593 924	3 393 025
Annen kortsiktig gjeld	11	313 428	445 060
Lease liability	8	6 060	33 388
<b>Sum kortsiktig gjeld</b>		<b>2 913 412</b>	<b>3 871 473</b>
<b>Sum gjeld</b>		<b>2 913 412</b>	<b>3 871 473</b>
<b>SUM EGENKAPITAL OG GJELD</b>		<b>1 193 290</b>	<b>1 898 941</b>



**INTEGR8 FUELS OSLO AS  
REPORT OF THE DIRECTORS  
for the year 31 March 2022**

The directors present their report for the year 31 March 2022.

**1. Principal activity and general review**

The company was incorporated on 15 April 2010. The principal activity of the company during the period was marine fuel brokerage and trade in marine fuels. The immediate parent company is Integr8 Fuels Europe Ltd (incorporated in England and Wales) and the ultimate holding company of the group is Navig8 Limited (incorporated in Bermuda).

The company is located in Strandveien 15, 1366 Lysaker, Norway.

**2. Business and operations**

The company's business and operations and the results thereof are clearly reflected in the attached financial statements. No material fact or circumstance has occurred between the accounting date and the date of this report.

**3. Financial results**

The company's profit on ordinary activities after taxation for the year amounted to USD 252,410. (2021: profit of USD 122,833).

**4. Going concern**

Based on the company's economic and market position, the management confirms that the company fulfils the requirement necessary to operate as a going concern and that the financial statements for the period ended 31 March 2022 has been prepared on this basis. While these financial reports do reflect a deficit, guarantees have been provided by the Parent to sufficiently ensure continuation of operations.

Since 31 March 2022 and the date of this report, no events have occurred that influence this judgement of the company as of 31 March 2022.

**5. Working environment**

During the year, there have been no reports of serious workplace accidents. The absence due to sickness is very low, and the working environment is considered to be good.

**6. Equal opportunities**

The company strives to offer equal opportunities to all, independent of gender and ethnic background.

**7. Environment**

The company does not pollute the environment.

**8. Research and development activities**

The company has not undertaken any research and development activities in the period.

**9. Board of directors and general manager insurance**

The board of directors and general manager are not insured for legal liabilities.



**INTEGR8 FUELS OSLO AS**  
**REPORT OF THE DIRECTORS**  
for the year 31 March 2022

**10. Financial risk**

The directors review and manage the key risks that could prevent the company from reaching its business objectives. This process covers all risk areas, including strategic, operational and financial risks. The key risks identified by management are as follows:

*Credit risk:*

Credit risk is the risk that a counterparty will fail to discharge its obligations and cause a financial loss. As part of the formal risk assessment process the credit risk of new customers is formally assessed. The counterparty's business activities, financial resources, trading and operational history are all taken into account in the assessment, to the extent this information is publicly available, together with reports from external credit agencies, stock market filings, and supplier reports on payment performance.

For cash and cash equivalents, credit risk exists to the extent that, at 31 March 2022, the company's cash resources were mainly placed with 1 financial institution (2021: 1 financial institution). Credit risk associated with cash and cash equivalents is considered to be limited because this financial institution is a well-established global bank with a credit rating of AA- assigned by international credit rating agency Standard and Poor.

*Liquidity risk:*

Liquidity risk is the risk that the company will encounter difficulties in meeting its obligations. The company's strategy is to have sufficient cash, cash equivalents or credit opportunities at any time to be able to finance its operations and investments for the foreseeable future. All liabilities are current and due within the next three months.

*Exchange-rate risk:*

The company's economic environment is the international shipping market. This market utilises the U.S. Dollar as its functional currency. The majority of the company's revenues are in U.S. Dollars and the majority of the operating expenses are in Norwegian Krone. Exposure to transaction risk arises because administration expenses are denominated in currencies other than the U.S. Dollar, the most significant of which is Norwegian Krone.

**11. Directors**

The directors of the company from the period of incorporation and up to the date of this report were as follows :

Joakim Elvenes	Norwegian, resigned 31 March 2022
Joakim Elvenes	Norwegian, appointed 31 March 2022
Jonathan Keats	British, appointed 27 October 2021
Philip Andrew Stone	British

**12. Statements of Directors' Responsibility**

The directors are responsible for preparing the Directors' Report and the financial statements in accordance with applicable law and regulations.

Company law requires the directors to prepare financial statements for each financial year. Under that law the directors have elected to prepare the financial statements in accordance with IFRS as adopted by the European Union and applicable law. The financial statements must, in accordance with IFRS as adopted by the European Union, present fairly the financial position and performance of the company; such references in the UK Companies Act 2006 to such financial statements giving a true and fair view are references to their achieving a fair presentation. Under company law directors must not approve the financial statements unless they are satisfied that they give a true and fair view. In preparing these financial statements, the directors are required to:

- select suitable accounting policies and then apply them consistently;
- make judgements and estimates that are reasonable and prudent;
- state whether the financial statements have been prepared in accordance with IFRS as adopted by the European Union;



**INTEGR8 FUELS OSLO AS**  
**REPORT OF THE DIRECTORS**  
for the year 31 March 2022

- prepare the financial statements on the going concern basis unless it is inappropriate to presume that the company will continue in business.


The directors are responsible for keeping adequate accounting records that are sufficient to show and explain the company's transactions and disclose with reasonable accuracy at any time the financial position of the company and enable them to ensure that the financial statements comply with the Companies Act. They are also responsible for safeguarding the assets of the company and hence for taking reasonable steps for the prevention and detection of fraud and other irregularities.


**13. Directors' Declaration**


Both of the persons who are directors at the time when this report is approved have confirmed that:

- so far as each director is aware, there is no relevant audit information of which the company's auditors are unaware; and
- each director has taken all the steps that ought to have been taken as a director, including making appropriate enquiries of the fellow director and the company's auditors for that purpose, in order to be aware of any information needed by the company's auditors in connection with preparing their report and to establish that the company's auditors are aware of that information.

By Order of the Board on 10 November 2022

  
\_\_\_\_\_  
Joakim Elvenes  
(Member of the Board/General Manager)

  
\_\_\_\_\_  
Jonathan Keats  
(Chairman of the Board)

  
\_\_\_\_\_  
Philip Andrew Stone  
(Member of the Board)



Moore AS  
Tullins gate 2  
N-0166 Oslo  
T +47 22 98 15 40  
E info@moore-norway.no  
Org.nr. NO 823 389 272 MVA  
[www.moore-norway.no](http://www.moore-norway.no)

To the General Meeting of  
Integr8 Fuels Oslo AS

## Independent Auditor's Report

### Opinion

We have audited the financial statements of Integr8 Fuels Oslo AS (the Company), which comprise the balance sheet as at March 31, 2022, the income statement, statement of changes in equity and statement of cash flows for the year then ended, and notes to the financial statements, including a summary of significant accounting policies.

In our opinion

- the financial statements comply with applicable statutory requirements, and
- the financial statements give a true and fair view of the financial position of the Company as at March 31, 2022, and its financial performance and its cash flows for the year then ended in accordance with International Financial Reporting Standards as adopted by EU.

### Basis for Opinion

We conducted our audit in accordance with International Standards on Auditing (ISAs). Our responsibilities under those standards are further described in the *Auditor's Responsibilities for the Audit of the Financial Statements* section of our report. We are independent of the Company as required by laws and regulations and the International Ethics Standards Board for Accountants' International Code of Ethics for Professional Accountants (including International Independence Standards) (IESBA Code), and we have fulfilled our other ethical responsibilities in accordance with these requirements. We believe that the audit evidence we have obtained is sufficient and appropriate to provide a basis for our opinion.

### Other Matters

The company's financial statements have been submitted after the expiry of the statutory time limit for preparation of financial statements.

### Other Information

The Board of Directors and the Managing Director (management) are responsible for the information in the Board of Directors' report. The other information comprises information in the annual report, but does not include the financial statements and our auditor's report thereon. Our opinion on the financial statements does not cover the information in the Board of Directors' report.

In connection with our audit of the financial statements, our responsibility is to read the Board of Directors' report. The purpose is to consider if there is material inconsistency between the Board of Directors' report and the financial statements or our knowledge obtained in the audit, or whether the Board of Directors' report otherwise appears to be materially misstated. We are required to report if there is a material misstatement in the Board of Directors' report. We have nothing to report in this regard.

Based on our knowledge obtained in the audit, it is our opinion that the Board of Directors' report

- is consistent with the financial statements and
- contains the information required by applicable legal requirements.



### **Responsibilities of Management for the Financial Statements**

Management is responsible for the preparation of financial statements that give a true and fair view in accordance with International Financial Reporting Standards as adopted by the EU, and for such internal control as management determines is necessary to enable the preparation of financial statements that are free from material misstatement, whether due to fraud or error.

In preparing the financial statements, management is responsible for assessing the Company's ability to continue as a going concern, disclosing, as applicable, matters related to going concern and using the going concern basis of accounting unless management either intends to liquidate the Company or to cease operations, or has no realistic alternative but to do so.

### **Auditor's Responsibilities for the Audit of the Financial Statements**

Our objectives are to obtain reasonable assurance about whether the financial statements as a whole are free from material misstatement, whether due to fraud or error, and to issue an auditor's report that includes our opinion. Reasonable assurance is a high level of assurance, but is not a guarantee that an audit conducted in accordance with ISAs will always detect a material misstatement when it exists. Misstatements can arise from fraud or error and are considered material if, individually or in aggregate, they could reasonably be expected to influence the economic decisions of users taken on the basis of these financial statements.


As part of an audit in accordance with ISAs, we exercise professional judgment and maintain professional skepticism throughout the audit. We also:

- identify and assess the risks of material misstatement of the financial statements, whether due to fraud or error. We design and perform audit procedures responsive to those risks, and obtain audit evidence that is sufficient and appropriate to provide a basis for our opinion. The risk of not detecting a material misstatement resulting from fraud is higher than for one resulting from error, as fraud may involve collusion, forgery, intentional omissions, misrepresentations, or the override of internal control.
- obtain an understanding of internal control relevant to the audit in order to design audit procedures that are appropriate in the circumstances, but not for the purpose of expressing an opinion on the effectiveness of the Company's internal control.
- evaluate the appropriateness of accounting policies used and the reasonableness of accounting estimates and related disclosures made by management.
- conclude on the appropriateness of management's use of the going concern basis of accounting, and, based on the audit evidence obtained, whether a material uncertainty exists related to events or conditions that may cast significant doubt on the Company's ability to continue as a going concern. If we conclude that a material uncertainty exists, we are required to draw attention in our auditor's report to the related disclosures in the financial statements or, if such disclosures are inadequate, to modify our opinion. Our conclusions are based on the audit evidence obtained up to the date of our auditor's report. However, future events or conditions may cause the Company to cease to continue as a going concern.
- evaluate the overall presentation, structure and content of the financial statements, including the disclosures, and whether the financial statements represent the underlying transactions and events in a manner that achieves a true and fair view.

We communicate with the Board of Directors regarding, among other matters, the planned scope and timing of the audit and significant audit findings, including any significant deficiencies in internal control that we identify during our audit.

Oslo, November 10, 2022

MOORE AS



Bjørn M. Nauscheier  
State Authorized Public Accountant

Integr8 Fuels Oslo AS  
Independent Auditor's Report March 31, 2022

Side 2 av 2



**INTEGR8 FUELS OSLO AS**  
**NOTES TO THE FINANCIAL STATEMENTS**  
**for the year ended 31 March 2022**

**1 Basis of preparation**

The financial statements have been prepared in accordance with International Financial Reporting Standards ("IFRS") as adopted by the EU. The following are the principal accounting policies used by the company, unless otherwise stated:

**1.1 Revenue recognition**

Revenue comprises of vessel earnings, commissions and fees earned, exclusive of Value Added Tax. Revenue is measured at the fair value of the consideration received or receivable. Provided it is probable that the economic benefits will flow to the company and the revenue and costs, if applicable, can be measured reliably, revenue is recognised in profit or loss as follows:

*Bunker Trading*

Bunker trading revenue is recognised when the significant risks and rewards of ownership of the bunkers have been transferred to the customer.

*Brokerage commissions*

Revenue from brokerage commissions are recognised when the sale which gave rise to this revenue takes place.

**1.2 Property, plant and equipment**

Each class of property, plant and equipment is carried at cost less, where applicable, any accumulated depreciation and impairment losses. The cost of an asset comprises its purchase price and any directly attributable costs of bringing the asset to working condition for its intended use. Expenditure for additions, improvements and renewals are capitalised and expenditure for maintenance and repairs are charged to the statement of comprehensive income. When assets are sold or retired, their costs and accumulated depreciation are removed from the financial statements and any gains or losses resulting from their disposal are included in the profit or loss for the year.

Depreciation is calculated on the straight-line method to write off the cost of each asset, to their residual values over their estimated useful lives. The annual depreciation rates applicable to each category of property, plant and equipment are as follows:

- |                                 |      |
|---------------------------------|------|
| • Furniture and fittings        | 20 % |
| • Computer and office equipment | 33 % |

The company reviews property, plant and equipment for impairment annually and whenever events or changes in circumstances indicate that the carrying amount of the assets may not be fully recoverable. The recoverable amount is the higher of an asset's net selling price and value in use based on estimated future cash flows. Provision for impairment in value of property, plant and equipment is included in the profit or loss for the year.

**1.3 Leased assets**

At the inception of the contract, the group assesses if the contract contains a lease. A contract contains a lease if the contract conveys the right to control the use of an identified asset for a period of time in exchange for consideration. Reassessment is only required when the terms and conditions of the contract are changed.

The group recognises right-of-use assets and lease liabilities at the date which the underlying assets become available for use. Right-of-use assets are measured at cost, which comprises the initial measurement of lease liabilities adjusted for any lease payments made at or before the commencement dates, plus any initial direct costs incurred and an estimate of restoration costs, less any lease incentives received. Any initial direct costs that would not have been incurred if the lease had not been obtained are added to the carrying amount of the right-of-use assets.



**INTEGR8 FUELS OSLO AS**  
**NOTES TO THE FINANCIAL STATEMENTS**  
**for the year ended 31 March 2022**

Right-of-use assets are subsequently depreciated using the straight-line method from the commencement dates to the earlier of the end of the useful lives of the right-of-use assets or the end of the lease terms. The estimated useful lives of right-of-use assets are determined on the same basis as those of property, plant and equipment. In addition, the right-of-use assets are periodically reduced by impairment losses, if any, and adjusted for certain remeasurements of the corresponding lease liabilities.

The initial measurement of lease liabilities is measured at the present value of the lease payments discounted using the implicit rate in the lease, if the rate can be readily determined. If that rate cannot be readily determined, the group uses its incremental borrowing rate.

Lease payments included in the measurement of the lease liability comprise the following:

- Fixed payments (including in-substance fixed payments), less any lease incentives receivables;
- Variable lease payments that are based on an index or a rate, initially measured using the index or rate as at the commencement date;
- Amounts expected to be payable under residual value guarantees;
- The exercise price of a purchase option if it is reasonably certain to exercise the option; and
- Payment of penalties for terminating the lease, if the lease term reflects the group exercising that option.

When lease liabilities are remeasured, corresponding adjustments are made against the right-of-use assets. If the carrying amounts of the right-of-use assets have been reduced to zero, the adjustments recorded in profit or loss. The group has elected not to recognise right-of-use assets and lease liabilities for short-term leases that have lease terms of 12 months or less, as well as leases of low value assets, except in the case of sub-lease arrangements. Lease payments relating to these leases are expensed to profit or loss on a straight-line basis over the lease term.

Variable lease payments that are based on an index or a rate are include in the measurement of the corresponding right-of-use assets and lease liabilities. Other variable lease payments are recognised in profit or loss when incurred.

#### **1.4 Taxation**

Deferred tax is provided using the liability method in full on temporary differences which result in an obligation at the reporting date to pay more tax, or a right to pay less tax, at a future date, at rates that are expected to apply when they crystallise based on current tax rates and law. Temporary differences arise from the inclusion of items of income and expenditure in taxation computations in periods different from those in which they are included in the financial statements.

Deferred tax assets are recognised for all deductible temporary differences, to the extent that it is probable that taxable profit will be available against which the deductible temporary differences can be utilised.

Deferred tax assets and liabilities are measured at the tax rates that are expected to apply to the period when the asset is realised or the liability is settled, based on tax rates that have been enacted or substantively enacted at the reporting date. Deferred tax assets and liabilities are not discounted.

#### **1.5 Pension scheme arrangements**

##### *Defined contribution plans*

The company operates a defined contribution pension scheme for the benefit of its employees. The funds for the scheme are administered by trustees and are separate from the company. Contributions to a defined contribution plan in respect of service in a particular period are recognised as an expense in that period.



**INTEGR8 FUELS OSLO AS**  
**NOTES TO THE FINANCIAL STATEMENTS**  
**for the year ended 31 March 2022**

**1.6 Financial Instruments**

Financial assets and liabilities are recognised in the company's statement of financial position when the company has become a party to the contractual provisions of the instrument.

*Trade receivables*

Trade receivables are stated at their nominal values. Appropriate allowances for estimated irrecoverable amounts are recognised in the profit or loss for the year when there is evidence that the asset is impaired.

*Cash and cash equivalents*

Cash and cash equivalents comprise cash in hand and on deposit with banks.

*Trade payables*

Trade payables are initially measured at fair value, and are subsequently measured at amortised cost, using the effective interest rate method.

*Equity instruments*

Equity instruments are recorded at the proceeds received, net of direct issue costs.

**1.7 Foreign currency translation**

(a) Functional and presentation currency

Items included in the financial statements of the company are measured using the currency of the primary economic environment in which the company operates (the "functional currency"). The financial statements of the company are presented in United States Dollars (U.S. Dollars), which the directors consider to be the company's functional currency.

(b) Translation and balances

Monetary assets and liabilities in foreign currencies are translated into U.S. Dollars at the rates of exchange ruling at the reporting date. Transactions in foreign currencies are translated into U.S. Dollars at the rate of exchange ruling at the date of transaction. Exchange differences are taken into account in arriving at the operating result.

The U.S. Dollars/Norwegian Krone spot rate applicable at the reporting date was 8.7479 (2021: 8.53893) and the yearly average rate was 8.68 (2021: 9.17).

**1.8 Critical accounting judgements and key sources of estimation uncertainty**

The preparation of financial statements in conformity with IFRS requires the directors to exercise judgement in the process of applying the company's accounting policies. It also requires the use of estimates and assumptions that affect the reported amounts of assets and liabilities and disclosure of contingent assets and liabilities at the date of the financial statements and the reported amounts of revenues and expenses during the financial year. Although these estimates are based on the directors' best knowledge of current events and actions, actual results may ultimately differ from these estimates.

There are no critical accounting judgements concerning the future or key sources of estimation uncertainty at the reporting date that have a significant risk of causing a material adjustment to the financial statements, other than with respect to the recoverability of debtor balances.

Provisions are made for any outstanding debtor balances where the directors consider that it is more likely than not that the balances will be irrecoverable.



**INTEGR8 FUELS OSLO AS**  
**NOTES TO THE FINANCIAL STATEMENTS**  
**for the year ended 31 March 2022**

**2. Adoption of new and revised International Financial Reporting Standards**

In the current period, the company had adopted all of the new and revised Standards and Interpretations issued by the International Accounting Standards Board (the IASB) and the International Financial Reporting Interpretations Committee (IFRIC) of the IASB that are relevant to its operations and effective for accounting periods beginning on or before 11 November 2009.

**2.1 New interpretations and revised standards effective for the year ended 31 March 2022**

The company has adopted all interpretations and standards effective for the period ended 31 March 2022.

**2.2 Standards and interpretations in issue but not yet effective**

The International Accounting Standards Board ("IASB") and International Financial Reporting Interpretations Committee ("IFRIC") have issued revisions to a number of existing standards and new interpretations with an effective date of implementation after the date of these financial statements.

The directors do not anticipate that the adoption of these revised standards and interpretations will have a material impact on the figures included in the financial statements in the period of initial application other than the following:

**IFRS 9 Financial instruments**

The standard makes substantial changes to the recognition and measurement of financial assets and financial liabilities and de-recognition of financial assets. There will only be three categories of financial assets whereby financial assets are recognised at either fair value through profit or loss, fair value through other comprehensive income or measured at amortised cost. On adoption of the standard, the company will have to re-determine the classification of its financial assets based on the business model for each category of financial asset. This is not considered likely to give rise to any significant adjustments. There will only be three categories of financial assets whereby financial assets are recognised at either fair value through profit or loss, fair value through other comprehensive income or measured at amortised cost. On adoption of the standard, the Group will have to re-determine the classification of its financial assets based on the business model for each category of financial asset. This is not considered likely to give rise to any significant adjustments.

The principal change to the measurement of financial assets measured at amortised cost or fair value through other comprehensive income is that impairments will be recognised on an expected loss basis compared to the current incurred loss approach. As such, where there are expected to be credit losses these are recognised in profit or loss. For financial assets measured at amortised cost the carrying amount of the asset is reduced for the loss allowance. For financial assets measured at fair value through other comprehensive income the loss allowance is recognised in other comprehensive income and does not reduce the carrying amount of the financial assets.

Most financial liabilities will continue to be carried at amortised cost, however, some financial liabilities will be required to be measured at fair value through profit and loss (for example derivatives) with change in the liabilities' credit risk to be recognised in other comprehensive income.

The standard is effective for accounting periods beginning on or after 1st July 2018.

**IFRS 15 Revenue from contracts with customers.**

The standard has been developed to provide a comprehensive set of principles in presenting the nature, amount, timing and uncertainty of revenue and cash flows arising from a contract with a customer. The standard is based around five steps in recognising revenue:

1. Identify the contract with the customer;
2. Identify the performance obligations in the contract;
3. Determine the transaction price;
4. Allocate the transaction price;
5. Recognise revenue when a performance obligation is satisfied.



**INTEGR8 FUELS OSLO AS**  
**NOTES TO THE FINANCIAL STATEMENTS**  
**for the year ended 31 March 2022**

On application of the standard the disclosures are likely to increase. The standard includes principles on disclosing the nature, amount, timing and uncertainty of revenue and cash flows arising from contracts with customers, by providing qualitative and quantitative information.

The company does not expect a material impact on the financial statements from the adoption of this standard.

The standard is effective for accounting periods beginning on or after 1 January 2018.

IFRS 16 Leases

The standard makes substantial changes to the recognition and measurement of leases by lessees. On adoption of the standard, lessees, with certain exceptions for short term or low value leases, will be required to recognise all leased assets on their balance sheet as 'right-of-use assets' with a corresponding lease liability. This is likely to significantly increase the asset and liability balances recognised in the balance sheet. In addition to the re-measurements required, on application of the standard, the disclosures are likely to increase. The standard includes principles on disclosing the nature, amount, timing and variability of lease payments and cash flows, by providing qualitative and quantitative information.

The requirements for lessors are substantially unchanged although the disclosures are also likely to increase.

The company has neither, as yet, evaluated the full extent of the impact that the standard will have on its financial statements, nor the transitional provisions which may be utilised and does not intend to early-adopt the standard.

The standard is effective for periods beginning on or after 1 January 2019.

**3. Property, plant and equipment**

	Furniture and fittings USD	2022 Computer and office equipment USD	Total USD	Furniture and fittings USD	2021 Computer and office equipment USD	Total USD
<i>Cost</i>						
At period beginning	31,950	59,513	91,463	31,950	59,513	91,463
At period end	<u>31,950</u>	<u>59,513</u>	<u>91,463</u>	<u>31,950</u>	<u>59,513</u>	<u>91,463</u>
<i>Depreciation</i>						
At period beginning	25,755	59,173	84,928	23,077	56,594	79,671
Charge for the year	<u>2,678</u>	<u>339</u>	<u>3,017</u>	<u>2,678</u>	<u>2,579</u>	<u>5,257</u>
At period end	<u>28,433</u>	<u>59,512</u>	<u>87,945</u>	<u>25,755</u>	<u>59,173</u>	<u>84,928</u>
<i>Net book value</i>						
At 31 March	<u>3,517</u>	<u>1</u>	<u>3,518</u>	<u>6,195</u>	<u>340</u>	<u>6,535</u>

**4. Right-of-use asset**

	Cost / valuation	2022 Accumulated amortisation	Carrying value	Cost / valuation	2021 Accumulated amortisation	Carrying value
Right of use of asset						
- Cost	108,260	101,994	6,266	106,228	65,019	41,209



**INTEGR8 FUELS OSLO AS**  
**NOTES TO THE FINANCIAL STATEMENTS**  
**for the year ended 31 March 2022**

	<b>2022</b>	<b>2021</b>
	<b>USD</b>	<b>USD</b>
<b>5. Trade and other receivables</b>		
Trade receivables	12,505	105,242
VAT recoverable	29,664	25,753
Other receivables	31,159	64,503
Prepayments and accrued income	785,090	26,181
	<u>858,418</u>	<u>221,679</u>
<b>6. Cash and cash equivalents</b>		
Cash and cash equivalents includes the following restricted amounts:		
Deducted employees tax	18,902	13,244
Office Rent deposit	36,154	37,472
	<u>55,056</u>	<u>50,716</u>
<b>7. Issued capital</b>		
<i>Comprising:</i>		
Authorised		
10,000 Ordinary shares of NOK 100 each	<u>171,216</u>	<u>171,216</u>
Issued		
10,000 Ordinary shares of NOK 100 each	<u>171,216</u>	<u>171,216</u>
100% of the issued ordinary shares are held by Integr8 Fuels Europe Ltd (incorporated in England & Wales). None of the board members or directors owns shares in the company.		
<b>8. Lease liability</b>		
Lease liability discounted at incremental rate borrowing as at 1 April 2021	33,388	62,181
Add: Interest on lease liability	1,346	3,354
Less: Lease liability and interest paid	(30,707)	(32,147)
Add: Remeasurement of lease liability	2,033	-
	<u>6,060</u>	<u>33,388</u>
Less: Current portion included in lease liability	<u>(6,060)</u>	<u>(33,388)</u>
<b>9. Intercompany payable</b>		
Advance from related party	<u>2,593,924</u>	<u>3,393,025</u>
The advance is interest free and has no fixed terms of repayment (see note 16).		



**INTEGR8 FUELS OSLO AS**  
**NOTES TO THE FINANCIAL STATEMENTS**  
**for the year ended 31 March 2022**

	<b>2022</b>	<b>2021</b>
	<b>USD</b>	<b>USD</b>
<b>10. Deferred tax</b>		
Balance at end of year	<u>-</u>	<u>-</u>
No provision has been made for deferred taxation as it is uncertain that suitable future taxable profits will arise. If provision had been made the deferred tax assets and liabilities would have comprised of:		
Capital allowances	1,927	2,289
Trading losses carried forward	348,825	410,819
Other timing differences	2,501	1,432
	<u>353,253</u>	<u>414,540</u>
<b>11. Trade and other payables</b>		
Trade payables	10,169	1,609
Accruals	27,237	17,042
Other payables	272,969	426,409
Intercompany payables (see note 16)	3,053	-
	<u>313,428</u>	<u>445,060</u>
<b>12. Gross revenue</b>		
Gross revenue comprises turnover, which excludes value-added tax and represents the invoiced value of goods and services supplied.		
Total revenue comprises:		
Bunker Trade	465,259	2,062,606
Commissions	1,190,207	802,942
	<u>1,655,466</u>	<u>2,865,548</u>
<b>13. Staff costs</b>		
Salaries and wages	559,296	651,217
Social security costs	106,447	54,336
Other employee costs	61,365	51,661
	<u>727,108</u>	<u>757,214</u>
<i>Director's emoluments</i>		
Salaries and wages	159,336	147,730
Pension costs	44,609	34,570
	<u>203,945</u>	<u>182,300</u>
One director is accruing benefits under a defined benefit pension scheme.		
The average monthly number of employees during the period was 3.		



INTEGR8 FUELS OSLO AS  
NOTES TO THE FINANCIAL STATEMENTS  
for the year ended 31 March 2022

	2022 USD	2021 USD
<b>14. Operating profit</b>		
<i>Operating profit is stated after:</i>		
<b>Expenditure</b>		
Auditors' remuneration	18,804	14,128
• Audit fee	17,411	12,844
• Other services	1,393	1,284
Depreciation		
• Property, plant and equipment	3,017	5,257
• Right-of-use assets: office rental	36,976	35,427
Lease rentals		
• Premises	8,930	7,929
(Profit)/loss on foreign exchange	(11,151)	(94,543)

**15. Taxation**

No provision has been made for 2022 taxation as the company has no taxable income.

**16. Related parties**

The immediate parent company is Integr8 Fuels Europe (incorporated in England and Wales). The intermediate holding company is Integr8 Fuels Holdings Inc (incorporated in Marshall Islands) and the ultimate holding company of the group is Navig8 Limited (incorporated in Jersey).

During the period, the company entered into the following transactions with related parties:

	Sales to related parties USD	Purchases from related parties USD	Amounts owed by related parties USD	Amounts owed to related parties USD
Subsidiaries of Navig8 Limited & Integr8 Fuels Holdings Inc				
2022	518,361	16,071	8,612	2,596,977
2021	<u>751,307</u>	<u>16,802</u>	<u>89,933</u>	<u>3,393,025</u>

Sales to related parties consisted of bunkers supplied to related parties and fees for marine fuel brokerage services. Both were made at normal market prices.

The amounts outstanding are unsecured. No guarantees have been given or received.



**INTEGR8 FUELS OSLO AS**  
**NOTES TO THE FINANCIAL STATEMENTS**  
**for the year ended 31 March 2022**

	<b>2022</b>	<b>2021</b>
	<b>USD</b>	<b>USD</b>
<b>17. Notes to the cash flow statement</b>		
<b>17.1 Cash (utilised in)/generated by operating activities</b>		
Net profit	252,410	122,833
Adjustments for:		
Depreciation and amortisation	39,993	40,684
Investment income	(4)	(684)
Finance costs	1,346	3,354
	<u>293,745</u>	<u>166,187</u>
<i>Movements in working capital</i>		
(Increase)/decrease in accounts receivable	(636,739)	1,775,316
Decrease in accounts payable	(131,632)	(223,063)
	<u>(474,626)</u>	<u>1,718,440</u>



**INTEGR8 FUELS OSLO AS**  
**CASH FLOW STATEMENT**  
**for the year 31 March 2022**

	Notes	2022 USD	2021 USD
<b>Cash flows from operating activities</b>			
Cash (utilised in)/generated by operating activities	17.1	(474,626)	1,718,440
Interest paid		(1,346)	(3,354)
Net cash from/(used in) operating activities		(475,972)	1,715,086
<b>Cash flows from investing activities</b>			
Interest received		4	684
		4	684
<b>Cash flows from financing activities</b>			
Loans repaid		(828,462)	(1,612,127)
Principle payment of lease liabilities		(799,101)	(1,583,334)
		(29,361)	(28,793)
(Decrease)/increase in cash and cash equivalents		(1,304,430)	103,643
Cash and cash equivalents at beginning of the year		1,629,517	1,525,874
Cash and cash equivalents at end of the year		325,087	1,629,517



**INTEGR8 FUELS OSLO AS**  
**formerly Integra Fuels Oslo AS**  
**Registration number 823 389 272**  
**FINANCIAL STATEMENTS**  
**for the year 31 March 2022**



**INTEGR8 FUELS OSLO AS**  
**FINANCIAL STATEMENTS**  
**for the year 31 March 2022**

<b>Country of incorporation</b>	Norway
<b>Nature of business</b>	Marine fuel brokering and trading
<b>Directors</b>	Joakim Elvenes Jonathan Keats Philip Andrew Stone
<b>Registered office</b>	Strandveien 15 1366 Lysaker Norway 1366
<b>Auditors</b>	Moore AS Tullins gate 2 0166 Oslo
<b>Company number</b>	823 389 272



**INTEGR8 FUELS OSLO AS**  
**FINANCIAL STATEMENTS**  
**for the year 31 March 2022**

The reports and statements set out below comprise the financial statements presented to the shareholder:

<b>CONTENTS</b>	<b>Page</b>
Report of the directors	3 - 5
Statement of financial position	6
Statement of comprehensive income	7
Statement of changes in equity	8
Cash flow statement	9
Notes to the financial statements	10 - 18



**INTEGR8 FUELS OSLO AS  
REPORT OF THE DIRECTORS  
for the year 31 March 2022**

The directors present their report for the year 31 March 2022.

**1. Principal activity and general review**

The company was incorporated on 15 April 2010. The principal activity of the company during the period was marine fuel brokerage and trade in marine fuels. The immediate parent company is Integr8 Fuels Europe Ltd (incorporated in England and Wales) and the ultimate holding company of the group is Navig8 Limited (incorporated in Bermuda).

The company is located in Strandveien 15, 1366 Lysaker, Norway.

**2. Business and operations**

The company's business and operations and the results thereof are clearly reflected in the attached financial statements. No material fact or circumstance has occurred between the accounting date and the date of this report.

**3. Financial results**

The company's profit on ordinary activities after taxation for the year amounted to USD 252,410. (2021: profit of USD 122,833).

**4. Going concern**

Based on the company's economic and market position, the management confirms that the company fulfils the requirement necessary to operate as a going concern and that the financial statements for the period ended 31 March 2022 has been prepared on this basis. While these financial reports do reflect a deficit, guarantees have been provided by the Parent to sufficiently ensure continuation of operations.

Since 31 March 2022 and the date of this report, no events have occurred that influence this judgement of the company as of 31 March 2022.

**5. Working environment**

During the year, there have been no reports of serious workplace accidents. The absence due to sickness is very low, and the working environment is considered to be good.

**6. Equal opportunities**

The company strives to offer equal opportunities to all, independent of gender and ethnic background.

**7. Environment**

The company does not pollute the environment.

**8. Research and development activities**

The company has not undertaken any research and development activities in the period.

**9. Board of directors and general manager  
insurance**

The board of directors and general manager are not insured for legal liabilities.



**INTEGR8 FUELS OSLO AS**  
**REPORT OF THE DIRECTORS**  
for the year 31 March 2022

**10. Financial risk**

The directors review and manage the key risks that could prevent the company from reaching its business objectives. This process covers all risk areas, including strategic, operational and financial risks. The key risks identified by management are as follows:

*Credit risk:*

Credit risk is the risk that a counterparty will fail to discharge its obligations and cause a financial loss. As part of the formal risk assessment process the credit risk of new customers is formally assessed. The counterparty's business activities, financial resources, trading and operational history are all taken into account in the assessment, to the extent this information is publicly available, together with reports from external credit agencies, stock market filings, and supplier reports on payment performance.

For cash and cash equivalents, credit risk exists to the extent that, at 31 March 2022, the company's cash resources were mainly placed with 1 financial institution (2021: 1 financial institution). Credit risk associated with cash and cash equivalents is considered to be limited because this financial institution is a well-established global bank with a credit rating of AA- assigned by international credit rating agency Standard and Poor.

*Liquidity risk:*

Liquidity risk is the risk that the company will encounter difficulties in meeting its obligations. The company's strategy is to have sufficient cash, cash equivalents or credit opportunities at any time to be able to finance its operations and investments for the foreseeable future. All liabilities are current and due within the next three months.

*Exchange-rate risk:*

The company's economic environment is the international shipping market. This market utilises the U.S. Dollar as its functional currency. The majority of the company's revenues are in U.S. Dollars and the majority of the operating expenses are in Norwegian Krone. Exposure to transaction risk arises because administration expenses are denominated in currencies other than the U.S. Dollar, the most significant of which is Norwegian Krone.

**11. Directors**

The directors of the company from the period of incorporation and up to the date of this report were as follows :

Joakim Elvenes	Norwegian, resigned 31 March 2022
Joakim Elvenes	Norwegian, appointed 31 March 2022
Jonathan Keats	British, appointed 27 October 2021
Philip Andrew Stone	British

**12. Statements of Directors' Responsibility**

The directors are responsible for preparing the Directors' Report and the financial statements in accordance with applicable law and regulations.

Company law requires the directors to prepare financial statements for each financial year. Under that law the directors have elected to prepare the financial statements in accordance with IFRS as adopted by the European Union and applicable law. The financial statements must, in accordance with IFRS as adopted by the European Union, present fairly the financial position and performance of the company; such references in the UK Companies Act 2006 to such financial statements giving a true and fair view are references to their achieving a fair presentation. Under company law directors must not approve the financial statements unless they are satisfied that they give a true and fair view. In preparing these financial statements, the directors are required to:

- select suitable accounting policies and then apply them consistently;
- make judgements and estimates that are reasonable and prudent;
- state whether the financial statements have been prepared in accordance with IFRS as adopted by the European Union;



**INTEGR8 FUELS OSLO AS**  
**REPORT OF THE DIRECTORS**  
for the year 31 March 2022

- prepare the financial statements on the going concern basis unless it is inappropriate to presume that the company will continue in business.


The directors are responsible for keeping adequate accounting records that are sufficient to show and explain the company's transactions and disclose with reasonable accuracy at any time the financial position of the company and enable them to ensure that the financial statements comply with the Companies Act. They are also responsible for safeguarding the assets of the company and hence for taking reasonable steps for the prevention and detection of fraud and other irregularities.


**13. Directors' Declaration**


Both of the persons who are directors at the time when this report is approved have confirmed that:

- so far as each director is aware, there is no relevant audit information of which the company's auditors are unaware; and
- each director has taken all the steps that ought to have been taken as a director, including making appropriate enquiries of the fellow director and the company's auditors for that purpose, in order to be aware of any information needed by the company's auditors in connection with preparing their report and to establish that the company's auditors are aware of that information.

By Order of the Board on 10 November 2022

  
\_\_\_\_\_  
Joakim Elvenes  
(Member of the Board/General Manager)

  
\_\_\_\_\_  
Jonathan Keats  
(Chairman of the Board)


  
\_\_\_\_\_  
Philip Andrew Stone  
(Member of the Board)





**INTEGR8 FUELS OSLO AS**  
**STATEMENT OF FINANCIAL POSITION**  
As at 31 March 2022

	Notes	2022 USD	2021 USD
<b>Assets</b>			
<b>Non-current assets</b>			
		9,784	47,744
Property, plant and equipment	3	3,518	6,535
Right-of-use asset	4	6,266	41,209
<b>Current assets</b>			
		1,183,506	1,851,197
Trade and other receivables	5	858,419	221,680
Cash and cash equivalents	6	325,087	1,629,517
<b>Total assets</b>		<u>1,193,290</u>	<u>1,898,941</u>
<b>Equity and liabilities</b>			
<b>Equity and reserves</b>			
		(1,720,122)	(1,972,532)
Issued capital	7	171,216	171,216
Retained earnings		(1,891,338)	(2,143,748)
<b>Current liabilities</b>			
		2,913,412	3,871,473
Intercompany payable	9	2,593,924	3,393,025
Trade and other payables	11	313,428	445,060
Lease liability	8	6,060	33,388
<b>Total equity and liabilities</b>		<u>1,193,290</u>	<u>1,898,941</u>

The financial statements which appear on pages 6 to 18 were approved by the directors on 10 November 2022 and signed on their behalf by:

  
\_\_\_\_\_  
Joakim Elvenes  
(Member of the Board/General Manager)

  
\_\_\_\_\_  
Jonathan Keats  
(Chairman of the Board)

  
\_\_\_\_\_  
Philip Andrew Stone  
(Member of the Board)



**INTEGR8 FUELS OSLO AS**  
**STATEMENT OF COMPREHENSIVE INCOME**  
**(CLASSIFICATION OF INCOME AND EXPENSES BY FUNCTION)**  
**for the year 31 March 2022**

	Notes	2022 USD	2021 USD
Gross revenue	12	1,655,465	2,865,547
Cost of sales		<u>433,686</u>	<u>1,901,706</u>
Gross profit		1,221,779	963,841
Other operating expenses		<u>(968,027)</u>	<u>(838,338)</u>
Operating profit	14	253,752	125,503
Investment income		4	684
Finance costs		<u>(1,346)</u>	<u>(3,354)</u>
Profit		252,410	122,833
Other comprehensive income:			
Other comprehensive income for the year		<u>-</u>	<u>-</u>
Total comprehensive income for the year		<u><u>252,410</u></u>	<u><u>122,833</u></u>



**INTEGR8 FUELS OSLO AS**  
**STATEMENT OF CHANGES IN EQUITY**  
**for the year 31 March 2022**

	<b>Share capital USD</b>	<b>Retained loss USD</b>	<b>Total USD</b>
Balance at 01 April 2020	171,216	(2,266,581)	(2,095,365)
Net profit for the year		122,833	122,833
Balance at 01 April 2021	171,216	(2,143,748)	(1,972,532)
Net profit for the year	-	252,410	252,410
Balance at 31 March 2022	171,216	(1,891,338)	(1,720,122)



**INTEGR8 FUELS OSLO AS**  
**CASH FLOW STATEMENT**  
for the year 31 March 2022

	Notes	2022 USD	2021 USD
<b>Cash flows from operating activities</b>			
Cash (utilised in)/generated by operating activities	17.1	(474,626)	1,718,440
Interest paid		(1,346)	(3,354)
Net cash from/(used in) operating activities		(475,972)	1,715,086
<b>Cash flows from investing activities</b>			
Interest received		4	684
		4	684
<b>Cash flows from financing activities</b>			
Loans repaid		(828,462)	(1,612,127)
Principle payment of lease liabilities		(799,101)	(1,583,334)
		(29,361)	(28,793)
(Decrease)/increase in cash and cash equivalents		(1,304,430)	103,643
Cash and cash equivalents at beginning of the year		1,629,517	1,525,874
Cash and cash equivalents at end of the year		325,087	1,629,517



**INTEGR8 FUELS OSLO AS**  
**NOTES TO THE FINANCIAL STATEMENTS**  
**for the year ended 31 March 2022**

**1 Basis of preparation**

The financial statements have been prepared in accordance with International Financial Reporting Standards ("IFRS") as adopted by the EU. The following are the principal accounting policies used by the company, unless otherwise stated:

**1.1 Revenue recognition**

Revenue comprises of vessel earnings, commissions and fees earned, exclusive of Value Added Tax. Revenue is measured at the fair value of the consideration received or receivable. Provided it is probable that the economic benefits will flow to the company and the revenue and costs, if applicable, can be measured reliably, revenue is recognised in profit or loss as follows:

*Bunker Trading*

Bunker trading revenue is recognised when the significant risks and rewards of ownership of the bunkers have been transferred to the customer.

*Brokerage commissions*

Revenue from brokerage commissions are recognised when the sale which gave rise to this revenue takes place.

**1.2 Property, plant and equipment**

Each class of property, plant and equipment is carried at cost less, where applicable, any accumulated depreciation and impairment losses. The cost of an asset comprises its purchase price and any directly attributable costs of bringing the asset to working condition for its intended use. Expenditure for additions, improvements and renewals are capitalised and expenditure for maintenance and repairs are charged to the statement of comprehensive income. When assets are sold or retired, their costs and accumulated depreciation are removed from the financial statements and any gains or losses resulting from their disposal are included in the profit or loss for the year.

Depreciation is calculated on the straight-line method to write off the cost of each asset, to their residual values over their estimated useful lives. The annual depreciation rates applicable to each category of property, plant and equipment are as follows:

- |                                 |      |
|---------------------------------|------|
| • Furniture and fittings        | 20 % |
| • Computer and office equipment | 33 % |

The company reviews property, plant and equipment for impairment annually and whenever events or changes in circumstances indicate that the carrying amount of the assets may not be fully recoverable. The recoverable amount is the higher of an asset's net selling price and value in use based on estimated future cash flows. Provision for impairment in value of property, plant and equipment is included in the profit or loss for the year.

**1.3 Leased assets**

At the inception of the contract, the group assesses if the contract contains a lease. A contract contains a lease if the contract conveys the right to control the use of an identified asset for a period of time in exchange for consideration. Reassessment is only required when the terms and conditions of the contract are changed.

The group recognises right-of-use assets and lease liabilities at the date which the underlying assets become available for use. Right-of-use assets are measured at cost, which comprises the initial measurement of lease liabilities adjusted for any lease payments made at or before the commencement dates, plus any initial direct costs incurred and an estimate of restoration costs, less any lease incentives received. Any initial direct costs that would not have been incurred if the lease had not been obtained are added to the carrying amount of the right-of-use assets.



**INTEGR8 FUELS OSLO AS**  
**NOTES TO THE FINANCIAL STATEMENTS**  
**for the year ended 31 March 2022**

Right-of-use assets are subsequently depreciated using the straight-line method from the commencement dates to the earlier of the end of the useful lives of the right-of-use assets or the end of the lease terms. The estimated useful lives of right-of-use assets are determined on the same basis as those of property, plant and equipment. In addition, the right-of-use assets are periodically reduced by impairment losses, if any, and adjusted for certain remeasurements of the corresponding lease liabilities.

The initial measurement of lease liabilities is measured at the present value of the lease payments discounted using the implicit rate in the lease, if the rate can be readily determined. If that rate cannot be readily determined, the group uses its incremental borrowing rate.

Lease payments included in the measurement of the lease liability comprise the following:

- Fixed payments (including in-substance fixed payments), less any lease incentives receivables;
- Variable lease payments that are based on an index or a rate, initially measured using the index or rate as at the commencement date;
- Amounts expected to be payable under residual value guarantees;
- The exercise price of a purchase option if it is reasonably certain to exercise the option; and
- Payment of penalties for terminating the lease, if the lease term reflects the group exercising that option.

When lease liabilities are remeasured, corresponding adjustments are made against the right-of-use assets. If the carrying amounts of the right-of-use assets have been reduced to zero, the adjustments recorded in profit or loss. The group has elected not to recognise right-of-use assets and lease liabilities for short-term leases that have lease terms of 12 months or less, as well as leases of low value assets, except in the case of sub-lease arrangements. Lease payments relating to these leases are expensed to profit or loss on a straight-line basis over the lease term.

Variable lease payments that are based on an index or a rate are include in the measurement of the corresponding right-of-use assets and lease liabilities. Other variable lease payments are recognised in profit or loss when incurred.

#### **1.4 Taxation**

Deferred tax is provided using the liability method in full on temporary differences which result in an obligation at the reporting date to pay more tax, or a right to pay less tax, at a future date, at rates that are expected to apply when they crystallise based on current tax rates and law. Temporary differences arise from the inclusion of items of income and expenditure in taxation computations in periods different from those in which they are included in the financial statements.

Deferred tax assets are recognised for all deductible temporary differences, to the extent that it is probable that taxable profit will be available against which the deductible temporary differences can be utilised.

Deferred tax assets and liabilities are measured at the tax rates that are expected to apply to the period when the asset is realised or the liability is settled, based on tax rates that have been enacted or substantively enacted at the reporting date. Deferred tax assets and liabilities are not discounted.

#### **1.5 Pension scheme arrangements**

##### *Defined contribution plans*

The company operates a defined contribution pension scheme for the benefit of its employees. The funds for the scheme are administered by trustees and are separate from the company. Contributions to a defined contribution plan in respect of service in a particular period are recognised as an expense in that period.



**INTEGR8 FUELS OSLO AS**  
**NOTES TO THE FINANCIAL STATEMENTS**  
**for the year ended 31 March 2022**

**1.6 Financial Instruments**

Financial assets and liabilities are recognised in the company's statement of financial position when the company has become a party to the contractual provisions of the instrument.

*Trade receivables*

Trade receivables are stated at their nominal values. Appropriate allowances for estimated irrecoverable amounts are recognised in the profit or loss for the year when there is evidence that the asset is impaired.

*Cash and cash equivalents*

Cash and cash equivalents comprise cash in hand and on deposit with banks.

*Trade payables*

Trade payables are initially measured at fair value, and are subsequently measured at amortised cost, using the effective interest rate method.

*Equity instruments*

Equity instruments are recorded at the proceeds received, net of direct issue costs.

**1.7 Foreign currency translation**

(a) Functional and presentation currency

Items included in the financial statements of the company are measured using the currency of the primary economic environment in which the company operates (the "functional currency"). The financial statements of the company are presented in United States Dollars (U.S. Dollars), which the directors consider to be the company's functional currency.

(b) Translation and balances

Monetary assets and liabilities in foreign currencies are translated into U.S. Dollars at the rates of exchange ruling at the reporting date. Transactions in foreign currencies are translated into U.S. Dollars at the rate of exchange ruling at the date of transaction. Exchange differences are taken into account in arriving at the operating result.

The U.S. Dollars/Norwegian Krone spot rate applicable at the reporting date was 8.7479 (2021: 8.53893) and the yearly average rate was 8.68 (2021: 9.17).

**1.8 Critical accounting judgements and key sources of estimation uncertainty**

The preparation of financial statements in conformity with IFRS requires the directors to exercise judgement in the process of applying the company's accounting policies. It also requires the use of estimates and assumptions that affect the reported amounts of assets and liabilities and disclosure of contingent assets and liabilities at the date of the financial statements and the reported amounts of revenues and expenses during the financial year. Although these estimates are based on the directors' best knowledge of current events and actions, actual results may ultimately differ from these estimates.

There are no critical accounting judgements concerning the future or key sources of estimation uncertainty at the reporting date that have a significant risk of causing a material adjustment to the financial statements, other than with respect to the recoverability of debtor balances.

Provisions are made for any outstanding debtor balances where the directors consider that it is more likely than not that the balances will be irrecoverable.



**INTEGR8 FUELS OSLO AS**  
**NOTES TO THE FINANCIAL STATEMENTS**  
**for the year ended 31 March 2022**

**2. Adoption of new and revised International Financial Reporting Standards**

In the current period, the company had adopted all of the new and revised Standards and Interpretations issued by the International Accounting Standards Board (the IASB) and the International Financial Reporting Interpretations Committee (IFRIC) of the IASB that are relevant to its operations and effective for accounting periods beginning on or before 11 November 2009.

**2.1 New interpretations and revised standards effective for the year ended 31 March 2022**

The company has adopted all interpretations and standards effective for the period ended 31 March 2022.

**2.2 Standards and interpretations in issue but not yet effective**

The International Accounting Standards Board ("IASB") and International Financial Reporting Interpretations Committee ("IFRIC") have issued revisions to a number of existing standards and new interpretations with an effective date of implementation after the date of these financial statements.

The directors do not anticipate that the adoption of these revised standards and interpretations will have a material impact on the figures included in the financial statements in the period of initial application other than the following:

**IFRS 9 Financial instruments**

The standard makes substantial changes to the recognition and measurement of financial assets and financial liabilities and de-recognition of financial assets. There will only be three categories of financial assets whereby financial assets are recognised at either fair value through profit or loss, fair value through other comprehensive income or measured at amortised cost. On adoption of the standard, the company will have to re-determine the classification of its financial assets based on the business model for each category of financial asset. This is not considered likely to give rise to any significant adjustments. There will only be three categories of financial assets whereby financial assets are recognised at either fair value through profit or loss, fair value through other comprehensive income or measured at amortised cost. On adoption of the standard, the Group will have to re-determine the classification of its financial assets based on the business model for each category of financial asset. This is not considered likely to give rise to any significant adjustments.

The principal change to the measurement of financial assets measured at amortised cost or fair value through other comprehensive income is that impairments will be recognised on an expected loss basis compared to the current incurred loss approach. As such, where there are expected to be credit losses these are recognised in profit or loss. For financial assets measured at amortised cost the carrying amount of the asset is reduced for the loss allowance. For financial assets measured at fair value through other comprehensive income the loss allowance is recognised in other comprehensive income and does not reduce the carrying amount of the financial assets.

Most financial liabilities will continue to be carried at amortised cost, however, some financial liabilities will be required to be measured at fair value through profit and loss (for example derivatives) with change in the liabilities' credit risk to be recognised in other comprehensive income.

The standard is effective for accounting periods beginning on or after 1st July 2018.

**IFRS 15 Revenue from contracts with customers.**

The standard has been developed to provide a comprehensive set of principles in presenting the nature, amount, timing and uncertainty of revenue and cash flows arising from a contract with a customer. The standard is based around five steps in recognising revenue:

1. Identify the contract with the customer;
2. Identify the performance obligations in the contract;
3. Determine the transaction price;
4. Allocate the transaction price;
5. Recognise revenue when a performance obligation is satisfied.



**INTEGR8 FUELS OSLO AS**  
**NOTES TO THE FINANCIAL STATEMENTS**  
**for the year ended 31 March 2022**

On application of the standard the disclosures are likely to increase. The standard includes principles on disclosing the nature, amount, timing and uncertainty of revenue and cash flows arising from contracts with customers, by providing qualitative and quantitative information.

The company does not expect a material impact on the financial statements from the adoption of this standard.

The standard is effective for accounting periods beginning on or after 1 January 2018.

IFRS 16 Leases

The standard makes substantial changes to the recognition and measurement of leases by lessees. On adoption of the standard, lessees, with certain exceptions for short term or low value leases, will be required to recognise all leased assets on their balance sheet as 'right-of-use assets' with a corresponding lease liability. This is likely to significantly increase the asset and liability balances recognised in the balance sheet. In addition to the re-measurements required, on application of the standard, the disclosures are likely to increase. The standard includes principles on disclosing the nature, amount, timing and variability of lease payments and cash flows, by providing qualitative and quantitative information.

The requirements for lessors are substantially unchanged although the disclosures are also likely to increase.

The company has neither, as yet, evaluated the full extent of the impact that the standard will have on its financial statements, nor the transitional provisions which may be utilised and does not intend to early-adopt the standard.

The standard is effective for periods beginning on or after 1 January 2019.

**3. Property, plant and equipment**

	Furniture and fittings USD	2022 Computer and office equipment USD	Total USD	Furniture and fittings USD	2021 Computer and office equipment USD	Total USD
<i>Cost</i>						
At period beginning	31,950	59,513	91,463	31,950	59,513	91,463
At period end	<u>31,950</u>	<u>59,513</u>	<u>91,463</u>	<u>31,950</u>	<u>59,513</u>	<u>91,463</u>
<i>Depreciation</i>						
At period beginning	25,755	59,173	84,928	23,077	56,594	79,671
Charge for the year	<u>2,678</u>	<u>339</u>	<u>3,017</u>	<u>2,678</u>	<u>2,579</u>	<u>5,257</u>
At period end	<u>28,433</u>	<u>59,512</u>	<u>87,945</u>	<u>25,755</u>	<u>59,173</u>	<u>84,928</u>
<i>Net book value</i>						
At 31 March	<u>3,517</u>	<u>1</u>	<u>3,518</u>	<u>6,195</u>	<u>340</u>	<u>6,535</u>

**4. Right-of-use asset**

	Cost / valuation	2022 Accumulated amortisation	Carrying value	Cost / valuation	2021 Accumulated amortisation	Carrying value
Right of use of asset						
- Cost	108,260	101,994	6,266	106,228	65,019	41,209



**INTEGR8 FUELS OSLO AS**  
**NOTES TO THE FINANCIAL STATEMENTS**  
**for the year ended 31 March 2022**

	<b>2022</b>	<b>2021</b>
	<b>USD</b>	<b>USD</b>
<b>5. Trade and other receivables</b>		
Trade receivables	12,505	105,242
VAT recoverable	29,664	25,753
Other receivables	31,159	64,503
Prepayments and accrued income	785,090	26,181
	<u>858,418</u>	<u>221,679</u>
<b>6. Cash and cash equivalents</b>		
Cash and cash equivalents includes the following restricted amounts:		
Deducted employees tax	18,902	13,244
Office Rent deposit	36,154	37,472
	<u>55,056</u>	<u>50,716</u>
<b>7. Issued capital</b>		
<i>Comprising:</i>		
Authorised		
10,000 Ordinary shares of NOK 100 each	<u>171,216</u>	<u>171,216</u>
Issued		
10,000 Ordinary shares of NOK 100 each	<u>171,216</u>	<u>171,216</u>
100% of the issued ordinary shares are held by Integr8 Fuels Europe Ltd (incorporated in England & Wales). None of the board members or directors owns shares in the company.		
<b>8. Lease liability</b>		
Lease liability discounted at incremental rate borrowing as at 1 April 2021	33,388	62,181
Add: Interest on lease liability	1,346	3,354
Less: Lease liability and interest paid	(30,707)	(32,147)
Add: Remeasurement of lease liability	2,033	-
	<u>6,060</u>	<u>33,388</u>
Less: Current portion included in lease liability	<u>(6,060)</u>	<u>(33,388)</u>
<b>9. Intercompany payable</b>		
Advance from related party	<u>2,593,924</u>	<u>3,393,025</u>
The advance is interest free and has no fixed terms of repayment (see note 16).		



**INTEGR8 FUELS OSLO AS**  
**NOTES TO THE FINANCIAL STATEMENTS**  
**for the year ended 31 March 2022**

	<b>2022</b>	<b>2021</b>
	<b>USD</b>	<b>USD</b>
<b>10. Deferred tax</b>		
Balance at end of year	<u>-</u>	<u>-</u>
No provision has been made for deferred taxation as it is uncertain that suitable future taxable profits will arise. If provision had been made the deferred tax assets and liabilities would have comprised of:		
Capital allowances	1,927	2,289
Trading losses carried forward	348,825	410,819
Other timing differences	2,501	1,432
	<u>353,253</u>	<u>414,540</u>
<b>11. Trade and other payables</b>		
Trade payables	10,169	1,609
Accruals	27,237	17,042
Other payables	272,969	426,409
Intercompany payables (see note 16)	3,053	-
	<u>313,428</u>	<u>445,060</u>
<b>12. Gross revenue</b>		
Gross revenue comprises turnover, which excludes value-added tax and represents the invoiced value of goods and services supplied.		
Total revenue comprises:		
Bunker Trade	465,259	2,062,606
Commissions	1,190,207	802,942
	<u>1,655,466</u>	<u>2,865,548</u>
<b>13. Staff costs</b>		
Salaries and wages	559,296	651,217
Social security costs	106,447	54,336
Other employee costs	61,365	51,661
	<u>727,108</u>	<u>757,214</u>
<i>Director's emoluments</i>		
Salaries and wages	159,336	147,730
Pension costs	44,609	34,570
	<u>203,945</u>	<u>182,300</u>
One director is accruing benefits under a defined benefit pension scheme.		
The average monthly number of employees during the period was 3.		



**INTEGR8 FUELS OSLO AS**  
**NOTES TO THE FINANCIAL STATEMENTS**  
**for the year ended 31 March 2022**

	<b>2022</b>	<b>2021</b>
	<b>USD</b>	<b>USD</b>
<b>14. Operating profit</b>		
<i>Operating profit is stated after:</i>		
<b>Expenditure</b>		
Auditors' remuneration	18,804	14,128
• Audit fee	17,411	12,844
• Other services	1,393	1,284
Depreciation		
• Property, plant and equipment	3,017	5,257
• Right-of-use assets: office rental	36,976	35,427
Lease rentals		
• Premises	8,930	7,929
(Profit)/loss on foreign exchange	(11,151)	(94,543)

**15. Taxation**

No provision has been made for 2022 taxation as the company has no taxable income.

**16. Related parties**

The immediate parent company is Integr8 Fuels Europe (incorporated in England and Wales). The intermediate holding company is Integr8 Fuels Holdings Inc (incorporated in Marshall Islands) and the ultimate holding company of the group is Navig8 Limited (incorporated in Jersey).

During the period, the company entered into the following transactions with related parties:

		Sales to related parties	Purchases from related parties	Amounts owed by related parties	Amounts owed to related parties
		USD	USD	USD	USD
Subsidiaries of Navig8 Limited & Integr8 Fuels Holdings Inc	2022	518,361	16,071	8,612	2,596,977
	2021	751,307	16,802	89,933	3,393,025

Sales to related parties consisted of bunkers supplied to related parties and fees for marine fuel brokerage services. Both were made at normal market prices.

The amounts outstanding are unsecured. No guarantees have been given or received.



**INTEGR8 FUELS OSLO AS**  
**NOTES TO THE FINANCIAL STATEMENTS**  
**for the year ended 31 March 2022**

	<b>2022</b>	<b>2021</b>
	<b>USD</b>	<b>USD</b>
<b>17. Notes to the cash flow statement</b>		
<b>17.1 Cash (utilised in)/generated by operating activities</b>		
Net profit	252,410	122,833
Adjustments for:		
Depreciation and amortisation	39,993	40,684
Investment income	(4)	(684)
Finance costs	1,346	3,354
	<u>293,745</u>	<u>166,187</u>
<i>Movements in working capital</i>		
(Increase)/decrease in accounts receivable	(636,739)	1,775,316
Decrease in accounts payable	(131,632)	(223,063)
	<u>(474,626)</u>	<u>1,718,440</u>



## Skattedirektoratet

Saksbehandler	Deres dato	Vår dato
Torstein Kinden Helleland	11.06.2012	28.06.2012
Telefon	Deres referanse	Vår referanse
22078139	Knut Bjørnebye	2012/430767

INTEGRA FUELS OSLO AS  
Lysaker Torg 5  
1324 LYSAKER

## Tillatelse til å utarbeide årsregnskap og årsberetning på engelsk språk for Integra Fuels Oslo AS, org. nr. 895 425 532

Det vises til deres brev av 11. juni 2012 samt telefonsamtale i sakens anledning. Det søkes om dispensasjon fra kravet til å utarbeide årsregnskap og årsberetning på norsk språk Integra Fuels Oslo AS.

Skattedirektoratet gir på bakgrunn av en konkret helhetsvurdering Integra Fuels Oslo AS dispensasjon fra kravet til å utarbeide årsregnskap og årsberetning på norsk språk, jf. regnskapsloven § 3-4 tredje ledd.

Dispensasjonen forutsetter at opplysningene som vedtaket baserer seg på ikke endres vesentlig.

### Bakgrunn

Integra Fuels Oslo AS er et shippingsselskap og inngår i et internasjonalt konsern. Konsernspissen er Integra Fuels Holding som er hjemmehørende på Marshall Islands. Selskapet opererer i en bransje av sterk internasjonal karakter. Alle sentrale aktører og samarbeidspartnere innen denne bransjen behersker og benytter engelsk. Selskapet benytter engelsk som arbeidsspråk. En norsk oversettelse vil kun ha til formål å oppfylle regnskapslovens språkkrav.

### Skattedirektoratets vurdering

Etter regnskapsloven § 3-4 tredje ledd skal "årsregnskapet og årsberetningen ... være på norsk. Departementet kan ved ... enkeltvedtak bestemme at årsregnskapet og/eller årsberetningen kan være på et annet språk."

I Ot. prp. nr. 42 (1997-1998) Om lov om årsregnskap m.v., er det uttalt følgende om regnskapslovens formål, jf. pkt. 1.1:

*"Regjeringen har som siktemål at regnskapsloven skal bidra til informative regnskaper for ulike grupper av regnskapsbrukere. Regnskapsbrukerne er dels investorer og kreditorer som tilfører kapital til foretakene, og dels andre grupper som har interesse av å vite hvordan foretaket drives, f.eks. de ansatte og lokalsamfunnet. Informasjonen til kapitalmarkedet skal gi grunnlag for riktig prising av finansielle objekter. Riktig prisdannelse på aksjer er en forutsetning for at ressursbruken i samfunnsøkonomien skal*

Postadresse	Besøksadresse	Sentralbord
Postboks 9200 Grønland	Se <a href="http://www.skatteetaten.no">www.skatteetaten.no</a>	800 80 000
0134 Oslo	Org. nr: 996250318	Telefaks
For elektronisk henvendelse se <a href="http://www.skatteetaten.no">www.skatteetaten.no</a>		22 17 08 60



*bli best mulig. Gode regnskaper vil også gjøre det vanskeligere for markedsdeltakere å ta ut spekulasjonsgevinster med basis i skjevt fordelt informasjon.”*

Det fremgår således at et av hovedformålene med regnskapsloven er å bidra til “*informative regnskaper for ulike grupper av regnskapsbrukere*”. Regnskapsbrukere vil omfatte, jf. uttalelsen i proposisjonen, blant andre investorer, kreditorer, ansatte og lokalsamfunnet.

Det er etter Skattedirektoratets vurdering derfor avgjørende ved vurdering av om dispensasjon fra kravet til å utarbeide årsregnskap og/eller årsberetning på norsk, at det ikke foreligger mulige brukere av regnskapsinformasjon som blir vesentlig berørt negativt ved en eventuell dispensasjon.

Det er særlig hensynet til brukerne av regnskapsinformasjon som skal vurderes ved en dispensasjonssøknad. I denne vurderingen har Skattedirektoratet lagt særlig vekt på at selskapet er eid av et utenlandsk selskap og inngår i et internasjonalt konsern. Selskapets arbeidsspråk er engelsk og all kommunikasjon skjer på engelsk. Videre er det vektlagt at selskapet driver virksomhet i en internasjonal bransje der alle aktører behersker og benytter engelsk språk.

Vennligst oppgi vår referanse ved henvendelser i anledning saken.

Med hilsen

Rune Tystad  
seniorrådgiver  
Rettsavdelingen, foretaksskatt  
Skattedirektoratet

Torstein Kinden Helleland