



ÅRSREGNSKAPET FOR REGNSKAPSÅRET 2021 - GENERELL INFORMASJON

Enheten

Organisasjonsnummer: 915 259 421
Organisasjonsform: Aksjeselskap
Foretaksnavn: SKS SHIPOWNING II AS
Forretningsadresse: Zander Kaaes gate 7
5015 BERGEN

Regnskapsår

Årsregnskapets periode: 01.01.2021 - 31.12.2021

Konsern

Morselskap i konsern: Nei

Regnskapsregler

Regler for små foretak benyttet: Nei
Benyttet ved utarbeidelsen av årsregnskapet til selskapet: Forenklet IFRS

Årsregnskapet fastsatt av kompetent organ

Bekreftet av representant for selskapet: Jan Håvard Faye Vågsholm
Dato for fastsettelse av årsregnskapet: 14.06.2022

Grunnlag for avgivelse

År 2021: Årsregnskapet er elektronisk innlevert
År 2020: Tall er hentet fra elektronisk innlevert årsregnskap fra 2021

Det er ikke krav til at årsregnskapet m.v. som sendes til Regnskapsregisteret er undertegnet. Kontrollen på at dette er utført ligger hos revisor/enhetens øverste organ. Sikkerheten ivaretas ved at innsender har rolle/rettighet for innsending av årsregnskapet via Altinn, og ved at det bekreftes at årsregnskapet er fastsatt av kompetent organ.

Brønnøysundregistrene, 30.06.2022



Resultatregnskap

Beløp i: USD	Note	2021	2020
RESULTATREGNSKAP			
Inntekter			
Vessel operating income	4	12 786 000	5 293 000
Other operating income	8		7 070 000
Sum inntekter		12 786 000	12 363 000
Kostnader			
Avskrivning på varige driftsmidler og immaterielle eiendeler	8	1 418 000	1 489 000
Vessel related expenses	3,5	3 085 000	2 335 000
General and administrative expenses	3,6,7	337 000	217 000
Sum kostnader		4 840 000	4 041 000
Driftsresultat		7 946 000	8 322 000
Finansinntekter og finanskostnader			
Annen renteinntekt		155 000	26 000
Annen finansinntekt	9		117 000
Sum finansinntekter		155 000	143 000
Rentekostnad til foretak i samme konsern		699 000	388 000
Annen finanskostnad			105 000
Sum finanskostnader		699 000	493 000
Netto finans		-544 000	-350 000
Ordinært resultat før skattekostnad		7 402 000	7 972 000
Skattekostnad på ordinært resultat		1 573 000	1 051 000
Ordinært resultat etter skattekostnad		5 829 000	6 921 000
Årsresultat		5 829 000	6 921 000
Overføringer og disponeringer			
Overføringer til/fra annen egenkapital		5 829 000	6 921 000
Sum overføringer og disponeringer		5 829 000	6 921 000



Balanse

Beløp i: USD	Note	2021	2020
BALANSE - EIENDELER			
Anleggsmidler			
Immaterielle eiendeler			
Varige driftsmidler			
Skip, rigger, fly og lignende	8		25 165 000
Sum varige driftsmidler			25 165 000
Finansielle anleggsmidler			
Lån til foretak i samme konsern	3,16		6 288 000
Sum finansielle anleggsmidler			6 288 000
Sum anleggsmidler		0	31 453 000
Omløpsmidler			
Varer			
Varer	11		86 000
Sum varer			86 000
Fordringer			
Kundefordringer	12		807 000
Andre fordringer	13	23 000	15 000
Konsernfordringer	3	14 868 000	
Sum fordringer		14 891 000	822 000
Bankinnskudd, kontanter og lignende			
Bankinnskudd, kontanter og lignende		957 000	36 000
Sum bankinnskudd, kontanter og lignende		957 000	36 000
Sum omløpsmidler		15 848 000	944 000
SUM EIENDELER		15 848 000	32 397 000

BALANSE - EGENKAPITAL OG GJELD



Balanse

Beløp i: USD	Note	2021	2020
Egenkapital			
Innskutt egenkapital			
Selskapskapital	15	12 000	12 000
Sum innskutt egenkapital		12 000	12 000
Opptjent egenkapital			
Annen egenkapital		11 178 000	5 576 000
Sum opptjent egenkapital		11 178 000	5 576 000
Sum egenkapital		11 190 000	5 588 000
Gjeld			
Langsiktig gjeld			
Utsatt skatt	10	2 170 000	1 051 000
Sum avsetninger for forpliktelser		2 170 000	1 051 000
Annen langsiktig gjeld			
Langsiktig konserngjeld	3,16		24 275 000
Sum annen langsiktig gjeld			24 275 000
Sum langsiktig gjeld		2 170 000	25 326 000
Kortsiktig gjeld			
Leverandørgjeld		211 000	348 000
Kortsiktig konserngjeld	3	2 253 000	
Annen kortsiktig gjeld	17	24 000	1 135 000
Sum kortsiktig gjeld		2 488 000	1 483 000
Sum gjeld		4 658 000	26 809 000
SUM EGENKAPITAL OG GJELD		15 848 000	32 397 000



To the General Meeting of SKS Shipowning II AS

Independent Auditor's Report

Opinion

We have audited the financial statements of SKS Shipowning II AS (the Company), which comprise the balance sheet as at 31 December 2021, the income statement, statement of comprehensive income, statement of changes in equity and statement of cash flows for the year then ended, and notes to the financial statements, including a summary of significant accounting policies.

In our opinion

- the financial statements comply with applicable statutory requirements, and
- the financial statements give a true and fair view of the financial position of the Company as at 31 December 2021, and its financial performance and its cash flows for the year then ended in accordance with simplified application of international accounting standards according to section 3-9 of the Norwegian Accounting Act.

Basis for Opinion

We conducted our audit in accordance with International Standards on Auditing (ISAs). Our responsibilities under those standards are further described in the *Auditor's Responsibilities for the Audit of the Financial Statements* section of our report. We are independent of the Company as required by laws and regulations and the International Ethics Standards Board for Accountants' International Code of Ethics for Professional Accountants (including International Independence Standards) (IESBA Code), and we have fulfilled our other ethical responsibilities in accordance with these requirements. We believe that the audit evidence we have obtained is sufficient and appropriate to provide a basis for our opinion.

Other Information

The Board of Directors (management) is responsible for the information in the Board of Directors' report. The other information comprises information in the annual report, but does not include the financial statements and our auditor's report thereon. Our opinion on the financial statements does not cover the information in the Board of Directors' report.

In connection with our audit of the financial statements, our responsibility is to read the Board of Directors' report. The purpose is to consider if there is material inconsistency between the Board of Directors' report and the financial statements or our knowledge obtained in the audit, or whether the Board of Directors' report otherwise appears to be materially misstated. We are required to report if there is a material misstatement in the Board of Directors' report. We have nothing to report in this regard.

PricewaterhouseCoopers AS, Sandviksbodene 2A, Postboks 3984 - Sandviken, NO-5835 Bergen
T: 02316, org. no.: 987 009 713 MVA, www.pwc.no
Statsautoriserte revisorer, medlemmer av Den norske Revisorforening og autorisert regnskapsførerselskap



Independent Auditor's Report - SKS Shipowning II AS



Based on our knowledge obtained in the audit, it is our opinion that the Board of Directors' report

- is consistent with the financial statements and
- contains the information required by applicable legal requirements.

Responsibilities of Management for the Financial Statements

Management is responsible for the preparation of financial statements that give a true and fair view in accordance with simplified application of International Accounting Standards according to the Norwegian Accounting Act section 3-9, and for such internal control as management determines is necessary to enable the preparation of financial statements that are free from material misstatement, whether due to fraud or error.

In preparing the financial statements, management is responsible for assessing the Company's ability to continue as a going concern, disclosing, as applicable, matters related to going concern and using the going concern basis of accounting unless management either intends to liquidate the Company or to cease operations, or has no realistic alternative but to do so.

Auditor's Responsibilities for the Audit of the Financial Statements

Our objectives are to obtain reasonable assurance about whether the financial statements as a whole are free from material misstatement, whether due to fraud or error, and to issue an auditor's report that includes our opinion. Reasonable assurance is a high level of assurance, but is not a guarantee that an audit conducted in accordance with ISAs will always detect a material misstatement when it exists. Misstatements can arise from fraud or error and are considered material if, individually or in aggregate, they could reasonably be expected to influence the economic decisions of users taken on the basis of these financial statements.

For further description of Auditor's Responsibilities for the Audit of the Financial Statements reference is made to <https://revisorforeningen.no/revisjonsberetninger>

Bergen, 7 March 2022
PricewaterhouseCoopers AS

Fredrik Gabrielsen
State Authorised Public Accountant

(This document is signed electronically)



 Securely signed with Brevio

Revisjonsberetning

Signers:

Name	Method	Date
Gabrielsen, Fredrik	BANKID_MOBILE	2022-03-16 08:28

This document package contains:

- Closing page (this page)
- The original document(s)
- The electronic signatures. These are not visible in the document, but are electronically integrated.



This file is sealed with a digital signature.
The seal is a guarantee for the authenticity
of the document.



DIRECTORS' REPORT 2021

SKS SHIPOWNING II AS (the Company)

Business summary

SKS Shipowning II AS is fully owned by SKS Tankers Holding AS, a subsidiary of Kristian Gerhard Jebsen Skipsrederi AS (KGJS). The Company is located in Bergen, Norway.

Until 10 December 2021, the Company owned one product carrier of 120 000 dwt. (SKS D-class) trading in the LR2/Aframax market. The vessel was purchased from a related party in December 2020. Commercial and administrative services are provided by KGJS. Technical management of the vessel was provided by OSM Bergen Tank AS.

After the sale of the vessel, the Company does not own any non-current assets.

Result

The net profit for 2021 was USD 5.8 mill. compared to a net profit of USD 6.9 mill. in 2020.

The variance between the result and the cash flow from operating activities is mainly due to profit from sale and investments of non-current assets, depreciation of non-current assets and changes in other current assets and liabilities.

The board recommends that the Company's net profit of USD 5.8 mill. is transferred to Other equity.

Investments

Total investments in non-current assets amounted to USD 0 mill. at the end of 2021 compared to USD 31.4 at the end of 2020. The reduction in total investments in non-current assets is due to sale of vessel during 2021.

Liquidity and financing

The Company aims to have adequate liquidity in the form of cash and/or available credit facilities at all times. At the end of 2021, the cash reserve was USD 1.0 mill..

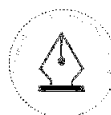
Going concern

The annual financial statements are prepared and presented based on a going concern assumption as described in clause 3.3 in the Norwegian Accounting Act and give a true and fair view of the Company's assets and liabilities, financial position and results. Based on available cash and projected cash flow, it is the Board's opinion that the Company is in a good financial standing.

Risks

The risks that the Company is exposed to can generally be divided into three main categories: industry and market-related risks, operational risks and financial risks. Industry, market and operational risks relate indirectly to its revenues. Financial risks consists primarily of interest and currency rate exposure.

1



This file is sealed with a digital signature.
The seal is a guarantee for the authenticity
of the document.

Document ID:
4EB35816079946E48D0AFF03FF9959E0



Insurance

The Company has a Directors and Officers insurance in place. The insurance covers liability for financial loss of third parties due to neglect, error or omissions from any directors and officers of the Company in their capacity of such position. The insurance does not cover damage to persons or property.

Annual renewal of the Directors and Officers insurance is in January each year and next renewal is in January 2023.

Quality, health, safety and environment

The Company outsourced technical management to third party contractors. Structured monitoring and audit processes were in place to ensure that our sub-suppliers met specific quality requirements. The Company expected that contracted ship management suppliers maintained strong focus on vessel management following a policy based on high quality requirements. Extensive regulations, locally and internationally have become the standard requiring high quality in areas such as vessel manning, vessel operation and technical maintenance. Vessel maintenance was carried out continuously based on a long-term preventive maintenance program.

The vessel consume heavy fuel oil and diesel oil. Fuel consumption was carefully monitored to reduce consumption. The Company maintained full compliance with the global 0.5% Sulphur cap since on or before the date of implementation, and monitored fuel compliance closely as part of the continuous vessel operation.

Vessel operation in general can potentially cause pollution or other incidents. The vessel owned by the Company was equipped in accordance with international rules and regulations. Vessel operation was focused on reducing risks with the use of qualified personnel and well-developed routines.

The Company has no employees.

Outlook

The shipping industry continues to be affected by the Covid-19 pandemic in numerous ways, including severe restrictions for the world fleet to carry out required crew changes. Notwithstanding ongoing vaccination of seafarers, such restrictions lead to heavy burdens on seafarers and the entire maritime supply chain. The Group is engaged in several initiatives to alleviate this situation.

The world economy continues to recover as a result of increased vaccination rates and fewer restrictions on mobility. Central banks continue to stimulate economic activity. A positive development is expected to continue in the near term, however increasing inflation, geopolitical tensions, and new outbreaks of Covid-19 may pose risks to further global economic recovery.

Despite an improvement in global oil demand, tanker markets are expected to remain weak until a rebalancing of global oil markets. A gradual improvement may be expected as crude oil production and refinery output increases in accordance with improved demand. Fleet growth is expected to slow down in 2022 compared to previous years for crude and product tankers. Considering the age profile of the current tanker fleet, as well as new regulatory requirements entering into force in 2023, there is potential for increased phase out of older tankers which may improve the tanker market balance.



This file is sealed with a digital signature.
The seal is a guarantee for the authenticity
of the document.

Document ID:
4EB35816079946E48D0AFF03FF9959E0



Volatility is expected to remain high in the tanker and dry bulk markets, including the price of vessel fuels.

Future regulations for reducing Greenhouse Gas (GHG) emissions may have a significant impact on freight markets and trading patterns for all segments of the shipping industry. The Group is following these developments closely and considers itself well prepared to handle new environmental requirements.

Currently, it is difficult to assess the impact the Russian-Ukrainian conflict will have on the shipping industry, and particularly the tanker markets. The Company is monitoring the development closely.

Bergen, 7 March 2022

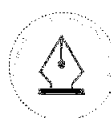
The board of directors of
SKS Shipowning II AS

Ørjan Lunde
Board member

Geir Bruvik Mjelde
Chairman

Jarle Haugsdal
Board member

3



This file is sealed with a digital signature.
The seal is a guarantee for the authenticity
of the document.

Document ID:
4EB35816079946E48D0AFF03FF9959E0

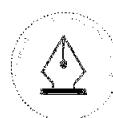


SKS SHIPOWNING II AS

STATEMENT OF CASH FLOWS

		31 December 2021	31 December 2020
	Notes	USD 000	USD 000
Cash flows from operating activities:			
Net income/(loss) before tax.....		7 402	7 972
Depreciation and amortisation.....	8	1 418	1 489
Impairment losses.....	8	0	0
(Profit)/loss from sale of non-current assets.....	8	0	-7 070
Changes in inventories.....	11	86	- 2
Changes in trade debtors.....		807	- 807
Changes in trade creditors.....		- 136	187
Changes in other current assets/liabilities.....	12, 16	-1 120	434
Net cash provided by operating activities.....		<u>8 457</u>	<u>2 204</u>
Cash flows from investing activities:			
Investments in tangible assets.....	3, 16		-25 288
Sale of non-current assets.....	8	23 748	20 659
Loans to group companies.....	3	-7 197	0
Net cash provided by/(used in) investing activities.....		<u>16 550</u>	<u>-4 629</u>
Cash flows from financing activities:			
Repayment to shareholder.....			-22 720
Loans from group companies.....	3	-24 086	25 125
Net cash provided by/(used in) financing activities.....		<u>-24 086</u>	<u>2 405</u>
Net increase/(decrease) in cash and cash equivalents.....		921	- 20
Cash and cash equivalents at beginning of year.....	13	<u>36</u>	<u>57</u>
Cash and cash equivalents at end of year.....	13	<u>957</u>	<u>36</u>

6



This file is sealed with a digital signature.
The seal is a guarantee for the authenticity
of the document.

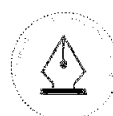
Document ID:
4EB35816079946E48D0AFF03FF9959E0



SKS SHIPOWNING II AS

STATEMENT OF CHANGES IN EQUITY

	Share capital	Other equity	Total equity
	USD 000	USD 000	USD 000
Equity at 31.12.2020.....	12	5 576	5 588
Net income/(loss) 2021.....	0	5 829	5 829
Group contribution.....		1 383	1 383
Group contribution.....	<u>0</u>	<u>-1 610</u>	<u>-1 610</u>
Equity at 31.12.2021.....	<u>12</u>	<u>11 178</u>	<u>11 190</u>



This file is sealed with a digital signature.
The seal is a guarantee for the authenticity
of the document.

Document ID:
4EB35816079946E48D0AFF03FF9959E0



SKS SHIPOWNING II AS

NOTES TO THE FINANCIAL STATEMENTS

1. General information

SKS Shipowning II AS (the "Company") is fully owned by SKS Tankers Holding AS ("SKH"), a subsidiary of Kristian Gerhard Jebsen Skipsrederi AS ("KGJS"). KGJS presents consolidated financial statements, which include the financial statements of the Company. The Company is located in Bergen, Norway.

Until 10 December 2021, the Company owned one product carrier of 120 000 dwt. (SKS D-class) trading in the LR2/Aframax market. The vessel was purchased from a related party in December 2020. Commercial and administrative services are provided by KGJS. Technical management of the vessel was provided by OSM Bergen Tank AS.

2. Accounting principles

a. Basis of preparation

The Company prepares its financial statements according to "Simplified International Financial Reporting Standards" (IFRS) as dealt with in The Norwegian Accounting Act and Regulations dated 18 December 2020. This principally implies that all calculations and measurement methods are carried out in accordance with IFRS, while presentation and notes follows the Norwegian Accounting Act and Norwegian GAAP. The Company employs the simplifying rules relating to dividends and group contributions as regulated in The Norwegian Accounting Act.

The accounting year equals the calendar year and the items of the income statement are classified by their nature.

b. Changes in accounting principles and errors

The impact of changes in accounting principles and correction of significant errors in previous annual accounts are reported directly to equity. Comparative figures are revised accordingly.

c. Currency

The financial statements are presented in US Dollars (USD) as the Company operates in an international market where the functional currency is USD. Transactions in non-USD currencies are recorded at the exchange rate on the date of the transaction. Monetary items and debt in non-USD currencies are converted to USD at the rate of exchange prevailing at the reporting date. Currency gains and losses are recognised in the income statement classified as financial items.

d. Use of estimates

The preparation of financial statements requires management to make estimates and assumptions that affect the reported amounts of assets and liabilities and disclosure of contingent assets and liabilities at the reporting date and the reported amounts of revenue and expenses during the reporting period. Management bases its estimates and judgments on historical experience and on various other factors that are believed to be reasonable. Accounting estimates are employed in the financial statements to determine reported amounts, including the useful life and disposal value of vessels. Actual results could differ from those estimates.

e. Classification of assets and liabilities

Assets are classified as current assets when:

- the asset is expected to be disposed of or consumed within 12 months of the reporting date
- the asset is held for trading
- the asset is cash or cash equivalents, except for items having restrictions to be exchanged within 12 months of the reporting date.

All other assets are classified as non-current assets.

8



This file is sealed with a digital signature.
The seal is a guarantee for the authenticity
of the document.

Document ID:
4EB35816079946E48D0AFF03FF9959E0



SKS SHIPOWNING II AS

NOTES TO THE FINANCIAL STATEMENTS

Liabilities are classified as current liabilities when:

- the liability is expected to be settled within 12 months of the reporting date
- the liability is held for trading
- the Company does not have an unconditional right to postpone settlement of the liability until at least 12 months after the reporting date.

All other liabilities are classified as non-current liabilities.

f. Segments

A business segment provides services that are subject to risks and returns that are different from those of other business segments.

The Company's primary reporting format is based on the Company's internal reporting which has one segment.

The Company's management does not evaluate performance by geographical region as the ships sail on a worldwide basis.

g. Revenue recognition

Revenue from contracts with customers is recognised when control of the goods or services are transferred to the customer at an amount that reflects the consideration to which the Company expects to be entitled in exchange for those goods or services. The Company has generally concluded that it is the principal in its revenue arrangements, because it typically controls the goods or services before transferring them to the customer.

Operating income consist of freight, charter hire and other operating related income. Freight is recognised based on the "load to discharge" method. Freight and related voyage expenses not completed at the reporting date are recognised based on the basis of the proportion of the voyage completed at the end of the reporting date. Voyage related expenses from discharge to load is considered as cost to fulfil a contract and recognised in the balance sheet if a related contract is signed before the reporting date. If no contract is signed before the reporting date the voyage related expenses are recognised in the income statement. Charter hire is recognised over the term of the contract as the service is provided.

Interest income is recorded in the income statement during the period in which it is earned.

Group contributions are recorded as appropriations in the same year as it is proposed.

h. Taxes

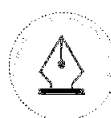
The current income tax charge is calculated on the basis of the tax laws enacted or principally enacted at the reporting date. Management periodically evaluates the tax positions with respect to situations in which applicable tax regulations are subject to interpretation and on this basis establishes provisions for payable tax amounts.

Deferred income tax is provided for all temporary variances arising between the tax bases of assets and liabilities compared to the carrying amounts in the financial statements. Deferred income tax is determined using tax rates that have been enacted or substantially enacted by the reporting date and are expected to apply when the related deferred income tax asset is realised or the deferred income tax liability is settled.

Deferred income tax assets are recognised to the extent that it is probable that future taxable profit will be available against which the temporary variances can be utilised.

Both payable tax and deferred tax are recognised directly in equity, to the extent they relate to items recognised directly in equity. In cases where the equity transaction is considered a distribution and the

9



This file is sealed with a digital signature.
The seal is a guarantee for the authenticity
of the document.

Document ID:
4EB35816079946E48D0AFF03FF9959E0



SKS SHIPOWNING II AS

NOTES TO THE FINANCIAL STATEMENTS

source of the distribution is earlier years' net profit, the tax effect of the distribution should be recognised as tax expense in the year in which the distribution is recognised.

i. Tangible assets

Tangible assets are stated at historical cost less accumulated depreciation and any impairment losses. Historical cost includes purchase price, capitalised interest and other expenses directly related to the investment.

Vessels residual value, which generally arises at the end of their useful life, is estimated based on the current estimated demolition value. Vessels residual value and useful life are assessed on an annual basis and changes will affect future depreciation cost.

Depreciation of assets is calculated using the straight-line method based on their estimated useful lives and residual values. Any component of a tangible asset that is significant to the total cost of the assets is depreciated separately over their estimated useful lives. Components with similar useful lives are included as a single component. Vessels book values are divided into two components; vessels and periodic maintenance.

Vessels are considered to have a total useful life of 25 years. Periodic maintenance costs are amortised over the period until the next periodic maintenance. The periodic maintenance occurs with intervals of either 30 months or 60 months dependant on survey and vessels condition. Day-to-day repairs and maintenance cost are charged to the income statement during the period incurred. The costs of major renovations and periodic maintenance are included in the asset's carrying amount when it is probable the Company will derive future economic benefits in excess of the originally assessed standard performance of the assets. At the time of investment in a new vessel, a portion of the purchase price is defined as periodic maintenance and depreciated as other periodic maintenance.

A vessel's useful life is reviewed annually and where new estimate vary from previous estimate depreciation is adjusted accordingly.

When vessels are sold or disposed of, any gain or loss from the disposal is reported in the income statement. Profit or loss equals the variance between sales price and book value less any sales expenses.

j. Impairment of assets

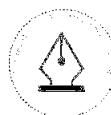
Assets that are subject to depreciation are reviewed for impairment at each reporting date, or when events or changes in circumstances indicate that the carrying amount may not be recoverable. An impairment loss is recognised for the amount by which the asset's carrying amount exceeds its recoverable amount. The recoverable amount is the higher of an asset's fair value less costs to sell and value in use.

Fair value reduced by estimated sale costs is made up of an attainable sale price less expenses to an independent third party. The recoverable amount is calculated for each cash-generating unit (CGU).

The Company's one product carrier is categorised as one CGU.

Non-financial assets that suffered impairment are reviewed for possible reversal of the impairment at each reporting date. Impairment losses which are reported in previous years' income statement are reversed when succeeding events indicates that the cause of the write down is no longer valid. The reversal is classified in income statement as an impairment reversal. The increased carrying amount of an asset attributable to a reversal of an impairment loss shall not exceed the carrying amount that would have been determined (net of depreciation) had no impairment loss been recognised for the asset in prior years.

10



This file is sealed with a digital signature.
The seal is a guarantee for the authenticity
of the document.

Document ID:
4EB35816079946E48D0AFF03FF9959E0



SKS SHIPOWNING II AS

NOTES TO THE FINANCIAL STATEMENTS

k. Financial instruments

A financial instrument is any contract that gives rise to a financial asset of one entity and a financial liability or equity instrument of another entity.

Financial assets

The Company's financial assets are: trade receivables and cash and cash equivalents. The classification of financial assets at initial recognition depends on the financial asset's contractual cash flow characteristics and the Company's business model for managing them. With the exception of trade receivables that do not contain a significant financing component, the Company initially measures a financial asset at its fair value plus transaction costs.

The Company classifies its financial assets in four categories:

- Financial assets at amortised cost
- Financial assets at fair value through other comprehensive income
- Equity instruments at fair value through other comprehensive income
- Derivatives at fair value through income statement

Financial assets at amortised cost

The Company measures financial assets at amortised cost if both of the following conditions are met:

- The financial asset is held with the objective to collect contractual cash flows and,
- The contractual terms of the financial asset give rise to cash flows as payments of principal and interest on the principal amount outstanding

Financial assets at amortised cost are subsequently measured using the effective interest method and are subject to impairment. Gains and losses are recognised in income statement when the asset is derecognised, modified or impaired.

The Company's financial assets at amortised cost includes trade receivables and other current deposit. Trade receivables that do not contain a significant financing component are measured at the transaction price, ref note 2 m.

Financial assets at fair value through other comprehensive income

The Company measures debt instruments at fair value through other comprehensive income if both of the following conditions are met:

- The financial asset is held with the objective of both collecting contractual cash flows and selling, and,
- The contractual terms of the financial asset give rise to cash flows as payments of principal and interest on the principal amount outstanding

For debt instruments at fair value through other comprehensive income, interest income, foreign exchange revaluation and impairment losses/reversals are recognised in the income statement and computed in the same manner as for financial assets measured at amortised cost. The remaining fair value changes are recognised in other comprehensive income. Upon derecognition, the cumulative fair value change recognised in other comprehensive income is reclassified to income statement.

The Company currently holds no investments in quoted instruments which would classify under this category.

Equity instruments at fair value through other comprehensive income

Upon initial recognition, the Company can elect to classify irrevocably its equity investments as equity instruments designated at fair value through other comprehensive income when

11



This file is sealed with a digital signature.
The seal is a guarantee for the authenticity
of the document.

Document ID:
4EB35816079946E48D0AFF03FF9959E0



SKS SHIPOWNING II AS

NOTES TO THE FINANCIAL STATEMENTS

they meet the definition of equity under IAS 32 Financial Instruments. The classification is determined on an instrument-by-instrument basis.

Gains and losses on these financial assets are never reclassified to income statement. Dividends are recognised as other financial income in the income statement when the right to receive payment arise. Dividends representing a recovery of part of the cost of the financial asset are instead recorded as other comprehensive income. Equity instruments designated at fair value through other comprehensive income are not subject to impairment assessment.

The Company currently holds no non-listed equity investments which would classify under this category.

Derivatives at fair value through income statement

Derivatives are recognised in the balance sheet at their fair value. Changes in the fair value are currently recorded in the income statement in the period in which the change in fair value occurs. Classification depends on the nature of the derivative.

The Company currently holds no derivatives which would classify under this category.

Derecognition of financial assets

A financial asset or a part of a financial asset/group of similar financial assets is derecognised when:

- The right to receive cash flows from the asset have expired, or
- The Company has transferred its rights or has assumed an obligation to pay the received cash flows in full to a third party; and either
 - I. the Company has transferred substantially all the risks and rewards of the asset, or
 - II. the Company has transferred control of the asset

Financial liabilities

Financial liabilities are classified, at initial recognition, as loans and borrowings, payables or as derivatives. Derivatives are recognised initially at fair value. Loans, borrowings and payables are recognised at fair value net of directly attributable transaction costs.

Derivatives are financial liabilities when the fair value is negative, accounted for similarly as derivatives as assets.

Interest-bearing loans and borrowings are subsequently measured at amortised cost using the effective interest rate method if this is considered to be significant. Gains and losses are recognised in income statement when the liabilities are derecognised. Amortised cost is calculated by taking into account any discount or premium on acquisition and fees or costs that are an integral part of the effective interest rate method. The effective interest rate amortisation is included as finance costs in the income statement.

Derecognition of financial liabilities

A financial liability is derecognised when the obligation under the liability is discharged or cancelled or expired. When an existing financial liability is replaced by another from the same lender on substantially different terms, or the terms of an existing liability are substantially modified, such an exchange or modification is treated as derecognition of the original liability and recognition of a new liability. The difference in the respective carrying amounts is recognised in the income statement.

Impairment of financial assets

The Company recognises an allowance for expected credit losses (ECL) for all instruments not held at fair value. If there is no substantial increase in credit risk since initial recognition,

12



This file is sealed with a digital signature.
The seal is a guarantee for the authenticity
of the document.

Document ID:
4EB35816079946E48D0AFF03FF9959E0



SKS SHIPOWNING II AS

NOTES TO THE FINANCIAL STATEMENTS

the ECLs are provided for credit losses that result from default events that are possible within the next 12-months. For those credit exposures facing a significant increase in credit risk since initial recognition, a loss allowance is required for credit losses expected over the remaining life of the exposure. Credit losses are based on the difference between the contractual cash flows due in accordance with the contract and all the cash flows that the Company expects to receive, discounted at an approximation of the original effective interest rate. The expected cash flows will include cash flows from the sale of collateral held or other credit enhancements that are integral to the contractual terms.

For trade receivables and contract assets, the Company applies a simplified approach in calculating ECLs. A provision for impairment of trade receivables is established when a loss is expected and indications that the Company will not be able to collect all amounts due in accordance with the original terms of the receivables are identified.

The Company considers a financial asset in default when contractual payments are considerably past due. However, in certain cases, the Company may also consider a financial asset to be in default when internal or external information indicates that the Company is unlikely to receive the outstanding contractual amounts in full before taking into account any credit enhancements held by the Company. A financial asset is written off when there is no reasonable expectation of recovering the contractual cash flows.

Measurement of fair value

Fair value of financial instruments actively traded are valued based on quoted prices for identical instruments. Fair value of financial instruments not actively traded are valued based on models or other valuations methodologies observable for similar instruments.

l. Inventories

Inventories include the vessels' stock of lubrication oils and bunker stocks remaining on board at the end of the reporting period and are stated at the lower of cost or net realisable value. Cost is calculated on a first in first out (FIFO) basis. Net realisable value is based on observable market prices. For vessels on time charter out bunkers are, in most cases, sold and settled with charterers at delivery of the vessels, and repurchased at redelivery.

m. Accounts receivables

Trade receivables are recognised initially at fair value and subsequently measured at amortised cost. The interest factor is ignored if insignificant. A provision for impairment of trade receivables is established when a loss is expected and indications that the Company will not be able to collect all amounts due in accordance with the original terms of the receivables are identified, ref note 2 k.

n. Cash and cash equivalents

Cash and cash equivalents include cash and cash deposits held at banks.

o. Equity

Ordinary shares are classified as equity. Transaction costs related to equity transactions, including any tax effect of the transaction costs, are charged directly to equity.

p. Contingent assets, liabilities and provisions

Contingent liabilities are defined as:

- Possible liabilities resulting from past events, but where its existence relies on future events
- Liabilities which are not accounted for as it is not likely that such liabilities will result in a cash outflow
- Liabilities which cannot be measured reliably.

13



This file is sealed with a digital signature.
The seal is a guarantee for the authenticity
of the document.

Document ID:
4EB35816079946E48D0AFF03FF9959E0



SKS SHIPOWNING II AS

NOTES TO THE FINANCIAL STATEMENTS

Any major contingent liabilities are disclosed in notes to the accounts. Contingent assets will not be recorded in the accounts, but included as a note if it is likely that the Company will benefit from such assets.

Contingent liabilities and provisions are recognised in the accounts when it is deemed the Company has a lawful obligation that can be measured reliably and it is likely with a more than 50% probability that settlement will take place. Contingent liabilities and provisions are reviewed at each reporting date and adjusted to best estimate. When timing is insignificant, the liability is reported at the estimated cost of release from the liability. Otherwise, when timing is significant for the amount of the liability, the liability is recognised at fair value. Any increase over time in the amount of the liability is reported as interest costs

q. Events after the reporting date

New information about the Company's financial standing at the reporting date is included in the financial statements. Events occurring after the reporting date that have no impact on the Company's financial position at the reporting date, but which have a significant impact on future periods, are presented in notes to the accounts.

r. Statement of cash flows

The statement of cash flows presents the total cash flow divided into operational activities, investment activities and financing activities. The statement is prepared using the indirect model and reflects the individual activities' impact on the cash reserve.

3. Related parties

In the normal course of its business, the Company has carried out a number of transactions with related parties. Related parties comprise principal owners of the Company and companies controlled by those owners, management of the Company and companies in which the Company can exercise significant influence over their management or operating policies.

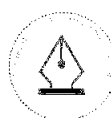
a. Transactions relating to management services:

KGJS provides the Company with commercial and administrative services and charges management fees. These costs amounted to USD 0.3 mill. in 2021 compared to USD 0.4 mill. in 2020, recorded in the income statement as general and administrative expenses.

b. Transactions relating to financial items:

On 10 December, the Company sold the vessel purchased from SKS OBO & Tankers AS financed by a sellers credit agreement, ref note 8 and 16. The vessel was sold to the newly established joint venture company owned by a subsidiary of SKS Tankers Holding AS. The company paid USD 0.7 mill. in interest expense in 2021 compared to USD 0.4 mill. in 2020. During 2021 the Company paid instalments of USD 24.1 mill. compared to USD 16.4 mill. in 2020.

14



This file is sealed with a digital signature.
The seal is a guarantee for the authenticity
of the document.

Document ID:
4EB35816079946E48D0AFF03FF9959E0



SKS SHIPOWNING II AS

NOTES TO THE FINANCIAL STATEMENTS

c. Receivables/payables with related parties:

For the years ended 31 December (in US Dollar thousands)	2021	2020
Current loan to KGJ Cement Holding AS	1 383	0
Current loan to SKS OBO & Tankers AS	7 175	0
Current loan to SKS Shipowning III AS	188	0
Current loan to Kristian Gerhard Jebsen Group AS	188	0
Current loan to SKS Tankers Holding AS	5 935	0
Non-current loans to SKS OBO & Tankers AS	0	6 288
Non-current loans from SKS OBO & Tankers AS	0	-24 275
Current loan from SKS OBO & Tankers AS	- 189	0
Current loan from Kristian Gerhard Jebsen Group AS	- 681	0
Current loan from KGJ Cement Holding AS	-1 383	0
Total	-17 121	-30 563

Settlement of inter-company balances takes place regularly. Interest is charged based on Nibor/Libor interest rates plus a margin.

4. Vessel operating income

For the years ended 31 December (in US Dollar thousands)	2021	2020
Voyage income and time charter hire	9 096	5 269
Profit from sale of non-current assets	3 690	7 070
Other income	0	25
Total	12 786	12 363

A geographical split of operating income is not presented as the ships sail on a worldwide basis.

5. Vessel related expenses

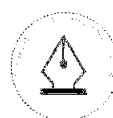
Vessel related expenses include both vessel voyage expenses and vessel operating expenses. Vessel voyage expenses include bunker consumption, port cost and other voyage related expenses. Vessel operating expenses include crewing cost, provisions, maintenance, insurance and management service cost.

6. General and administrative expenses

General and administrative expenses consist of expenses for administrative services delivered by KGJS, lawyers, auditors and others.

For the years ended 31 December (in US Dollar thousands)	2021	2020
Administrative services	323	212
Statutory audit fees	7	3
Other audit services	2	0
Other expenses	5	2
Total	337	217

15



This file is sealed with a digital signature.
The seal is a guarantee for the authenticity
of the document.

Document ID:
4EB35816079946E48D0AFF03FF9959E0



SKS SHIPOWNING II AS

NOTES TO THE FINANCIAL STATEMENTS

7. Salaries, benefits and number of employees

The Company purchases all of its services from KGJS or its subsidiaries and other vessel managers and agents. Such services are covering both seagoing personnel and all administrative services. As a consequence, the Company has no employees. There is no remuneration to the Company's board members.

8. Tangible assets

Book value of tangible assets recognised in the balance sheet:

For the year ended 31 December 2021	
(in US Dollar thousands)	
	Vessels
Acquisition cost 01.01.2021	25 288
Additions	- 0
Disposals	- 25 288
Acquisition cost 31.12.2021	0
Accumulated depreciation at 01.01.2021	- 123
Depreciation for the year	- 1 418
Depreciation disposals	1 540
Accumulated depreciation at 31.12.2021	0
Net book value 31.12.2021	0

	Vessel
Useful life	25 years
Depreciation method	Straight line

Periodic maintenance cost is included under vessels, depreciated straight line over a period varying from 30 to 60 months.

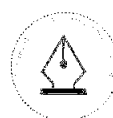
In the sellers credit agreement related to the purchase of the vessel from SKS OBO & Tankers AS, the seller have the option to purchase the vessel from the Company if they are unable to secure continued employment of the vessel.

During 2021, the Company reviewed its cash-generating units for impairment, ref. note 2 j. An impairment loss should be recognised for the cash-generating unit if the carrying value is higher than the highest of market value and value-in-use calculation. Value-in-use calculations are made in accordance with IAS 36 and are based on the Company's best assumptions of future income and cost as well as discounting rate. Assumptions are associated with uncertainty and other parameters could generate a different value-in-use and a different outcome of the impairment assessment.

Based on the review, the Company made no impairment in 2021.

On 10 December, the Company sold the vessel, ref note 3 and 16.

16



This file is sealed with a digital signature.
The seal is a guarantee for the authenticity
of the document.

Document ID:
4EB35816079946E48D0AFF03FF9959E0

SKS SHIPOWNING II AS

NOTES TO THE FINANCIAL STATEMENTS

9. Other financial items

For the years ended 31 December (in US Dollar thousands)		
	2021	2020
Currency gains	7	116
Other financial income	0	- 1
Total financial income	7	115
Currency losses	- 5	- 104
Total financial expenses	- 5	- 104
Net other financial items	1	12

10. Taxes

For the years ended 31 December (in US Dollar thousands)		
	2021	2020
Tax effect of group contribution	454	0
Changes in deferred tax	1 119	2 295
Deferred tax assets expensed	0	- 1 244
Total tax expense/(income)	1 573	1 051

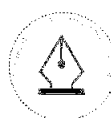
Reconciliation of nominal and effective tax rate:

For the years ended 31 December (in US Dollar thousands)		
	2021	2020
Net income/(loss) before tax	7 402	7 972
Estimated tax expense (22%)	1 629	1 754
Difference between estimated and actual tax expense	- 55	- 703
Total tax expense/(income)	1 573	1 051

Specification of differences between estimated and actual tax expense:

For the years ended 31 December (in US Dollar thousands)		
	2021	2020
Deferred tax assets expensed	0	- 1 244
Currency transaction and other permanent differences	- 55	541
Total difference between estimated and actual tax expense	- 55	- 703

Tax calculations are based on financial statements in US Dollars converted to Norwegian Kroner using varying rates of exchange for both balance sheet and income statement. The currency transaction differences arise when converting the Norwegian kroner tax calculation to US Dollars in the specification.



This file is sealed with a digital signature.
The seal is a guarantee for the authenticity
of the document.

Document ID:
4EB35816079946E48D0AFF03FF9959E0



SKS SHIPOWNING II AS

NOTES TO THE FINANCIAL STATEMENTS

Summary of temporary differences:

For the years ended 31 December (in US Dollar thousands)	2021	2020
Profit & loss account	9 863	6 487
Non-current assets	0	3 537
Net temporary differences	9 863	10 024
Taxable deficit	0	- 5 247
Total basis for deferred tax(+)/taxassets(-)	9 863	4 777

For the years ended 31 December (in US Dollar thousands)	2021	2020
Deferred tax (+)/ tax assets (-)	2 170	1 051
Changes in deferred tax (+)/ taxassets (-)	1 119	2 295

Payable tax:

For the years ended 31 December (in US Dollar thousands)	2021	2020
Payable tax – ordinary taxation	454	0
Group contribution- tax effect	- 454	0
Total	0	0

11. Inventories

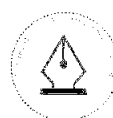
Inventories comprise mainly of vessels' stock of bunkers and lubrication oils. See note 2 l.

12. Trade receivables

Trade receivable represents a wide range of customers within the various segments. Credits are granted to customers in the normal course of business. The Company regularly reviews its accounts receivable and makes allowances for un-collectable receivables, ref note 2 m. The allowances are based on the age of the unpaid balance, information about customers financial condition, any disputed items and other relevant information.

13. Other current assets

For the years ended 31 December (in US Dollar thousands)	2021	2020
Prepaid expenses	0	6
Other receivables	23	9
Total	23	15



This file is sealed with a digital signature.
The seal is a guarantee for the authenticity
of the document.

Document ID:
4EB35816079946E48D0AFF03FF9959E0



SKS SHIPOWNING II AS

NOTES TO THE FINANCIAL STATEMENTS

14. Cash and cash equivalents

For the years ended 31 December (in US Dollar thousands)		
	2021	2020
Cash in bank	957	36
Total	957	36

15. Share capital and shareholder information

At 31 December 2021 the share capital of the Company consists of one class of 1 000 ordinary shares at NOK 100 each.

Ownership structure	Number of shares	Share of ownership	Voting rights
SKS Tankers Holding AS.....	1 000	100.0%	100.0%

16. Non-current loans from group companies

For the years ended 31 December (in US Dollar thousands)		
	2021	2020
Loans to group companies - SKS OBO & Tankers AS	0	6 288
Loans from group companies - SKS OBO & Tankers AS	0	24 275
Total	0	17 987

Interest is charged based on Nibor/Libor interest rates plus a margin.

On 10 December, the Company sold the vessel purchased from SKS OBO & Tankers AS financed by a sellers credit agreement, ref note 3 and 8. During 2021 the Company paid instalments of USD 24.1 mill. compared to USD 16.4 mill. in 2020. Remaining balance is classified as current liability as settlement is expected to find place during 2022.

17. Other current liabilities

For the years ended 31 December (in US Dollar thousands)		
	2021	2020
Accrued interest expenses	0	70
Accrued vessels related expenses	19	1 063
Other accruals	4	1
Total	24	1 135

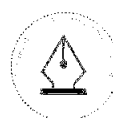
18. Risk management and other hedging activities

Risk management

a. Credit risk

The Company is exposed to credit risk in the event of failure of counter-parties to meet their obligations under a trading transaction. The Company's theoretical risk is the cost of replacement at current market prices of such transactions in the event of default by counter-parties. However, counter-parties are established with high

19



This file is sealed with a digital signature.
The seal is a guarantee for the authenticity
of the document.

Document ID:
4EB35816079946E48D0AFF03FF9959E0



SKS SHIPOWNING II AS

NOTES TO THE FINANCIAL STATEMENTS

credit ratings, and management believes that the possibility of non-performance by the counter-parties is remote. The Company therefore regards its maximum exposure to credit risk as being the carrying amount of receivables and other current assets. No collateral is held as security against receivables, none of which are considered to be impaired. The Company does not believe it is exposed to any material concentrations of credit-risk.

b. Liquidity risk

The Company's strategy is to have adequate liquid assets either in form of cash and/or available credit facilities at all times.

c. Market risk

Market risk comprises interest rate- and currency risk, and other price risks. The Company has no financial derivatives of which the fair value would fluctuate because of changes in other prices.

d. Interest rate risk

The Company is exposed to interest rate risk for debt with floating interest rates.

e. Currency risk

The Company incurs operating expenses in Norwegian Kroner. At the reporting date the Company has no non-current monetary asset or liabilities in non-USD currencies.

f. Other risks

The Company is exposed to general freight and bunker price fluctuations for its vessel. To reduce such risks the Company may enter into bunker derivatives to hedge against fluctuations in the results for Contracts of Affreightments without World Scale compensation. The Company may also enter into forward freight agreements to mitigate the risks of the fluctuating freight market. Gains or losses associated with such instruments are currently recorded as operating income/(expenses).

Financial derivatives and hedging

At 31 December, 2021 and 2020 the Company has neither financial derivatives nor hedging contracts.

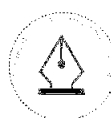
19. Contingencies

The Company maintains insurance coverage for its activities consistent with industry practice. In the course of 2021 the Company has not been involved in any incidents which have resulted in material loss or liability to the Company.

20. Subsequent events

There has not been any events that would materially impact the financial statements for 2021 after 31 December 2021.

20



This file is sealed with a digital signature.
The seal is a guarantee for the authenticity
of the document.

Document ID:
4EB35816079946E48D0AFF03FF9959E0



Skattedirektoratet

Saksbehandler Rune Tystad	Deres dato 04.12.2015	Vår dato 10.12.2015
Telefon 977 59 464	Deres referanse Nicholas Nunn	Vår referanse 2011/1133256

KRISTIAN GERHARD JEBSEN SKIPSREDERI AS
Folke Bernadottes vei 38
5147 FYLLINGSDALEN

Tillatelse til å utarbeide årsregnskap og årsberetning på engelsk språk for SKS Shipowning II AS, org.nr. 915 259 421

- Vi viser til deres brev av 4. desember 2015 hvor dere søker om dispensasjon fra kravet til å utarbeide årsregnskap og årsberetning på norsk språk for SKS Shipowning II AS.

Skattedirektoratet gir på bakgrunn av en konkret helhetsvurdering SKS Shipowning II AS dispensasjon fra kravet til å utarbeide årsregnskap og årsberetning på norsk språk, jf. regnskapsloven § 3-4 tredje ledd. Dispensasjonen forutsetter at opplysningene som vedtaket baserer seg på ikke endres vesentlig.

Kopi av dette brevet må sendes Regnskapsregisteret i Brønnøysund sammen med årsregnskapet. Det påligger den regnskapspliktige å dokumentere ved dette brev at tillatelsen er gitt.

Bakgrunn

SKS Shipowning II AS er et 100 % eid selskap av SKS Tankers Holding AS som igjen er 100 % eid av Kristian Gerhard Jebsen Skipsrederi AS. Kristian Gerhard Jebsen Skipsrederi AS med datter- og datterdatterselskaper er tidligere gitt dispensasjon fra kravet til å utarbeide årsregnskap og årsberetning på norsk språk. Det er opplyst at konsernets arbeidsspråk er engelsk. Konsernet er av internasjonal karakter innenfor skipsfart og dette innebærer at selskapet må utarbeide engelsk versjon av konsernregnskapet samt for en rekke tilhørende datterselskaper for å tilfredsstille kravene til sine bankforbindelser, kunder, leverandører etc. De norske versjonene utarbeides kun for å tilfredsstille regnskapsloven.

Skattedirektoratets vurdering

Etter regnskapsloven § 3-4 tredje ledd skal "årsregnskapet og årsberetningen ... være på norsk. Departementet kan ved ... enkeltvedtak bestemme at årsregnskapet og/eller årsberetningen kan være på et annet språk."

I Ot. prp. nr. 42 (1997-1998) Om lov om årsregnskap m.v., er det uttalt følgende om regnskapslovens formål, jf. pkt. 1.1:

Regjeringen har som siktemål at regnskapsloven skal bidra til informative regnskaper for ulike grupper av regnskapsbrukere. Regnskapsbrukerne er dels investorer og kreditorer som tilfører kapital til foretakene, og dels andre grupper som har interesse av å vite hvordan

Postadresse
Postboks 9200 Grønland
0134 Oslo

Besøksadresse:
Se www.skatteetaten.no
Org.nr: 996250318
E-post: skatteetaten.no/sendepost

Sentralbord
800 80 000
Telefaks
22 17 08 60



foretaket drives, f.eks. de ansatte og lokalsamfunnet. Informasjonen til kapitalmarkedet skal gi grunnlag for riktig prising av finansielle objekter. Riktig prisdannelse på aksjer er en forutsetning for at ressursbruken i samfunnsøkonomien skal bli best mulig. Gode regnskaper vil også gjøre det vanskeligere for markedsdeltakere å ta ut spekulasjonsgevinster med basis i skjevt fordelt informasjon.

Det fremgår således at et av hovedformålene med regnskapsloven er å bidra til “*informative regnskaper for ulike grupper av regnskapsbrukere*”. Regnskapsbrukere vil omfatte, jf. uttalelsen i proposisjonen, blant andre investorer, kreditorer, ansatte og lokalsamfunnet.

Det er etter Skattedirektoratets vurdering derfor avgjørende ved vurdering av om dispensasjon fra kravet til å utarbeide årsregnskap og/eller årsberetning på norsk, at det ikke foreligger mulige brukere av regnskapsinformasjon som blir vesentlig berørt negativt ved en eventuell dispensasjon.

Som nevnt ovenfor er det særlig hensynet til brukerne av regnskapsinformasjon som skal vurderes ved en dispensasjonssøknad. I denne vurderingen har Skattedirektoratet lagt vekt på at konsernet er av internasjonal karakter innenfor skipsfart og at dette innbefatter at selskapet må utarbeide engelsk versjon av konsernregnskapet samt for en rekke tilhørende datterselskaper for å tilfredsstillere kravene til sine bankforbindelser, kunder, leverandører etc. Det er videre lagt vekt på at konsernets arbeidsspråk er engelsk.

Vennligst oppgi vår referanse ved henvendelser i saken.

Med hilsen

Torstein Kinden Helleland
seniorrådgiver
Rettsavdelingen, foretaksskatt
Skattedirektoratet

Rune Tystad

Dokumentet er elektronisk godkjent og har derfor ikke håndskrevne signaturer