



ÅRSREGNSKAPET FOR REGNSKAPSÅRET 2023 - GENERELL INFORMASJON

Enheten

Organisasjonsnummer:	919 603 771
Organisasjonsform:	Aksjeselskap
Foretaksnavn:	SPIRIT ENERGY NORWAY AS
Forretningsadresse:	c/o Advokatfirmaet Schjødt AS Kongsgårdbakken 3 4005 STAVANGER

Regnskapsår

Årsregnskapets periode:	01.01.2023 - 31.12.2023
-------------------------	-------------------------

Konsern

Morselskap i konsern:	Ja
Konsernregnskap lagt ved:	Ja

Regnskapsregler

Regler for små foretak benyttet:	Nei
Benyttet ved utarbeidelsen av årsregnskapet til selskapet:	Regnskapslovens alminnelige regler
Benyttet ved utarbeidelsen av årsregnskapet til konsernet:	-

Årsregnskapet fastsatt av kompetent organ

Bekreftet av representant for selskapet:	John Cooper
Dato for fastsettelse av årsregnskapet:	24.06.2024

Grunnlag for avgivelse

År 2023: Årsregnskapet er elektronisk innlevert
År 2022: Tall er hentet fra elektronisk innlevert årsregnskap fra 2023

Det er ikke krav til at årsregnskapet m.v. som sendes til Regnskapsregisteret er undertegnet. Kontrollen på at dette er utført ligger hos revisor/enhetens øverste organ. Sikkerheten ivaretas ved at innsender har rolle/rettighet for innsending av årsregnskapet via Altinn, og ved at det bekreftes at årsregnskapet er fastsatt av kompetent organ.

Brønnøysundregistrene, 12.08.2025



Resultatregnskap

Beløp i: NOK	Note	2023	2022
RESULTATREGNSKAP			
Inntekter			
Salgsinntekt	3	0	7 132 041 000
Annen driftsinntekt	4	44 257 000	2 756 299 000
Sum inntekter		44 257 000	9 888 340 000
Kostnader			
Lønnskostnad	5	7 000	60 936 000
Avskrivning på varige driftsmidler og immaterielle eiendeler		0	956 075 000
Annen driftskostnad		142 000	1 012 448 000
Sum kostnader		149 000	2 029 459 000
Driftsresultat		44 108 000	7 858 881 000
Finansinntekter og finanskostnader			
Renteinntekt fra foretak i samme konsern	8	77 206 000	6 521 000
Annen renteinntekt			50 358 000
Valutagevinst		4 602 000	127 891 000
Sum finansinntekter		81 808 000	184 770 000
Annen finanskostnad		75 878 000	216 000
Sum finanskostnader		75 878 000	216 000
Netto finans		5 930 000	184 554 000
Ordinært resultat før skattekostnad		50 038 000	8 043 435 000
Skattekostnad på ordinært resultat	9	-5 941 000	4 941 870 000
Ordinært resultat etter skattekostnad		55 979 000	3 101 565 000
Årsresultat		55 979 000	3 101 565 000
Overføringer og disponeringer			
Ordinært utbytte			575 000 000
Overføringer til/fra annen egenkapital		55 979 000	2 526 565 000
Sum overføringer og disponeringer		55 979 000	3 101 565 000



Balanse

Beløp i: NOK	Note	2023	2022
BALANSE - EIENDELER			
Anleggsmidler			
Immaterielle eiendeler			
Sum anleggsmidler		0	0
Omløpsmidler			
Varer			
Fordringer			
Betinget vederlag	12	0	489 528 000
Fordring på skattemyndighetene	9	19 986 000	49 495 000
Andre fordringer	13	1 047 000	719 000
Konsernfordringer	11	1 736 987 000	1 652 878 000
Sum fordringer		1 758 020 000	2 192 620 000
Bankinnskudd, kontanter og lignende			
Bankinnskudd, kontanter og lignende	14	5 304 000	16 863 000
Sum bankinnskudd, kontanter og lignende		5 304 000	16 863 000
Sum omløpsmidler		1 763 324 000	2 209 483 000
SUM EIENDELER		1 763 324 000	2 209 483 000
BALANSE - EGENKAPITAL OG GJELD			
Egenkapital			
Innskutt egenkapital			
Selskapskapital	10	30 000	30 000
Overkurs	10	3 399 876 000	3 399 876 000
Sum innskutt egenkapital		3 399 906 000	3 399 906 000
Opptjent egenkapital			
Udekket tap	10	3 274 940 000	3 330 919 000
Sum opptjent egenkapital		-3 274 940 000	-3 330 919 000



Balanse

Beløp i: NOK	Note	2023	2022
Sum egenkapital		124 966 000	68 987 000
Sum langsiktig gjeld		0	0
Kortsiktig gjeld			
Leverandørgjeld		4 000	0
Utbytte			575 000 000
Kortsiktig konserngjeld		2 105 000	2 105 000
Annen kortsiktig gjeld		1 636 249 000	1 562 391 000
Sum kortsiktig gjeld		1 638 358 000	2 139 496 000
Sum gjeld		1 638 358 000	2 139 496 000
SUM EGENKAPITAL OG GJELD		1 763 324 000	2 208 483 000



DocuSign Envelope ID: C9BB51EC-28F5-4C8D-873F-C19D70FAEDAF

Spirit Energy Norway AS

Annual Report for 2023

Operations and locations

Spirit Energy Norway AS ("the Company") sold its trade and assets to Sval Energi and Equinor in 2022, the transaction completed on 31 May 2022. The Company's head office address is in Stavanger.

Prior to the completion of the sale, Spirit Energy was an independent oil and gas production and exploration company and produced from the Statfjord fields, Kvitebjørn, Oda, Ivar Aasen, Maria, Vega and Vale. The production of oil, NGL and gas in 2023 amounted to net zero barrels of oil equivalents (mmbøe), compared to 6.0 million barrels in 2022.

Divestment of business

The Company entered into agreements to sell its full portfolio of Norwegian oil and gas assets and business excluding the Statfjord field to Sval Energi AS ("Sval") and its interests in the Statfjord field to subsidiaries of Equinor ASA ("Equinor"). The transaction has a commercial effective date of 1 January 2022 with a headline consideration of USD1,076 million, subject to purchase price adjustments and customary adjustments to working capital, on a debt free, cash free basis, plus a deferred commodity price linked contingent payment.

The Sval sale is a disposal of the entire business excluding the Statfjord field, including the employees. All decommissioning liabilities transfer to the buyers, Sval and Equinor, and the Company will only retain the secondary statutory liabilities.

In relation to the sale of the Norway Business, the company has agreed to indemnify, and hold harmless, Sval Energi from and against all costs, expenses and liabilities related to certain legacy notified tax claims. The amount recognised in the Company's balance sheet as at 31 December 2023 in respect of indemnities to Sval Energi related to uncertain tax positions on notified tax claims and amounted to NOK 1,636,249 thousand (note 15).

Comments related to the financial statements:

Income statement

Revenue excluding other income decreased by NOK 7 132 041 thousand, or 100 %, to NOK nil (2022: NOK 7 132 041 thousand) principally due to operation in 2023 as the result of the sale of the assets in 2022.

Other income decreased significantly to NOK 44 257 thousand (2022: 2 756 299 thousand) due to the gain on disposal for the trade and assets of the business in 2022. The NOK 44,257 thousand difference arises from the NOK 533,385 thousand settlement by Sval in April 2023 and the NOK 489,528 thousand estimated amount in 2022 (see note 4).

Total operating cost in Spirit Energy reduced from NOK 2 029 459 thousand in 2022 to NOK 149 thousand in 2023. The reduction is mainly due to the sale of the business, and the subsequently zero operation in 2023.

Operating profit for the reporting period was NOK 44 108 thousand (2022: NOK 7 858 881 thousand).

The total net finance income dropped from NOK 184,554 thousand in 2022 to NOK 5,929 thousand in 2023. This decline primarily stems from a reduced foreign exchange reserve in 2023 compared to 2022.

Profit before tax was NOK 50 038 thousand (2022: 8 043 434 thousand). The income tax income amounted to NOK 5 941 thousand (2022: NOK 4 941 870 thousand charge) resulting in a net profit after tax of NOK 55 979 thousand (2022: NOK 3,101,565 thousand).

Balance Sheet

The trading assets and liabilities of the business were disposed of as part of the sale transaction in 2022. Remaining assets on the balance sheet at year end mainly is the current assets which is related party loan receivable of NOK 1 736 987 thousand (2022: 1 652 879) which will be retained until all indemnities due to the buyers are satisfied. In 2023, the dividend accrual dropped to zero from NOK 575,000 thousand in 2022 due to a NOK 575,000 thousand dividend settlement in 2023.

Within total current liabilities is an indemnity of NOK 1 636 249 thousand (2022: NOK 1 562 391 thousand) due to Sval in respect of uncertain tax positions.



DocuSign Envelope ID: C9BB51EC-28F5-4C8D-873F-C19D70FAEDAF

Cash flow and liquidity

The Statement of Cash Flows shows that the Company's operational activities generated a positive cash flow of NOK 32 136 thousand in the reporting period (NOK 3 275 421 thousand in 2022). This change was attributed to no operations in 2023, whereas there were five months of business operation in 2022.

Cash outflow from financing activities amounted to NOK 577 080 thousand (NOK 4 817 187 thousand in 2022), mainly driven by the payment of NOK 575 000 thousand in dividends during the year.

The Company has a receivable owed from group companies of NOK 1 736 987 thousand at 31 December 2023. The receivable owed from group companies, and cash and cash equivalents of NOK 5 304 thousand, is considered adequate for the expected activity and cash requirements in 2024.

It is the opinion of the Board that the annual accounts for the reporting period is an accurate reflection of the Company's financial position with respect to assets, liabilities, financial position and results.

Health, Safety and Environment

As the Company is no longer trading, the Company does not pollute the environment and has not engaged in any specific environmental activities.

There have been no employees in the Company in 2023.

Financial risk

The Company is exposed to a variety of financial risks including currency, credit and liquidity risks. The Company's financial risk strategy is managed by the parent company, which continuously monitors and initiates financial risk instruments. Spirit Energy Group maintains strict policies to manage its financial risks as approved by the Group Board of Directors.

Currency risk management

The Company is exposed to currency fluctuations due to the indemnities arising from the sale being denominated in US\$. The Company's foreign currency strategy is managed by the parent company, which continuously monitors and initiates financial risk instruments.

Liquidity & credit risk management

Liquidity risk is the risk that Spirit Energy is unable to meet its financial obligations as they fall due. The Company's financing is supplied via a loan agreement with a related party within the Spirit Energy Group. The loan agreement consists of a draw down funding facility. To mitigate this risk, the Spirit Energy Group holds adequate cash and cash equivalents. Spirit Energy Group had cash and cash equivalents of £1,397 million at 31 December 2023 (2022: £1,097 million) and the liquidity risk is deemed to be very low.

Insurance for board members/ and general manager

Spirit Energy Ltd maintains Directors' and Officers' liability insurance in respect of its Directors and members of the Group's Executive Committee. The insurance also extends to Directors and Officers of its subsidiary companies (owned more than 50%). The insurance covers personal legal liabilities including defence costs arising from a claim. The insurance policy is issued by a reputable insurer with an appropriate rating.

Norwegian Transparency Act

The sale of the trade and assets of the business, including all the workforce, was completed in May 2022, prior to the enforcement of the Norwegian Transparency Act on 1 July 2022. Therefore, we have deemed the Act not applicable to the Company in 2022 or 2023.



DocuSign Envelope ID: C9BB51EC-28F5-4C8D-873F-C19D70FAEDAF

Country to country reporting

Going concern

The Board and General Manager confirm that the annual accounts are based on the going concern principle in accordance with the Accounting Act § 3-3a. The indemnities totalling NOK 1.638 billion is based on updated estimates, which is sufficiently covered by the NOK 1.737 billion deposit provided by Spirit Energy Treasury Limited. No dividend is proposed in 2023.

The Board of Directors recommends retaining the entire 2023 net profit. As such it does not propose any dividends to be paid in 2024.

United Kingdom, 24 June 2024

DocuSigned by:
Nicola Macleod

9874D2A2F71F41C...
Nicola Jane Macleod
General Manager & Chairman of the Board

DocuSigned by:
Dennis Jones

63F61EF06840495...
Dennis Gareth Jones
Board Member

DocuSigned by:
Richard Peace

C879572B58504A8...
Richard Peace
Board Member



Deloitte.

Deloitte AS
Knud Holms gate 8
NO-4005 Stavanger
Norway

+47 51 81 56 00
www.deloitte.no

To the General Meeting of Spirit Energy Norway AS

INDEPENDENT AUDITOR'S REPORT

Opinion

We have audited the financial statements of Spirit Energy Norway AS (the Company), which comprise the balance sheet as at 31 December 2023, the income statement, statement of cash flows for the year then ended, and notes to the financial statements, including a summary of significant accounting policies.

In our opinion

- the financial statements comply with applicable statutory requirements, and
- the financial statements give a true and fair view of the financial position of the Company as at 31 December 2023, and its financial performance and its cash flows for the year then ended in accordance with the Norwegian Accounting Act and accounting standards and practices generally accepted in Norway.

Basis for Opinion

We conducted our audit in accordance with International Standards on Auditing (ISAs). Our responsibilities under those standards are further described in the *Auditor's Responsibilities for the Audit of the Financial Statements* section of our report. We are independent of the Company as required by relevant laws and regulations in Norway and the International Ethics Standards Board for Accountants' International Code of Ethics for Professional Accountants (including International Independence Standards) (IESBA Code), and we have fulfilled our other ethical responsibilities in accordance with these requirements. We believe that the audit evidence we have obtained is sufficient and appropriate to provide a basis for our opinion.

Other Information

The Board of Directors (management) is responsible for the information in the Board of Directors' report and the other information accompanying the financial statements. The other information comprises information in the annual report, but does not include the financial statements and our auditor's report thereon. Our opinion on the financial statements does not cover the information in the Board of Directors' report nor the other information accompanying the financial statements.

In connection with our audit of the financial statements, our responsibility is to read the Board of Directors' report and the other information accompanying the financial statements. The purpose is to consider if there is material inconsistency between the Board of Directors' report and the other information accompanying the financial statements and the financial statements or our knowledge obtained in the audit, or whether the Board of Directors' report and the other information accompanying the financial statements otherwise appear to be materially misstated. We are required to report if there is a material misstatement in the Board of Directors' report or the other information accompanying the financial statements. We have nothing to report in this regard.

Based on our knowledge obtained in the audit, it is our opinion that the Board of Directors' report

- is consistent with the financial statements and
- contains the information required by applicable statutory requirements.

Responsibilities of Management for the Financial Statements

Management is responsible for the preparation of financial statements that give a true and fair view in accordance with the Norwegian Accounting Act and accounting standards and practices generally accepted in Norway, and for such internal control as management determines is necessary to enable the preparation of financial statements that are free from material misstatement, whether due to fraud or error.

Deloitte AS and Deloitte Advokatfirma AS are the Norwegian affiliates of Deloitte NSE LLP, a member firm of Deloitte Touche Tohmatsu Limited, a UK private company limited by guarantee ("DTTL"). DTTL and each of its member firms are legally separate and independent entities. DTTL and Deloitte NSE LLP do not provide services to clients. Please see www.deloitte.com/about to learn more about our global network of member firms.

Registrert i Foretaksregisteret
Medlemmer av Den norske Revisorforening
Organisasjonsnummer: 980 211 282

Deloitte Norway conducts business through two legally separate and independent limited liability companies; Deloitte AS, providing audit, consulting, financial advisory and risk management services, and Deloitte Advokatfirma AS, providing tax and legal services.

Penneo Dokumentnr: JELCO-WLIEV-EWKZ8-ISTSO-LW48E-L5THD



Deloitte.

Independent auditor's report
Spirit Energy Norway AS

In preparing the financial statements, management is responsible for assessing the Company's ability to continue as a going concern, disclosing, as applicable, matters related to going concern. The financial statements use the going concern basis of accounting insofar as it is not likely that the enterprise will cease operations.

Auditor's Responsibilities for the Audit of the Financial Statements

Our objectives are to obtain reasonable assurance about whether the financial statements as a whole are free from material misstatement, whether due to fraud or error, and to issue an auditor's report that includes our opinion. Reasonable assurance is a high level of assurance, but is not a guarantee that an audit conducted in accordance with ISAs will always detect a material misstatement when it exists. Misstatements can arise from fraud or error and are considered material if, individually or in aggregate, they could reasonably be expected to influence the economic decisions of users taken on the basis of these financial statements.

As part of an audit in accordance with ISAs, we exercise professional judgment and maintain professional scepticism throughout the audit. We also:

- identify and assess the risks of material misstatement of the financial statements, whether due to fraud or error. We design and perform audit procedures responsive to those risks, and obtain audit evidence that is sufficient and appropriate to provide a basis for our opinion. The risk of not detecting a material misstatement resulting from fraud is higher than for one resulting from error, as fraud may involve collusion, forgery, intentional omissions, misrepresentations, or the override of internal control.
- obtain an understanding of internal control relevant to the audit in order to design audit procedures that are appropriate in the circumstances, but not for the purpose of expressing an opinion on the effectiveness of the Company's internal control.
- evaluate the appropriateness of accounting policies used and the reasonableness of accounting estimates and related disclosures made by management.
- conclude on the appropriateness of management's use of the going concern basis of accounting, and, based on the audit evidence obtained, whether a material uncertainty exists related to events or conditions that may cast significant doubt on the Company's ability to continue as a going concern. If we conclude that a material uncertainty exists, we are required to draw attention in our auditor's report to the related disclosures in the financial statements or, if such disclosures are inadequate, to modify our opinion. Our conclusions are based on the audit evidence obtained up to the date of our auditor's report. However, future events or conditions may cause the Company to cease to continue as a going concern.
- evaluate the overall presentation, structure and content of the financial statements, including the disclosures, and whether the financial statements represent the underlying transactions and events in a manner that achieves a true and fair view.

We communicate with the Board of Directors regarding, among other matters, the planned scope and timing of the audit and significant audit findings, including any significant deficiencies in internal control that we identify during our audit.

Stavanger, 24 June 2024
Deloitte AS

Bård Frøyland
State Authorised Public Accountant
(electronically signed)

Penneo Dokumentnr: JELCO-WLIEV-EWKZB-ISTSO-LWA8E-L5THD



PENNEO

Signaturene i dette dokumentet er juridisk bindende. Dokument signert med "Penneo™ - sikker digital signatur". De signerende parter sin identitet er registrert, og er listet nedenfor.

"Med min signatur bekrefter jeg alle datoer og innholdet i dette dokument."

Frøyland, Bård

Statsautorisert revisor

Serienummer: no_bankid:9578-5999-4-3047031

IP: 163.116.xxx.xxx

2024-06-26 11:53:19 UTC



Penneo Dokumentnøkkel: JELCO-WLLEY-EWKZ8-ISTSQ-LWABE-L5THD

Dokumentet er signert digitalt, med **Penneo.com**. Alle digitale signatur-data i dokumentet er sikret og validert av den datamaskin-utregnede hash-verdien av det opprinnelige dokument. Dokumentet er låst og tids-stemplet med et sertifikat fra en betrodd tredjepart. All kryptografisk bevis er integrert i denne PDF, for fremtidig validering (hvis nødvendig).

Hvordan bekrefter at dette dokumentet er originalen?

Dokumentet er beskyttet av ett Adobe CDS sertifikat. Når du åpner dokumentet i

Adobe Reader, skal du kunne se at dokumentet er sertifisert av **Penneo e-signature service <penneo@penneo.com>**. Dette garanterer at innholdet i dokumentet ikke har blitt endret.

Det er lett å kontrollere de kryptografiske beviser som er lokalisert inne i dokumentet, med Penneo validator - <https://penneo.com/validator>



DocuSign Envelope ID: C9BB51EC-28F5-4C8D-873F-C19D70FAEDAF

Spirit Energy Norway AS

Annual accounts 2023



DocuSign Envelope ID: C9BB51EC-28F5-4C8D-873F-C19D70FAEDAF

Spirit Energy Norway AS

Income Statement

(Amounts in thousand NOK)

	Note	31.12.23	31.12.22
Revenue	3	0	7,132,041
Other income	4	44,257	2,756,299
Total revenues and other income		44,257	9,888,340
Production costs		0	896,557
Payroll expenses	5	7	60,936
Depreciation, amortisation and impairment		0	956,075
Other operating expenses	6	142	81,904
Exploration (income)/expenses	7	0	33,988
Annual accounts 2023		149	2,029,459
Operating profit		44,108	7,858,881
Interest income	8	77,206	56,879
Interest expenses	8	0	0
Other financial income	8	4,602	127,891
Other financial cost	8	(75,878)	(216)
Net financial income		5,929	184,554
Profit before tax		50,038	8,043,434
Income tax income / (expense)	9	5,941	(4,941,870)
Net profit for the year		55,979	3,101,565
Net profit for the year is allocated as follows:			
Ordinary dividend		0	575,000
Other equity		55,979	2,526,565
Total allocated		55,979	3,101,565



DocuSign Envelope ID: C9BB51EC-28F5-4C8D-873F-C19D70FAEDAF

Spirit Energy Norway AS

Balance sheet

(Amounts in thousand NOK)

Assets	Note	31/12/2023	31/12/2022
Contingent Consideration	12	0	489,528
Current tax receivables	9	19,986	48,495
Receivables - related parties	11	1,736,987	1,652,879
Other receivables	13	1,047	719
Cash and cash equivalents	14	5,304	16,863
Total current assets		1,763,324	2,208,483
Total assets		1,763,324	2,208,483



DocuSign Envelope ID: C9BB51EC-28F5-4C8D-873F-C19D70FAEDAF


Spirit Energy Norway AS

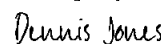
Balance sheet


(Amounts in thousand NOK)

Equity and liabilities	Note	31/12/2023	31/12/2022
Share capital		30	30
Share premium		3,399,876	3,399,876
Total contributed equity		3,399,906	3,399,906
Accumulated deficits			
Loss carried forward		(3,274,940)	(3,330,919)
Total retained earnings		(3,274,940)	(3,330,919)
Total equity	10	124,966	68,987
Trade payables		4	0
Payables - related parties	11	2,105	2,105
Other short term-liabilities	15	1,636,249	1,562,391
Dividend accrual		0	575,000
Total current liabilities		1,638,358	2,139,496
Total liabilities		1,638,358	2,139,496
Total equity and liabilities		1,763,324	2,208,483
		7%	3%

United Kingdom, 24 June 2024

DocuSigned by:

9874D2A2F71F41C...
Nicola Jane Macleod
Chairman of the Board

DocuSigned by:

833E1E706370098...
Dennis Gareth Jones
Board Member

DocuSigned by:

C870572E5880A8...
Richard Peace
Board Member



DocuSign Envelope ID: C9BB51EC-28F5-4C8D-873F-C19D70FAEDAF

Spirit Energy Norway AS

Statement of Cash flows

(Amounts in thousand NOK)

		31/12/2023	31/12/2022
	Note		
Profit/(loss) before tax		50,038	8,043,434
Tax reclaim/(paid)	9	36,783	(3,559,525)
Depreciation and amortisation		0	956,778
(reversal of impairment)/impairment		0	(703)
Gain on disposal of fixed assets	4	(44,257)	(2,754,918)
change in working capital		<u>(10,428)</u>	<u>590,355</u>
		<u>32,136</u>	<u>3,275,421</u>
capital expenditure		0	(1,161,990)
net proceeds on sale of fixed assets	4	<u>533,385</u>	<u>2,012,209</u>
cash flow from investing activities		<u>533,385</u>	<u>850,219</u>
(Payment)/received of long term loan to related parties		(2,080)	3,832,813
Dividend paid in the period	18	(575,000)	(8,650,000)
cash flow used in financing activities		<u>(577,080)</u>	<u>(4,817,187)</u>
Net increase/(decrease) in cash and cash equivalents		(11,559)	(691,547)
cash and cash equivalents beginning of the period		<u>16,863</u>	<u>708,410</u>
cash and cash equivalents end of the period		<u>5,304</u>	<u>16,863</u>



DocuSign Envelope ID: C9BB51EC-28F5-4C8D-873F-C19D70FAEDAF

Note 2 Significant transactions

Disposal of the Norway E&P business

On 8 December 2021 Spirit Energy Group announced that it had agreed to dispose of the Statfjord fields to Equinor and the residual Norwegian portfolio of assets to Sval for a headline consideration of USD 1,076 million.

The sale had an effective commercial date of 1 January 2021 and tax effective date 1 January 2022. The transaction of the disposal was completed on the 31 May 2022, which is material for accounting purposes and for the financial statement 2022. Included the financial results are the business activity prior to the disposal (for the 5 month period from January 2022 till 31 May 2022). From the date and including 2023 the company has had no further business activity or active employee.

As part of the transaction on the 31 May 2022, the company has provided an indemnity to Sval Energi for its ongoing tax cases and Uncertain tax positions (UTP). The UTP provision recognised is based on significant assumptions and estimates. In 2023, there was a minor shift in this balance, primarily attributed to incurred interest.

Note 3 Revenues

Revenue in 2022 relates to the sale of oil, NGL and gas production on Statfjord, Vale, Kvitebjørn, Maria, Vega, Ivar Aasen and Oda, in addition to processing and transport services provided by the Heimdal installation.

(NOK 1000)

	31.12.23	31.12.22
Sale of crude oil	0	2,743,849
Sale of NGL	0	269,256
Sale of gas	0	4,032,534
Transport and processing services	0	86,403
Total	0	7,132,041

Annual accounts 2023

Revenue split by geographic area (by place of delivery):

	31.12.22			
	Crude	NGL	Gas	Total
(NOK 1000)				
UK	1,447,870	62,761	4,029,746	5,540,377
Norway	(976)	28,825	2,788	30,636
Switzerland	381,908	176,713	-	558,621
Singapore	364,423	-	-	364,423
Total	2,193,225	268,299	4,032,534	6,494,057
Change in over/underlift	550,624	956	-	551,581
Total sale including over/underlift	2,743,849	269,256	4,032,534	7,045,638
Other income (transport & processing)				86,403
Total revenues	2,743,849	269,256	4,032,534	7,132,041

Note 4 Other income/(expense)

(NOK 1000)

	31.12.23	31.12.22
Other income		
Gain on disposal	44,257	2,754,918
Other gains	-	1,380
	44,257	2,756,299
Total consideration		
Satisfied by:	31.12.23	31.12.22
Cash and cash equivalents	533,385	2,012,209
Contingent consideration	-489,528	1,249,224
Foreign exchange retranslation	400	-
	44,257	3,261,433
Less net book Assets	-	-506,515
Gain on disposal	44,257	2,754,918

The majority of the 44 MNOK gain is attributable to additional payments received for assets sold in 2022. This gain is primarily driven by foreign exchange benefits, as the USD appreciated against the NOK in 2023 compared to 2022.



DocuSign Envelope ID: C9BB51EC-28F5-4C8D-873F-C19D70FAEDAF

Note	5	Payroll expenses		
		(NOK 1000)		
			31.12.23	31.12.22
		Salaries ¹⁾	0	85,623
		Social security costs	7	12,627
		Pension costs	0	7,059
		Other compensations	(0)	120
		Charges to JV partners	0	(44,493)
		Total	7	60,936

¹⁾ Salaries include bonus, severance packages and expatriate costs in addition to base pay.

	31/12/2023	31/12/2022
Number of employees as of 31/12	0	0

Note	21	Remuneration to Director, Norway (NOK 1000)		
			31.12.23	31.12.22
		Salary, bonus and pension	0	3,899
		Other compensations	0	0
		Total	0	3,899

²⁾ Remuneration to Director, Norway for 2022 consists of 5 months for Gro Kyllingstad.

No other benefits, including 'golden parachutes', loans or security, has been provided to the Director, Norway or members of the board.

The Company is subject to the requirements of the Mandatory Company Pensions Act, and the Company's pension scheme comply with these requirements.

Note	6	Other operating expenses		
		(NOK 1000)		
			31.12.23	31.12.22
		Consultancy	0	65,845
		Services supplied by related companies	0	11,598
		Insurance	0	20,655
		Restructuring cost	0	0
		IT including software maintenance	0	17,353
		Office rental	0	11,202
		Travel expenses	0	359
		Other costs	142	9,018
		Recharge of services to related parties	0	(3,505)
		Charges to operated licences	0	(50,621)
		Total	142	81,904

	31.12.23	31.12.22
Auditors' remuneration (amounts in NOK)		
Other assurance and attestation services	124,800	315,003
Total	124,800	315,003

Audit fees for the group and statutory accounts are invoiced to the parent company in the UK.

VAT is excluded from the audit fees disclosed.

Note	7	Exploration expenses		
		(NOK 1000)		
			31.12.23	31.12.22
		Geology and geophysics	0	8,765
		Seismic	0	2,762
		Special studies	0	915
		Other exploration expenses	0	21,546
		Total	0	33,988



DocuSign Envelope ID: C9BB51EC-28F5-4C8D-873F-C19D70FAEDAF

Note	8	Financial items			
		(NOK 1000)			
			31.12.23	31.12.22	
		Interest income	0	50,358	
		Intercompany interest income	77,206	6,521	
		Interest income	77,206	56,879	
		Foreign exchange gain	4,602	127,891	
		Other financial income	4,602	127,891	
		Finance income	81,808	184,770	
		Other financial expenses	75,878	216	
		Other financial expenses	75,878	216	
		Finance cost	75,878	216	
		Net financial items	5,929	184,554	
Note	9	Income taxes, Deferred tax and tax payable			
		(NOK 1000)			
		Taxes Payable / basis for tax refund	31.12.23	31.12.22	
		Net profit / loss before taxes	50,038	8,043,434	
		Permanent differences	33,248	(9,962,202)	
		Changes in temporary differences	-	1,950,386	
		Basis for company tax before loss carried forward	83,285	31,618	
		Basis for company tax	83,285	31,618	
		Financing costs only subject to 22% tax	(83,285)	(31,618)	
		Basis for special tax	-	-	
		Company tax charged through profit and loss accounts (22%)	(18,323)	6,956	
		Special tax charged through profit and loss accounts (56%)	N/A	(4,000,446)	
		Adjustment prior year periods	24,264	28,241	
		Tax receivable/(payable) recognised to the income statement	5,941	(3,965,249)	
			31.12.23	31.12.22	
		Total company tax in balance sheet	18,323	(6,956)	
		Adjustment prior year periods	(38,309)	(41,538)	
		Tax Receivable	(19,986)	(48,494)	
		Income taxes charged to the income statement consist of:	31.12.23	2022	
		Tax (payable) / receivable	5,941	(3,965,249)	
		Changes in deferred taxes	-	(976,621)	
		Total tax income / (expense)	5,941	(4,941,870)	
		Effective tax rate reconciliation	31.12.23	2022	
		Profit / loss before tax	50,038	8,043,434	
		Expected tax charge	78%	(11,008)	(6,273,879)
		Permanent differences	(7,315)	6,249,217	
		Tax charge related to 1 January to 31 May 2022	N/A	(4,906,672)	
		Financial items net	-	17,705	
		Adjustment prior year periods	24,264	(28,241)	
		Total tax income/(expense)	5,941	(4,941,870)	

The tax rate on company tax from fiscal year 2022 is 22% following the company's sale of its entire upstream business to Sval Energi AS at the end of May 2022. All assets were sold and there were no temporary differences as per 31.12.2022. Though the effective date of the transaction and cessation of upstream activity subject to special tax was 1 January 2022, the transaction date for accounting purposes was 31 May 2022.



DocuSign Envelope ID: C9BB51EC-28F5-4C8D-873F-C19D70FAEDAF

Note 10 Equity

(NOK 1000)

Changes in equity:

	Share capital	Share premium	Loss carried forward	Total
Equity 31.12.2022	30	3,399,876	(3,330,919)	68,987
Net profit			55,979	55,979
Equity 31.12.2023	30	3,399,876	(3,274,940)	124,966

Share capital as of 31 December 2023 consists of 30 001 shares with a par value of NOK 1 per share. All shares have equal voting rights.

The company is owned 100% by Spirit Norway Ltd, registered in England and Wales, which is ultimately owned 69% by Centrica plc, with Bayerngas Norge's former shareholders, led by Stadtwerke München Group (SWM), owning the remaining 31%.

Note 11 Long-term and short-term receivable and payable - related parties

(NOK 1000)

Intercompany	Related parties	31/12/2023	31/12/2022
Short term receivable - related parties	British Gas Trading Ltd.	0	284
Short term receivable - related parties	Spirit Energy Treasury Limited 1)	1,736,987	1,652,595
Short term receivable - related parties	Spirit Production Services Ltd	-	-
Total		1,736,987	1,652,879
Short term debt - related parties	Centrica Plc	(2,105)	(2,105)
Total		(2,105)	(2,105)

¹⁾ The interest rate is supplied by Spirit Energy Treasury Limited, and the interest rate is added to the company loan.

Reference is made to note 18 for transactions with related parties.

Note 12 Contingent consideration

	31/12/2023	31/12/2022
Contingent consideration	0	489,528

In 2022, Equinor owed NOK 99 million, and Sval owed NOK 390 million. This amount was settled between February and April 2023.

Note 13 Other Receivables

Other receivables	31/12/2023	31/12/2022
VAT receivable	1,047	719
Total other receivables	1,047	719

Note 14 Cash and cash equivalents

(NOK 1000)

	31/12/2023	31/12/2022
Cash at bank and in hand	5,304	16,863
Total	5,304	16,863

Note 15 Other short term-liabilities

Other short term liabilities	31/12/2023	31/12/2022
Indemnity Provision 1)	1,636,249	1,562,391
Total other short term liabilities	1,636,249	1,562,391

1) Indemnity provision is an amount owed to Sval in regards to the core operation disposed as at 31 May 2022. The liability has risen due to a mutual agreement with Sval, which is binding under the consideration agreed with Sval. It specifies that the company will protect the disposed assets transferred from any short-term probable future uncertain tax provision. As such the company has estimated a NOK 1,636,000 thousand (2022: 1,562,000) provision. The Company deems this to be a reasonable assumption in order to cover any future commitments or obligations, in relation the transferred assets. Any decrease in indemnity provision will be posted to other financial expense, in the income statement.



DocuSign Envelope ID: C9BB51EC-28F5-4C8D-873F-C19D70FAEDAF

Note 16 Financial and market risks

The main market risks for Spirit Energy are fluctuations in oil and gas prices, and currency fluctuation between pound (GBP), dollar (USD), euro (EUR) and Norwegian kroner (NOK). The company has not entered into any contracts to reduce such risks.

The Company is financed by Spirit Energy Group, which have a good liquidity and no external loans as at 31 December 2023.

The credit and liquidity risk is low as the company is financed by the Spirit Energy Group that at year-end is self-financed without any external loans.

Note 17 Foreign exchange rates used at year end

Foreign exchange rates applied at year end are group provided exchange rates.

	<u>31.12.23</u>	<u>31.12.22</u>
Pounds (GBP)	12.8993	11.88634
Dollars (USD)	10.1569	9.84335
Euro (EUR)	11.2168	10.52599

Note 18 Transactions with related parties

Transaction with related parties (NOK 1000):

	<u>31.12.23</u>	<u>31.12.22</u>
a) Sales of products and services	Intercompany	
Sale of Dry Gas	0	4,022,253
Sale/ recharge of services	0	3,417
Sale/ recharge of services	0	88
Sale/ recharge of services	-	0
Sale/ recharge of services	-	0
Interest income on loan to related parties	76,815	37,927
b) Purchase of products and services	Intercompany	
Purchase of services from related parties	0	33,489
Purchase of services from related parties	0	11,598
Interest expenses on loan from related parties	0	4,242
Guarantee charges from related parties	0	14,931
c) Dividend transactions	Intercompany	
Dividend payment to	575,000	8,650,000

Note 19 Subsequent events

No other subsequent events have been identified which impact the financial information as per December 31, 2023.



Vår dato
20.03.2019

Din/Deres dato
27.12.2018

Saksbehandler
Henning Stokke

800 80 000
Skatteetaten.no

Din/Deres referanse
Kari Holm

Telefon
800 80 000

Org.nr
974761076

Vår referanse
2019/5205256

Postadresse
Postboks 9200 Grønland
0134 OSLO

SPIRIT ENERGY NORWAY AS
Postboks 520
4007 STAVANGER

Tillatelse til å utarbeide årsberetning og årsregnskap på engelsk språk Spirit Energy Norway AS, org.nr. 919 603 771

Vi viser til deres brev av 27. desember 2018 der det søkes om dispensasjon fra kravet til å utarbeide årsregnskap og årsberetning på norsk språk for Spirit Energy Norway AS.

Skattedirektoratet gir på bakgrunn av en konkret helhetsvurdering Spirit Energy Norway AS dispensasjon fra kravet til å utarbeide årsregnskap og årsberetning på norsk språk, jf. regnskapsloven § 3-4 tredje ledd. Dispensasjonen gjelder så lenge opplysningene som vedtaket baserer seg på ikke endres vesentlig.

Kopi av dette brevet må sendes Regnskapsregisteret i Brønnøysund sammen med årsregnskapet. Det påligger den regnskapspliktige å dokumentere ved dette brev at tillatelsen er gitt.

Bakgrunn

Fra søknaden gjengis:

- Eiere / investorer

Spirit Energy Norway AS er et 100 % eiet datterselskap av Spirit Energy Limited, som igjen eies 69% av Centrica PLC og 31% av Stadtwerke MUnchen GmbH / Bayerngas GmbH. Årsregnskap og årsberetning må utarbeides på engelsk for at investorer og eiere skal ha nytte, samt mulighet til å forstå regnskapet.

- Bransje

Spirit Energy Norway AS bransje er petroleumsvirksomhet hvor bransjespråket i all hovedsak er engelsk.

- Kunder og leverandører

Som det fremgår av punktet over er engelsk bransjespråket og korrespondanse foregår i all hovedsak på engelsk både til kunder og leverandører.

- Ansatte

Arbeidspråket for de ansatte er engelsk.

- Långivere

Selskapet har ingen eksterne lånegivere.



Skattedirektoratets vurdering

Etter regnskapsloven § 3-4 tredje ledd skal *”årsregnskapet og årsberetningen ... være på norsk. Departementet kan ved ... enkeltvedtak bestemme at årsregnskapet og/eller årsberetningen kan være på et annet språk.”*

I Ot. prp. nr. 42 (1997-1998) Om lov om årsregnskap m.v., er det uttalt følgende om regnskapslovens formål, jf. pkt. 1.1:

”Regjeringen har som siktemål at regnskapsloven skal bidra til informative regnskaper for ulike grupper av regnskapsbrukere. Regnskapsbrukerne er dels investorer og kreditorer som tilfører kapital til foretakene, og dels andre grupper som har interesse av å vite hvordan foretaket drives, f.eks. de ansatte og lokalsamfunnet. Informasjonen til kapitalmarkedet skal gi grunnlag for riktig prisning av finansielle objekter. Riktig prisdannelse på aksjer er en forutsetning for at ressursbruken i samfunnsøkonomien skal bli best mulig. Gode regnskaper vil også gjøre det vanskeligere for markedsdeltakere å ta ut spekulasjonsgevinster med basis i skjevt fordelt informasjon.”

Det fremgår således at et av hovedformålene med regnskapsloven er å bidra til *”informative regnskaper for ulike grupper av regnskapsbrukere”*. Regnskapsbrukere vil omfatte, jf. uttalelsen i proposisjonen, blant andre investorer, kreditorer, ansatte og lokalsamfunnet.

Det er etter Skattedirektoratets vurdering derfor avgjørende ved vurdering av om dispensasjon fra kravet til å utarbeide årsregnskap og/eller årsberetning på norsk kan gis, at det ikke foreligger mulige brukere av regnskapsinformasjon som blir vesentlig berørt negativt ved en eventuell dispensasjon.

Som nevnt ovenfor er det er særlig hensynet til brukerne av regnskapsinformasjon som skal vurderes ved en dispensasjonssøknad. I denne vurderingen har Skattedirektoratet lagt vekt på at selskapet er heleid av et utenlandsk selskap. Eierkretsen er begrenset. I tillegg opererer selskapet i en internasjonal bransje. Videre er det vektlagt at alle sentrale aktører og samarbeidspartnere innen denne bransjen behersker og benytter engelsk.

Vennligst oppgi vår referanse ved henvendelse i saken.

Med hilsen

Inger Helene Iversen
seniorrådgiver
Juridisk avdeling
Skattedirektoratet

Henning Stokke

Dokumentet er elektronisk godkjent og har derfor ikke håndskrevne signaturer.



Skatteetaten

Vår dato 10.08.2022	Din/Deres dato 04.08.2022	Saksbehandler Lars Waaltorp
800 80 000 Skatteetaten.no	Din/Deres referanse AR500901683	Telefon 90833418
Org.nr 974761076	Vår referanse 2022/5663481	Postadresse Postboks 9200 Grønland 0134 OSLO

SPIRIT NORWAY HOLDING AS
Veritasveien 29
4007 STAVANGER

Att. Elisabeth Skeie

Fritak for konsernregnskapsplikt for Spirit Norway Holding AS, org.nr. 989 490 168

Vi viser til deres brev av 4. august 2022 hvor dere søker om fritak fra plikten til å utarbeide konsernregnskap for Spirit Norway Holding AS. Søknaden ble sendt til Skattedirektoratet. Skattedirektoratets myndighet til å treffe enkeltvedtak etter regnskapsloven § 3-7 fjerde ledd ble delegert til skattekontoret med virkning fra 1. juni 2019.

Skattekontoret finner med hjemmel i regnskapsloven § 3-7 fjerde ledd å kunne gi tillatelse til at det gjøres unntak for konsernregnskapsplikten for Spirit Norway Holding AS. Dispensasjonen gjelder så lenge opplysningene som danner grunnlaget for vedtaket ikke endres vesentlig.

Kopi av dette brev må sendes Regnskapsregisteret i Brønnøysund sammen med årsregnskapet mv. Det påligger den regnskapspliktige å dokumentere ved dette brev at tillatelsen er gitt.

Bakgrunn

Spirit Norway Holding AS er morselskap i et underkonsern, hvor Spirit Energy Limited er det ultimate morselskapet og er hjemmehørende i Storbritannia. Konsernregnskap utarbeides av Spirit Energy Limited på engelsk språk etter IFRS, hvor Spirit Norway Holding AS med datterselskaper er omfattet.

Skattekontorets vurdering

Det forutsettes at Spirit Energy Limited utarbeider konsernregnskap som omfatter den regnskapspliktige og dennes datterselskaper. Det legges til grunn at dette konsernregnskapet er utarbeidet i samsvar med IFRS og at kravene i regnskapsloven § 3-7 med forskrifter for øvrig følges. Bestemmelsene i regnskapsloven kapittel 8 gjelder tilsvarende for dette konsernregnskapet.

Når det gjelder hvilket språk morselskapet skal utarbeide konsernregnskapet på, vises det til forskrift av 7. september 2006 nr. 1062 til utfylling og gjennomføring mv. av regnskapsloven. Det følger av § 3-7-1 at konsernregnskapet foruten å være på norsk, kan være på svensk, dansk eller engelsk.

Skattekontoret gir etter en konkret helhetsvurdering tillatelse til at det gjøres unntak for konsernregnskapsplikten.



Vennligst oppgi vår referanse ved henvendelse i saken.

Med hilsen

Lars Waalorp
seniorrådgiver
Brukerdialog, brukerkontakt
Skatteetaten

Dokumentet er elektronisk godkjent og har derfor ikke håndskrevne signaturer.



Annual Report & Financial Statements
Year ended 31 December 2022

SPIRIT ENERGY



TABLE OF CONTENT

General Information	2
Strategic Report	3
Directors' Report	12
Directors' Responsibility Statement	16
Financial Report	17
Independent Auditor's Report	18
Consolidated Income Statement	22
Consolidated Statement of Comprehensive Income/(Loss)	23
Consolidated Balance Sheet	24
Consolidated Statement of Changes in Equity	26
Consolidated Cash Flow Statement	27
Notes to the Consolidated Financial Statements	29
Company Balance Sheet	81
Company Statement of Changes in Equity	82
Notes to the Company Financial Statements	83
Gas and Liquids Reserves (Unaudited)	89
Definitions and Reconciliation of Adjusted Performance Measures (Unaudited)	90



GENERAL INFORMATION

Directors

C.M. O'Shea (Chairman) (appointed 2 February 2022)
Dr. T.C. Meerpohl (Deputy Chairman)
N.J. McCulloch (Chief Executive Officer) (appointed 2 February 2022)
T. Holm
J.S. Bessell
D.J. House
M.R. Scargill
V.M. Hanafin (resigned 2 February 2022)
C.M. Cox (resigned 2 February 2022)

Registered office

1st Floor
20 Kingston Road
Staines-upon-Thames
England
TW18 4LG

Auditor

Deloitte LLP
2 New Street Square
London
EC4A 3HQ

Company number

10854461

Company type

Spirit Energy Limited is a private limited company and registered in England and Wales.



STRATEGIC REPORT

The Directors present their Consolidated Strategic Report for Spirit Energy Limited (the 'Company') and its subsidiaries (together, the 'Group' or 'Spirit Energy') for the year ended 31 December 2022.

Principal activities and strategy

Spirit Energy's strategy is to deliver a focused business that will realise value to its shareholders through the safe delivery of production from its existing assets, meeting and de-risking its decommissioning obligations, and exploring strategic energy transition opportunities from its existing assets.

Section 172(1) Directors' Duty

As a result of being responsible for overseeing our strategy described above, the Directors remain conscious of the impact their decisions can have on employees, communities and the environment.

Proactive engagement remains a central focus for the Board, which ensures the Directors have regard to the matters set out in S.172(1) (a) to (f) of the Companies Act. They receive regular stakeholder insights and feedback, which enables them to place stakeholder considerations at the very heart of the Board's decisions as follows:

Section	Reference	Page
Decisions for the long-term success of the Company	Strategic Report – Principal activities and strategy	3
	Strategic Report – Future developments in business	5
	Strategic Report – Streamlined energy and carbon reporting	8
	Directors' Report – Going concern	12
	Directors' Report – Governance framework	13
	Note 21 – Sources of finance	56
How the Board engages with stakeholders and how the Directors have regard to the need to foster the Company's business relationships with all of its stakeholders, and the effect of that regard	Strategic Report – Business relationship	11
	Directors' Report – Employment policies	13
	Directors' Report – Governance framework	13
Risks	Strategic Report – Principal risks and uncertainties	6
	Note S2 – Financial risk management	70
Training and information	Strategic Report – Employee engagement and culture	10
	Directors' Report – Employment policies	13
Policies and procedures	Directors' Report – Governance framework	13
Capital allocation and dividend policy	Directors' Report – Governance framework	13
	Note 9 – Dividends	43
Culture and workforce	Strategic Report – Employee engagement and culture	10
	Directors' Report – Employment policies	13
Climate Change	Strategic Report – Streamlined energy and carbon reporting	8



STRATEGIC REPORT

CONTINUED

Key performance indicators ('KPIs')

In order to monitor the delivery of our strategy, we have identified KPIs which are used across the business to manage the assets and identify opportunities to improve performance and adapt operating plans to changing circumstances. Performance against KPIs is tracked and reviewed at monthly meetings of the Executive Committee and is reported to the Board of Directors. The Directors believe that these financial KPIs provide additional useful information on business performance and underlying trends. These measures are used for internal performance purposes. The adjusted measures in this report are not defined terms under IFRS and may not be comparable with similarly titled measures reported by other companies. Please refer to pages 90 and 91 for definitions and reconciliation of adjusted performance measures to the statutory results. The following tables discuss the financial and non-financial KPIs for the current year with prior year comparatives.

Financial KPIs

KPI	Description	Relevance to Group strategy	2022 Performance for year	2021 Performance for year
Adjusted operating profit	Operating profit before exceptional items and certain re-measurements of energy contracts ⁽ⁱ⁾	Reflects Group profitability performance	£184m	£34m
Adjusted profit after tax	Profit for the year after tax before exceptional items and certain re-measurements of energy contracts and related taxation ⁽ⁱ⁾	Reflects Group profitability performance	£91m	£32m
Adjusted operating cash flow	Net cash flow from operating activities before payments relating to exceptional charges	Reflects cash flow available for capital expenditure	£466m	£294m
Free cash flow	Adjusted operating cash flow less purchases of PP&E and intangibles and proceeds from sales of PP&E, intangibles and business	Reflects cash flow available for Shareholder dividends and servicing finance	£432m	£262m
Lifting cost per barrel	All field operating costs and tariffs (net of costs incurred for running a third-party terminal at Barrow)	Reflects competitive cost structure and ability to generate cash flow in a low-price environment	16.9/boe	£16.3/boe

Non-financial KPIs

KPI	Description	Relevance to Group strategy	2022 Performance for year	2021 Performance for year
Total recordable incident frequency ('TRIF') rate	Total recordable incidents per 200,000 hours for operated assets	Reflects safety performance which is a core foundation of a sustainable company	0.30	0.11
Process safety incident rate ('PSIR')	Number of Tier 1 and Tier 2 process safety incidents per 200,000 hours for operated assets	Reflects safety performance which is a core foundation of a sustainable company	0.00	0.00
Production	Production of gas, oil and liquids	Core driver of revenue generation and long-term sustainability of production	17.5 mmboe	17.8 mmboe
Reserves/production	2P reserves/current year production	Reflects long-term sustainability of production	3.7	4.1

⁽ⁱ⁾ A description of exceptional items and re-measurements of energy contracts is provided in note 2 within the notes to the Financial Statements.



STRATEGIC REPORT

CONTINUED

Operating review

On 31 May 2022, the sale of the interests in Statfjord (UK and Norway) and the full portfolio of Norwegian oil and gas assets to two unrelated third-party buyers was completed for a headline consideration of \$1,076 million, resulting in an exceptional loss of £183 million in the period. These disposals have been treated as discontinued operations in the financial statements, see note 10 for further details.

For continuing operations, annual production decreased by 2% to 17.5 mmmboe compared to 2021, principally due to a reduction in reserves. Our 2P reserves were 8.30 mmmboe lower at the end of 2022 than at the end of 2021, with positive revisions offsetting production during the year. Overall, this represented a reserves/production ratio of 3.7 times (2021: 4.1 times).

2022 has seen significant increases in forward commodity prices, both in terms of observable market prices and forecast forward prices. However, maximum write-backs were taken in the previous year therefore no additional impairment reversals were recognised in 2022 on our portfolio of assets (2021: £723 million). Impairments of £84 million pre-tax have been recognised within operating costs, comprising of £64 million for the write off of the Chiswick C7 well, which could not be completed due to high volumes of water in the reservoir, and £20 million for the write off of the remaining Brae asset following an update to the deferred petroleum revenue tax (DPRT) position in 2022.

Lifting costs increased from £16.3/boe in 2021 to £16.9/boe in 2022, principally due to higher underlying costs which are offset slightly by higher production.

We continued to achieve cost savings across our operated decommissioning portfolio.

Future developments in business

The Group's objective is to maintain safe production at a low cost in order to generate strong cash flow which will be utilised to meet the remaining portfolio's decommissioning obligations while minimising further investment in oil and gas exploration.

The Group continues to execute decommissioning projects and in 2023 will be focussing primarily on Chestnut, Trees and A-Fields.

Our vision is to become a net-zero company for operational (Scope 1 and 2) emissions by 2050. We also intend to explore how we could repurpose our infrastructure to support our Net Zero obligations. One of the ways in which we endeavour to pursue this goal is by making Green House Gas (GHG) emissions criteria a formal part of our investment decision-making and how we run our business. In addition, we are working to stop all routine flaring by 2030, in alignment to the World Bank's Initiative, minimise our primary production emissions through improved operational efficiency, reduced flaring and fugitive leak detection and repair programmes and implement a GHG Emissions Management Standard.

During the year we had our 3rd LOD Audit (Emissions Management Standard) completed, it was assessed as "industry leading". Emissions workshops provided a deeper dive on our active emissions reduction opportunities and we implemented the Methane Action Plan. Our goal is to implement Phase 3 of Energy Savings Opportunities and Regulatory reporting obligations in 2023.

Spirit Energy has 'signed up' to the North Sea Transition Deal. This commits us to reducing our carbon dioxide emissions by 25% by 2025 and 50% by 2030 for which we have developed and monitor a plan to achieve. Spirit Energy is still contributing to primary energy security, affordability and sustainability through low-carbon-intensity gas production. Morecambe Net Zero is in the build phase, anticipating 1st injection of CO2 before 2030.



STRATEGIC REPORT

CONTINUED

Financial review

The Group reported a profit after tax of £358 million for the year ended 31 December 2022 compared to a loss of £104 million in 2021. The increase in profit is primarily due to higher commodity prices. The narrative below refers specifically to continuing operations. Details on discontinued operations are included in note 10 of these financial statements.

Group revenue increased by £942 million, or 72%, to £2,250 million (2021: £1,308 million) principally due to higher commodity prices.

Cost of sales were £686 million, 26% higher than 2021. The increase principally relates to higher depreciation costs following impairment reversals in 2021 and higher underlying costs.

Operating costs of £159 million were £88 million higher than £71 million in 2021 principally due to impairments of £84 million pre-tax, comprising of £64 million for the write off of the Chiswick C7 well, which could not be completed due to high volumes of water in the reservoir, and £20 million for the write off of the remaining Brae asset following an update to the deferred petroleum revenue tax (DPRT) position in 2022.

The statutory operating profit was £611 million in 2022 compared to a £567 million loss in 2021. Operating profit from continuing operations did not include any exceptional items in 2022 (2021: exceptional income of £511 million).

Gross profit of £770 million (2021: £1,007 million loss) included £794 million of losses from the re-measurements of energy contracts (2021: £1,771 million loss). This consisted of a £511 million gain (2021: £1,112 million loss) from the re-measurement of certain energy contracts and a £1,305 million loss (2021: £659 million) from the settlement of energy contracts.

Profit after taxation for the year from continuing operations was £409 million (2021: £304 million loss).

Alternative performance measures

The following alternative performance measures only relate to continuing operations.

Adjusted operating profit increased by £150 million to £184 million principally due to improved commodity prices.

Adjusted profit after tax increased by £59 million to a profit of £91 million (2021: £32 million) due to increased revenue

and a reduction on losses for the re-measurement of certain energy contracts.

Adjusted operating cash flow increased by 59% to £466 million, driven primarily by improved prices. After capital expenditure of £119 million (2021: £76 million) and inflows of £85 million (2021: £44 million) from the sale of businesses, the Group generated free cash flow of £432 million in 2022 compared to £262 million in 2021.

Lifting costs increased from £16.3/boe in 2021 to £16.9/boe in 2022, principally due to higher underlying costs which are offset slightly by higher production.

Principal risks and uncertainties

Spirit Energy is exposed to risks arising from compliance, environmental, strategic, operational and financial factors. Accordingly, our management system includes a risk, assurance and control framework to ensure that consistent methods and processes are applied across the business to manage risks and opportunities arising in delivering our strategy.

Key risks include operational risks, particularly relating to the safe and reliable operation of the business, inability to attract, retain, motivate and develop people with the necessary capabilities and competence and effective and available information systems and security. Spirit Energy invests heavily in its resource capability and management systems including standards, policies, procedures and controls to minimise the severity of the impact and probability of such risks arising. We also maintain a comprehensive insurance programme against losses incurred in the operation of our assets and executing infill drilling, asset modification, capital developments and decommissioning projects.

Spirit Energy monitors and ensures compliance with regulatory requirements. The risks associated with compliance include market conduct, financial crime, criminal corporate offence, data protection, competition and various reporting obligations such as the Modern Slavery Act.

We manage liquidity risks through an agreed financial framework to build a sustainable long-term cash flow underpinning the Group's liquidity requirements and capital investments. Spirit Energy has significant cash and cash equivalents of £1,097 million as at 31 December 2022 (2021: £1,233 million) to cover its liquidity requirements for the foreseeable future. Investments and dividends are



STRATEGIC REPORT

CONTINUED

managed to ensure that we maintain a cash and cash equivalents balance that covers projected future pre-tax decommissioning costs by 1.5 times. As at the end of 2022, Spirit Energy's pre-tax decommissioning liabilities were £1.2 billion, with decommissioning costs 0.9 times covered by its cash and cash equivalents balance. Spirit Energy is also actively reducing its underlying decommissioning liabilities by divestment and executing its decommissioning programme.

Exposures to commodity prices, foreign exchange rate movements and credit risk are managed through agreed hedging and treasury policies, thereby shielding Spirit Energy from external market risks.

Spirit Energy is exposed to Information System (IS) security risks through potential malicious activity that could affect the confidentiality, integrity and availability of systems, services and data. During 2022, technology, process and human controls were further strengthened, and a 2022 Internal Audit on Cyber Security found the controls in place to be satisfactory. As cyber security threats are continually evolving Spirit Energy has put in place an improvement plan to manage this risk.

Spirit Energy's Procurement & Supply Chain group continue to monitor and manage several supply chain risks in the current environment, including the impacts of Brexit, the Ukrainian/Russian conflict, and cost inflation. We continue to have no direct exposure to Russian or Ukrainian supply and consequently no direct risk of dealing with sanctioned entities, or disruption to directly contracted supply. We continue to monitor lower tier/sub-supply risk. The risk of cost escalation is considered medium-high in 2023, although proved to be lower than predicted in 2022 due to the success of the strategies adopted by each service / material line to mitigate this risk. The risk of disruption to supply is maintained as medium-high based on market conditions characterised by high demand and ongoing global events which have the potential to cause disruption. Risk management within the Procurement & Supply Chain will be further improved through 2023 by replacement of the contract management system with a new system which has greater inbuilt risk management, monitoring and reporting functionality.

Spirit Energy successfully completed the divestment of the Norway business in the first half of 2022, with post completion reciprocal agreements on services put in place to ensure all regulatory and financial reporting requirements were completed. The Norway business had

significant decommissioning liabilities, which were transferred to the new Owners. The divestment of the Norway business, which was predominantly oil producing, coupled with the cessation of oil production at the UK Chestnut Field in 2022, resulted in Spirit Energy becoming a predominantly gas producing business and thus the environmental risks associated with oil production (spills) have been reduced.

Another key risk associated with climate change is Energy Transition and changing public perception of the industry. The regulatory position in recent years has been rapidly changing with the North Sea Transition Authority (NSTA) strategy revision the Energy White Paper coming out. To mitigate this, Spirit Energy has been building relationships with relevant authorities NSTA and positions in industry groups Oil & Gas UK (OGUK).

Following the Norway business divestment Spirit Energy rolled-out a new Strategy focused on gas production from existing assets, safe decommissioning and repurposing business to support the Energy Transition and reorganised the business accordingly. The change in focus coupled with a buoyant market and well publicised people resourcing issues mean that in 2023 there is the potential for resourcing levels across the business to be challenging, which presents a risk to activity delivery and performance. This risk is being proactively managed by Human Resources via the business's people recruitment and retention processes and by working closely with Assets and Functions to identify people requirements to deliver all activities in Business Plan.

During 2022 the UK Regulatory Framework covering the upstream oil and gas industry was altered by the Government in response to the 'Cost of Living Crises' to introduce a windfall tax known as the Energy Profits Levy (EPL). The EPL was subsequently altered and increased towards the end of 2022. These taxation changes have introduced a level of uncertainty around the UK Regulatory Framework, which previously had been viewed as stable. Spirit Energy have thorough analysed the impact of EPL on the business and have factored it into portfolio decision making to ensure going forward the most attractive opportunities and projects in the Netherlands and UK are progressed. Going forward Spirit Energy continue to consult with Government on Regulatory Framework to ensure it remains appropriate and facilitates the transition to cleaner Energies.



STRATEGIC REPORT

CONTINUED

Streamlined energy and carbon reporting (SECR)

Our vision

Spirit Energy believes that the provision of energy in the face of the climate emergency is one of the biggest challenges confronting the world. We recognise that the world demands action to address climate change and we aim to play our part in helping to sustainably meet energy demand.

Our vision is to become a net-zero company for operational (Scope 1 and 2) emissions by 2050.

We also intend to explore how our assets could be repurposed to generate net-zero carbon energy.

Background

On 1 April 2019, The Companies (Directors' Report) and Limited Liability Partnerships (Energy and Carbon Report) Regulations 2018 entered into force. The 2018 Regulations obligate large, unquoted companies (including Spirit Energy) to report on energy use and carbon emissions. This report, in compliance with the 2018 Regulations, states Spirit Energy's annual Scope 1 and 2 emissions in tonnes of carbon dioxide equivalent (TeCO₂e) resulting from our operations during the 2022 reporting period.

Definitions

Scope 1 emissions are defined as greenhouse gases (GHG) released to the atmosphere directly, including combustion (diesel, fuel gas and flaring) and process emissions (venting and fugitive gas). Scope 2 emissions are defined as those released into the atmosphere indirectly from the consumption of purchased electricity (in kwh). We account for these under the following business activities:

- Offshore upstream – emissions from our permanent offshore installations (Scope 1)
- Onshore midstream – emissions from our onshore receiving facilities in which we hold an equity share (Scope 1 & 2)
- Offshore drilling – emissions from drilling rigs and rig move vessels (Scope 1)
- Onshore facilities – emissions from powering our offices (Scope 2)

Scope 3 emissions, for example those associated with our supply chain, travel, and routine logistics (e.g. non-drilling related vessel activity, such as supply boats), are not represented within the report, as is also the case for emissions from mid-stream processing, where Spirit Energy does not hold an equity share in the facility.

Hybrid methodology organisational boundary

Spirit Energy accounts for our share of emissions from all our operated and non-operated assets, across the UK, Netherlands and Norway (until the point of divestment). Just as we account for profit from every barrel, we account for greenhouse gas emissions from every barrel. Our approach is consistent with the principles of the GHG Protocol Corporate Standard, adopting a hybrid of the equity share and operational control methodologies.

For our assets which are tied-back to host processing facilities operated by others, we have taken an apportionment of the host's CO₂e emissions, based on our percentage share of production throughput. In cases where Spirit Energy is an equity partner in such assets, we have taken a further apportionment based on our equity percentage. The Directors consider this approach best reflects the principle of reporting emissions in line with our financial activity, as stated by the 2018 Regulations.



STRATEGIC REPORT

CONTINUED

The table below represents Spirit Energy's total share of emissions under the hybrid methodology.

Total emissions data under the hybrid methodology ^{(i)-(iv)}	UK	NL	NOR	2022 Total	UK	NL	NOR	2021 Total
Offshore Upstream Emissions:								
Scope 1 (TeCO ₂ e)	180,388	32,452	129,474	342,314	239,439	43,568	387,483	670,490
Carbon Intensity (TeCO ₂ e/mboe) ^(v)	13	11	20.1	14.7 ^(iv)	12.9	15.7	16.5	15.0 ^(iv)
Onshore Midstream Emissions:								
Scope 1 (TeCO ₂ e)	361,594	122	– ⁽ⁱⁱ⁾	361,716	338,005	122	– ⁽ⁱⁱ⁾	338,127
Scope 2 (TeCO ₂ e)	10,347	– ⁽ⁱ⁾	– ⁽ⁱⁱ⁾	10,347	10,367	– ⁽ⁱ⁾	– ⁽ⁱⁱ⁾	10,367
Offshore Drilling Emissions:								
Scope 1 (TeCO ₂ e)	11,291	– ⁽ⁱⁱⁱ⁾	2,382	13,673	5,319	– ⁽ⁱⁱⁱ⁾	11,237	16,556
Onshore Facilities Emissions:								
Scope 2 (TeCO ₂ e)	290	4	91	385	273	48	220	541
Total Scope 1 & 2 (TeCO₂e)	563,910	32,578	131,947	728,435	593,403	43,738	398,940	1,036,081^(iv)

- (i) Scope 1 and Scope 2 midstream emissions (for facilities in which Spirit Energy is an equity partner) are captured in the top-line totals.
- (ii) Spirit Energy does not hold any equity in mid-stream emissions in Norway.
- (iii) Due to the different methodologies applied by various E&P Companies under SECR requirements, it is possible that some of these emissions have also been reported by the host platform operator.
- (iv) (TeCO₂e/mboe): tonnes of carbon dioxide equivalent per thousand barrels of oil equivalent.
- (v) Gas combustion: for instances where emissions analysis is unavailable, an emissions factor of 2542.41 kgCO₂e per tonne was used (UK Government GHG Conversion Factors for Company Reporting).
- (vi) Diesel combustion: for instances where emissions analysis is unavailable, an emissions factor of 3206.62 kgCO₂e per tonne was used (UK Government GHG Conversion Factors for Company Reporting).
- (vii) Methane venting/fugitives: un-combusted methane released to atmosphere is considered to have a 100-year global warming potential of 25 times carbon dioxide (IPCC AR4).
- (viii) Average carbon intensity across UK, NL and NOR.

Operational control boundary definitions

We have also chosen to disclose our operational control emissions. This is an alternative view of accounting for carbon emissions, from assets where Spirit Energy has direct control of the asset operations as defined under the SECR guidance (2018 Regulations) of operational control. These emissions represent an alternative view to the hybrid methodology approach (shown in the table above) and the two volumes are not additive. The table below represents Spirit Energy's emissions under operational control for the 2022 reporting year.

Operated assets emissions data	UK	NL	NOR	2022 Total	2021 Total
Total Scope 1 and 2 (TeCO ₂ e)	541,751	13,620	91	555,462	662,207

Energy efficiency strategy

The reduction in emissions in 2022 is due to asset shutdown periods and natural production decline as well as actively managing operational emissions on Spirit's operated assets through our Emissions Management Framework. The cessation of production of the Chestnut Field in the Central North Sea removed the only routine flare in Spirit Energy's portfolio, meeting the World Bank "Zero Routine Flaring by 2030 (ZRF)" target. During the 2022 reporting period, Spirit Energy initiated a project to operationalise GHG emissions. An emissions management standard (EMS) was created and implemented on a pilot basis at the Morecambe Bay offshore upstream and onshore midstream assets. The standard aligns with Spirit Energy's existing production management system, and facilitates real-time intra-day emissions monitoring, interventions, and management. Following the successful pilot and roll out phases, Spirit Energy intends to roll-out the EMS across the remaining operated assets in 2023.



STRATEGIC REPORT

CONTINUED

Employee engagement and culture

Employee engagement

During 2022 the business managed significant change in relation to the Norway divestment and the need to re-design the organisation to meet the new UK and NL strategy.

Whilst challenges existed throughout the year, our teams responded with commitment and determination to deliver on Spirit Energy's organisational objectives, against the backdrop of a shift into post pandemic, hybrid working for our office-based people.

As a result of the significant change taking place and the need for our organisation to focus on the workload associated with this, we took a decision to pause some people initiatives such as Talent Reviews and Employee Engagement Surveys. Our focus was instead directed towards delivering the Norway sale and right sizing our organisation to support a UK/NL business model. We continued our three pillars of wellbeing focus during 2022 delivering four mental health and inclusion themed events in partnership with TLC Lions, to maintain resilience during this time of change.

In line with our commitment to improve people leadership capability, the first cohort of people leaders completed their participation in Spirit Energy's in-house virtual leadership development programme – Spiritwise. In addition, responding to feedback from our employee engagement survey in 2021, we designed and launched our in-house Morecambe Hub Supervisory Leadership Programme (MSLP), aimed at building supervisory capability within our teams at Barrow Terminal and offshore Morecambe Bay. The employee led Diversity & Inclusion (D&I) Network groups have continued to support Spirit Energy by providing a variety of events, thought leadership and guidance during 2022.

Reward and benefits

In line with previous years, Spirit Energy operated an open enrolment for selection and participation in UK employee benefits. 65% of eligible employees exercised their choice to participate in one or more benefits available.

The latest information available for Spirit Energy's Gender Pay Gap (GPG) was published as part of the 2021 Centrica plc report. We will continue to make progress in closing Spirit Energy's GPG. Our mean gender pay gap, or the difference between our hourly wage spend-per-woman and hourly wage spend per-man, has been moving in the right direction, falling from 16% in 2020 to 10.3% in 2021 (an 11.3 percentage point decrease since 2018). This was better than the UK national average for all employees in 2021. Our mean bonus gap rose by one percentage point from 15% in 2020 to 16% in 2021, and our median bonus gap went from -12% in 2020 to -2.5% in 2021, still favouring women. Our 2020 data included some ad-hoc payments, so we are confident that our 2021 statistic reflected the balance achieved through our annual incentive plan. We have made great steps forward in closing our gap over the last five years and our efforts, including that of our employee-led D&I network have been recognised for their efforts with an industry D&I award in 2021.

Organisation

During 2022 Spirit Energy's purpose, strategy and portfolio changed significantly since the company's creation in 2017 and the subsequent sale of the Norwegian and Danish businesses. Spirit was structured and sized for producing and maintaining 50mmboe, in comparison to our current target of 16.9mmboe. Therefore, a collective consultation was successfully concluded in November ensuring that Spirit has the right structure, size, resources and skill set to deliver our refocused strategy.

Spirit Energy's voluntary attrition rate in 2022 was 10.2%. This compares to 6.3% in 2021 and 3.9% in 2020.



STRATEGIC REPORT

CONTINUED

Business relationships

Spirit Energy aims to build enduring relationships with suppliers driven by our core values of Care, Agility, Courage, Delivery and Collaboration. We measure ourselves by these values and work closely with our suppliers in encouraging them to do the same, seeing them as an extension of our teams.

In 2022 we awarded new and extended existing major contracts in a number of categories including decommissioning, drilling, projects and operations and maintenance, which are helping us on our journey to reduce complexity and build stronger, deeper relationships with our key suppliers. We also continued to work constructively with our supply chain to address the challenges from the combined effects of cost inflation and the Ukraine-Russia conflict.

In addition, as licence operator, Spirit Energy works closely with the North Sea Transition Authority (NSTA) and Offshore Energies UK (OEUK). We also hold regular check-ins regarding business development and ongoing operations. Spirit Energy participates in a number of industry-led working groups and taskforce initiatives. In early 2023 we received an OEUK gold award as a leading performer ranking highly amongst peer organisations and aligning strongly with OEUK Supply Chain Principles.

Approval

This report was approved by the Board of Directors on 20 April 2023 and signed on its behalf by:

Neil McCulloch
Director and Chief Executive Officer



DIRECTORS' REPORT

The Directors submit their report on the affairs of the Group, together with the Consolidated Financial Statements and Auditor's Report for the year ended 31 December 2022.

Results and dividends

The Group's results and performance summary for the year are set out in the Group Strategic Report on pages 3 to 11. During the year dividends of £439 million were paid (2021: nil). There was also a redemption of 517 million preference shares at 0.85 pence per share, totalling £439 million. The Board has not recommended a final dividend for the year ended 31 December 2022 (2021: 39.27 pence per ordinary share, totalling £375 million). Notwithstanding the provisions of the Articles, the Shareholders have agreed to disapply certain provisions of the Articles in order to pay dividends on the ordinary shares following the sale of the Norwegian business, despite not having redeemed all of the preference shares first.

Events after the balance sheet date

Significant events since the balance sheet date are contained in note 25 to the Consolidated Financial Statements on page 59.

Future developments

A description of future developments can be found in the Group Strategic Report on page 5. A description of the Group's exposure and management of risks is provided in the Group Strategic Report on pages 6-7.

Going concern

Accounting standards require that Directors satisfy themselves that it is reasonable for them to conclude whether it is appropriate to prepare the financial statements on a going concern basis. The Group has considered its funding position and financial projections from the date of the approval of these financial statements until 31 December 2024, including stress test sensitivities, and the Directors have a reasonable expectation that the Company and the Group have adequate resources to continue in operational existence for the foreseeable future. For this reason, they continue to adopt the going concern basis in preparing the financial statements. The Directors' considerations for the going concern assessment is summarised in note 21(b) on page 56.

Financial instruments

Full details of the Group's financial instruments can be found in notes 16, S2 and S3 to the Consolidated Financial Statements on pages 51, 70 and 73.

Directors

The Directors who served throughout the year and to the date of this report, except as noted, were as follows:

C.M. O'Shea (Chairman) (appointed 2 February 2022)
Dr. T.C. Meerpohl (Deputy Chairman)
N.J. McCulloch (Chief Executive Officer) (appointed 2 February 2022)
T. Holm
J.S. Bessell
D.J. House
M.R. Scargill
V.M. Hanafin (resigned 2 February 2022)
C.M. Cox (resigned 2 February 2022)

Directors' indemnities and insurance

In accordance with the Company's articles of association, the Company has granted an indemnity, to the extent permitted by law, to Directors and members of the Group's Executive Committee. Qualifying third-party indemnity provisions (as defined by section 234 of the Companies Act 2006) were in force during the year ended 31 December 2022 and remain in force. The Company maintains Directors' and officers' liability insurance in respect of its Directors and members of the Group's Executive Committee and those Directors of its subsidiary companies.



DIRECTORS' REPORT

CONTINUED

Employment policies

Employee involvement

Spirit Energy remains committed to employee involvement throughout the business. Employees are kept well informed of the performance and strategy of the Group through town halls, personal briefings, regular meetings, email and broadcasts by Executive Committee members during the year.

In addition to employee involvement and communication related to business updates and performance, the Group actively encourages employee engagement in various initiatives across the organisation.

Equal opportunities

Spirit Energy is committed to an active equal opportunities policy from recruitment and selection, through training, development, performance reviews and promotion, until retirement. The Group's policy is to promote equality of opportunity, diversity, respect and inclusion in the workplace and to eliminate unfair or unlawful discrimination.

Employment policies and practices reflect a culture where decisions are made solely on the basis of individual capability and potential in relation to the needs of the business. Protected characteristics covered by legislation are age, disability, gender reassignment, marriage and civil partnership, pregnancy and maternity, race (including ethnic origins, nationality and colour), religion or belief, sex and sexual orientation. In addition, the Group ensures it does not treat anyone less favourably because of factors such as working part-time and or on a fixed-term contract.

Employees with disabilities

The Group's policy is committed to the fair treatment of people with disabilities in relation to job applications and they should have full and fair consideration for all vacancies. During the year, the Group continued to demonstrate its commitment to interviewing those people with disabilities who fulfil the minimum criteria and endeavoured to retain employees in the workforce if they became disabled during employment. In addition, the Group offers opportunities to disabled employees for training, career development and promotion. In the event of an existing employee becoming disabled during their employment, the Group's policy is to provide continuing employment wherever practicable and to provide suitable training where required.

Human rights

The Group recognises its responsibility to respect human rights across its business, supply chain and communities and is committed to uphold and protect the human rights of individuals working in the communities and societies in which the Group operates. The Group supports and embeds the standards set out in the Universal Declaration of Human Rights; the Group will support and respect the protection of internationally proclaimed human rights and make sure that it is not complicit in human rights abuses. The Group also recognises the opportunity to contribute positively to global efforts to ensure human rights are understood and observed.

Governance framework

Spirit Energy's relationship with its Shareholders ((GB Gas Holdings Limited (GBGH), SWM Bayerische E&P Beteiligungsgesellschaft MBH (BE/PB) and SWM Gasbeteiligungs GMBH (SWM)) is principally governed by the Articles of Association and the Shareholders' Agreement. Together these documents stipulate the mutual obligations between Spirit Energy and its Shareholders. The Shareholders' Agreement lays out the agreed strategy, objective and purpose of the Company, as well as defining the Financial Framework, which governs how investment and distribution of profits are balanced to achieve the Company's objective of sustainable long-term cash flow.

As a result of the sale of the Spirit Energy's Norwegian oil and gas exploration and production business, excluding the Statfjord field, to Sval Energy AS and interests in the Statfjord field to subsidiaries of Equinor ASA, an amended Shareholders' Agreement and Articles of Association has been signed and took effect from 31 May 2022, the date of completion for the sale.

The amended Shareholders' Agreement provides that Spirit Energy's future strategy will be to realise value from its remaining portfolio assets while minimising further investments in oil and gas exploration and development, and to utilise cash from the Spirit Energy Group's operations to meet, and de-risk, decommissioning obligations in respect of its remaining portfolio. In addition, Spirit Energy will mature Energy Transition opportunities within its existing portfolio. Excluding any distribution relating to the sale of the Norwegian Business, cash will be distributed to Spirit Energy's shareholders only to the extent that cash held by Spirit Energy exceeds 1.5x the estimated future pre-tax decommissioning liabilities of the remaining



DIRECTORS' REPORT

CONTINUED

Spirit Energy portfolio. Details within the S.172 statement on page 3 sets out our engagement with our stakeholders. Principal risks to free cash flow include: commodity prices and foreign exchange rates, production outages, the working capital cycle, emergency costs and capital project delays or overruns. The Group undertakes hedging activity to protect against commodity and foreign exchange volatility. In the instance that the Group is reasonably expected to suffer an adverse cashflow position, it shall seek to: manage and reduce its capital expenditure; consider divestment of assets; disapply or amend the Distribution policy; and/or seek third party debt. Spirit Energy monitors its adherence to the Financial Framework through appropriate metrics such as cash flow generation, dividend pay-out rate and debt capacity. Investment decisions are made with reference to appropriate criteria, and in all cases seek to create value for the Group.

The Shareholders' Agreement also stipulates the Board composition, governance and decision approval requirements including in relation to the disposal of assets. Our Board of Directors is composed of seven non-independent directors, being: four non-executive directors (including the Chairman) appointed by GBGH; two non-executive directors (including the Deputy-Chairman) appointed by BE/PB; and our executive director, the CEO of the Company. Quorum is met when at least one representative director from each Shareholder is present and decisions are approved on a simple majority basis, with each director allocated one vote. The Board has established an Audit Committee and a Remuneration Committee to act on an advisory basis. Key management disclosures are included within note S5. The Board is responsible for: implementing the Group's objective and purpose; determining and implementing the Group's strategy; management and operational oversight of the Group; and taking decisions in respect of certain matters. This includes the approval of the annual budget, which allocates capital to a scope of work that the Group anticipates undertaking in the forthcoming calendar year.

There exist some matters and decisions, as specified by the Shareholders' Agreement, which are reserved for approval by the Shareholders. These include (but are not restricted to): activities that are misaligned with the Group's stated objective and purpose, entry and amendment of related party agreements, raising of debt or entry into obligations with third parties; mergers and material acquisitions; and the remuneration and performance targets set for executive senior management.

The Board has conferred levels of authority for decision making to the CEO of Spirit Energy. The CEO is assisted by the Executive Committee, a team of executive senior managers (including the CFO and General Counsel), who convene on a regular basis to consult on material business matters and make informed approval decisions.

As per the Shareholders' Agreement and subject to confidentiality provisions therein, Spirit Energy provides regular and routine performance reporting to its Shareholders, as well as providing ad hoc information when it is reasonably requested.

Political donations

The Group operates on a politically-neutral basis. No political donations were made, or political expenditure incurred by the Group for political purposes during the current or prior year.

Financial risk management

Details of the Group's financial risk management can be found in note S2 to the Consolidated Financial Statements on pages 70 to 73.

Related-party transactions

Full details of the Group's related-party transactions can be found in note S5 to the Consolidated Financial Statements on pages 76 and 77.

Capital structure

Details of the issued share capital, together with details of the movements in the Company's issued share capital during the year, are shown in note 22. The Company has two classes of ordinary shares; each share carries a full voting, dividend, and capital distribution right. The preference shares have attached to them voting, and capital distribution rights. The deferred share does not have any right to a dividend, vote or distribution of profits of the Company on winding up.



DIRECTORS' REPORT

CONTINUED

Disclosure of information to the Company's auditor

Each of the Directors who held office at the date of approval of this Directors' Report confirms that so far as he or she is aware, there is no relevant audit information of which the Company's auditor is unaware, and that he or she has taken all the steps that he or she ought to have taken as a Director to make themselves aware of any relevant audit information and to establish that the Company's auditor is aware of that information.

This confirmation is given and should be interpreted in accordance with the provisions of S418 of the Companies Act 2006.

Reappointment of auditor

Deloitte LLP have indicated their willingness to be reappointed for another term and appropriate arrangements are being made for them to be deemed reappointed as the Company's auditor in the absence of an Annual General Meeting.

Approval

This report was approved by the Board of Directors on 20 April 2023 and signed on its behalf by:

Neil McCulloch
Director and Chief Executive Officer



DIRECTORS' RESPONSIBILITY STATEMENT

Directors are responsible for preparing the Annual Report and the financial statements in accordance with applicable law and regulations.

Company law requires the Directors to prepare financial statements for each financial year. Under that law the Directors have elected to prepare the Group Financial Statements in accordance with United Kingdom adopted International Accounting Standards. The financial statements also comply with International Financial Reporting Standards (IFRSs) as issued by the IASB. The Directors have chosen to prepare the parent company financial statements in accordance with United Kingdom Generally Accepted Accounting Practice (United Kingdom Accounting Standards and Applicable Law), including FRS 101 'Reduced Disclosure Framework'. Under company law the Directors must not approve the financial statements unless they are satisfied that they give a true and fair view of the state of affairs of the Company and of the profit or loss of the Company for that period.

In preparing the Company Financial Statements, the Directors are required to:

- select suitable accounting policies and then apply them consistently;
- make judgements and accounting estimates that are reasonable and prudent;
- state whether applicable UK Accounting Standards have been followed, subject to any material departures disclosed and explained in the financial statements; and
- prepare the financial statements on the going concern basis unless it is inappropriate to presume that the Company will continue in business.

In preparing the Group financial statements, International Accounting Standard 1 requires that Directors:

- properly select and apply accounting policies;
- present information, including accounting policies, in a manner that provides relevant, reliable, comparable and understandable information;
- provide additional disclosures when compliance with the specific requirements of the financial report framework are insufficient to enable users to understand the impact of particular transactions, other events and conditions on the entity's financial position and financial performance; and
- make an assessment of the Company's ability to continue as a going concern.

The Directors are responsible for keeping adequate accounting records that are sufficient to show and explain the Company's transactions and disclose with reasonable accuracy at any time the financial position of the Company and enable them to ensure that the financial statements comply with the Companies Act 2006. They are also responsible for safeguarding the assets of the Company and hence for taking reasonable steps for the prevention and detection of fraud and other irregularities.

The Directors are responsible for the maintenance and integrity of the corporate and financial information included on the Company's website. Legislation in the United Kingdom governing the preparation and dissemination of financial statements may differ from legislation in other jurisdictions.

Directors' responsibility statement

We confirm that to the best of our knowledge:

- the financial statements, prepared in accordance with the relevant financial reporting framework, give a true and fair view of the assets, liabilities, financial position and profit or loss of the Company and the undertakings included in the consolidation taken as a whole;
- the Strategic Report includes a fair review of the development and performance of the business and the position of the Company and the undertakings included in the consolidation taken as a whole, together with a description of the principal risks and uncertainties that they face; and
- the Annual Report and financial statements, taken as a whole, are fair, balanced and understandable and provide the information necessary for Shareholders to assess the Group and Company's position and performance, business model and strategy.

This responsibility statement was approved by the Board of Directors on 20 April 2023 and signed on its behalf by:

By order of the Board

Neil McCulloch
Director and Chief Executive Officer



FINANCIAL REPORT

Financial report

Independent Auditor's Report	18
Consolidated Income Statement	22
Consolidated Statement of Comprehensive Income/(Loss)	23
Consolidated Balance Sheet	24
Consolidated Statement of Changes in Equity	26
Consolidated Cash Flow Statement	27
Notes to the Consolidated Financial Statements	29
Company Balance Sheet	81
Company Statement of Changes in Equity	82
Notes to the Company Financial Statements	83
Gas and Liquids Reserves (Unaudited)	89
Definitions and Reconciliation of Adjusted Performance Measures (Unaudited)	90



INDEPENDENT AUDITOR'S REPORT TO THE MEMBERS OF SPIRIT ENERGY LIMITED

Report on the audit of the financial statements

Opinion

In our opinion:

- the Financial Statements of Spirit Energy Limited (the 'Company') and its subsidiaries (the 'Group') give a true and fair view of the state of the Group's and of the Company's affairs as at 31 December 2022 and of the Group's profit for the year then ended;
- the Group Financial Statements have been properly prepared in accordance with United Kingdom adopted International Accounting Standards and International Financial Reporting Standards (IFRSs) as issued by the International Accounting Standards Board (IASB);
- the Company Financial Statements have been properly prepared in accordance with United Kingdom Generally Accepted Accounting Practice, including Financial Reporting Standard 101 "Reduced Disclosure Framework"; and
- the financial statements have been prepared in accordance with the requirements of the Companies Act 2006.

We have audited the financial statements which comprise:

- the Consolidated Income Statement;
- the Consolidated Statement of Comprehensive Income/(Loss);
- the Consolidated and Company Balance Sheets;
- the Consolidated and Company Statements of Changes in Equity;
- the Consolidated Cash Flow Statement;
- the related notes 1 to 25 and S1 to S7 to the Consolidated Financial Statements; and
- the related notes A to H to the Company Financial Statements.

The financial reporting framework that has been applied in the preparation of the Group Financial Statements is applicable law and United Kingdom adopted international accounting standards and IFRSs as issued by the IASB. The financial reporting framework that has been applied in the preparation of the Company Financial Statements is applicable law and United Kingdom Accounting Standards, including Financial Reporting Standard 101 "Reduced Disclosure Framework" (United Kingdom Generally Accepted Accounting Practice).

Basis for opinion

We conducted our audit in accordance with International Standards on Auditing (UK) (ISAs (UK)) and applicable law. Our responsibilities under those standards are further described in the auditor's responsibilities for the audit of the financial statements section of our report.

We are independent of the Group and the Company in accordance with the ethical requirements that are relevant to our audit of the financial statements in the UK, including the Financial Reporting Council's (the 'FRC's') Ethical Standard, and we have fulfilled our other ethical responsibilities in accordance with these requirements. We believe that the audit evidence we have obtained is sufficient and appropriate to provide a basis for our opinion.

Conclusions relating to going concern

In auditing the financial statements, we have concluded that the Directors' use of the going concern basis of accounting in the preparation of the financial statements is appropriate.

Based on the work we have performed, we have not identified any material uncertainties relating to events or conditions that, individually or collectively, may cast significant doubt on the Group's and Company's ability to continue as a going concern for a period of at least twelve months from when the financial statements are authorised for issue.

Our responsibilities and the responsibilities of the Directors with respect to going concern are described in the relevant sections of this report.



INDEPENDENT AUDITOR'S REPORT TO THE MEMBERS OF SPIRIT ENERGY LIMITED

CONTINUED

Other information

The other information comprises the information included in the Annual Report, other than the Financial Statements and our Auditor's Report thereon. The Directors are responsible for the other information contained within the Annual Report. Our opinion on the financial statements does not cover the other information and, except to the extent otherwise explicitly stated in our report, we do not express any form of assurance conclusion thereon.

Our responsibility is to read the other information and, in doing so, consider whether the other information is materially inconsistent with the financial statements or our knowledge obtained in the course of the audit, or otherwise appears to be materially misstated. If we identify such material inconsistencies or apparent material misstatements, we are required to determine whether this gives rise to a material misstatement in the financial statements themselves. If, based on the work we have performed, we conclude that there is a material misstatement of this other information, we are required to report that fact.

We have nothing to report in this regard.

Responsibilities of Directors

As explained more fully in the Directors' Responsibilities Statement, the Directors are responsible for the preparation of the financial statements and for being satisfied that they give a true and fair view, and for such internal control as the directors determine is necessary to enable the preparation of financial statements that are free from material misstatement, whether due to fraud or error.

In preparing the financial statements, the Directors are responsible for assessing the Group's and the Company's ability to continue as a going concern, disclosing, as applicable, matters related to going concern and using the going concern basis of accounting unless the directors either intend to liquidate the Group or the Company or to cease operations, or have no realistic alternative but to do so.

Auditor's responsibilities for the audit of the Financial Statements

Our objectives are to obtain reasonable assurance about whether the financial statements as a whole are free from material misstatement, whether due to fraud or error, and to issue an auditor's report that includes our opinion. Reasonable assurance is a high level of assurance, but is not a guarantee that an audit conducted in accordance with ISAs (UK) will always detect a material misstatement when it exists. Misstatements can arise from fraud or error and are considered material if, individually or in the aggregate, they could reasonably be expected to influence the economic decisions of users taken on the basis of these financial statements.

A further description of our responsibilities for the audit of the financial statements is located on the FRC's website at: www.frc.org.uk/auditorsresponsibilities. This description forms part of our Auditor's Report.

Extent to which the audit was considered capable of detecting irregularities, including fraud

Irregularities, including fraud, are instances of non-compliance with laws and regulations. We design procedures in line with our responsibilities, outlined above, to detect material misstatements in respect of irregularities, including fraud. The extent to which our procedures are capable of detecting irregularities, including fraud is detailed below.

We considered the nature of the Group's industry and its control environment, and reviewed the Group's documentation of their policies and procedures relating to fraud and compliance with laws and regulations. We also enquired of management, internal audit, members of the Audit Committee and the Directors about their own identification and assessment of the risks of irregularities, including those that are specific to the Group's business sector.

We obtained an understanding of the legal and regulatory framework that the Group operates in, and identified the key laws and regulations that:

- had a direct effect on the determination of material amounts and disclosures in the financial statements. These included the UK Companies Act and tax legislation; and
- do not have a direct effect on the financial statements but compliance with which may be fundamental to the Group's ability to operate or to avoid a material penalty.



INDEPENDENT AUDITOR'S REPORT TO THE MEMBERS OF SPIRIT ENERGY LIMITED

CONTINUED

These included the Group's field licences monitored by the Industry Regulators, Health and Safety, and Environmental Laws and Regulations.

We discussed among the audit engagement team including significant component audit team and relevant internal specialists such as tax, analytics, valuations and IT, regarding the opportunities and incentives that may exist within the organisation for fraud and how and where fraud might occur in the financial statements.

As a result of performing the above, we identified the greatest potential for fraud in the following area, and our procedures performed to address it are described below.

Valuation of decommissioning provision pinpointed to those assumptions that the model is most sensitive.

To address this fraud risk we:

- Assessed the design and implementation of key controls relating to the valuation of decommissioning provision;
- Engaged internal data analytic specialists to test the mechanical accuracy of the decommissioning model. These specialists also produced analytics to identify the key assumptions to which the decommissioning model is most sensitive in order to direct our audit work to those assumptions;
- Tested the key inputs into the decommissioning model including rates and norms and asset infrastructure. We agreed these inputs to evidence including invoices and contracts (where applicable) in addition to benchmarking these inputs to industry reports;
- Evaluated the decommissioning estimates received from operators;
- Agreed, on a sample basis, actual costs incurred during the year;
- Assessed the competency, capability and objectivity of the management experts employed to estimate decommissioning provisions;
- Challenged the discount rate adopted by management and assessed the reasonableness by benchmarking against 3rd party data; and
- Reviewed the Financial Statement disclosures with regard to decommissioning.

In common with all audits under ISAs (UK), we are also required to perform specific procedures to respond to the risk of management override. In addressing the risk of fraud through management override of controls, we tested the

appropriateness of journal entries and other adjustments; assessed whether the judgements made in making accounting estimates are indicative of a potential bias; and evaluated the business rationale of any significant transactions that are unusual or outside the normal course of business.

In addition to the above, our procedures to respond to the risks identified included the following:

- reviewing financial statement disclosures by testing to supporting documentation to assess compliance with provisions of relevant laws and regulations described as having a direct effect on the financial statements;
- performing analytical procedures to identify any unusual or unexpected relationships that may indicate risks of material misstatement due to fraud;
- enquiring of management, internal audit, members of the Audit Committee and in-house legal counsel concerning actual and potential litigation and claims, and instances of non-compliance with laws and regulations; and
- reading minutes of meetings of those charged with governance, reviewing internal audit reports, and reviewing correspondence with HMRC.

Report on other legal and regulatory requirements

Opinions on other matters prescribed by the Companies Act 2006

In our opinion, based on the work undertaken in the course of the audit:

- the information given in the Strategic Report and the Directors' Report for the financial year for which the financial statements are prepared is consistent with the financial statements; and
- the Strategic Report and the Directors' Report have been prepared in accordance with applicable legal requirements.

In the light of the knowledge and understanding of the Group and of the Company and their environment obtained in the course of the audit, we have not identified any material misstatements in the Strategic Report or the Directors' Report.



INDEPENDENT AUDITOR'S REPORT TO THE MEMBERS OF SPIRIT ENERGY LIMITED

CONTINUED

Matters on which we are required to report by exception

Under the Companies Act 2006 we are required to report in respect of the following matters if, in our opinion:

- adequate accounting records have not been kept by the Company, or returns adequate for our audit have not been received from branches not visited by us; or
- the Company financial statements are not in agreement with the accounting records and returns; or
- certain disclosures of directors' remuneration specified by law are not made; or
- we have not received all the information and explanations we require for our audit.

We have nothing to report in respect of these matters.

Use of our report

This report is made solely to the Company's members, as a body, in accordance with Chapter 3 of Part 16 of the Companies Act 2006. Our audit work has been undertaken so that we might state to the Company's members those matters we are required to state to them in an auditor's report and for no other purpose. To the fullest extent permitted by law, we do not accept or assume responsibility to anyone other than the Company and the Company's members as a body, for our audit work, for this report, or for the opinions we have formed.

**Daryl Winstone FCA (Senior statutory auditor)
For and on behalf of Deloitte LLP
Statutory Auditor
London, United Kingdom
20 April 2023**

**CONSOLIDATED
INCOME STATEMENT**

Year ended 31 December	Notes	2022 £m	2021 £m
Continuing operations			
Revenue	4	2,250	1,308
Cost of sales	5a	(686)	(544)
Re-measurement of energy contracts	5b	(794)	(1,771)
Gross profit/(loss)		770	(1,007)
Operating costs	5a	(159)	(71)
Exceptional items	6a	-	511
Total operating (costs)/income from continuing operations		(159)	440
Operating profit/(loss)		611	(567)
Net financing costs	7	(5)	(11)
Investment income	7	18	4
Profit/(loss) before taxation from continuing operations		624	(574)
Taxation on ordinary activities	8	(106)	5
Taxation on exceptional items and re-measurement of energy contracts	8	(109)	265
Total taxation on profit/(loss) from continuing operations	8	(215)	270
Profit/(loss) after taxation for the year from continuing operations		409	(304)
(Loss)/profit after taxation for the year from discontinued operations ⁽ⁱ⁾	10	(51)	200
Profit/(loss) for the year		358	(104)

(i) Profit from discontinued operations is entirely attributable to equity holders of the parent company.

The notes on pages 29 to 80 form part of these Consolidated Financial Statements.



< > ≡

**CONSOLIDATED STATEMENT
OF COMPREHENSIVE INCOME/(LOSS)**

Year ended 31 December	Notes	2022 £m	2021 £m
Profit/(loss) for the year		358	(104)
Other comprehensive income/(loss) for the year:			
Items that will be or have been reclassified to the Consolidated Income Statement:			
Exchange profit/(loss) on translation of foreign operations	S4	13	(10)
Exchange differences recycled to the Consolidated Income Statement on disposal	S4	99	–
Loss on cash flow hedges	S4	(3)	–
Taxation on cash flow hedges	S4	2	–
Other comprehensive income/(loss) for the year, net of taxation		111	(10)
Total comprehensive income/(loss) for the year		469	(114)
Total comprehensive income/(loss) for the year from:			
Continuing operations		421	(304)
Discontinued operations		48	190

The notes on pages 29 to 80 form part of these Consolidated Financial Statements.



CONSOLIDATED BALANCE SHEET

As at 31 December	Notes	2022 £m	2021 £m
Non-current assets			
Goodwill	12	-	-
Other intangible assets	12	2	-
Property, plant and equipment	11	1,139	1,375
Derivative financial instruments	16	147	3
Deferred tax assets	13	509	725
Trade and other receivables	14	4	60
		1,801	2,163
Current assets			
Inventories	15	44	43
Trade and other receivables	14	407	496
Derivative financial instruments	16	108	4
Current tax assets		5	32
Assets held for sale	10	-	1,665
Cash and cash equivalents	21a	1,097	1,233
		1,661	3,473
Total assets		3,462	5,636



CONSOLIDATED BALANCE SHEET

CONTINUED

As at 31 December	Notes	2022 £m	2021 £m
Current liabilities			
Trade and other payables	17	(374)	(354)
Current tax liabilities		(10)	(296)
Lease liabilities	21c	(9)	(24)
Derivative financial instruments	16	(745)	(886)
Provisions for other liabilities and charges	18	(180)	(122)
Liabilities associated with assets held for sale	10	-	(1,232)
		(1,318)	(2,914)
Non-current liabilities			
Provisions for other liabilities and charges	18	(1,012)	(1,064)
Lease liabilities	21c	(14)	(17)
Derivative financial instruments	16	(197)	(317)
Trade and other payables	17	(75)	(69)
		(1,298)	(1,467)
Total liabilities		(2,616)	(4,381)
Net assets		846	1,255
Equity			
Share capital	22	14	19
Share premium	23	-	-
Retained losses		(889)	(369)
Other equity	s4	1,721	1,605
Total shareholders' equity		846	1,255

The Consolidated Financial Statements on pages 22 to 80, of which the notes on pages 29 to 80 form part, were approved and authorised by the Board of Directors on 20 April 2023 and were signed below on its behalf by:

Neil McCulloch
Director and Chief Executive Officer

**CONSOLIDATED STATEMENT
OF CHANGES IN EQUITY**

	Note	Share capital £m	Share premium £m	Retained losses £m	Other equity £m	Total £m
1 January 2021		19	1,094	(1,359)	1,615	1,369
Loss for the year		-	-	(104)	-	(104)
Other comprehensive loss for the year		-	-	-	(10)	(10)
Total comprehensive loss for the year		-	-	(104)	(10)	(114)
Reduction in share premium		-	(1,094)	1,094	-	-
31 December 2021		19	-	(369)	1,605	1,255
Profit for the year		-	-	358	-	358
Other comprehensive income for the year	S4	-	-	-	111	111
Total comprehensive income for the year		-	-	358	111	469
Dividends paid to equity holders		-	-	(439)	-	(439)
Redemption and cancellation of shares		(5)	-	(439)	5	(439)
31 December 2022		14	-	(889)	1,721	846

The notes on pages 29 to 80 form part of these Consolidated Financial Statements.



CONSOLIDATED CASH FLOW STATEMENT

Year ended 31 December	Notes	2022 £m	2021 £m
Continuing operations			
Operating profit/(loss)		611	(567)
Add back/(deduct):			
Depreciation, amortisation, write-downs, (write-backs) and impairments of fixed assets	11a, 12a	441	(269)
Loss/(profit) on disposals		(5)	30
Decrease in provisions		(74)	(79)
Exceptional charges reflected directly in operating profit	6a	-	3
Loss arising from certain re-measurements of energy contracts	6b	(511)	1,112
Operating cash before movements in working capital and exceptional payments		462	230
Increase in inventories		(2)	(7)
Decrease/(increase) in trade and other receivables		17	(175)
(Increase)/decrease in trade and other payables		(16)	179
Cash generated by operations		461	227
Taxes received		5	65
Payments relating to exceptional charges		(1)	(2)
Operating interest received		-	2
Net cash from continuing operating activities		465	292
Net cash from discontinued operating activities	10	391	771
Net cash from operating activities		856	1,063
Continuing operations			
Receipt of indemnities		-	4
Sale of business		85	44
Purchase of property, plant and equipment and intangible assets		(119)	(76)
Deferred consideration received		27	13
Net cash used in continuing investing activities		(7)	(15)
Net cash used in discontinued investing activities	10	(125)	(203)
Net cash used in investing activities		(132)	(218)

**CONSOLIDATED
CASH FLOW STATEMENT**

CONTINUED

Year ended 31 December	Notes	2022 £m	2021 £m
Continuing operations			
Financing interest and fees paid		-	(10)
Financing interest and fees received		8	-
Equity dividends paid		(439)	-
Capital element of finance leases	21e	(17)	(26)
Redemption of preference shares		(439)	-
Realised net foreign exchange gain on cash settlement of derivative contracts		18	3
Net cash used in continuing financing activities		(869)	(33)
Net cash used in discontinued financing activities	10	(1)	(3)
Net cash used in financing activities		(870)	(36)
Net (decrease)/increase in cash and cash equivalents		(146)	809
Cash and cash equivalents at 1 January		1,251	444
Effect of foreign exchange rate changes		(8)	(2)
Cash and cash equivalents at 31 December	21e	1,097	1,251
Included in the following lines of the Consolidated Balance Sheet:			
Cash and cash equivalents		1,097	1,210
Restricted cash within cash and cash equivalents		-	23
Total cash and cash equivalents per balance sheet		1,097	1,233
Assets of disposal groups classified as held for sale		-	18
Total cash and cash equivalents per cash flow		1,097	1,251

The notes on pages 29 to 79 form part of these Consolidated Financial Statements.

NOTES TO THE CONSOLIDATED FINANCIAL STATEMENTS

Spirit Energy Limited ('the Company') was incorporated on 6 July 2017. It is domiciled and incorporated in the UK and registered in England and Wales with registration number 10854461. The registered office address and principal place of business is 1st Floor, 20 Kingston Road, Staines-upon-Thames, England, TW18 4LG. The Company, together with its subsidiaries as detailed in note S7, comprise 'the Group'.

1. BASIS OF PREPARATION, SUMMARY OF NEW ACCOUNTING POLICIES AND REPORTING CHANGES

The principal accounting policies applied in the preparation of these Consolidated Financial Statements are set out below in the notes to the Consolidated Financial Statements, which focus on areas that are key to understanding the business, and in the Supplementary Information (notes S1 to S7). Unless otherwise stated, these policies have been consistently applied throughout the years presented.

(a) Basis of preparation

This document incorporates the Consolidated Financial Statements of the Group for the year ended 31 December 2022, prepared in accordance with United Kingdom adopted International Financial Reporting Standards (IFRS) as issued by the IASB and in conformity with the requirements of the Companies Act 2006, subject to the limitations outlined below.

The Consolidated Financial Statements constitute statutory accounts for the year ended 31 December 2022 and contain all disclosures required by the Companies Act.

The Consolidated Financial Statements have been prepared on the historical cost basis except for derivative financial instruments and commodity inventories which have been measured at fair value.

The preparation of financial statements in conformity with IFRS requires the use of certain critical accounting estimates. It requires management to exercise its judgement in the processes of applying the Group's accounting policies. The areas involving a higher degree of judgement or complexity and areas where assumptions and estimates are

significant to the Consolidated Financial Statements are described in notes 2 and 3.

The Consolidated Financial Statements have been prepared on a going concern basis. The Group operates under a financial framework to build sustainable long-term cash flow underpinning its liquidity requirements and decommissioning liabilities. The Group has significant cash and cash equivalents which is expected to cover its liquidity requirements. Investments and dividends will be managed to ensure that the Group maintains a working capital liquidity buffer and satisfy future decommissioning liabilities. Under the financial framework the Company could further seek borrowings from Third Party debt as a mitigation strategy. The Board's consideration of going concern is described in note 21(b).

Basis of consolidation

The Group's Consolidated Financial Statements are presented in pounds sterling. For the purposes of presenting the Consolidated Financial Statements, the assets and liabilities of the Group's non-sterling functional currency entities are translated into sterling at exchange rates prevailing at the balance sheet date. The results of these entities are translated into pounds sterling at the average rates of exchange for the relevant period, disclosed in S1.

(b) Standards, amendments and interpretations effective or adopted in 2022

The following standards and amendments to IFRS became effective for the period beginning 1 January 2022 and did not have a material impact on the Consolidated Financial Statements:

- Amendments to IAS 16: 'Property, Plant and Equipment' - proceeds before intended use;
- Amendments to IAS 37: 'Provisions, contingent liabilities and contingent assets' - cost of fulfilling a contract;
- Amendments to IFRS 3 'Business Combinations' – reference to the Conceptual Framework; and
- Annual Improvements to IFRS 2018-2020.

(c) Standards and amendments that are issued but not yet applied by the Group

The Group has not applied the following standards or amendments relevant to the Group's operations



1. BASIS OF PREPARATION, SUMMARY OF NEW ACCOUNTING POLICIES AND REPORTING CHANGES

CONTINUED

in the Consolidated Financial Statements as they are not yet effective or endorsed by the United Kingdom:

- IFRS 17 'Insurance Contracts', effective from 1 January 2023;
- Amendments to IAS 1 'Presentation of Financial Statements':
 - Disclosure of accounting policies and materiality judgements, effective 1 January 2023;
 - Classification of liabilities as current or non-current, effective 1 January 2024; and
 - Non-current liabilities with covenants, effective 1 January 2024.
- Amendments to IAS 8 'Accounting policies, Changes in Accounting Estimates and Errors'; effective from 1 January 2023;
- Amendments to IFRS 4 'Insurance Contracts', effective 1 January 2023;
- Amendments to IAS 12 'Income Taxes'; effective from 1 January 2023; and
- Amendments to IFRS 16 'Leases'; effective from 1 January 2024.

Management does not currently expect the future application of these amendments to have a material impact on the amounts reported and disclosed in the Consolidated Financial Statements.

2. SPECIFIC ACCOUNTING MEASURES

Exceptional items and re-measurements of energy contracts

To be able to provide readers with clear information regarding the business performance of the Group, the effects of re-measurements of energy contracts and exceptional items are reported separately in the Consolidated Income Statement.

The Group enters into a number of forward energy trades to protect and optimise the value of its underlying production. These trades are designed to reduce the risk of holding such assets and are subject to strict risk limits and controls. Primarily, because some of these trades include terms that permit net settlement (they are prohibited from being designated as 'own use'), the rules within IFRS 9: 'Financial instruments' require them to be individually fair valued. Fair value movements on these commodity derivative trades do

2. SPECIFIC ACCOUNTING MEASURES

CONTINUED

not reflect the underlying performance of the business because they are economically related to the Group's exploration and production assets which are typically not fair valued.

The Group's result for the year presents both realised and unrealised fair value movements on all derivative energy contracts within the 're-measurement of energy contracts' line item.

Exceptional items are those items that, in the judgement of the Directors, need to be disclosed separately by virtue of their nature, size or incidence. To ensure the Group Income Statement reflects the underlying results of the Group, these exceptional items are also reported separately in the Group Income Statement. Items that may be considered exceptional in nature include disposals of businesses or significant assets, business restructurings, asset impairments/write-backs, the tax effects of these items and the effect of changes in UK upstream tax rates.

The Group distinguishes between business performance asset impairments/write-backs and exceptional impairments/write-backs on the basis of the underlying driver of the impairment, as well as the magnitude of the impairment. Drivers that are deemed to be outside of the control of the Group (e.g. commodity price changes) give rise to exceptional impairments. Additionally, impairment charges that are of a one-off nature (e.g. reserves downgrades) and significant enough value to distort the underlying results of the business are considered to be exceptional. Other impairments that would be expected in the normal course of business, such as unsuccessful exploration activity (dry holes), are not classed as exceptional.

3. CRITICAL ACCOUNTING JUDGEMENTS AND KEY SOURCES OF ESTIMATION UNCERTAINTY

(a) Critical judgements in applying the Group's accounting policies

Such key judgements include the following:

- the presentation of selected items as exceptional (see notes 2 and 6); and
- the classification of energy procurement contracts as derivative financial instruments and presentation as re-measurements of energy contracts (see notes 2, 6 and 16).

In addition, management has made the following key judgements in applying the Group's accounting policies that have the most significant effect on the Consolidated Financial Statements:

Spirit Energy Limited preference shares

As part of the acquisition of Spirit Energy Limited, preference shares have been issued to GBGH and SWM Gasbeteiligungs GmbH. Management have reviewed the redemption and conversion rights of the shares and have concluded that in each case the redemption is at the discretion of the issuer, Spirit Energy Limited. Whilst the agreements provide incentives for GBGH to redeem these shares through the waiver of its dividend under certain circumstances, and the agreements indicate an intention to redeem, management have concluded that Spirit Energy Limited retains the discretion to avoid redemption and therefore the preference shares do not represent an obligation.

Similarly, the conversion rights are at the discretion of Spirit Energy Limited and do not create an obligation. Accordingly, the preference shares are deemed to represent equity rather than a financial liability.

During 2022, redemption of 517 million preference shares was approved. Further details of these transactions can be found in note 22.

Assets held for sale and discontinued operations

On 8 December 2021, the Group announced that it had agreed to dispose of the Statfjord fields and the Norwegian portfolio of assets for a headline consideration of \$1,076 million (£800 million). In line with IFRS 5, the assets and liabilities of the disposal groups were classified as held for sale and presented separately on the Group Balance Sheet from 8 December 2021. This is the date at which the disposal groups satisfied the criteria of being readily

available for immediate sale and considered highly probable to complete.

Additionally, the disposal groups represent a separate major geographical area of operations, therefore, their results have been presented as discontinued operations in the Group Income Statement, Group Statement of Other Comprehensive Income/(Loss) and Group Cash Flow Statement.

(b) Key sources of estimation uncertainty

The sections below detail the assumptions the Group makes about the future and other major sources of estimation uncertainty when measuring its assets and liabilities at the reporting date. The information given relates to the sources of estimation uncertainty that have a significant risk of resulting in a material adjustment to those assets and liabilities in the next financial year.

Estimates and associated assumptions are based on historical experience and various other factors that are believed to be reasonable under the circumstances, including current and expected economic conditions. Although these estimates and associated assumptions are based on management's best knowledge of current events and circumstances, actual results may differ.

Decommissioning costs

The estimated cost of decommissioning at the end of the producing lives of oil and gas fields is reviewed annually and is based on reserves, price levels and technology at the balance sheet date. Provision is made for the estimated cost of decommissioning at the balance sheet date. The payment dates of total expected future decommissioning costs are uncertain and dependent on the production life of the respective field, but the majority of costs are currently anticipated to be incurred until 2033 (2021: 2038).

The key estimation uncertainty is the discount rate used to discount the estimated decommissioning costs. The real discount rate used to discount the decommissioning liabilities at 31 December 2022 was 1% (2021: 0%). A 1% variation in this discount rate would change the decommissioning liabilities (excluding liabilities moved to held for sale) by approximately £50 million before taxation (2021: £65 million).

3. CRITICAL ACCOUNTING JUDGEMENTS AND KEY SOURCES OF ESTIMATION UNCERTAINTY

CONTINUED

Gas and liquids reserves

The volume of proven and probable (2P) gas and liquids reserves is an estimate that affects the unit of production method of depreciating producing gas and liquids Property, plant and equipment (PP&E) as well as being a significant estimate affecting decommissioning and impairment calculations. The factors impacting gas and liquids estimates and the process for estimating reserve quantities and reserve recognition are described on page 89.

The impact of a change in estimated 2P reserves is dealt with prospectively by depreciating the remaining book value of producing assets over the expected future production. If 2P reserves estimates are revised downwards, earnings could be affected by higher depreciation expense or an immediate write-down (impairment) of the asset's book value. Due to the complex interaction of field-specific factors it is not possible to give a meaningful sensitivity of the Group's financial position or performance to gas and liquids reserves. However, price sensitivity is aligned to the impact that would be identified from a reserves movement.

Determination of fair values – energy derivatives

Fair values of energy derivatives are estimated by reference in part to published price quotations in active markets and in part by using valuation techniques. More detail on the sensitivity analysis and key assumptions used in determining fair valuations of energy derivatives, such as forward commodity prices, is provided in note S2 and S3.

Impairment of long-lived assets

The Group has several material long-lived assets, which are assessed or tested for impairment at each reporting date in accordance with the Group's accounting policy as described in note 6. The Group makes judgements and estimates in considering whether the carrying amounts of these assets or cash generating units (CGUs) are recoverable. The key assets that are subjected to impairment tests are exploration, development and production gas and oil assets and goodwill, as detailed below.

In 2021, the Group's strategy was revised to minimise future spend on exploration and evaluation assets. Therefore, the remaining portfolio of exploration assets of £32 million pre-tax (£20 million post-tax) were fully written off.

Development and production gas and oil assets

The recoverable amount of the Group's gas and oil assets is determined by discounting the post-tax cash flows expected to be generated by the assets over their lives, taking into account those assumptions that market participants would consider when assessing fair value. The cash flows are derived from projected production profiles of each field, based predominantly on expected 2P reserves and take into account forward prices for gas and liquids over the relevant period. Where forward market prices are not available, prices are determined based on internal model inputs.

In 2022 forward commodity prices continued to increase, both in terms of observable market prices and forecast forward prices. This has increased the level of estimation uncertainty in determining the value of gas and oil assets. However, as maximum write-backs were recognised in 2021 no further write-backs were recognised in 2022.

The valuation of production assets are particularly sensitive to the price assumptions made in the impairment calculations. Further details of the assumptions used in determining the recoverable amounts, the impairments and the impairment reversals booked during the year and the sensitivity to the assumptions, including assumptions for climate-related matters and forward commodity prices, are provided in note 6.



3. CRITICAL ACCOUNTING JUDGEMENTS AND KEY SOURCES OF ESTIMATION UNCERTAINTY

CONTINUED

Climate change

Climate change was identified as a key estimation uncertainty for the year ended 31 December 2022. When performing the impairment assessments per IAS 36 'Impairment of Assets', considerations around the carbon costs associated with climate change have been factored into the asset cases when determining the recoverable amounts. For operated and non-operated assets, the price curves are derived from external sources with long term price assumptions from third-party comparator median curves. These are deemed to be aligned with prices a reasonable market participant would use.

Exposure to climate-related matters does not currently present an indicator of impairment within the Group's gas and oil assets when adjusting for the Net zero price curves. An adjustment for the prices based on the Net zero curves would reduce the NPV by £73 million however, this would not result in any impairments in 2022 (2021: £2 million impairment) across our portfolio of assets. Please refer to note 6 for further information on the sensitivity.



4. REVENUE

The principal activities from which the Group derives its revenues are the production and processing of gas and oil. An analysis of the Group's revenue is set out in the table below.

Year ended 31 December	2022 £m	2021 £m
Revenue from continuing operations		
Sale of goods:		
Gas	2,098	1,147
Oil and liquids	90	105
Pipeline tariff revenue	31	22
Other revenue	31	34
Total revenue from continuing operations	2,250	1,308
Revenue from discontinued operations		
Sale of goods:		
Gas	381	575
Oil and liquids	246	533
Pipeline tariff revenue	11	26
Other revenue	-	2
Total revenue from discontinued operations	638	1,136
Total revenue	2,888	2,444

An analysis of revenue by geographical territory, based on the location of the customer, is set out the in the table below.

Year ended 31 December	2022 £m	2021 £m
Continuing operations		
UK	2,225	1,233
Norway	-	35
Switzerland	11	26
Netherlands	12	13
Rest of the world	2	1
Total revenue from continuing operations	2,250	1,308
Discontinued operations		
UK	537	866
Norway	14	128
Switzerland	53	36
Rest of the world	34	106
Total revenue from discontinued operations	638	1,136
Total revenue	2,888	2,444

5. COST OF OPERATIONS

(a) Analysis of costs by nature

Year ended 31 December	Note	Cost of sales £m	Operating costs £m	2022 Total costs £m	Costs of sales £m	Operating costs £m	2021 Total costs £m
Continuing operations							
Transportation and distribution costs		(66)	-	(66)	(78)	-	(78)
Commodity costs		(26)	-	(26)	(25)	-	(25)
Depreciation, amortisation, impairments and write-downs of fixed assets ⁽ⁱⁱⁱ⁾		(341)	(100)	(441)	(209)	(26)	(235)
Employee costs ⁽ⁱ⁾		(23)	(47)	(70)	(24)	(53)	(77)
Profit on disposal		-	5	5	-	-	-
Other direct costs ⁽ⁱⁱ⁾		(230)	(17)	(247)	(208)	8	(200)
Total costs before exceptional items and re-measurement of energy contracts for continuing operations		(686)	(159)	(845)	(544)	(71)	(615)
Exceptional items	6a	-	-	-	-	511	511
Total costs before re-measurement of energy contracts within Group operating (loss)/profit for continuing operations		(686)	(159)	(845)	(544)	440	(104)
Discontinued operations							
Transportation and distribution costs		(31)	-	(31)	(75)	-	(75)
Commodity costs		(3)	-	(3)	(11)	-	(11)
Depreciation, amortisation, impairments and write-downs of fixed assets		-	-	-	(210)	(27)	(237)
Employee costs ⁽ⁱ⁾		-	(8)	(8)	-	(21)	(21)
Other direct costs ⁽ⁱⁱ⁾		(24)	(8)	(32)	(115)	(22)	(137)
Total costs for discontinued operations		(58)	(16)	(74)	(411)	(70)	(481)
Exceptional items	6a	-	(183)	(183)	-	55	55
Total costs within Group operations (loss)/profit for discontinued operations		(58)	(199)	(257)	(411)	(15)	(426)

(i) Employee costs only includes costs incurred by employing legal entities within the Group.
(ii) Included within cost of sales are operated and non-operated production costs, maintenance charges, recharged labour costs, tariffs and royalty expenses. Included within operating costs are insurance premiums, non-capital exploration costs, recharged labour costs and office and administrative costs. Operating costs also includes inventory impairment as detailed in note 15.
(iii) Included within the depreciation, amortisation, impairments and write-downs of fixed assets Impairments line of operating costs is £84 million of write offs. £64 million relates to the write off of the Chiswick C7 well, which could not be completed due to high volumes of water in the reservoir, and £20 million for the write off of the remaining Brae asset following an update to the DPRT position in 2022.

(b) Re-measurement of energy contracts

Year ended 31 December	Note	2022 £m	2021 £m
Certain re-measurements of energy contracts	6b	511	(1,112)
Settlement of energy contracts		(1,305)	(659)
Re-measurement of energy contracts		(794)	(1,771)



5. COST OF OPERATIONS

CONTINUED

(c) Employee costs

Year ended 31 December	Note	2022 Em	2021 Em
Continuing operations			
Wages and salaries		(58)	(63)
Social security costs		(6)	(9)
Pension and other post-employment benefits costs	19	(6)	(5)
Employee costs expensed for continuing operations		(70)	(77)
Discontinued operations			
Wages and salaries		(6)	(20)
Social security costs		(1)	(2)
Pension and other post-employment benefits costs	19	(1)	(2)
Employee costs expensed for discontinued operations		(8)	(24)
Capitalised employee costs		-	3
Employee costs expensed		(8)	(21)

Details of the remuneration of key management personnel are given in note S5.

(d) Average number of employees during the year

Year ended 31 December	2022 Number	2021 Number
Continuing operations		
UK	470	511
Netherlands	52	54
Average number of employees for continuing operations	522	565
Discontinued operations		
Norway	99	106
Average number of employees for discontinued operations	99	106

6. EXCEPTIONAL ITEMS AND CERTAIN RE-MEASUREMENTS OF ENERGY CONTRACTS

(a) Exceptional items

Year ended 31 December	Note	2022 £m	2021 £m
Continuing operations			
Write-back/(impairment) of exploration and production assets ⁽ⁱ⁾		-	723
Impairment of goodwill and intangibles ⁽ⁱⁱ⁾		-	(219)
Net reversal of unused decommissioning provisions ⁽ⁱⁱⁱ⁾		-	40
Business change and restructuring costs ^(iv)		-	(3)
Loss on disposal of subsidiaries ^(v)		-	(30)
Exceptional items included within Group operating loss		-	511
Taxation on exceptional items ^(vi)	8	(197)	(180)
Net exceptional items after taxation		(197)	331
Discontinued operations			
Write-back/(impairment) of exploration and production assets ⁽ⁱ⁾		-	59
Business change and restructuring costs ^(iv)		-	(4)
Loss on disposal of subsidiary ^(v)		(183)	-
Exceptional items included within Group operating loss		(183)	55
Taxation on exceptional items ^(vi)	8	-	(42)
Net exceptional items after taxation		(183)	13

- (i) In 2021 pre-tax write-backs of £782 million, £446 million post-tax, were recognised. This was predominantly due to long-term price forecasts.
- (ii) In 2021, the divestment of the Norway Business and Statfjord fields and change in strategy around exploration spend resulted in a pre-tax and post-tax impairment of goodwill of £187 million and a write-off of the remaining exploration and evaluation assets of £32 million pre-tax, (£20 million post-tax).
- (iii) In 2021, the reversal of decommissioning provisions pre-tax £40 million, and post-tax £24 million relates to assets previously impaired through exceptional items.
- (iv) Business change and restructuring costs include onerous contract costs of £3 million and £4 million of various costs associated with the Norway and Statfjord Fields disposal.
- (v) In 2022 the profit/(loss) represents the loss on disposal for the Norway Business and Statfjord fields, see note 10 for further details. The 2021 amounts represent a net loss of £6 million pre-tax (£3 million post-tax) in relation to the sale of Spirit Energy's Danish subsidiaries to INEOS E&P AS and a pre-tax loss of £24 million (£16 million post-tax) for the Pegasus farm-down to Neptune.
- (vi) In 2022 Spirit Energy recognised £153 million (2021: £143 million) of deferred tax assets in relation to tax losses and allowances, derecognised £31 million of deferred tax assets in relation to decommissioning provisions and deferred PRT mainly due to increased commodity prices and long-term forecasts (2021: recognised £39 million of deferred tax assets in relation to decommissioning provisions and derecognised £77 million of net deferred PRT assets) and provided for £319 million of deferred tax liabilities in respect of re-basing of accelerated capital allowances due to the introduction of the Energy Profit Levy. For 2021 this was in addition to the tax elements disclosed in the footnotes above.

(b) Certain re-measurements of energy contracts

Year ended 31 December	Note	2022 £m	2021 £m
Certain re-measurements recognised in relation to energy contracts:			
Net loss arising on market price movements and new contracts	16	(428)	(1,162)
Net gain arising on delivery of contracts		939	50
Net gain/(loss) from unrealised re-measurements of energy contracts included within Group operating profit/(loss)⁽ⁱ⁾	2.5b	511	(1,112)
Realised losses associated with the Statfjord field disposal		(84)	-
Taxable net gain/(loss) from unrealised re-measurements of energy contracts		427	(1,112)
Taxation on certain re-measurements	8	88	445
Net re-measurements after taxation		515	(667)

- (i) Certain re-measurement amounts relate to unsettled fair value through profit and loss (FVTPL) mark-to-market commodity derivatives and foreign exchange contracts related to commodity derivatives.

6. EXCEPTIONAL ITEMS AND CERTAIN RE-MEASUREMENTS OF ENERGY CONTRACTS

CONTINUED

(c) Impairment accounting policy, process and sensitivities

The Group reviews the carrying amounts of PP&E annually, or more frequently if events or changes in circumstances indicate that the recoverable amounts may be lower than their carrying amounts. Where an asset does not generate cash flows that are independent from other assets, the Group estimates the recoverable amount of the CGU to which the asset belongs. The recoverable amount is the higher of value in use (VIU) and fair value less costs of disposal (FVLCD).

Oil and gas hubs are the smallest discrete set of assets that individually generate cash flows, largely independent of other assets. If the recoverable amount is estimated to be less than the carrying amount, the carrying amount is reduced to its recoverable amount. When recognising an impairment charge on oil and gas assets, impairment losses are allocated first to reduce fair value and subsequently to reduce carrying value.

FVLCD discount rate and cash-flow assumptions

In 2022 impairments and decommissioning provision revisions were not recognised as exceptional due to them being operational in nature. Further details can be found in note 5.

In 2021 a net write-back of £822 million was recorded within exceptional items for the Group's production assets. This included £40 million of reductions to decommissioning provisions which were also booked as exceptional. In 2021 the assets that were subject to net write-back had associated recoverable amounts (net of decommissioning costs) of £848 million.

In 2021 a net impairment of £187 million was recorded within exceptional items for the Group's goodwill due to the sale of the Norwegian assets and Statfjord Fields. The remaining exploration and evaluation assets of £32 million were written off in 2021.

FVLCD is determined by discounting the post-tax cash flows expected to be generated by the gas and oil production and development assets, net of associated selling costs, taking into account those assumptions that market participants would use in estimating fair value. Post-tax cash flows are derived from projected production profiles of each field, taking into account forward prices for gas and liquids over

the relevant period. Where forward market prices are not available, prices are determined based on internal model inputs. An average price of 167.8 p/therm in the liquid period and 86.7 p/therm in the long term have been used for the impairment valuations this year. The date of cessation of production depends on the interaction of a number of variables, such as the recoverable quantities of hydrocarbons, production costs, the contractual duration of the licence area and the selling price of the gas and liquids produced. As each field has specific reservoir characteristics and economic circumstances, the post-tax cash flows for each field are computed using individual economic models. Post-tax cash flows used in the FVLCD calculation for the first five years are based on business plans submitted to the Spirit Energy Board and thereafter, are based on long-term production and cash flow forecasts, which management believes reflects the assumptions of a market participant.

The future post-tax cash flows are discounted using a post-tax nominal discount rate of 10.5% (2021: 10%) to determine the FVLCD. The discount rate reflects the current market assessments of the time value of money and is based on the estimated cost of capital of each CGU. Additionally, risks specific to the cash flows of the CGUs are reflected within cash flow forecasts. Inflation rates used in the five-year business plan were based on a blend of a number of publicly-available inflation forecasts for the UK. Inflation rates used were 13.1% in 2022, 9.6% in 2023 and 2% from 2024 onwards (2021: 2.4%).

The valuation of production assets are particularly sensitive to the price assumptions made in the impairment calculations. To illustrate this, the price assumptions for gas and oil have been varied by +/-10%. Changes in price generate different production profiles and, in some cases, the date that an asset ceases production. This has been considered in the sensitivity analysis. Otherwise, all other operating costs, life of field capital expenditure and abandonment expenditure assumptions remain unchanged. For production assets, an increase in gas and oil prices of 10% would not have an impact on previous post-tax write backs of the underlying production assets due to assets being written back to their maximum values after adjusting for depreciation. A reduction of 10% would also not give rise to a reduction in net write-backs in the underlying production assets (2021: £30 million reduction). Given the increases in commodity prices during 2022, a further sensitivity has been calculated based on a 50% fall in liquid and blend-period commodity prices only, which would result in post-tax

6. EXCEPTIONAL ITEMS AND CERTAIN RE-MEASUREMENTS

CONTINUED

impairments of £151 million being recognised (2021: £291 million).

Exposure to climate-related matters does not currently present an indicator of impairment within the Group's gas and oil assets. However, recognising the uncertainty around climate change and international governmental intervention to reduce CO₂ emissions on forecast prices, a sensitivity analysis has been performed based on forecast prices aligned to the International Energy Agency's ('IEA') Sustainable Development Scenarios, which assumes governmental policies are put in place to align with temperature goals under the Paris Agreement.

The sensitivity retains the prices for the liquid period (4 years) but replaces the longer term with IEA's forecast prices for Sustainable Development. The average Net Zero price in the liquid period was 167.8 p/therm and 52.1 p/therm in the long term. Based on these price assumptions, no change would have been recognised on the Group's portfolio of assets (2021: £2 million impairment).

Fair value hierarchy

The fair value of exceptional items and re-measurements of energy contracts measured and held at fair value has been determined using level 2 of the fair value hierarchy (see note S3 for further details).

Significant inputs in determining the CGU fair value are oil and gas reserves and production profiles, forward commodity prices and foreign exchange curves, future capital expenditure, decommissioning and direct cost estimates. Cash flows are discounted using a post-tax nominal discount rate of 10.5% (2021: 10%).

Re-measurements of energy contracts are energy derivative contracts and foreign exchange contracts related to energy derivatives, which are valued at the balance sheet date using quoted future market prices.



7. NET FINANCE COSTS

Year ended 31 December	2022			2021		
	Financing income/(costs) £m	Investment income £m	Total £m	Financing costs £m	Investment income £m	Total £m
Continuing operations						
Interest income	-	18	18	-	4	4
Interest cost and financing fees	(5)	-	(5)	(10)	-	(10)
Interest cost on leases	-	-	-	(1)	-	(1)
	(5)	18	13	(11)	4	(7)
Net gains on revaluation	2	-	2	2	-	2
Notional interest arising from discounting	(2)	-	(2)	(2)	-	(2)
Net finance costs	(5)	18	13	(11)	4	(7)
Discontinued operations						
Net gains on revaluation	11	-	11	1	-	1
Interest cost on leases	(1)	-	(1)	-	-	-
Net finance costs	10	-	10	1	-	1



8. TAXATION

(a) Analysis of tax charge

Year ended 31 December	2022			2021		
	Business performance £m	Exceptional items and certain re-measurements of energy contracts £m	Results for the year £m	Business performance £m	Exceptional items and certain re-measurements of energy contracts £m	Results for the year £m
Continuing operations						
Current tax						
UK corporation tax	(56)	34	(22)	39	-	39
UK petroleum revenue tax	2	-	2	24	-	24
Energy Profits Levy – Current Tax	(20)	21	1	-	-	-
Adjustments in respect of prior years – UK	(12)	-	(12)	(10)	-	(10)
Adjustments in respect of prior years – non-UK	-	-	-	(1)	-	(1)
Total current tax	(86)	55	(31)	52	-	52
Deferred tax						
Origination and reversal of temporary differences – UK	(53)	(66)	(119)	(49)	393	344
UK petroleum revenue tax	6	(19)	(13)	(10)	(128)	(138)
Energy Profits Levy – Deferred Tax						
Origination and reversal of temporary differences – UK	11	(79)	(68)	1	-	1
Adjustments in respect of prior years – UK	16	-	16	11	-	11
Total deferred tax	(20)	(164)	(184)	(47)	265	218
Total taxation on profit/(loss)	(106)	(109)	(215)	5	265	270
Discontinued operations						
Current tax- non UK	(340)	-	(340)	(361)	3	(358)
Current tax- UK	-	-	-	(35)	-	(35)
Deferred tax- origination and reversal of temporary differences- non UK	(83)	-	(83)	(68)	(46)	(114)
Deferred tax- origination and reversal of temporary differences- UK	(19)	-	(19)	(5)	1	(4)
Total taxation of profit/(loss) from discontinued operations	(442)	-	(442)	(469)	(42)	(511)
Total taxation on profit/(loss) for the year	(548)	(109)	(657)	(464)	223	(241)

Tax on items taken directly to equity is disclosed in the Consolidated Statement of Comprehensive Loss and the Consolidated Statement of Changes in Equity. The Group earned the majority of its profits in Norway. UK exploration and production activities are taxed at a corporation tax rate of 30% (2021: 30%) plus a supplementary charge of 10% (2021: 10%) and an Energy Profits Levy (EPL) of 25% (2021: n/a) to give an overall rate of tax on upstream activities of 65% (2021: 40%). Petroleum revenue tax (PRT) is now set at nil% (2021: nil%) but may still give rise to refunds from the carry-back of excess reliefs (for example, from decommissioning) against historical profits taxed at 50%. Norwegian exploration and production



8. TAXATION

CONTINUED

profits are taxed at the standard rate of 22% (2021: 22%) plus a special tax of 56% (2021: 56%) resulting in an aggregate tax rate of 78% (2021: 78%).

Uncertain tax provisions were released in full following the sale of Norway and a corresponding indemnity liability to SVAL was recognised totalling £130 million (2021: £116 million). A material portion of the uncertain tax provision arising before completion of the transaction to combine Centrica plc's existing exploration and production business with that of Bayerngas Norge AS on 8 December 2017 is recoverable from Shareholders to the extent it was not funded at completion. Refer to note 20(b) for further details.

The Group's non-upstream UK profits are taxed at the standard rate of 19% (2021: 19%).

(b) Factors affecting the tax charge

The difference between the total tax shown above and the amount calculated by applying the upstream rate of UK corporation tax to the (loss)/profit before taxation is as follows:

Year ended 31 December	2022			2021		
	Business performance £m	Exceptional items and certain re-measurements of energy contracts £m	Results for the year £m	Business performance £m	Exceptional items and certain re-measurements of energy contracts £m	Results for the year £m
Continuing operations						
Group profit/(loss) before tax	197	427	624	27	(601)	(574)
Tax on profit/(loss) at UK corporation tax rate of 65% (2021: 40%)	(128)	(278)	(406)	(11)	240	229
Effects of:						
Depreciation/impairment on non-qualifying assets (including write-backs)	-	-	-	(1)	-	(1)
Movement in tax rates	5	(117)	(112)	2	35	37
Non-taxable disposals	(17)	-	(17)	-	-	-
Other non-allowable/non-taxable items	(7)	-	(7)	4	(3)	1
Upstream investment incentives	32	95	127	5	-	5
EPL rebasing on deferred tax	-	154	154	-	-	-
UK petroleum revenue tax rates	1	(12)	(11)	11	(77)	(66)
Non-UK tax rates	-	-	-	(2)	-	(2)
Goodwill and investment impairments	-	(8)	(8)	-	(74)	(74)
Movement in uncertain tax provisions	-	-	-	(1)	-	(1)
Movement in unrecognised deferred tax assets	2	57	59	(2)	144	142
Adjustments in respect of prior years	6	-	6	-	-	-
Taxation on profit/(loss) for the year	(106)	(109)	(215)	5	265	270
Movement in deferred tax	20	164	184	47	(265)	(218)
Current tax from continuing operations	(86)	55	(31)	52	-	52
Current tax from discontinued operations	(340)	-	(340)	(396)	3	(393)
Total current tax on profit/(loss) for the year	(426)	55	(371)	(344)	3	(341)

The Group is subject to taxation in a number of jurisdictions. The complexity of applicable rules may result in legitimate differences of interpretation between the Group and taxing authorities (or between different taxing authorities) especially where an economic judgement or valuation is involved.



8. TAXATION

CONTINUED

(c) Factors that may affect future tax charges

The Group's effective tax rates are impacted by changes to the mix of activities and production across the territories in which it operates. Effective tax rates may also fluctuate where profits and losses cannot be offset for tax purposes.

2022 UK operations are subject to a higher effective tax rate than the current UK upstream tax rate. Income earned in territories outside the UK, notably in Norway, is generally subject to higher effective rates of tax than the current UK upstream rate. The Group's effective tax rate of 35% (2021: 47%) is expected to remain above the UK upstream rate.

On 26 May 2022 the Chancellor announced the introduction of the Energy Profits Levy (EPL) representing a 25% additional 'tax' on upstream profits. On 17 November the Chancellor announced further changes to EPL, increasing the rate from 25% to 35% from 1 January 2023 and the sunset date extended from 31 December 2025 to 31 March 2028. EPL has been enacted and is included in these financial statements

9. DIVIDENDS

Year ended 31 December	2022 £m	2022 Pence per share	2022 Date of payment	2021 £m	2021 Pence per share	2021 Date of payment
Prior year final dividend						
Ordinary shares	375	39.27	9 June 2022	-	-	-
Interim dividend	64	6.74	12 December 2022	-	-	-

The final dividend of 39.27 pence per ordinary share and nil pence per preference share, totalling £375 million, for the year ended 31 December 2022 was approved by the Board on 31 May 2022 and was paid on 9 June 2022.

Interim dividend of 6.74 pence per ordinary share and nil pence per preference share, totalling £64 million, for the year ended 31 December 2022 was approved by the Board on 7 December 2022 and was paid on 12 December 2022.

Notwithstanding the provisions of the Articles, the Shareholders have agreed to disapply certain provisions of the Articles in order to pay dividends on the ordinary shares following the sale of the Norwegian business, despite not having redeemed all of the preference shares first.

The Group has sufficient distributable reserves to pay dividends to its ultimate shareholders. Distributable reserves are calculated on an individual legal entity basis and the ultimate parent company, Spirit Energy Limited, currently has adequate levels of realised profits within its retained earnings to support dividend payments. Refer to the Spirit Energy Limited Company Balance Sheet on page 81.

10. ACQUISITIONS AND DISPOSALS

(a) Acquisitions

No acquisitions have been made by the Group in the year.

(b) Disposals and discontinued operations

On 8 December 2021, the Group announced that it had agreed to sell its interests in the Statfjord fields to Equinor and the full portfolio of Norwegian oil and gas assets to Sval Energi for a headline consideration of approximately £800 million. The sale has a commercial effective date of 1 January 2021 and completed on 31 May 2022.

There are two disposal groups included within the transaction: the Statfjord fields and the remaining Norwegian business.

The results of the Statfjord fields and remaining Norwegian business for 2022 and 2021 are shown below.

Year ended 31 December	Notes	2022 £m	2021 £m
Revenue	4	638	1,136
Cost of sales	5a	(58)	(411)
Gross profit		580	725
Operating costs	5a	(16)	(70)
Exceptional items	6a	(183)	55
Total operating costs		(199)	(15)
Operating profit		381	710
Net financing income	7	10	1
Profit/(loss) before taxation		391	711
Taxation on profit/(loss)	ε	(442)	(511)
Profit after taxation for the year		(51)	200



10. ACQUISITIONS AND DISPOSALS

CONTINUED

Details of the assets and liabilities of the disposal groups at 31 May 2022 are shown below.

As at 31 May 2022	Note	Statfjord Fields £m	Norway Business £m	Total £m
Non-current assets				
Goodwill	12	-	245	245
Other intangible assets	12	-	66	66
Property, plant and equipment	11	315	935	1,250
Deferred tax assets	13	253	86	339
Trade and other receivables		-	8	8
Total non-current assets		568	1,340	1,908
Current assets				
Inventories		17	15	32
Trade and other receivables		4	151	155
Current tax assets		(2)	2	-
Cash and cash equivalents		-	30	30
Total current assets		19	198	217
Assets held for sale		587	1,538	2,125
Current liabilities				
Trade and other payables		(61)	(170)	(231)
Current tax liabilities		(60)	(257)	(317)
Lease liabilities		-	(2)	(2)
Provisions for other liabilities and charges	18	-	(4)	(4)
Total current liabilities		(121)	(433)	(554)
Non-current liabilities				
Deferred tax liabilities	13	-	(538)	(538)
Provisions for other liabilities and charges	18	(526)	(245)	(771)
Lease liabilities		-	(2)	(2)
Total non-current liabilities		(526)	(785)	(1,311)
Total liabilities held for sale		(647)	(1,218)	(1,865)
Net assets		(60)	320	260

The disposal groups represent a separate major geographical area of operations, therefore, their results have been presented as discontinued operations in the Group Income Statement, Group Statement of Other Comprehensive Loss and Group Cash Flow Statement.



10. ACQUISITIONS AND DISPOSALS

CONTINUED

The cash flows arising from discontinued operations, which are presented net within the Group Consolidated Cash Flow Statement, are shown below.

Year ended 31 December	Notes	2022 £m	2021 £m
Operating profit		381	710
Add back/(deduct):			
Depreciation, amortisation, write-downs, (write-backs) and impairments of fixed assets	11a, 12a	-	178
Profit on disposals		183	-
Increase in provisions		-	(7)
Exceptional charges reflected directly in operating profit	6a	-	4
Operating cash before movements in working capital and exceptional payments		564	885
Increase in inventories		2	-
(Increase)/decrease in trade and other receivables		44	(90)
Increase/(decrease) in trade and other payables		82	18
Cash generated by operations		692	813
Taxes paid		(300)	(36)
Payments relating to exceptional charges		-	(6)
Operating interest paid		(1)	-
Net cash from operating activities		391	771
Purchase of property, plant and equipment and intangible assets		(119)	(203)
Deferred consideration paid		(6)	-
Net cash used in investing activities		(125)	(203)
Capital element of finance leases	21e	(1)	(3)
Net cash used in financing activities		(1)	(3)
Net increase in cash and cash equivalents		265	565

A loss of £183 million arose on the transaction, being the difference between the proceeds of disposal and the carrying amount of net assets and attributable goodwill:

Year ended 31 December	Notes	2022 £m
Total consideration		176
Satisfied by:		
Cash and cash equivalents		87
Cash within disposal group		30
Contingent consideration		59
Net liabilities disposed of		15
Deduct:		
Goodwill		(245)
Foreign currency translation reserve recycle		(99)
Loss on disposal		(183)

11. PROPERTY, PLANT AND EQUIPMENT

(a) Carrying amounts

	Note	2022			2021				
		Land and buildings £m	Plant and equipment £m	Gas and oil production £m	Total £m	Land and buildings £m	Plant and equipment £m	Gas and oil production £m	Total £m
Cost									
1 January		22	4	10,230	10,256	33	11	14,034	14,078
Additions		-	-	129	129	-	-	238	238
Transfer from other intangible assets		-	-	1	1	-	-	10	10
Transfer to disposal groups held for sale	10	-	-	-	-	(11)	(6)	(3,865)	(3,882)
Disposals		-	-	(39)	(39)	-	-	(7)	(7)
Write downs ⁽ⁱ⁾		-	-	(64)	(64)	-	-	-	-
Decommissioning liability revisions and additions	18	-	-	75	75	-	-	(14)	(14)
Exchange adjustments		1	-	78	79	-	(1)	(166)	(167)
31 December		23	4	10,410	10,437	22	4	10,230	10,256
Accumulated depreciation and impairment									
1 January		(11)	(4)	(8,866)	(8,881)	(12)	(10)	(12,095)	(12,117)
Charge for the year		(3)	-	(354)	(357)	(4)	(1)	(441)	(446)
Transfer to disposal groups held for sale	10	-	-	-	-	5	6	2,753	2,764
Write-back/(impairment charge) ⁽ⁱ⁾		-	-	(20)	(20)	-	-	781	781
Disposals		-	-	29	29	-	-	5	5
Exchange adjustments		-	-	(69)	(69)	-	1	131	132
31 December		(14)	(4)	(9,280)	(9,298)	(11)	(4)	(8,866)	(8,881)
Net book value at 31 December		9	-	1,130	1,139	11	-	1,364	1,375

(i) Write downs and impairment charges relate to the write off of costs incurred on drilling the Chiswick C7 well as well as the write off of the remaining Brae asset. The write downs and impairment charges, totalling £84 million, have been recognised within operating costs (2021: £1 million impairment charge recognised within operating costs, £782 million write-back as exceptional).

(b) Assets in the course of construction included in the above carrying amounts

As at 31 December	2022 £m	2021 £m
Gas and oil production	56	24

(c) Right-of-use assets included in above carrying amounts

	2022		2021			
	Land and Buildings £m	Gas and oil Production £m	Total £m	Land and Buildings £m	Gas and oil Production £m	Total £m
Net book value 1 January	9	28	37	18	47	65
Additions	-	12	12	-	4	4
Depreciation charge for the year	(2)	(13)	(15)	(4)	(21)	(25)
Transfer to disposal groups held for sale	-	-	-	(5)	-	(5)
Disposals	-	(11)	(11)	-	(2)	(2)
Net book value at 31 December	7	16	23	9	28	37



12. OTHER INTANGIBLE ASSETS AND GOODWILL

(a) Carrying amounts

					2022				2021
	Goodwill £m	Exploration and evaluation expenditure £m	Emissions allowances £m	Other intangibles £m	Total £m	Goodwill £m	Exploration and evaluation expenditure £m	Other intangibles £m	Total £m
Cost									
1 January	-	-	-	7	7	991	104	7	1,102
Additions	-	11	2	-	13	-	51	-	51
Write-downs ⁽ⁱ⁾	-	-	-	-	-	-	(57)	-	(57)
Transfers to property, plant and equipment	-	(1)	-	-	(1)	-	(10)	-	(10)
Transfer to disposal groups held for sale	-	(10)	-	-	(10)	(986)	(60)	-	(1,046)
Disposals	-	-	-	-	-	-	(26)	-	(26)
Exchange adjustments	-	-	-	-	-	(5)	(2)	-	(7)
31 December	-	-	2	7	9	-	-	7	7
Accumulated amortisation									
1 January	-	-	-	(7)	(7)	(555)	-	(7)	(562)
Impairment	-	-	-	-	-	(187)	-	-	(187)
Held for sale	-	-	-	-	-	742	-	-	742
31 December	-	-	-	(7)	(7)	-	-	(7)	(7)
Net book value as at 31 December	-	-	2	-	2	-	-	-	-

(i) In 2021, within operating costs, write-downs of £25 million were recognised in respect of drilling expenditure and £32 million were recognised within exceptional items.

13. DEFERRED TAX LIABILITIES AND ASSETS

	Note	Accelerated tax depreciation (corporation tax) £m	Net decommissioning £m	Losses carried forward £m	Other timing differences £m	Marked-to-market positions £m	Net deferred petroleum revenue tax £m	Total £m
As at 1 January 2021		(649)	820	134	26	34	125	490
(Charge)/credit to income	8	(357)	60	49	(14)	445	(83)	100
Transfer of deferred tax liabilities to group classified as held for sale		576	(437)	-	(9)	-	-	130
Exchange and other adjustments		4	1	-	-	-	-	5
As at 31 December 2021		(426)	444	183	3	479	42	725
(Charge)/credit to income	8	(160)	(97)	27	(78)	35	(13)	(286)
Disposal of business		-	-	-	4	-	-	4
Transfer of deferred tax liabilities to group classified as held for sale		(13)	-	-	82	-	-	69
Exchange and other adjustments		-	-	-	(3)	-	-	(3)
As at 31 December 2022		(599)	347	210	8	514	29	509

Certain deferred tax assets and liabilities have been offset where there is a legally enforceable right to offset current tax assets against current tax liabilities and when the deferred income taxes relate to the same fiscal authority. The following is an analysis of the gross deferred tax balances and associated offsetting balances for financial reporting purposes:

	Assets £m	2022 Liabilities £m	Assets £m	2021 Liabilities £m
As at 31 December				
Gross deferred tax balances	1,358	(849)	1,241	(516)
Offsetting deferred tax balances	(849)	849	(516)	516
Net deferred tax balances (after offsetting for financial reporting purposes)	509	-	725	-

Deferred tax assets arise principally on decommissioning provisions, trading losses carried forward, marked to market positions and PRT. Forecasts indicate that there will be suitable taxable profits to utilise those deferred tax assets not offset against deferred tax liabilities. Specific legislative provisions applicable to oil and gas production provide assurance that deferred tax assets relating to decommissioning costs and certain trading losses will be utilised.

At the balance sheet date, the Group had certain unrecognised deductible temporary differences of £383 million (2021: £1,435 million), of which £312 million (2021: £1,380 million) are carried forward tax losses and allowances available for utilisation against future taxable profits. None of these losses and allowances will expire within one to five years. All other temporary differences have no expiry date. No deferred tax asset has been recognised in respect of these temporary differences, due to the lack certainty over future profit streams.

14. TRADE AND OTHER RECEIVABLES

As at 31 December	Note	Current £m	2022 Non-current £m	Current £m	2021 Non-current £m
Financial assets:					
Trade receivables		1	-	19	-
Other accrued income		10	-	11	-
Related-party receivables	55	356	-	454	57
Other receivables (including loans)		32	3	-	2
		399	3	484	59
Less: provision for credit losses		(1)	-	(1)	-
		398	3	483	59
Non-financial assets: prepayments and other receivables					
		9	1	13	1
		407	4	496	60

Receivables are generally considered to be credit impaired when the payment is past the contractual due date. Contractual due dates range from falling due upon receipt to falling due in 30 days from receipt.

Current financial assets within trade and other receivables, net of provision for credit losses:

As at 31 December	2022 £m	2021 £m
Balances that are not past due	398	482
Balances that are past due but not considered to be individually impaired	-	1
	398	483

The provision for credit losses for trade and other receivables is based on the expected credit loss (ECL) model that calculates the expected loss applicable to the receivable balance over its lifetime, in line with the IFRS 9 impairment model requirements using a simplified model. The ECL provision in the current year was £1 million (2021: £1 million).

15. INVENTORIES

As at 31 December	2022 £m	2021 £m
Oil in storage and transportation	6	6
Other raw materials and consumables	38	37
	44	43

The Group consumed £2 million (2021: £11 million) of inventories during the year. Write-downs amounting to £2 million (2021: £7 million) were charged to the Consolidated Income Statement in the year. Write-downs reversed in the year were £1 million (2021: immaterial).

16. DERIVATIVE FINANCIAL INSTRUMENTS

In cases where a derivative qualifies for hedge accounting, derivatives are classified as fair value hedges or cash flow hedges. The fair value of the Group's derivatives in hedge accounting relationships as at 31 December 2022 was not material. The carrying values of derivative financial instruments by product type for accounting purposes are as follows:

As at 31 December	Assets £m	2022 Liabilities £m	Assets £m	2021 Liabilities £m
Derivative financial instruments – held for trading under IFRS 9:				
Energy derivatives	250	(931)	4	(1,201)
Foreign exchange derivatives	5	(8)	3	(2)
Derivative financial instruments in hedge accounting relationships:				
Foreign exchange derivatives	-	(3)	-	-
Total derivative financial instruments	255	(942)	7	(1,203)
Included within:				
Derivative financial instruments – current	108	(745)	4	(886)
Derivative financial instruments – non-current	147	(197)	3	(317)

The contracts included within energy derivatives are £(656) million (2021: £(1,140) million) of gas and £(25) million (2021: £(57) million) of oil financial swaps used to hedge the price at which the Group sells its gas and oil production.

Net gains/(losses) on derivative financial instruments due to re-measurement:

As at 31 December	Income Statement £m	2022 Equity £m	Income Statement £m	2021 Equity £m
Financial assets and liabilities measured at fair value:				
Derivative financial instruments – held for trading under IFRS 9	511	-	(1,112)	-
Derivative financial instruments in hedge accounting relationships	-	(2)	-	-
	511	(2)	(1,112)	-



17. TRADE AND OTHER PAYABLES

Trade and other payables include accruals and amounts owed to suppliers. Related-party payables relate to amounts due to the Group's Shareholders and their subsidiaries. Further details can be found in note S5.

As at 31 December	Note	Current £m	2022 Non-current £m	Current £m	2021 Non-current £m
Financial liabilities:					
Trade payables		(18)	-	(12)	-
Capital payables		(14)	-	(14)	-
Other payables		(146)	(75)	(35)	(69)
Related-party payables	S5	(145)	-	(195)	-
Accruals		(47)	-	(92)	-
		(370)	(75)	(348)	(69)
Non-financial liabilities:					
Other payables and accruals		(3)	-	(5)	-
Deferred income		(1)	-	(1)	-
		(374)	(75)	(354)	(69)

Financial liabilities within current trade and other payables have the following maturity:

As at 31 December	2022 £m	2021 £m
Less than 90 days	(370)	(307)
91 to 182 days	-	(41)
183 to 365 days	-	-
	(370)	(348)

18. PROVISIONS FOR OTHER LIABILITIES AND CHARGES

	1 January 2022 £m	Charged £m	Utilised £m	Unused and reversed in the year £m	Revisions and additions £m	Transfers ⁽ⁱ⁾ £m	Foreign exchange £m	31 December 2022 £m
Current provisions								
Decommissioning costs ⁽ⁱⁱ⁾	(108)	(1)	90	2	(19)	(135)	-	(171)
Other ⁽ⁱⁱⁱ⁾	(14)	-	4	-	-	-	1	(9)
	(122)	(1)	94	2	(19)	(135)	1	(180)

	1 January 2022 £m	Charged in the year £m	Unused and reversed in the year £m	Revisions and additions £m	Transfers ⁽ⁱ⁾ £m	Foreign exchange £m	31 December 2022 £m
Non-current provisions							
Decommissioning costs ⁽ⁱⁱ⁾	(1,063)	(76)	58	(56)	135	(6)	(1,008)
Other	(1)	(3)	-	-	-	-	(4)
	(1,064)	(79)	58	(56)	135	(6)	(1,012)

(i) Reallocation of provisions from non-current to current.

(ii) Provision has been made for the estimated net present cost of decommissioning gas and oil production facilities at the end of their useful lives. The estimate has been based on 2P reserves, price levels and technology at the balance sheet date. The timings of decommissioning payments are dependent on the production life of the respective field but are currently anticipated to be mostly incurred until 2033 (2021: 2039). The unused and reversed total of £50 million is recognised within operating costs (2021: £40 million recognised as exceptional costs). Refer to note S1 for a summary of the Group's decommissioning accounting policy and the discount rates used.

(iii) The other provision relates to production tariffs and onerous contract costs which are expected to be paid within a year.

Maturity profiles of decommissioning provisions

31 December	2022 £m
2023-2027	(551)
2028-2032	(589)
2033-2037	(39)
	(1,179)

19. POST-RETIREMENT BENEFITS

Defined contribution pension scheme contributions

The cost charged to the Consolidated Income Statement of £7 million (2021: £7 million) represents contributions payable to these schemes by the Group at rates specified in the rules of the scheme.



20. COMMITMENTS AND CONTINGENCIES

(a) Commitments

As at 31 December	2022 £m	2021 ⁽ⁱ⁾ £m
Commitments in relation to the acquisition of property, plant and equipment:		
Development of Nova oil and gas field	-	42
Development of Norwegian Oda oil and gas field	-	3
Exploration and Production capital expenditure	36	131
Other capital expenditure	-	41
Commitments in relation to the acquisition of intangible assets:		
Exploration activity	-	5
Other commitments:		
Transportation capacity	4	107
Other contracts	6	77

(i) In 2021 commitments relating to discontinued operations are included above as follows: £198 million within exploration and production capital expenditure, £101 million within transportation capacity and £16 million within other contracts.

The carrying amount of the ROU assets, additions and depreciation charges as result of the application of IFRS 16 are disclosed in note 11. The total cash outflow in the year for lease arrangements was £18 million (2021: £29 million) and the maturity analysis of cash flows associated with the Group's lease liability at the reporting date is shown in note 21.

Lease amounts which have not been included in the lease liabilities and charged to the Consolidated Income Statement are presented below:

As at 31 December	2022 £m	2021 £m
Short-term leases	1	-

The Group's expense related to short-term lease commitments predominantly related to leased drilling rigs.

20. COMMITMENTS AND CONTINGENCIES

CONTINUED

(b) Guarantees and indemnities

The Group has provided a number of guarantees and letters of credit to third parties in relation to its production activities, covering liabilities in respect of obligations relating to decommissioning, historic asset acquisitions/disposals, licences and operational agreements and office leases. The guarantees are provided by members of the Group and a number of Centrica group entities. The letters of credit are issued by various financial institutions and are supported by Centrica group entities. The Group pays a charge set on an arms-length basis for the guarantees issued by the Centrica group entities and letters of credit. Spirit Energy has given a counter indemnity for any guarantees and letters of credit issued or supported by entities in the Centrica group.

Most of the guarantees and letters of credit relate to future decommissioning liabilities of production assets owned or partly owned by the Group. They are provided to fellow partners and previous owners of these fields, who may be liable for the Group's share of the decommissioning costs in the event of default by the Group. As at 31 December 2022, £84 million (2021: £528 million) of letters of credit have been issued in respect of decommissioning obligations included in the Consolidated Balance Sheet. The most significant securities relate to the Alba field.

Spirit Energy Limited has provided security in favour of Ineos E&P A/S for the Hejre field in Denmark, in the event that the disposed asset will not be developed by the new owner. In addition, there are a number of capped and uncapped guarantees provided by Centrica plc relating to decommissioning security agreements.

As additional assets are developed, additional securities may need to be provided.

Spirit Energy Limited has provided security in favour of the Oil and Gas Authority (OGA), guaranteeing that its licence-holding subsidiaries will each meet their respective licence obligations. This includes providing a guarantee for any sums that may become due from such licensees to OGA. The liability is uncapped.

In relation to the sale of the Norway Business, Spirit Energy Limited has agreed to indemnify, and hold harmless, Sval from and against all any costs, expenses and liabilities related to certain legacy notified tax claims. The amount recognised in the Group's consolidated balance sheet as at 31 December 2022 in respect of the uncertain tax provision

related to such notified tax claims was £130 million which is included within trade and other payables, offset by a corresponding indemnity from Centrica GBGH covering any tax liability in excess of £55 million related to the notified claims which is included within trade and other receivables.

Following the close of the sale the Group and Centrica do not retain any decommissioning liabilities associated with the sold interests beyond the secondary or residual statutory liabilities (including the PCG to the Norwegian state reference above which is likely to remain in place), which are mitigated by decommissioning security agreement and indemnities provided by Sval, Equinor Energy AS and Equinor UK Limited.

21. SOURCES OF FINANCE

(a) Capital management

The Group seeks to maintain an efficient capital structure with a combination of cash and cash equivalents, borrowings and equity, as shown in the table below.

	2022 £m	2021 £m
Cash and cash equivalents	1,097	1,233
Borrowings	(23)	(41)
Equity	846	1,255

Capital is managed in order to provide returns for Shareholders and to safeguard the Group's ability to continue as a going concern. Spirit Energy is not subject to any externally-imposed capital requirements. To maintain or adjust the capital structure, the Group may put in place new debt facilities or adjust the dividend payment to Shareholders.

(b) Liquidity risk and going concern

The Consolidated Financial Statements have been prepared on a going concern basis as the Group is well funded, with flexibility within its financial framework to be sustainable and maintain liquidity in the long term, as described in the basis of preparation in note 1.

The Group has treasury and hedging policies and prepares an annual budget and periodic cash flow forecasts. This enables the Group to monitor and manage liquidity risk. The Group's latest approved forecast underpins management's base case and uses gas price assumptions of 121p/th and 132p/th, in 2023 and 2024, respectively and oil price assumptions of \$77/bbl and \$73/bbl, in 2023 and 2024, respectively. The Group's capital structure means that it is capable of being self-financing through operating cash flows in a range of commodity price environments, for the foreseeable future, being the period until 31 December 2024. The Group aims to maintain a Minimum Reserve Amount which dictates when future distributions can be made.

The Group had cash and cash equivalents of £1,097 million (2021: £1,233 million) at 31 December 2022. This includes restricted cash and cash equivalents of £nil million (2021: £41 million, including £18 million of cash held for sale).

In addition, the Group may request, but is not guaranteed to receive, an amount to cover any emergency or shortfall from its Shareholders. Furthermore, distributions to Spirit Energy's shareholders will only be available provided the cash and cash equivalents balances held by Spirit Energy exceed 1.5x the estimated future pre-tax decommissioning liabilities of the remaining Spirit Energy portfolio.

The principal risks & uncertainties are set out in the Strategic Report on pages 6 and 7. The Group remains committed to stay free cash flow positive in 2023 and 2024 and the Board meet regularly to review the Group's cash flow projections.

The Board has considered the principal risks to these cash flow projections in a sensitivity analysis, the most significant of which is a sustained decline in commodity prices. Whilst the price sensitivity includes both gas and oil, the most significant commodity that impacts Spirit is gas and the impact of oil is negligible. To reflect the higher price curve in 2023 and 2024, we have modelled a 60% stress to both years (which equates to gas at 63p/th in 2023, and 53p/th in 2024). This sensitivity analysis also includes production outage scenarios and carbon price impacts in respect of carbon costs. The Board has also considered the implications on the Group's collateral requirement in the event that its immediate parent company does not continue to provide credit support in relation to certain obligations. The Board considers these risks are mitigated by the significant cash and cash equivalents balance noted above. Consequently, the Board is satisfied that the Group can continue as a going concern.



21. SOURCES OF FINANCE

CONTINUED

(e) Lease liabilities

As at 31 December	2022 Current £m	2022 Non-current £m	2021 Current £m	2021 Non-current £m
Lease liabilities	(9)	(14)	(24)	(17)
	(9)	(14)	(24)	(17)

(d) Maturity analysis for non-current borrowings

As at 31 December	2022 £m	2021 £m
1-2 years	(7)	(7)
2-5 years	(5)	(6)
>5 years	(2)	(4)
	(14)	(17)

(e) Net cash/(debt) summary

	Other leases and financing costs accrual £m	Gross debt £m	Cash, overdrafts and cash equivalents ⁽ⁱ⁾ £m	Net cash/(debt) £m
1 January 2021	(70)	(70)	444	374
New lease commitments	(6)	(6)	-	(6)
Cash outflow from payment of capital element of finance leases	29	29	(29)	-
Financing interest and fees paid	-	-	(10)	(10)
Remaining cash inflow	-	-	849	849
Exchange adjustments	-	-	(3)	(3)
31 December 2021⁽ⁱⁱⁱ⁾	(47)	(47)	1,251	1,204
Disposal of business	6	6	(18)	(12)
Net debt excluding disposal groups held for sale at 31 December 2021	(41)	(41)	(1,233)	(1,192)
Cash outflow from payment of capital element of finance leases	18	18	(18)	-
Financing interest and fees paid	-	-	(8)	(8)
Redemption and cancellation of shares	-	-	(439)	(439)
Dividends paid to equity holders	-	-	(439)	(439)
Remaining cash inflow	-	-	775	775
Exchange adjustments	1	1	(7)	(6)
Net debt at 31 December 2022	(23)	(23)	1,097	1,074

(i) Cash and cash equivalents includes no restricted cash (2021: £41 million, including cash held for sale of £18 million).

(ii) Cash and cash equivalents include £1,091 million (2021: £1,161 million) which is due from a related-party and classified as a cash equivalent. Refer to note 55 for the terms and conditions.

(iii) Net debt at 31 December 2021 includes £(6)m of lease liabilities and £18 million of cash and cash equivalents held for sale related to the Statfjord and Norway disposal groups. Disposal of business in 2022 represents the disposal of these items as part of the sale of the business, and the cash received for the sale is shown as part of remaining cash outflow.

22. SHARE CAPITAL

Allotted and fully paid share capital of the Company:

As at 31 December	2022 £m	2021 £m
296,056,457 A class ordinary shares of 1 pence each (2021: 296,056,457)	3	3
658,964,372 B class ordinary shares of 1 pence each (2021: 658,964,372)	6	6
1 deferred share of £1 (2021: 1)	-	-
438,418,426 preference shares of 1 pence each (2021: 955,020,829)	5	10
	14	19

The A and B class ordinary shares have attached to them full voting, dividend (including the right to special dividends in the case of B class ordinary shares) and capital distribution (including winding up) rights. They do not confer any rights of redemption.

Special dividends are required to be declared in certain circumstances, subject to the availability of sufficient distributable reserves. The special dividends are therefore not discretionary and as such, are accounted for as a financial liability when the event triggering the special dividend occurs.

The deferred share does not have any right to a dividend or distribution of profits of the Company on winding up. The holder is entitled to repayment of the amount paid up after repayment of the capital paid up on the A ordinary and B ordinary shares. The deferred share does not attach any rights to receive notice of, attend, speak or vote at a general meeting or on any written resolution of the Company.

The preference shares have attached to them voting (only in respect of variation or abrogation of the rights attaching to them), and capital distribution (including on winding up and in such case in priority to ordinary Shareholders) rights. Each preference share shall confer the right to redemption (if the Directors resolve to make a redemption) in priority (other than any special dividend declared, paid or made at any time on the B Ordinary Shares only in accordance with Article 44(2)) to the payment of any dividend to the holders of Ordinary Shares).

The Shareholders' agreement governs further rights to redeem the preference shares and also circumstances when conversion of preference shares can occur, but these are all at the discretion of the Company.

As detailed in note 3, the preference shares are deemed to be equity instruments.

During the year ended 31 December 2022 there was a redemption of 517 million preference shares at 0.85 pence per share, totalling £439 million. 441 million shares were approved on 9 June 2022 and 76 million shares were approved on 12 December 2022.



23. SHARE PREMIUM

	2022 £m	2021 £m
As at 1 January	-	1,094
Reduction in share premium	-	(1,094)
As at 31 December	-	-

In December 2021, by special resolution of the Board of Directors and in accordance with section 291 of the Companies Act 2006, the Company reduced its share premium account by £1,094 million and transferred the resulting distributable reserves to retained earnings.

24. PARENT AND ULTIMATE PARENT UNDERTAKING

The immediate parent undertaking and controlling party is GB Gas Holdings Limited, a company registered in England and Wales, which holds a 69% voting interest in the Company. The registered office address is Millstream, Maidenhead Road, Windsor, Berkshire, SL4 5GD.

The Company's ultimate parent company and ultimate controlling party is Centrica plc, who through a 100% wholly-owned subsidiary, owns 100% of the ordinary shares in GB Gas Holdings Limited. Centrica plc is a company registered in England and Wales, and is the only company to include these financial statements in its consolidated financial statements. Copies of the Centrica plc Consolidated Financial Statements may be obtained from www.centrica.com.

25. EVENTS AFTER THE BALANCE SHEET DATE

There are no events after the balance sheet date to disclose for the year ended 31 December 2022.

SI. SUMMARY OF SIGNIFICANT ACCOUNTING POLICIES

Income statement presentation

The Consolidated Income Statement separately identifies the effects of re-measurement of certain financial instruments, and items that are exceptional, in order to provide readers with a clear and consistent presentation of the Group's underlying performance, as described in note 2.

Basis of consolidation

See note 1 for further details.

Revenue

The Group recognises revenue reflecting the transfer of goods or services to the customer in an amount that reflects the consideration to which the entity expects to be entitled in exchange for those goods or services.

Revenue arising from the sale of produced gas is recognised as gas is supplied to a customer. In respect of oil sales, each barrel of oil is considered to be a separate performance obligation satisfied at a point in time – on delivery. The rights and obligations identifiable within a contract where the Group holds sellers' nomination rights are considered to be enforceable from inception of the contract. The transaction price for the contract will include variable consideration based on forecast production and market prices. The point at which the performance obligation is satisfied, and revenue recognised is the point at which control of the commodity passes to the customer according to the contractual trading terms, usually on shipment or delivery to a specified location.

Amounts paid in advance are treated as deferred income, with any amount in arrears recognised as accrued income. These deferred or accrued amounts are then recognised once the recognition criteria are met.

Revenue associated with production sales (of natural gas, crude oil and condensates) is recognised when the customer obtains control of the goods. For oil and natural gas, this generally occurs when the product is physically transferred into a vessel, pipe or other delivery mechanism. Revenue from the production of natural gas, oil and condensates in which the Group has an interest with other producers is recognised based on the Group's working interest and the terms of the relevant production sharing arrangements (the entitlement method). Tariff revenue from the use of the Group's platform and pipeline facilities is recognised at a point in time, when products are physically transferred into a

vessel, pipe or other delivery mechanism as the customer gains control of the use of the pipeline facilities when the goods (oil and gas) are transferred into the vessel, pipe or other delivery mechanism.

Cost of sales

Cost of sales relating to gas and oil production includes depreciation of assets used in production of gas and oil, tariff costs and direct labour costs.

Re-measurement and settlement of energy contracts

Re-measurement and settlement of energy contracts includes both realised (settled) commodity sales contracts in the scope of IFRS 9, as well as unrealised (fair value changes) on active contracts, as detailed in note 2.

Investment income

Interest income is accrued on a time basis, by reference to the principal outstanding and at the effective interest rate applicable, which is the rate that exactly discounts estimated future cash receipts through the expected life of the financial asset to that asset's net carrying value.

Borrowing costs

Borrowing costs that arise in connection with the acquisition, construction or production of a qualifying asset are capitalised and subsequently amortised in line with the depreciation of the related asset. Borrowing costs are capitalised from the time of acquisition or from the beginning of construction or production until the point at which the qualifying asset is ready for use. Where a specific financing arrangement is in place, the specific borrowing rate for that arrangement is applied. For non-specific financing arrangements, a Group financing rate representative of the weighted average borrowing rate of the Group is used. Borrowing costs not arising in connection with the acquisition, construction or production of a qualifying asset are expensed.



S1. SUMMARY OF SIGNIFICANT ACCOUNTING POLICIES

CONTINUED

Foreign currencies

The Consolidated Financial Statements are presented in pounds sterling, which is the functional currency of the Company and the Group's presentational currency. Each entity in the Group determines its own functional currency and items included in the Consolidated Financial Statements of each entity are measured using that functional currency. Transactions in foreign currencies are, on initial recognition, recorded in the functional currency of the entity at the exchange rate ruling at the date of the transaction.

Monetary assets and liabilities denominated in foreign currencies are retranslated at the functional currency rate of exchange ruling at the balance sheet date. All exchange movements are included in the Consolidated Income Statement for the period.

Non-monetary items that are measured at historical cost in a currency other than the functional currency of the entity concerned are translated using the exchange rate prevailing at the dates of the initial transaction.

For the purpose of presenting Consolidated Financial Statements, the assets and liabilities of the Group's non-sterling functional currency subsidiary undertakings are translated into pounds sterling at exchange rates prevailing at the balance sheet date. The results of these entities are translated into pounds sterling at the average rates of exchange for the relevant period. The relevant exchange rates are shown below:

Exchange rate per pound sterling (£)

	Closing rate		Average rate	
	2022	2021	2022	2021
As at 31 December				
Euro	1.13	1.19	1.17	1.16
US dollar	1.21	1.35	1.24	1.37
Norwegian krone	11.89	11.93	11.84	11.85
Danish krone	8.40	8.85	8.73	8.62

Exchange adjustments arising from the retranslation of the opening net assets and results of non-sterling functional currency operations are transferred to the Group's foreign currency translation reserve included in other equity. In the event of the disposal of an undertaking with assets and liabilities denominated in a foreign currency, the cumulative translation difference arising in the foreign currency translation reserve is charged or credited to the Consolidated Income Statement on disposal.

In circumstances where a branch of a reporting entity has a different functional currency to that of the entity and it is materially autonomous to the entity, exchange differences on consolidation with the entity can be taken to other comprehensive income rather than the income statement. This is consistent with the rules under financial reporting standard IAS21 'The effects of changes in foreign exchange rates'.

Unit arrangements

Where the Group has entered into unit arrangements with partner licences, the share of ownership is reviewed on a regular basis in accordance with the unit agreement based on updated estimates of reserves contributed by each partner in the unit. In the event a review results in a decreased share in the unit, where excess volumes received in the past are redelivered by the partner with the reduced ownership share according to an agreed schedule, these volumes are accounted for at the time of redelivery and not accrued for in advance. Similarly, where the review results in an increased share, the volumes are accounted for at the time of receipt.

Business combinations and goodwill

Businesses within the Group that have been acquired as part of historic business combinations have been included in the Consolidated Financial Statements on the same basis that they are included within the Centrica plc group financial statements. The acquisitions of these entities are accounted for using the acquisition method (at the point the Group or, as explained above, the Centrica plc group, gains control over a business as defined by IFRS 3: 'Business combinations'). The cost of the acquisition is measured as the cash paid and the aggregate of the fair values, at the date of exchange, of other assets transferred, liabilities incurred or assumed, and equity instruments issued by the Group in exchange for control of the acquiree. The consideration transferred includes the fair value of any asset or liability resulting from a contingent consideration arrangement at the acquisition date.

Acquisition-related costs are expensed as incurred. The acquiree's identifiable assets, liabilities and contingent liabilities that meet the conditions for recognition under IFRS 3, are recognised at their fair value at the acquisition date, except for non-current assets (or disposal groups) that are classified as held for sale in accordance with IFRS 5: 'Non-current assets held for sale and discontinued operations', which are recognised and measured at FVLCD.

S1. SUMMARY OF SIGNIFICANT ACCOUNTING POLICIES

CONTINUED

Goodwill arising on a business combination represents the excess of the consideration transferred and the acquisition date fair value of any previously held interest in the acquiree over the Group's interest in the fair value of the identifiable net assets acquired. Goodwill is initially recognised as an asset at cost and is subsequently measured at cost less any accumulated impairment losses. If, after reassessment, the Group's interest in the net fair value of the acquiree's identifiable assets, liabilities and contingent liabilities exceeds the cost of the business combination, the excess is recognised immediately in the Consolidated Income Statement.

On disposal of one of the Group's undertakings, any amount of goodwill attributed to that entity is included in the determination of the profit or loss on disposal. A similar accounting treatment is applied on disposal of assets that represent a business.

The carrying values of goodwill is tested annually for impairment and is reviewed for impairment when events or changes in circumstances indicate that the carrying value may not be recoverable.

Other intangible assets

Intangible assets acquired separately are measured on initial recognition at cost. Intangible assets include application software, emissions trading schemes, the accounting policies for which are dealt with separately below. For purchased application software cost includes directly attributable labour, contractors' charges and materials.

Capitalisation occurs when activities to prepare the asset for use are in progress and expenditure for the asset is incurred. Capitalisation subsequently ceases when substantially all the activities necessary to prepare the asset for use are complete. Amortisation then commences at the point of commercial deployment.

Following initial recognition, intangible assets are carried at cost less any accumulated amortisation and impairment losses. The useful life of intangible assets can be assessed as finite or indefinite.

Intangible assets with finite lives are amortised over their useful economic life on a straight-line basis. Assessments for impairment take place annually or when there is an impairment indicator. The amortisation period and method of intangible assets are also reviewed annually. Changes in the expected useful life or expected pattern of consumption of future economic benefits embodied in the asset are accounted for on a prospective basis by changing the amortisation period or method, as appropriate, and treated as changes in accounting estimates.

Intangible assets with indefinite useful lives are not amortised. Instead they are tested for impairments annually and when there is an impairment indicator. This may be either individually or at a CGU level. The indefinite life assessment is reviewed annually. Any change from indefinite life to finite life is applied on a prospective basis.

Intangible assets are derecognised on disposal or when no future economic benefits are expected from their use.

The useful life for other intangibles is up to 15 years.

UK Emissions Trading Scheme

Purchased carbon dioxide emissions allowances are recognised initially at cost (purchase price) within intangible assets. The liability is measured at the cost of purchased allowances up to the level of purchased allowances held, and then at the market price of allowances ruling at the balance sheet date, with movements in the liability recognised in operating profit.

Forward contracts for the purchase or sale of carbon dioxide emissions allowances are measured at fair value with gains and losses arising from changes in fair value recognised in the Consolidated Income Statement. The intangible asset is surrendered, and the liability is extinguished, at the end of the compliance period to reflect the consumption of economic benefits.

S1. SUMMARY OF SIGNIFICANT ACCOUNTING POLICIES

CONTINUED

Exploration, evaluation, development and production assets

The Group uses the successful efforts method of accounting for exploration and evaluation expenditure. Exploration and evaluation expenditure associated with an exploration well, including acquisition costs related to exploration and evaluation activities are capitalised initially as intangible assets. Certain expenditures such as geological and geophysical exploration costs are expensed. If the prospects are subsequently determined to be successful on completion of evaluation, the relevant expenditure including licence acquisition costs is transferred to PP&E. If the prospects are subsequently determined to be unsuccessful on completion of evaluation, the associated costs are expensed in the period in which that determination is made within cost of sales in the Consolidated Income Statement.

All field development costs are capitalised as PP&E. Such costs relate to the acquisition and installation of production facilities and include development drilling costs, project-related engineering and other technical services costs. PP&E, including rights and concessions related to production activities, are depreciated from the commencement of production in the fields concerned, using the unit-of-production method, based on all of the 2P reserves of those fields. Changes in these estimates are dealt with prospectively. Depreciation costs in relation to production and development assets are recognised within cost of sales in the Consolidated Income Statement

The net carrying value of fields in production and development is annually compared on a field-by-field basis with the likely discounted future net revenues to be derived from the remaining commercial reserves. An impairment loss is recognised where it is considered that recorded amounts are unlikely to be fully recovered from the net present value of future net revenues. Exploration assets are reviewed annually for indicators of impairment and production and development assets are tested annually for impairment.

Interests in joint arrangements

Under IFRS 11, joint arrangements are those that convey joint control which exists only when decisions about the relevant activities require the unanimous consent of the parties sharing control. Investments in joint arrangements are classified as either joint operations or joint ventures depending on the contractual rights and obligations of each investor.

The Group's interests in joint operations (oil and gas exploration and production licence arrangements) are accounted for by recognising its assets (including its share of assets held jointly), its liabilities (including its share of liabilities incurred jointly), its revenue from the sale of its share of the output arising from the joint operation, its share of the revenue from the sale of the output by the joint operation and its expenses (including its share of any expenses incurred jointly).

Where the Group has an equity stake or a participating interest in operations governed by a joint arrangement for which it is acting as operator, an assessment is carried out to confirm whether the Group is acting as agent or principal. As the terms and conditions negotiated between business partners usually provide joint control to the parties over the relevant activities of the oil and gas fields that are governed by joint arrangements, the Group is usually deemed to be an agent when it is appointed as operator and not as principal (as the contracts entered into do not convey control to the parties). Accordingly, the Group recognises its equity share of these arrangements as outlined above except that it presents gross liabilities and gross receivables of the joint venture (including amounts due to or from non-operating partners) in the Consolidated Balance Sheet in accordance with the netting rules of IAS 32: 'Financial instruments: presentation'.

S1. SUMMARY OF SIGNIFICANT ACCOUNTING POLICIES

CONTINUED

Property, plant and equipment (PP&E)

PP&E is included in the Consolidated Balance Sheet at cost, less accumulated depreciation and any provisions for impairment. The initial cost of an asset comprises its purchase price or construction cost and any costs directly attributable to bringing the asset into operation. The purchase price or construction cost is the aggregate amount paid and the fair value of any other consideration given to acquire the asset.

Subsequent expenditure in respect of items of PP&E such as the replacement of major parts, major inspections or overhauls, are capitalised as part of the cost of the related asset where it is probable that future economic benefits will arise as a result of the expenditure and the cost can be reliably measured. All other subsequent expenditure, including the costs of day-to-day servicing, repairs and maintenance, is expensed as incurred.

Freehold land is not depreciated. Other PP&E, with the exception of exploration and production assets (see exploration, evaluation, development and production assets section), are depreciated on a straight-line basis at rates sufficient to write off the cost, less estimated residual values, of individual assets over their estimated useful lives. The depreciation periods for the principal categories of assets are as follows:

Freehold and leasehold buildings	Up to 50 years
Plant and equipment	3 to 20 years

Assets held under leases are depreciated over their expected useful economic lives on the same basis as for owned assets, or where shorter, the lease term.

The carrying values of PP&E are tested annually for impairment and are reviewed for impairment when events or changes in circumstances indicate that the carrying value may not be recoverable. Residual values and useful lives are reassessed annually and, if necessary, changes are accounted for prospectively.

Held for sale and discontinued operations

Non-current assets and disposal groups are classified as held for sale when the Directors are committed to the sale, the sale is highly probable to be completed within a year of its classification and the asset, or disposal group, is available for immediate sale in its present condition.

Non-current assets and disposal groups are classified as held for sale at the lower of their carrying amount and fair value less costs of disposal. No depreciation is charged in respect of non-current assets classified as held for sale.

Disposal groups are classified as discontinued operations where it represents a major line of business or geographical operation.

Impairment assumptions

Details of the approach taken to impairment are included in note 6(c).

Overlift and underlift

Off-take arrangements for oil and gas produced from joint operations are often such that it is not practical for each participant to receive or sell its precise share of the overall production during the period. This results in short-term imbalances between cumulative production entitlement and cumulative sales, referred to as overlift and underlift.

An overlift payable, or underlift receivable, is recognised at the balance sheet date within trade and other payables, or trade and other receivables, respectively, and measured at market value, with movements in the period recognised within cost of sales.

S1. SUMMARY OF SIGNIFICANT ACCOUNTING POLICIES

CONTINUED

Leases

Under IFRS 16, an arrangement is, or contains, a lease where the contract conveys the right to use an asset for a period of time in exchange for consideration. Lessees must recognise ROU assets to represent its rights to use the underlying assets and lease liabilities to represent its obligation to make lease payments. However, exemptions are available for low-value or short-term leases to be recognised as an expense.

Lease payments are apportioned between finance charges and reduction of the finance lease obligation to achieve a constant rate of interest on the remaining balance of the liability. Finance charges are recognised in the Consolidated Income Statement within financing costs.

Leasing activities for Spirit Energy relate to the rental of offices, drilling rigs and support vessels.

Lease Liabilities

The lease liability is initially measured at the present value of the lease payments that are not paid at the commencement date, discounting using the interest rate implicit in the lease or, if the rate cannot be readily determined, the Group's incremental borrowing rate.

Lease payments included in the initial measurement of the lease liability comprise of fixed payments (including in-substance fixed payments), variable lease payments that depend on an index or a rate (initially measured using the index or rate as at the commencement date), amounts expected to be payable under a residual value guarantee, the exercise price under a purchase option that the Group is reasonably certain to exercise, lease payments in an optional renewal period if the Group is reasonably certain to exercise an extension option, and penalties for early termination of a lease unless the Group is reasonably certain not to terminate early. Variable lease payments that do not depend on an index or rate are recognised in profit or loss in the period in which the event or condition that triggers those payments occurs.

The lease liability is subsequently measured at amortised cost using the effective interest method. It is re-measured when there is a change in future lease payments arising from a change in an index or rate, if there is a change in the Group's estimate of the amount expected to be payable under a residual value guarantee, or if the Group changes its assessment of whether it will exercise a purchase, lease-term extension or termination option.

When the lease liability is re-measured in this way, a corresponding adjustment is made to the carrying amount of the ROU asset or is recorded in the profit or loss if the carrying amount of the ROU asset has been reduced to nil.

The Group recognises the lease payments associated with short-term and low-value leases on a straight-line basis over the lease term.

Extensions and terminations – Leases

If a lease is terminated before its expected lease term (e.g. the lessee exercises a break clause that was previously not assessed to be reasonably certain to be exercised or the lessee defaults so that the lessor repossesses the underlying asset), the Group will derecognise the carrying amount of the net investment in the lease. The underlying asset is initially measured at the carrying amount of the net investment in the lease immediately before its derecognition.

If a lease modification occurs, the Group will determine whether the modification should be accounted for as a separate contract or as a change in the accounting for the existing lease.

If the modification grants the lessee the right to use additional property, plant and equipment not contemplated in the original contract and is priced in a manner consistent with the stand-alone price of the additional right-of-use, the modified lease will be accounted for as a separate contract.

If the modification results in the lease being classified as an operating lease, the modification is accounted as if it were a termination of the existing lease and the creation of a new lease that commences on the effective date of the modification. The Group will derecognise the net investment in the lease receivable and recognise the underlying asset at the carrying value of the net investment in the lease receivable that existed immediately prior to the date of modification.



S1. SUMMARY OF SIGNIFICANT ACCOUNTING POLICIES

CONTINUED

If an extension or termination option is 'reasonably certain' to be exercised, the termination period or extended period will be included or excluded from the lease term when calculating the lease liability.

The Group will reassess the 'reasonably certain' criteria upon the occurrence of significant event. An event is considered significant if it affects whether the Group is reasonably certain to exercise an option not previously included in its determination of the lease term.

Joint arrangements – Leases

The Group holds interests in a number of joint arrangements. The Group has applied judgement in identifying the customer in lease arrangements used by a joint arrangement. If the leased asset is dedicated to a specific joint arrangement and its usage is directed by the joint arrangement, the joint arrangement is deemed the customer. In circumstances where the Group has signed the lease agreement on behalf of the joint arrangement and has primary responsibility for the payments to the lessor, the Group will recognise 100% of the lease liability and ROU asset on its Balance Sheet. In circumstances where the partner is obliged to reimburse the Group for its share of the lease payments, a sub-lease receivable will be recognised with a corresponding adjustment made to the ROU asset.

If the leased asset is not dedicated to a specific joint arrangement or its usage is not directed by the joint arrangement, the signatory of the lease agreement is deemed to be customer. If this is the Group, the lease liability and ROU asset are recognised in full. If it is the partner, no lease liability or ROU asset is recognised.

Right-of-use (ROU) assets – Leases

The Group recognises a ROU asset and lease liability at the date of commencement. The ROU asset is initially measured at cost. The cost is made up of the initial lease liability adjusted for any lease payments made at commencement or prepaid, estimated costs to dismantle and remove the underlying asset and estimated costs to restore the underlying asset or site on which it is located. In addition, any lease incentives received are deducted from the cost.

The ROU asset is subsequently depreciated using the straight-line and unit of production method from the commencement date to the earlier of the useful life of the ROU asset or end of the lease term. The estimated useful lives of the ROU assets are determined on the same basis as property and equipment. In addition, the ROU asset is periodically reduced by any impairment losses and adjusted for certain re-measurements of the lease liability.

Inventories

Oil inventory is measured at market value, being the spot rate at the balance sheet date less transportation costs. Other inventories are valued on a weighted-average-cost basis (total value divided by the number of units), at the lower of cost or estimated net realisable value after allowance for redundant and slow-moving items. The cost of inventories includes the purchase price plus costs of conversion incurred in bringing the inventories to their present location and condition.

Decommissioning costs

Provision is made for the net present value of the estimated cost of decommissioning gas and oil production facilities at the end of the producing lives of fields, based on price levels and current technology at the balance sheet date.

When this provision relates to an asset with sufficient future economic benefits, a decommissioning asset is recognised and included as part of the associated PP&E and depreciated accordingly. If there is an indication that the net carrying amount of the asset is not fully recoverable, the asset is tested for impairment and an impairment loss is recognised where necessary, if there is insufficient economic benefit. Changes in these estimates and changes to the discount rates are dealt with prospectively and reflected as an adjustment to the provision and corresponding decommissioning asset included within PP&E. The discount rate used in calculating the decommissioning provisions was increased from 0% to 1% (Real) in 2022 as discussed in note 3. The unwinding of the discount on the provision is included in the Consolidated Income Statement within interest expense.



S1. SUMMARY OF SIGNIFICANT ACCOUNTING POLICIES

CONTINUED

Pensions and other post-employment benefits

Payments to defined contribution retirement benefit schemes are recognised in the Consolidated Income Statement as they fall due.

Provisions

Provisions are recognised when the Group has a present obligation (legal or constructive) as a result of a past event, that can be measured reliably, and it is probable that the Group will be required to settle that obligation. Provisions are measured at the best estimate of the expenditure required to settle the obligation at the balance sheet date and are discounted to present value where the effect is material.

Where discounting is used, the increase in the provision due to the passage of time is recognised in the Consolidated Income Statement within interest expense. Onerous contract provisions are recognised where the unavoidable costs of meeting the obligation under a contract exceed the economic benefits expected to be received under it.

Taxation

Current tax, including UK corporation tax, UK petroleum revenue tax and foreign tax is provided at amounts expected to be paid (or recovered) using the tax rates and laws that have been enacted or substantively enacted by the balance sheet date. From time to time, the Group may have open tax issues with a number of revenue authorities. Where an outflow of funds is believed to be probable and a reliable estimate of the dispute can be made, management provides for its best estimate of the liability. These estimates take into account the specific circumstances of each dispute and relevant external advice. Each item is considered separately and on a basis that provides the better prediction of the outcome.

Deferred tax is recognised in respect of all temporary differences identified at the balance sheet date, except to the extent that the deferred tax arises from the initial recognition of goodwill (if impairment of goodwill is not deductible for tax purposes) or the initial recognition of an asset or liability in a transaction which is not a business combination and at the time of the transaction affects neither accounting profit nor taxable profit and loss. Temporary differences are differences between the carrying amount of the Group's assets and liabilities and their tax base.

Deferred tax liabilities may be offset against deferred tax assets within the same taxable entity or qualifying local tax group. Any remaining deferred tax asset is recognised only when, on the basis of all available evidence, it can be regarded as probable that there will be suitable taxable profits, within the same jurisdiction, in the foreseeable future, against which the deductible temporary difference can be utilised.

Deferred tax is provided on temporary differences arising on subsidiaries, except where the timing of the reversal of the temporary difference can be controlled and it is probable that the temporary difference will not reverse in the foreseeable future.

Deferred tax is measured at the average tax rates that are expected to apply in the periods in which the asset is realised or liability settled, based on tax rates and laws that have been enacted or substantively enacted by the balance sheet date. Measurement of deferred tax liabilities and assets reflects the tax consequences expected from the manner in which the asset or liability is recovered or settled.

Financial instruments

Financial assets and financial liabilities are recognised in the Consolidated Balance Sheet when the Group becomes a party to the contractual provisions of the instrument. Financial assets are derecognised when the Group no longer has the rights to cash flows, the risks and rewards of ownership or control of the asset. Financial liabilities are derecognised when the obligation under the liability is discharged, cancelled or expires.

Trade receivables

Trade receivables are initially recognised at fair value, which is usually the original invoice amount and are subsequently held at amortised cost using the effective interest rate method less an allowance for any uncollectible amounts. Balances are written off when recoverability is assessed as being remote. If collection is due in one year or less, receivables are classified as current assets. If not, they are presented as non-current assets.



S1. SUMMARY OF SIGNIFICANT ACCOUNTING POLICIES

CONTINUED

Trade payables

Trade payables are initially recognised at fair value, which is usually original invoice amount and are subsequently held at amortised cost using the effective interest rate method. If payment is due within one year or less, payables are classified as current liabilities. If not, they are presented as non-current liabilities.

Share capital

Ordinary shares are classified as equity. Incremental costs directly attributable to the issue of new shares are shown in equity as a deduction from the proceeds received. Other instruments are classified as equity where they are judged to meet the definition of equity if, for example, the issuer has the ability to avoid repayment and any coupon is discretionary.

Cash and cash equivalents

Cash includes cash in hand and current balances with banks and similar institutions. Cash equivalents include cash on deposit with related parties, which is readily convertible to known amounts of cash and which is subject to insignificant risk of changes in value and has an original maturity of three months or less.

For the purpose of the Consolidated Cash Flow Statement, cash and cash equivalents consist of cash and cash equivalents as defined above, net of outstanding bank overdrafts.

Interest-bearing loans and other borrowings

All interest-bearing loans and other borrowings are initially recognised at fair value net of directly attributable transaction costs. After initial recognition, interest-bearing loans and other borrowings are subsequently measured at amortised cost using the effective interest method. Amortised cost is calculated by taking into account any issue costs, discount or premium.

Related-party receivables and payables

Related-party receivables and payables are recognised initially at fair value plus any transaction costs that are directly attributable to the acquisition or issue of the receivable or payable. Subsequently they are measured at amortised cost using the effective interest method and, for receivables, less an allowance for any uncollectable amounts.

Derivative financial instruments

The Group routinely enters into sale contracts for the physical delivery of gas and oil. These contracts are entered into and continue to be held for the purpose of delivery of the physical commodity in accordance with the Group's expected sale requirements ('own use') and are not within the scope of IFRS 9.

The Group uses a range of derivatives to hedge exposures to financial risks, such as foreign exchange and energy price risks, arising in the normal course of business. All derivatives are recognised at fair value on the date on which the derivative is entered into and are re-measured to fair value at each reporting date. The method of recognising the resulting gain or loss depends on whether the derivative is designated as a hedging instrument and, if so, the nature of the item being hedged. Certain derivative instruments do not qualify for hedge accounting. Such derivatives are measured at fair value in the Consolidated Balance Sheet, and changes in the fair value that do not qualify for hedge accounting are recognised immediately in the Consolidated Income Statement.

Derivatives are carried as assets when the fair value is positive and as liabilities when the fair value is negative. Derivative assets and derivative liabilities are offset and presented on a net basis only when both a legal right of set-off exists and the intention to net settle the derivative contracts is present.

The Group enters into certain energy derivative contracts, the fair value of such derivatives is estimated by reference in part to published price quotations from active markets, to the extent that such observable market data exists, and in part by using valuation techniques, whose inputs include data which is not based on or derived from observable markets. Where the fair value at initial recognition for such contracts differs from the transaction price, a fair value gain or fair value loss will arise. This is referred to as a day-one gain or day-one loss. Such gains and losses are deferred (not recognised) and amortised to the Consolidated Income Statement based on volumes purchased or delivered over the contractual period until such time observable market data becomes available. When observable market data becomes available, any remaining deferred day-one gains or losses are recognised within the Consolidated Income Statement.

S1. SUMMARY OF SIGNIFICANT ACCOUNTING POLICIES

CONTINUED

Hedge accounting

For the purposes of hedge accounting, hedges are classified as cash flow hedges. A derivative is classified as a cash flow hedge when it hedges exposure to variability in cash flows that is attributable to a particular risk either associated with a recognised asset, liability or a highly probable forecast transaction. The Group's cash flow hedges consist of forward foreign exchange contracts used to protect against the variability of functional currency denominated cash flows associated with non-functional currency denominated highly probable forecast transactions.

The portion of the gain or loss on the hedging instrument which is effective is recognised directly in equity while any ineffectiveness is recognised in the Consolidated Income Statement. The gains or losses that are initially recognised in the cash flow hedging reserve in the Consolidated Statement of Comprehensive Loss/(Gain) are transferred to the Consolidated Income Statement in the same period in which the highly probable forecast transaction affects income.

Where the hedged item is the cost of a non-financial asset or liability, the amounts taken to equity are transferred to the initial carrying amount of the non-financial asset or liability on its recognition. Hedge accounting is discontinued when the hedging instrument expires or is sold, terminated or exercised without replacement or rollover, no longer qualifies for hedge accounting or the Group revokes the designation. At that point in time, any cumulative gain or loss on the hedging instrument recognised in equity remains in equity until the highly probable forecast transaction occurs. If the transaction is no longer expected to occur, the cumulative gain or loss recognised in equity is recognised in the Consolidated Income Statement.

The ineffective portion of gains and losses on cash flow hedging is recognised immediately in the Consolidated Income Statement.

The Group's normal operating activities expose it to a variety of financial risks: market risk (including commodity price risk and currency risk), credit risk and liquidity risk. The Group maintains strict policies to manage its financial risks as approved by the Board of Directors. This includes the use of financial derivative instruments to hedge certain of these exposures.

It is Group policy that all transactions involving derivatives must be directly related to the underlying business activities of the Group. The Group does not enter into or trade financial instruments, including derivatives for speculative purposes.

The Group has not adopted IFRS 9 for hedge accounting and therefore IAS 39 requirements continue to apply.

Impairment of financial assets

In accordance with IFRS 9, the Group has applied the expected credit loss model to financial assets measured at amortised cost. For trade receivables, contract assets and finance lease receivables, the simplified approach is taken, and the lifetime expected credit loss provided for.

For all other in-scope financial assets at the balance sheet date either the lifetime expected credit loss or a twelve-month expected credit loss is provided for, depending on the Group's assessment of whether the credit risk associated with the specific asset has increased significantly since initial recognition. As the Group's financial assets are predominantly short term (less than twelve months), the impairment loss recognised is not materially different using either approach.

S2. FINANCIAL RISK MANAGEMENT

(a) Market risk management

Market risk is the risk of loss that results from changes in market prices (commodity prices and foreign exchange rates). The level of market risk to which the Group is exposed at a point in time varies depending on market conditions, expectations of future price or market rate movements and the composition of the Group's physical asset and contract portfolios.

The Group's objective is to reduce, where it deems appropriate to do so, fluctuations in earnings and cash flows associated with changes in foreign currency rates and commodity prices. It is the Group's policy and practice to use derivative financial instruments to manage these exposures.

Commodity price risk management

The Group is exposed to commodity price risk on its future revenues from crude oil and natural gas. A change in these prices may alter the revenue and gross margin of the Group. Accordingly, it may enter into commodity futures and forward contracts to manage fluctuations in prices of anticipated revenues.

Currency risk management

The Group is exposed to currency risk on the following:

- (i) foreign currency denominated forecast transactions and firm commitments (transactional currency risk); and
- (ii) its net investments in foreign operations and foreign currency monetary assets and liabilities (translational currency risk).

(i) Transactional currency risk

The Group is exposed to transactional currency risk on revenues and costs denominated in currencies other than the underlying functional currency of the commercial operation transacting. The Group's primary functional currencies are pounds sterling in the UK, Norwegian kroner in Norway and euros in the Netherlands. The risk is that the functional currency value of cash flows will vary as a result of movements in exchange rates. The Group manages this risk by hedging certain material transactional exposures using derivatives to fix the functional currency value of non-functional currency cash flows.

(ii) Translational currency risk

The Group is exposed to the effect of exchange rate fluctuations on the pound sterling value of foreign operations and of foreign currency monetary assets and liabilities, of which the primary exposure arises from NOK and EUR. The Group selectively manages this risk by replicating foreign debt using derivatives that pay cash flows in the currency of the respective exposure.

S2. FINANCIAL RISK MANAGEMENT

CONTINUED

Sensitivity analysis

IFRS 7 requires disclosure of a sensitivity analysis that is intended to illustrate the sensitivity of the Group's financial position and performance to changes in market variables (commodity prices and foreign exchange rates) as a result of changes in the fair value or cash flows associated with the Group's financial instruments. The sensitivity analysis provided discloses the effect on profit or loss and equity at 31 December 2022, assuming that a reasonably possible change in the relevant risk variable had occurred at 31 December 2022 and has been applied to the risk exposures in existence at that date to show the effects of reasonably possible changes in price on profit or loss and equity to the next annual reporting date. Reasonably possible changes in market variables used in the sensitivity analysis are based on implied volatilities, where available, or historical data for energy prices and foreign exchange rates.

(i) Commodity price risk

The impacts of reasonably possible changes in commodity prices on profit and equity, both after taxation, based on a sensitivity analysis are as follows:

Energy prices	Base price ⁽ⁱ⁾	2022	Base price ⁽ⁱ⁾	2021
		Reasonably possible change in variable % ⁽ⁱⁱ⁾		Reasonably possible change in variable % ⁽ⁱⁱ⁾
UK gas (pence/therm)	184	+/-47	105	+/-58
UK oil (US\$/bbl)	84	+/-18	71	+/-7
Incremental (loss)/profit			2022 Impact on profit⁽ⁱⁱ⁾ £m	2021 Impact on loss⁽ⁱⁱ⁾ £m
UK energy prices (combined) – (decrease)/increase			(343)/343	(750)/749

(i) The base price represents the average forward market price over the duration of the active market curve used in the sensitivity analysis provided.

(ii) The reasonably possible change in variable and the impact on profit are calculated using both the active and inactive market curves for all UK energy prices.

The impact on equity of such price changes is immaterial.

(ii) Transactional currency risk

The majority of the Group's transactional currency exposure derives from US dollar revenues. To cover these exposures an amount of \$689 million (2021: \$744 million) was sold or matured with spot and forward contracts during the year.

A 10% increase on the average exchange rate for the year of GBP to USD on the USD value of those contracts would have resulted in a reduction to revenue of £51 million (2021: £49 million) and a 10% decrease in the value of GBP to USD on the USD value would have resulted in an increase to revenue of £62 million (2021: £60 million).

S2. FINANCIAL RISK MANAGEMENT

CONTINUED

(b) Credit risk management

Credit risk is the risk of loss associated with a counterparty's inability or failure to discharge its obligations under a contract. The Group is exposed to credit risk on derivative financial instruments, cash and deposits with banks and Centrica group companies, as well as credit exposures to customers in its trading and energy sales activities.

Treasury credit risk

Counterparty risk arises from the investment of surplus funds and from the use of derivative financial instruments. Credit risk from financial assets is measured by counterparty credit rating as follows:

	2022		2021	
	Derivative financial instruments with positive fair values £m	Cash and cash equivalents £m	Derivative financial instruments with positive fair values £m	Cash and cash equivalents £m
AA- to A- ⁽ⁱ⁾	-	8	-	72
BBB+ to BBB- ⁽ⁱⁱ⁾	5	1,089	3	1,161
Un-rated related parties	250	-	4	-
	255	1,097	7	1,233

⁽ⁱ⁾ Includes restricted cash.

⁽ⁱⁱ⁾ BBB+ to BBB- and the unrated counterparty financial assets comprise amounts due from related parties.

Credit risk is managed by periodically assessing the financial reliability of financial counterparties.

Non-treasury credit risk

The Group's major customers are typically large companies which have strong credit ratings assigned by international credit rating agencies. The creditworthiness of counterparties are assessed in line with policy.

(c) Liquidity risk management

Liquidity risk is the risk that the Group is unable to meet its financial obligations as they fall due. To mitigate this risk, the Group holds adequate cash and cash equivalents. See note 21(b) for more information.



S2. FINANCIAL RISK MANAGEMENT

CONTINUED

Maturity profiles

Maturities of derivative financial instruments, provisions, borrowings and finance leases are provided in the following tables:

2022	<1 year £m	1 to 2 years £m	2 to 3 years £m	3 to 4 years £m	4 to 5 years £m	>5 years £m
Due for payment						
Energy derivatives in a loss position that will be settled on a net basis	(735)	(196)	-	-	-	-
Foreign exchange derivatives in a loss position that will be settled on a net basis	(10)	(1)	-	-	-	-
Lease liabilities	(9)	(7)	(5)	-	-	(2)
2021						
Due for payment						
Energy derivatives in a loss position that will be settled on a net basis	(885)	(316)	-	-	-	-
Foreign exchange derivatives in a loss position that will be settled on a net basis	(1)	(1)	-	-	-	-
Lease liabilities	(24)	(7)	(3)	(3)	-	(4)

S3. FAIR VALUE OF FINANCIAL INSTRUMENTS

(a) Fair value hierarchy

Financial assets and financial liabilities measured and held at fair value are classified into one of three categories, known as hierarchy levels, which are defined according to the inputs used to measure fair value as follows:

- Level 1: fair value is determined using observable inputs that reflect unadjusted quoted market prices for identical assets and liabilities;
- Level 2: fair value is determined using significant inputs that may be directly observable inputs or unobservable inputs that are corroborated by market data; and
- Level 3: fair value is determined using significant unobservable inputs that are not corroborated by market data and may be used with internally-developed methodologies that result in management's best estimate of fair value.

31 December	Level 1 £m	Level 2 £m	Level 3 £m	2022 Total £m	Level 1 £m	Level 2 £m	Level 3 £m	2021 Total £m
Financial assets								
Derivative financial instruments:								
Energy derivatives	-	250	-	250	-	4	-	4
Foreign exchange derivatives	-	5	-	5	-	3	-	3
Total financial assets at fair value	-	255	-	255	-	7	-	7
Financial liabilities								
Derivative financial instruments:								
Energy derivatives	-	(931)	-	(931)	-	(1,201)	-	(1,201)
Foreign exchange derivatives	-	(11)	-	(11)	-	(2)	-	(2)
Total financial liabilities at fair value	-	(942)	-	(942)	-	(1,203)	-	(1,203)

S3. FAIR VALUE OF FINANCIAL INSTRUMENTS

CONTINUED

(b) Valuation techniques used to derive Level 2 and Level 3 fair values and Group valuation process

Level 2 foreign exchange derivatives comprise of forward foreign exchange contracts. Forward foreign exchange contracts are fair valued using forward exchange rates that are quoted in an active market.

Level 2 energy derivatives are fair valued by comparing and discounting the difference between the expected contractual cash flows for the relevant commodities and the quoted prices for those commodities in an active market. The average discount rate applied to value this type of contract during 2022 was 5% (2021: 1%) per annum.

For Level 3 energy derivatives, the main input used by the Group pertains to deriving expected future commodity prices in markets that are not active as far into the future as some of the contractual terms. Fair values are then calculated by comparing and discounting the difference between the expected contractual cash flows and these derived future prices.

Active period of markets

	Gas	Oil
UK (years)	4	3

It should be noted that the fair values disclosed in the tables above only concern those contracts entered into which are within the scope of IFRS 9. The Group's actual exposure to market rates is constantly changing as the Group's portfolio of energy contracts changes.

Where the fair value at initial recognition for contracts which extend beyond the active period differs from the transaction price, a day-one gain or loss will arise. Such gains and losses are deferred and amortised to the Consolidated Income Statement based on volumes purchased or delivered over the contractual period until such time as observable market data becomes available (see note S1 for further detail). There are no amounts that have yet to be recognised in the Consolidated Income Statement relating to the differences between the transaction prices and the amounts that would have arisen had valuation techniques used for subsequent measurement been applied at initial recognition.

(c) Fair value of financial assets and liabilities held at amortised cost

The carrying value of the Group's financial assets and liabilities measured at amortised cost are approximately equal to their fair value.

Other financial instruments

Due to their nature and/or short-term maturity, the fair values of trade and other receivables, cash and cash equivalents, overdrafts, trade and other payables, leases, borrowings and provisions are estimated to approximate their carrying values.

S4. OTHER EQUITY

	Note	Cash flow hedging reserve £m	Foreign currency translation reserve £m	Share-based payment reserve £m	Capital Redemption reserve £m	Merger reserve £m	Total £m
As at 1 January 2021		1	(131)	4	-	1,741	1,615
Other comprehensive loss for the year:							
Exchange adjustments		-	(10)	-	-	-	(10)
Other comprehensive loss for the year, net of taxation		-	(10)	-	-	-	(10)
As at 31 December 2021		1	(141)	4	-	1,741	1,605
Other comprehensive loss for the year:							
Exchange adjustments		-	13	-	-	-	13
Exchange differences recycled on disposal of business	10	-	99	-	-	-	99
Net gains on cash flow hedges		(3)	-	-	-	-	(3)
Taxation on cash flow hedges		2	-	-	-	-	2
Other comprehensive loss for the year, net of taxation		(1)	112	-	-	-	111
Redemption and cancellation of shares		-	-	-	5	-	5
As at 31 December 2022		-	(29)	4	5	1,741	1,721

Cash flow hedging reserve

The cash flow hedging reserve comprises fair value movements on instruments designated as cash flow hedges under the requirements of IAS 39. Amounts are transferred from the cash flow hedging reserve to the Consolidated Income Statement or Consolidated Balance Sheet as and when the hedged item affects the Consolidated Income Statement or Consolidated Balance Sheet which is, for the most part, on receipt or payment of amounts denominated in foreign currencies and settlement of interest on debt instruments. Notes 16 and S1 provide further detail on cash flow hedging.

Foreign currency translation reserve

The foreign currency translation reserve comprises exchange adjustments on the translation of the Group's foreign operations.

Included within the balance at 31 December 2021 were £99 million of losses in respect of the disposal group. These amounts had previously been recognised in the Group Statement of Comprehensive Income and were recycled to the Group Income Statement on disposal.

Share-based payment reserve

During the year ended 31 December 2022, the Group did not operate employee share schemes. Centrica plc, the Group's ultimate parent undertaking, operates a number of employee share schemes and in 2017, prior to Centrica plc's contribution of its exploration and production business to the Group, Centrica plc made awards under these schemes to certain employees of the Group. The share-based payment reserve reflects the Group's obligation to deliver Centrica plc shares to employees in return for services provided.

Merger reserve

On 8 December 2017, the Group completed the transaction to combine Centrica plc's existing exploration and production business with that of Bayerngas Norge AS. The merger reserve represents the difference between the fair value and carrying value of assets.



S4. OTHER EQUITY

CONTINUED

Capital redemption reserve

During the year ended 31 December 2022 there was a redemption of 517 million preference shares, each with a nominal value of 1 pence (441 million shares on 9 June and 76 million shares on 12 December). In accordance with the Companies Act, the Group transferred the nominal value of these shares to the capital redemption reserve, increasing other equity by £5 million.

S5. RELATED PARTY TRANSACTIONS

During the year, the Group entered into the following arm's length transactions with related parties (who are not members of the Group, but which were related parties since they are fellow subsidiaries of the Shareholders of the Group), and had the following associated balances:

	Sale of goods and services ⁽ⁱ⁾ £m	Purchase of goods and services ⁽ⁱ⁾ £m	Other-net interest £m	Amounts owed from ⁽ⁱⁱ⁾ £m	2022 Amounts owed to ⁽ⁱⁱⁱ⁾ £m
Centrica plc	2	(7)	1	1,272	(211)
GB Gas Holdings Limited	-	(14)	(4)	111	(4)
British Gas Trading Limited	2,103	(26)	-	244	(9)
Centrica Energy Limited	459	(1,305)	-	75	(862)
Centrica Services Limited	-	-	-	-	-
Centrica Storage Limited	-	(1)	-	-	-
	2,564	(1,353)	(3)	1,702	(1,086)

	Sale of goods and services ⁽ⁱ⁾ £m	Purchase of goods and services ⁽ⁱ⁾ £m	Other-net interest £m	Amounts owed from ⁽ⁱⁱ⁾ £m	2021 Amounts owed to ⁽ⁱⁱⁱ⁾ £m
Centrica plc	-	(10)	(10)	1,168	(3)
GB Gas Holdings Limited	-	1	(8)	142	(2)
British Gas Trading Limited	1,722	(36)	-	368	(11)
Centrica Energy Limited	-	(1,046)	-	1	(1,382)
Centrica Storage Limited	-	(2)	-	-	-
	1,722	(1,093)	(18)	1,679	(1,398)

(i) Sale of goods and services includes recharges made to entities outside of the Group and purchase of goods and services includes recharges made by entities outside of the Group.

(ii) Amounts owed from related parties includes £1,091 million (2021: £1,161 million) classified as cash equivalents; £255 million (2021: £7 million) classified as derivative financial assets; and £358 million (2021: £511 million) included within trade receivables (note 14) the terms of which are described below.

(iii) Amounts owed to related parties includes £942 million (2021: £1,203 million) classified as derivative financial liabilities and £144 million (2021: £195 million) included within trade payables (note 17), the terms of which are described below.



S5. RELATED-PARTY TRANSACTIONS

CONTINUED

All amounts owed from/(owed to) related parties are unsecured. No provision against amounts receivable from related parties was recognised during the year through the Consolidated Income Statement. The balance of the provision at 31 December 2022 was £nil (2021: £nil).

Interest rate	Maturity date	£m
Floating (cash equivalent) ⁽ⁱ⁾	On demand	1,031
Fixed 3.41% (cash equivalent)	24 January 2023	20
Fixed 3.57% (cash equivalent)	30 January 2023	40
Non-interest bearing ⁽ⁱⁱ⁾	31 March 2023	49
Non-interest bearing	On demand	(587)
Non-interest bearing ⁽ⁱⁱⁱ⁾	Legal Trigger	62
		615

(i) The daily average of the published rates achieved by the main AAA rated market funds of HSBC Bank plc, J.P. Morgan Asset Management and Blackrock.

(ii) Repayable quarterly through to 31 March 2023, and subject to annual revision of instalments. Quarterly instalments are fixed within each financial year but vary for each calendar year over the term of repayment. The balance represents the discounted amount at 1.2% from a fair value of £49 million (2021: £144 million) projected net spend of identified assets as set out in the contribution agreement for the transaction on 8 December 2017 which combined the exploration and production businesses of Centrica plc and Bayerngas Norge A/S.

(iii) The contribution agreement contains a mechanism whereby GBGH has the right to require that the Group transfer all or part of its interests in the Bowland licences to GBGH. In such circumstances, the Group is able to recover costs incurred after 1 January 2017 in connection with the Bowland licences from GBGH. Should GBGH not exercise such right or should GBGH require the sale of the Bowland licences to a third party, the contribution agreement contains a mechanism through which the Group also has the ability to recover costs incurred after 1 January 2017 in connection with the Bowland licences, save in limited circumstances. Also contained in these amounts are indemnities owed from GBGH which are outlined in the Shareholders' Agreement.

Key management personnel comprise members of the Board and Executive Committee. Two Board members resigned and two were appointed during the year. Five Executive Committee members resigned and two were appointed during the year. A total of 11 individuals were considered key management personnel at 31 December 2022 (2021: 14).

Compensation paid to key management personnel is as follows:

Year ended 31 December	2022 £000	2021 £000
Short-term employee benefits ⁽ⁱ⁾	6,095	3,696
	6,095	3,696

(i) Included within the amounts above is £702,000 for loss of office (including statutory redundancy pay, gardening leave and pay in lieu of notice), £1,074,000 from long term incentive schemes and £31,000 in relation to payments into pension schemes.

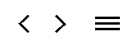
(ii) All of the statutory directors and key management personnel (current and former) have sums due from deferred incentives that will be paid post their employment end dates.

Compensation for one executive Director and four members of the Executive Committee was borne by the Group. Compensation for two Directors was borne by Statwerke Munchen Group. Compensation for four Directors has been borne by Centrica plc.

Remuneration of the highest paid Director is as follows:

Year ended 31 December	2022 £000	2021 £000
Short-term employee benefits	1,587	982
	1,587	982

The highest paid Director was not in a money purchase pension scheme and did not exercise share options or receive shares in the year (2021: £nil).



S6. AUDITOR'S REMUNERATION

Year ended 31 December	2022 £000	2021 £000
Audit fee payable for the Company's individual and Consolidated Financial Statements	384	505
Audit of the Company's subsidiaries	656	699
Total fees related to the audit of the Company and subsidiary entities	1,040	1,204
Fees payable to the Company's auditor and its associates for other services:		
Other assurance services	16	42
	1,056	1,246

S7. RELATED UNDERTAKINGS

(a) Subsidiary undertakings

Below is a list of Spirit Energy Limited's subsidiary undertakings at 31 December 2022. Spirit Energy Limited holds directly or indirectly 100% of the ordinary shares of each subsidiary undertaking. Subsidiary undertakings which are held directly by Spirit Energy Limited are designated by *.

Name of undertaking and registered address	Principal activity	Country or territory of incorporation
Spirit Norway Holding AS* c/o Advokatfirmaet Schjødt AS Postboks 440 Sentrum 4002 Stavanger, Norway	Holding company	Norway
Bowland Resources (No.2) Limited 1 st Floor, 20 Kingston Road, Staines-upon-Thames, United Kingdom, TW18 4LG	Gas and/or oil production	UK
Bowland Resources Limited 1 st Floor, 20 Kingston Road, Staines-upon-Thames, United Kingdom, TW18 4LG	Gas and/or oil production	UK
Elswick Energy Limited 1 st Floor, 20 Kingston Road, Staines-upon-Thames, United Kingdom, TW18 4LG	Gas and/or oil production	UK
Spirit Energy Hedging Holding Limited 1 st Floor, 20 Kingston Road, Staines-upon-Thames, United Kingdom, TW18 4LG	Dormant company	UK
Spirit Energy Hedging Limited 1 st Floor, 20 Kingston Road, Staines-upon-Thames, United Kingdom, TW18 4LG	Dormant company	UK
Spirit Energy Nederland BV* Polarisavenue 39, 2132 JH Hoofddorp, Netherlands	Gas and/or oil production	Netherlands
Spirit Energy Norway AS c/o Advokatfirmaet Schjødt AS Postboks 440 Sentrum 4002 Stavanger, Norway	Gas and/or oil production	Norway
Spirit Energy North Sea Limited* 1 st Floor, 20 Kingston Road, Staines-upon-Thames, United Kingdom, TW18 4LG	Gas and/or oil production	UK
Spirit Energy North Sea Oil Limited* IQ Building, 15 Justice Mill Lane, Aberdeen, AB11 6EQ, United Kingdom	Gas and/or oil production	UK
Spirit Energy Production UK Limited* 1 st Floor, 20 Kingston Road, Staines-upon-Thames, United Kingdom, TW18 4LG	Gas and/or oil production	UK
Spirit Energy Resources Limited* 1 st Floor, 20 Kingston Road, Staines-upon-Thames, United Kingdom, TW18 4LG	Gas and/or oil production	UK



S7. RELATED UNDERTAKINGS

CONTINUED

Name of undertaking and registered address	Principal activity	Country or territory of incorporation
Spirit Energy Southern North Sea Limited 1 st Floor, 20 Kingston Road, Staines-upon-Thames, United Kingdom, TW18 4LG	Gas and/or oil production	UK
Spirit Energy Treasury Limited* 1 st Floor, 20 Kingston Road, Staines-upon-Thames, United Kingdom, TW18 4LG	Finance company	UK
Spirit Europe Limited 1 st Floor, 20 Kingston Road, Staines-upon-Thames, United Kingdom, TW18 4LG	Holding company	UK
Spirit Infrastructure BV Polarisavenue 39, 2132 JH Hoofddorp, Netherlands	Construction, ownership and exploitation of infrastructure	Netherlands
Spirit North Sea Gas Limited* IQ Building, 15 Justice Mill Lane, Aberdeen, AB11 6EQ, United Kingdom	Gas and/or oil production	UK
Spirit Norway Limited* 1 st Floor, 20 Kingston Road, Staines-upon-Thames, United Kingdom, TW18 4LG	Investment holding company	UK
Spirit Production (Services) Limited* IQ Building, 15 Justice Mill Lane, Aberdeen, AB11 6EQ, United Kingdom	Business services	UK
Spirit Resources (Armada) Limited* 1 st Floor, 20 Kingston Road, Staines-upon-Thames, United Kingdom, TW18 4LG	Gas and/or oil production	UK

(b) Joint arrangements

Material joint arrangements owned by the Group that are classified as joint operations and accounted for in accordance with IFRS 11 (see note S1) are detailed below. This list excludes interests in fields where there is no party with overall control since the arrangement does not fulfil the IFRS 11 definition of joint control.

Joint operations – fields/assets

As at 31 December 2022	Nature of relationship	Location	Percentage holding in ordinary shares and net assets
Cygnus	Non-operated	UK North Sea	61.25



COMPANY BALANCE SHEET

As at 31 December	Notes	2022 £m	2021 £m
Non-current assets			
Investments	C	1,650	2,354
Trade and other receivables	C	33	57
		1,683	2,411
Current assets			
Trade and other receivables	C	105	85
Cash and cash equivalents		-	-
		105	85
Total assets		1,788	2,496
Current liabilities			
Bank overdrafts, loans and other borrowings	H	(879)	(846)
		(879)	(846)
Net assets		909	1,650
Equity			
Share capital	E	14	19
Share premium	F	-	-
Retained earnings		848	1,589
Other equity	G	47	42
Total shareholders' equity		909	1,650

The Company reported a profit for the financial year ended 31 December 2022 of £137 million (2021: £253 million). This included dividend income of £150 million from Spirit Energy North Sea Oil Limited and £730 million from Spirit Norway Limited.

The Financial Statements on pages 81 to 88, of which the notes on pages 83 to 88 form part, were approved and authorised by the Board of Directors on 20 April 2023 and were signed below on its behalf by:

Neil McCulloch
Director and Chief Executive Officer



COMPANY STATEMENT OF CHANGES IN EQUITY

	Note	Share capital £m	Share premium £m	Retained earnings £m	Other equity £m	Total £m
1 January 2021		19	1,094	242	42	1,397
Profit and total comprehensive loss for the year		-	-	253	-	253
Reduction in share premium and transfer to retained earnings	F	-	(1,094)	1,094	-	-
31 December 2021		19	-	1,589	42	1,650
Profit and total comprehensive income for the year		-	-	137	-	137
Dividends paid to equity holders		-	-	(439)	-	(439)
Redemption and cancellation of shares	F	(5)	-	(439)	5	(439)
31 December 2022		14	-	848	47	909

As permitted by section 408(3) of the Companies Act 2006, no Income Statement or Statement of Comprehensive Income is presented.

The Board has not recommended a payment of final dividend for the year ended 31 December 2022 (2021: 39.27 pence per ordinary share, totalling £375 million).

The notes on pages 82 to 88 form part of these Financial Statements.

NOTES TO THE COMPANY FINANCIAL STATEMENTS

CONTINUED

A. General information and principal accounting policies of the Company

General information

Spirit Energy Limited ('the Company'), is the parent company of the Spirit Energy Group and was incorporated on 6 July 2017. It is a private company limited by shares, domiciled and incorporated in the UK and registered in England and Wales with registration number 10854461. Its principal place of business and registered address is 1st Floor, 20 Kingston Road, Staines-upon-Thames, England, TW18 4LG.

The Company Financial Statements are presented in pounds sterling with all values rounded to the nearest million pounds. Pounds sterling is the functional currency of the Company.

Basis of preparation

The Company Financial Statements are prepared and presented for the year ended 31 December 2022. The Company meets the definition of a qualifying entity under FRS 100 'Application of Financial Reporting Requirements' issued by the FRC.

The Company Financial Statements have been prepared in accordance with Financial Reporting Standard 101: 'Reduced disclosure framework' (FRS 101) and the Companies Act 2006. In preparing these Financial Statements, the Company applies the recognition, measurement and disclosure requirements of International Financial Reporting Standards but makes amendments where necessary to comply with Companies Act 2006 and sets out below where advantage of the FRS 101 disclosure exemptions has been taken.

In these Financial Statements, the Company has applied the exemptions available under FRS 101 in respect of the following disclosures:

- the requirements of IAS 7: 'Statement of cash flows';
- the statement of compliance with Adopted IFRSs;
- the effects of new but not yet effective IFRSs;
- prior year reconciliations for property, plant and equipment and intangible assets;
- the prior year reconciliation in the number of shares outstanding at the beginning and at the end of the year for share capital;
- disclosures in respect of related party transactions with wholly owned subsidiaries in a group;

- disclosures in respect of the compensation of key management personnel; and
- disclosures in respect of capital management.

Standards, amendments and interpretations effective or adopted in 2022 have been disclosed in note 1 of the Consolidated Financial Statements.

Parent and ultimate parent undertaking

The immediate parent undertaking and controlling party is GB Gas Holdings Limited, a company registered in England and Wales, which holds a 69% voting interest in the Company. The registered office address is Millstream, Maidenhead Road, Windsor, Berkshire, SL4 5GD.

The Company's ultimate parent company and ultimate controlling party is Centrica plc, who through a 100% wholly-owned subsidiary, owns 100% of the ordinary shares in GB Gas Holdings Limited. Centrica plc is a company registered in England

and Wales, and is the only company to include these financial statements in its consolidated financial statements. Copies of the Centrica plc Consolidated Financial Statements may be obtained from www.centrica.com.

Measurement convention

The Company Financial Statements have been prepared on the historical cost basis. The carrying costs are approximately equal to their fair value.

Going concern

The Company Financial Statements have been prepared on a going concern basis, as described in the Directors' Report and note 1 of the Consolidated Financial Statements.

Critical accounting judgements

Critical accounting judgements include the representation of preference shares as equity rather than a financial liability. Further details are set out in note 3 of the Consolidated Financial Statements.

Key sources of estimation uncertainty

The key sources of estimation uncertainty are set out in note 3 of the Consolidated Financial Statements. The area applicable to the Company is the impairment of investments. The key source of estimation uncertainty of the Company is the carrying value of its investments in subsidiary



NOTES TO THE COMPANY FINANCIAL STATEMENTS

CONTINUED

undertakings and receivables from these undertakings. During the year, the Company reviewed the carrying value of its investments through its impairment review process as described below and recorded a net impairment of £704 million (2021: impairment reversal of £271 million) as described in note C below. An increase in prices of 10% would reverse £61 million of impairment charges on investments (2021: impairment reversal of £33 million). A reduction of 10% would give rise to a reduction in net impairment reversals of £65 million in the underlying investments (2021: £75 million).

Principal accounting policies

The accounting policies set out below have, unless otherwise stated, been applied consistently to the current and prior year presented in these Financial Statements.

Foreign currencies

Transactions in foreign currencies are translated at the rate of exchange ruling at the date of the transaction. Monetary assets and liabilities denominated in foreign currencies are translated into pounds sterling at closing rates of exchange. Exchange differences on monetary assets and liabilities are taken to the Income Statement.

Investments

Fixed asset investments in subsidiaries' shares are held at cost in accordance with IAS 27: 'Separate financial statements', less any provision for impairment as necessary for any subsequent investments.

Impairment

The carrying values of investments in subsidiary undertakings are reviewed at each reporting date to determine whether there is any indication of impairment.

If any such indication exists, then the asset's recoverable amount is estimated.

The recoverable amount of an investment in a subsidiary undertaking is the greater of its value in use and its fair value less costs of disposal. In assessing value in use, the estimated future cash flows are discounted to their present value using a post-tax discount rate that reflects current market assessments of the time value of money and the risks specific to the asset. Receivables from related parties are compared to their recoverable amount, which is also

assessed using the same estimated discounted future cash flow for each undertaking as described above.

An impairment loss is recognised if the carrying amount of an asset exceeds its estimated recoverable amount.

B. Employees and Directors

Key management personnel are considered to be the Directors and the Secretary of the Company. The Company had no employees during the year (2021: none). None of the key management personnel received any remuneration for their services as key management personnel of the Company and are not employed by the Company (2021: none).



NOTES TO THE COMPANY FINANCIAL STATEMENTS

CONTINUED

C. Investment in subsidiaries

	2022 £m	2021 £m
Cost		
At 1 January	3,874	3,874
Additions	-	-
At 31 December	3,874	3,874
	2022 £m	2021 £m
Accumulated impairment		
At 1 January	(1,520)	(1,791)
(Impairment)/write-back provision	(704)	271
At 31 December	(2,224)	(1,520)
	2022 £m	2021 £m
Net book value		
At 1 January	2,354	2,083
At 31 December	1,650	2,354

On 29 September and 31 October 2017, GB Gas Holdings Limited (GBGH), a fellow subsidiary of Centrica plc, contributed the entire share capital of the following entities to the Company in exchange for Class A ordinary shares with a value of £633 million and Class B ordinary shares with a value of £1,482 million: Spirit Energy North Sea Limited, Spirit Energy North Sea Oil Limited, Spirit Energy Production UK Limited, Spirit Energy Resources Limited, Spirit Energy Treasury Limited, Spirit North Sea Gas Limited, Spirit Production (Services) Limited, Spirit Energy Nederland B.V., Spirit Resources (Armada) Limited, Spirit Energy Norge AS and Spirit Norway Limited then trading as Spirit Energy NUF.

Immediately following the above contribution, SWM Bayerische E&P Beteiligungsgesellschaft mbH contributed the entire share capital of Bayerngas Norge AS, together with certain other receivables, to the Company in exchange for a promissory note valued at £796 million, of which £541 million was attributable to the value of Bayerngas Norge AS.

On 11 December 2017, the Company subscribed for a further 2.7 billion ordinary shares in Spirit Norway Limited for cash consideration of £242 million.

On 12 December 2017, the Company subscribed for further shares in Bayerngas Norge AS for cash consideration of £31 million, bringing its total investment in Bayerngas Norge AS to £572 million.

In the 2019 financial year, the Company made cash investments of £132 million in North Sea Gas Limited, £6 million in Spirit Energy Nederland BV, £655 million in Spirit Energy Resources Limited and £74 million in Spirit Production Services Limited.

In the 2020 financial year, the Company made a cash investment of £78 million in Bayerngas Norge AS.



NOTES TO THE COMPANY FINANCIAL STATEMENTS

CONTINUED

Impairment provision

In December, the Company made the following adjustments to the provision against its following subsidiary investments:

- Spirit Energy Production UK Limited: impairment of £32 million (2021: £100 million write-back);
- Spirit North Sea Gas Limited: write back of £15 million (2021: £48 write-back);
- Spirit Resources (Armada) Limited: write-back of £1 million (2021: £8 write-back);
- Spirit Norway Limited: impairment of £680 million (2021: £28 million impairment);
- Bayerngas Norge AS: write-back of £151 million (2021: £305 million write-back);
- Spirit Production (Services) Limited: impairment of £2 million (2021: £6 write-back);
- Spirit North Sea Oil Limited: impairment of £157 million (2021: £nil);
- Spirit Energy Resources Limited: £nil million (2021: £170 million impairment); and
- Spirit Production Netherlands BV: £nil million (2021: £2 write-back).

The impairments were recognised to align the carrying value of the investment to its estimated recoverable amount. The net impairment reversal was recognised to align the carrying value of the investment to its estimated recoverable amount. The principal driver for investment impairments was the Norway and Statfjord disposal. Investment impairment reversals were driven by asset impairments write-backs due primarily to improved commodity prices.

D. Trade and other receivables

As at 31 December	Note	Current £m	2022 Non-current £m	Current £m	2021 Non-current £m
Financial assets:					
Related-party receivables	H	105	-	81	57
Current tax asset		-	33	4	-
		105	33	85	57



NOTES TO THE COMPANY FINANCIAL STATEMENTS

CONTINUED

E. Share capital

Allotted and fully paid share capital of the Company:

As at 31 December	2022 £m	2021 £m
296,056,457 A class ordinary shares of 1 pence each (2021: 296,056,457)	3	3
658,964,372 B class ordinary shares of 1 pence each (2021: 658,964,372)	6	6
1 deferred share of £1 (2021: 1)	-	-
438,418,426 preference shares of 1 pence each (2021: 955,020,829)	5	10
	14	19

The A and B class ordinary shares have attached to them full voting, dividend (including the right to special dividends in the case of B class ordinary shares) and capital distribution (including winding up) rights. They do not confer any rights of redemption.

Special dividends are required to be declared in certain circumstances, subject to the availability of sufficient distributable reserves. The special dividends are therefore not discretionary and as such, are accounted for as a financial liability when the event triggering the special dividend occurs.

The deferred share does not have any right to a dividend or distribution of profits of the Company on winding up. The holder is entitled to repayment of the amount paid up after repayment of the capital paid up on the A ordinary and B ordinary shares. The deferred share does not attach any rights to receive notice of, attend, speak or vote at a general meeting or on any written resolution of the Company.

The preference shares have attached to them voting (only in respect of variation or abrogation of the rights attaching to them), and capital distribution (including on winding up and in such case in priority to ordinary Shareholders) rights. Each preference share shall confer the right to redemption (if the Directors resolve to make a redemption) in priority (other than any special dividend declared, paid or made at any time on the B Ordinary Shares only in accordance with Article 44(2)) to the payment of any dividend to the holders of Ordinary Shares).

The Shareholder Agreements govern further rights to redeem the preference shares and also circumstances when conversion of preference shares can occur, but these are all at the discretion of the Company.

The overall dividend is only payable at the discretion of the Directors of the Company and subject to having sufficient distributable reserves. The preference shares are deemed to be equity instruments.

The Directors proposed a redemption of 441 million preference shares at 0.85 pence per preference share, totalling £375 million. The redemption of preference share was approved by the Board on 31 May 2022 and paid on 9 June 2022.

The Directors proposed a redemption of 76 million preference shares at 0.85 pence per preference share, totalling £64 million. The redemption of preference share was approved by the Board on 7 December 2022 and paid on 12 December 2022.



NOTES TO THE COMPANY FINANCIAL STATEMENTS

CONTINUED

F. Share premium

	2022 £m	2021 £m
As at 1 January	-	1,094
Reduction in share premium	-	(1,094)
As at 31 December	-	-

In December 2021, by special resolution of the Board of Directors and in accordance with section 291 of the Companies Act 2006, the Company reduced its share premium account by £1,094 million and transferred the resulting distributable reserves to retained earnings.

G. Other equity

During the period ended 31 December 2018, a redetermination was made in respect of the provisional fair values of certain assets and liabilities which had been acquired from Bayerngas Norge AS. The finalised acquisition discussions with Centrica and Bayerngas Norge AS resulted in an increase in the amounts due from Centrica of £25 million and amounts payable to Bayerngas Norge AS of £2 million. The balance sheet also included a provision for uncertain tax provisions from the acquired Bayerngas Group business; the Company has been able to claim indemnities under the tax deed of £4 million in respect of this uncertain tax provision which is due from Bayerngas Norge AS. Additionally, the Company has been indemnified by Centrica and Bayerngas Norge AS in respect of legal claims which have been settled during the period ended 31 December 2018 in the value of £15 million. The cumulative impact of the redetermination was recognised in other equity in 2019.

During the year ended 31 December 2022 there was a redemption of 517 million preference shares, each with a nominal value of 1 pence (441 million shares on 9 June and 76 million shares on 12 December). In accordance with the Companies Act, the Group transferred the nominal value of these shares to the capital redemption reserve, increasing other equity by £5 million. Further details are included in note E.

H. Related-party transactions

During the year, the Company entered into the arm's length transactions set out below with related parties who are fellow subsidiaries of the ultimate parent undertaking and had the following associated balances:

As at 31 December	Amounts owed from £m	2022 Amounts owed to £m	Amounts owed from £m	2021 Amounts owed to £m
GB Gas Holdings Limited	111	(4)	138	-
Spirit Energy Treasury Limited ⁽ⁱ⁾	-	(879)	-	(846)
	111	(883)	138	(846)

(i) Disclosed as bank overdrafts, loans and other borrowings/cash and cash equivalents.

All amounts owed from related parties are non-interest bearing, not past due and no provisions for credit losses have been taken. Terms relating to the amount receivable from GB Gas Holdings Limited of £111 million are described in note S5 to the Consolidated Financial Statements, in footnotes (ii) and (iii), respectively. The amounts owed to related parties are payable on demand. An interest rate of SONIA plus 3% was applied to amounts owing to Spirit Energy Treasury Limited.

During the year, the Company recognised in its Income Statement income of £11 million (2021: £4 million expense) for an increase in deferred consideration and income of £1 million (2021: £1 million) for transactions with GB Gas Holdings Limited.

GAS AND LIQUID RESERVES (UNAUDITED)

The Group's estimates of reserves of gas and liquids are reviewed as part of the full-year reporting process and updated accordingly.

A number of factors affect the volumes of gas and liquids reserves, including the available reservoir data, commodity prices and future costs. Due to the inherent uncertainties and the limited nature of reservoir data, estimates of reserves are subject to change as additional information becomes available.

The Group discloses 2P gas and liquids reserves, representing the central estimate of future hydrocarbon recovery. Reserves for Spirit Energy operated fields are estimated by in-house technical teams composed of geoscientists and reservoir engineers. Reserves for non-operated fields are estimated by the operator but are subject to internal review and challenge.

As part of the internal control process related to reserves estimation, an assessment of the reserves, including the application of the reserves definitions is undertaken by an independent technical auditor. An annual reserves assessment has been carried out by DeGolyer and MacNaughton for the Group's global reserves. Reserves are estimated in accordance with a formal policy and procedure standard.

The Group has estimated 2P gas and liquids reserves in Europe, excluding the Norway and Statfjord disposal groups.

The principal fields in Europe are GMA and Cygnus. The reserves estimates are reported according to the guidelines set by the Petroleum Resources Management System, which is sponsored by the following organisations:

- Society of Petroleum Engineers;
- American Association of Petroleum Geologists;
- World Petroleum Council;
- Society of Petroleum Evaluation Engineers; and
- Society of Exploration Geophysicists.

Estimated net 2P reserves of gas	Billion cubic feet
1 January 2022	428
Revisions of previous estimates ⁽ⁱ⁾	49
Production ⁽ⁱⁱ⁾	(98)
31 December 2022	379

Estimated net 2P reserves of liquids^(iv)	Million barrels
1 January 2022	2
Revisions of previous estimates ⁽ⁱ⁾	1
Production ⁽ⁱⁱ⁾	(1)
31 December 2022	2

Estimated net 2P reserves	Million barrels of oil equivalent
31 December 2022⁽ⁱⁱⁱ⁾	65

- (i) Revision of previous estimates include those associated with Morecambe Hub, Galleon, Greater Markham Area, Cygnus and Clipper South.
(ii) Represents total sales volumes of gas and oil produced from the Group's reserves.
(iii) Includes the total of estimated gas and liquids reserves as at 31 December 2022 in mmbob.
(iv) Liquid reserves include oil, condensate and natural gas liquids.

DEFINITIONS AND RECONCILIATIONS OF ADJUSTED PERFORMANCE MEASURES (UNAUDITED)

These Consolidated Financial Statements include a number of non-GAAP measures. These measures are chosen as they provide additional useful information on business performance and underlying trends. They are also used to measure the Group's performance against its strategic financial framework. They are not, however, defined terms under IFRS and may not be comparable with similarly titled measures reported by other companies. Where possible they have been reconciled to the statutory equivalents from the primary statements (Consolidated Income Statement (I/S), Consolidated Cash Flow Statement (C/F)) or the notes to the Financial Statements.

(a) Adjusted operating profit

Year ended 31 December	Note	2022 £m	2021 £m
Adjusted operating profit from continuing operations		184	34
Exceptional items	I/S	-	511
Certain re-measurements of energy contracts	6(b)	427	(1,112)
Operating profit/(loss) from continuing operations	I/S	611	(567)

(b) Adjusted profit after tax

Year ended 31 December	Note	2022 £m	2021 £m
Adjusted profit after tax		91	32
Exceptional items	I/S	-	511
Certain re-measurements of energy contracts	6(b)	427	(1,112)
Tax on exceptional items and certain re-measurements of energy contracts	8(a)	(109)	265
Profit/(loss) after taxation for the year from continuing operations	I/S	409	(304)

(c) Adjusted operating cash flow

Year ended 31 December	Note	2022 £m	2021 £m
Adjusted operating cash flow from continuing operations		466	294
Payments relating to exceptional charges	C/F	(1)	(2)
Net cash from continuing operating activities	C/F	465	292

(d) Free cash flow

Year ended 31 December	Note	2022 £m	2021 £m
Adjusted operating cash flow from continuing operations		466	294
Sale of business	C/F	85	44
Purchase of property, plant and equipment and intangible assets	C/F	(119)	(76)
Free cash flow		432	262



DEFINITIONS AND RECONCILIATIONS OF ADJUSTED PERFORMANCE MEASURES (UNAUDITED)

CONTINUED

(e) Lifting cost per barrel

Year ended 31 December	Note	2022 £m	2021 £m
Lifting cost per barrel		(16.9)	(16.3)
Production		17.5	17.8
Total lifting costs		(296)	(290)
Depreciation, amortisation, impairments and write-downs of fixed assets	5	(341)	(209)
Commodity costs	5	(26)	(25)
Third party rebillable costs ⁽ⁱ⁾		(27)	(28)
Internal gas swaps ⁽ⁱⁱ⁾		4	2
Under/overlift ⁽ⁱⁱⁱ⁾		-	6
Cost of sales	I/S	(686)	(544)

(i) Third party rebillable costs are excluded from lifting costs and included within the other direct costs amount of £230 million (2021: £208 million) in note 5.

(ii) Internal gas swaps are included within lifting costs. These costs are included within the commodity costs amount of £26 million (2021: £25 million) in note 5.

(iii) Under/overlift costs are excluded from lifting costs. In 2021 this was an income of £6 million which was included within other direct costs in note 5.