



ÅRSREGNSKAPET FOR REGNSKAPSÅRET 2024 - GENERELL INFORMASJON

Enheten

Organisasjonsnummer: 913 280 741
Organisasjonsform: Aksjeselskap
Foretaksnavn: WEX EUROPE SERVICES AS
Forretningsadresse: Rosenholm Campus
Rosenholmveien 25
1414 TROLLÅSEN

Regnskapsår

Årsregnskapets periode: 01.01.2024 - 31.12.2024

Konsern

Morselskap i konsern: Nei

Regnskapsregler

Regler for små foretak benyttet: Nei
Benyttet ved utarbeidelsen av årsregnskapet til selskapet: IFRS

Årsregnskapet fastsatt av kompetent organ

Bekreftet av representant for selskapet: Amit Khera
Dato for fastsettelse av årsregnskapet: 13.06.2025

Grunnlag for avgivelse

År 2024: Årsregnskapet er elektronisk innlevert
År 2023: Tall er hentet fra elektronisk innlevert årsregnskap fra 2024

Det er ikke krav til at årsregnskapet m.v. som sendes til Regnskapsregisteret er undertegnet. Kontrollen på at dette er utført ligger hos revisor/enhetens øverste organ. Sikkerheten ivaretas ved at innsender har rolle/rettighet for innsending av årsregnskapet via Altinn, og ved at det bekreftes at årsregnskapet er fastsatt av kompetent organ.

Brønnøysundregistrene, 27.07.2025



Resultatregnskap

Beløp i: NOK	Note	2024	2023
RESULTATREGNSKAP			
Inntekter			
Salgsinntekt		1 459 234 000	1 711 087 000
Annen driftsinntekt		-26 732 000	-8 634 000
Sum inntekter		1 432 502 000	1 702 453 000
Kostnader			
Varekostnad		1 409 909 000	1 676 159 000
Lønnskostnad		8 028 000	12 013 000
Avskrivning		1 623 000	1 610 000
Annen driftskostnad		4 224 000	3 593 000
Sum kostnader		1 423 784 000	1 693 374 000
Driftsresultat		8 718 000	9 078 000
Finansinntekter og finanskostnader			
Renteinntekt fra foretak i samme konsern		722 000	258 000
Annen finansinntekt		5 000	
Sum finansinntekter		727 000	258 000
Rentekostnad til foretak i samme konsern		7 463 000	7 852 000
Annen finanskostnad		494 000	444 000
Sum finanskostnader		7 957 000	8 296 000
Netto finans		-7 229 000	-8 038 000
Ordinært resultat før skattekostnad		1 489 000	1 040 000
Skattekostnad på ordinært resultat		332 000	229 000
Ordinært resultat etter skattekostnad		1 157 000	811 000
Årsresultat		1 157 000	811 000
Overføringer og disponeringer			
Overføringer annen egenkapital		1 157 000	811 000
Sum overføringer og disponeringer		1 157 000	811 000



Balanse

Beløp i: NOK	Note	2024	2023
BALANSE - EIENDELER			
Anleggsmidler			
Immaterielle eiendeler			
Konsesjoner, patenter, lisenser, varemerker			819 000
Utsatt skattefordel		3 488 000	3 841 000
Sum immaterielle eiendeler		3 488 000	4 661 000
Varige driftsmidler			
Driftsløsøre, inventar, verktøy, kontormaskiner ol		205 000	180 000
Sum varige driftsmidler		205 000	180 000
Sum anleggsmidler		3 693 000	4 841 000
Omløpsmidler			
Varer			
Fordringer			
Kundefordringer		156 425 000	206 692 000
Andre fordringer		1 353 000	2 064 000
Sum fordringer		157 778 000	208 756 000
Bankinnskudd, kontanter og lignende			
Sum bankinnskudd, kontanter og lignende		39 794 000	17 334 000
Sum omløpsmidler		197 572 000	226 090 000
SUM EIENDELER		201 265 000	230 930 000
BALANSE - EGENKAPITAL OG GJELD			
Egenkapital			
Innskutt egenkapital			
Aksjekapital		210 000	210 000
Overkurs		44 790 000	44 790 000
Sum innskutt egenkapital		45 000 000	45 000 000



Balanse

Beløp i: NOK	Note	2024	2023
Opptjent egenkapital			
Annen egenkapital		9 169 000	7 935 000
Sum opptjent egenkapital		9 169 000	7 935 000
Sum egenkapital		54 169 000	52 935 000
Gjeld			
Langsiktig gjeld			
Pensjonsforpliktelser		11 108 000	13 137 000
Sum avsetninger for forpliktelser		11 108 000	13 137 000
Annen langsiktig gjeld			
Sum langsiktig gjeld		11 108 000	13 137 000
Kortsiktig gjeld			
Leverandørgjeld		21 584 000	34 588 000
Annen kortsiktig gjeld		114 402 000	130 270 000
Sum kortsiktig gjeld		135 987 000	164 858 000
Sum gjeld		147 095 000	177 995 000
SUM EGENKAPITAL OG GJELD		201 265 000	230 930 000



Brønnøysundregistrene

ÅRSREGNSKAP FOR REGNSKAPSÅRET 2024 - GENERELL INFORMASJON

Journalnummer: 2025 703318

Enheten

Organisasjonsnummer: 913 280 741
Organisasjonsform: Aksjeselskap
Foretaksnavn: WEX EUROPE SERVICES AS
Forretningsadresse: Rosenholm Campus
Rosenholmveien 25
1414 TROLLÅSEN

Regnskapsår

Årsregnskapets periode: 01.01.2024 - 31.12.2024

Konsern

Morselskap i konsern: Nei

Regnskapsregler

Regler for små foretak benyttet: Nei
Benyttet ved utarbeidelsen av
årsregnskapet til selskapet: IFRS

Årsregnskapet fastsatt av kompetent organ

Bekreftet av representant for selskapet: Amit Khera
Dato for fastsettelse av årsregnskapet: 13.06.2025

Grunnlag for avgivelse

År 2024: Årsregnskap er elektronisk innlevert.
År 2023: Tall er hentet fra elektronisk innlevert årsregnskap fra 2024.

Det er ikke krav til at årsregnskapet m.v. som sendes til Regnskapsregisteret er undertegnet. Kontrollen på at dette er utført ligger hos revisor/enhetens øverste organ. Sikkerheten ivaretas ved at innsender har rolle/rettighet for innsending av årsregnskapet via Altinn, og ved at det bekreftes at årsregnskapet er fastsatt av kompetent organ.

Brønnøysundregistrene, 26.07.2025



Organisasjonsnr: 913 280 741
WEX EUROPE SERVICES AS

RESULTATREGNSKAP

Beløp i: NOK	Note	2024	2023
RESULTATREGNSKAP			
Inntekter			
Salgsinntekt		1 459 234 000	1 711 087 000
Annen driftsinntekt		-26 732 000	-8 634 000
Sum inntekter		1 432 502 000	1 702 453 000
Kostnader			
Varekostnad		1 409 909 000	1 676 159 000
Lønnskostnad		8 028 000	12 013 000
Avskrivning		1 623 000	1 610 000
Annen driftskostnad		4 224 000	3 593 000
Sum kostnader		1 423 784 000	1 693 374 000
Driftsresultat		8 718 000	9 078 000
Finansinntekter og finanskostnader			
Renteinntekt fra foretak i samme konsern		722 000	258 000
Annen finansinntekt		5 000	
Sum finansinntekter		727 000	258 000
Rentekostnad til foretak i samme konsern		7 463 000	7 852 000
Annen finanskostnad		494 000	444 000
Sum finanskostnader		7 957 000	8 296 000
Netto finans		-7 229 000	-8 038 000
Ordinært resultat før skattekostnad			
Ordinært resultat før skattekostnad		1 489 000	1 040 000
Skattekostnad på ordinært resultat		332 000	229 000
Ordinært resultat etter skattekostnad		1 157 000	811 000
Årsresultat		1 157 000	811 000
Overføringer og disponeringer			
Overføringer annen egenkapital		1 157 000	811 000
Sum overføringer og disponeringer		1 157 000	811 000



Organisasjonsnr: 913 280 741
WEX EUROPE SERVICES AS

BALANSE

Beløp i: NOK **Note** **2024** **2023**

BALANSE - EIENDELER

Anleggsmidler

Immaterielle eiendeler

Konsesjoner, patenter, lisenser, varemerker		819 000
Utsatt skattefordel	3 488 000	3 841 000
Sum immaterielle eiendeler	3 488 000	4 661 000

Varige driftsmidler

Driftsløsøre, inventar, verktøy, kontormaskiner ol	205 000	180 000
Sum varige driftsmidler	205 000	180 000

Sum anleggsmidler	3 693 000	4 841 000
--------------------------	------------------	------------------

Omløpsmidler

Varer

Fordringer

Kundefordringer	156 425 000	206 692 000
Andre fordringer	1 353 000	2 064 000
Sum fordringer	157 778 000	208 756 000

Bankinnskudd, kontanter og lignende

Sum bankinnskudd, kontanter og lignende	39 794 000	17 334 000
--	------------	------------

Sum omløpsmidler	197 572 000	226 090 000
-------------------------	--------------------	--------------------

SUM EIENDELER	201 265 000	230 930 000
----------------------	--------------------	--------------------

BALANSE - EGENKAPITAL OG GJELD

Egenkapital

Innskutt egenkapital

Aksjekapital	210 000	210 000
Overkurs	44 790 000	44 790 000
Sum innskutt egenkapital	45 000 000	45 000 000

Opptjent egenkapital

Annen egenkapital	9 169 000	7 935 000
Sum opptjent egenkapital	9 169 000	7 935 000

Sum egenkapital	54 169 000	52 935 000
------------------------	-------------------	-------------------

Gjeld



Langsiktig gjeld		
Pensjonsforpliktelser	11 108 000	13 137 000
Sum avsetninger for forpliktelser	11 108 000	13 137 000
Annen langsiktig gjeld		
Sum langsiktig gjeld	11 108 000	13 137 000
Kortsiktig gjeld		
Leverandørgjeld	21 584 000	34 588 000
Annen kortsiktig gjeld	114 402 000	130 270 000
Sum kortsiktig gjeld	135 987 000	164 858 000
Sum gjeld	147 095 000	177 995 000
SUM EGENKAPITAL OG GJELD	201 265 000	230 930 000



Organisasjonsnr: 913 280 741
WEX EUROPE SERVICES AS

NOTEOPPLYSNINGER - SELSKAP - alle poster oppgitt i hele tall

Note

Antall aksjer og aksjeeiere

Note

Antall årsverk i regnskapsåret

Virksomheten har hatt følgende antall årsverk:
0.00

Omløpsmidler Startdato Sluttdato Endring

Skattemessig fremf.undersk. Startdato Sluttdato Endring

Kortsiktig gjeld Startdato Sluttdato Endring



Norwegian Directorate of Taxes

Inquiries to
Torstein Kinden Helleland

Your date
24.05.2016

Our date
02.06.2016

Telephone
22078139

Your reference
Robert Powell

Our reference
2016/496004

WEX EUROPE SERVICES AS
Rosenholm Campus
Rosenholmveien 25
1414 TROLLÅSEN

Permission to prepare the annual accounts and directors' report in English language for WEX Europe Services AS, org. nr. 913 280 741

With reference to your letter of 24 May 2016 you apply for permission to keep annual accounts and directors' report in English language. The application in question concerns WEX Europe Services AS.

Conclusion

Based on a total evaluation, the view of The Directorate of Taxes is that WEX Europe Services AS may make the directors' report and annual accounts in English language according to the Norwegian Accounting Act § 3-4 third paragraph. The exemption requires that the information that the decision is based on, does not change significantly.

A copy of this letter must be sent to the Register of Company Accounts in Brønnøysund together with the financial statements. It is incumbent on the company to document by this letter that the permit is granted.

Background

WEX Europe Services AS is a wholly owned subsidiary of WEX Europe Services Holding Limited which in turn is wholly owned subsidiary of WEX Europe Services Limited, both UK registered companies. WEX Europe Services Limited was incorporated on 30 January 2014 as part of a joint venture between WEX Inc. and Radius Payment Solutions Limited to acquire the European Esso Card business. This acquisition was completed on 1 December 2014 as part of a pan-European deal involving businesses in Germany, Italy, France, Belgium, Netherlands, Luxembourg, UK and Ireland. In Norway, WEX Europe Services AS acquired the relevant business, assets and liabilities from Esso Norge AS as well as transferring operating staff to its' offices in Trollåsen. As part of the European corporate structure the group operate a shared service center in the UK which is responsible for preparing the management and statutory accounts for all our European subsidiaries. The annual report and financial statements are required to be prepared each year in the Norwegian language only in order to satisfy the requirements of the Norwegian Accounting Act.

Permission to make the annual accounts and the directors' report in Norway in English language

According to the Norwegian Accounting Act § 3-4, third paragraph shall "*the directors' report and annual accounts ... be in Norwegian. The Ministry can in an individual decision decide that the directors' report and/or annual accounts may be in another language*".

Postal address
P. O. Box 9200 Grønland
0134 Oslo

Visiting address:
See www.skatteetaten.no
Org.nr: 996250318
E-mail: skatteetaten.no/sendepost

Telephone
800 80 000
Telefax
22 17 08 60



Ot. prp. nr. 42 (1997-1998) About Act about annual accounts etc., says the following about the purpose of the Accounting Act, refer section 1.1:

“The aim of the Government with respect to the Accounting Act is that it shall contribute towards providing informative accounts for different users of accounts. The users of accounts include investors and creditors which provide capital for the companies. Other groups include those who have an interest in knowing how the companies are operated, for example employees and the local community. The information to the capital market is an important basis for the correct pricing of financial instruments. The correct pricing of stocks is an important factor in securing the best possible allocation of resources in the economy. High quality accounts will also make it more difficult for market participants to obtain speculative gains as a result of non-publicly available information.”

Hence, one of the main aims of the Accounting Act is to contribute to “informative accounts for different users of accounts”. The users of the accounts will include investors, creditors, employees and the local community.

Hence, it is the view of the Ministry that it is crucial that the question of dispensation from the general rule that the annual accounts and/or directors’ report should be prepared in Norwegian, not in any significant way deviate from the consideration of users of the accounts.

As mentioned above it is particularly the consideration of the users of the account information which has to be taken into consideration when considering the application for permission. In this assessment, the Directorate of Taxes has emphasized that the company is a wholly owned subsidiary of a foreign company. The Company is operating in an international industry. Furthermore, the directors are English speaking with no local language skills with all meetings between the Board and senior teams conducted in English.

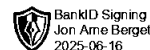
Please state “our reference” (see above) in all written communication with The Norwegian Tax Authorities.

Best regards

Rune Tystad
Senior Adviser
Rettsavdelingen, foretaksskatt
Norwegian Directorate of Taxes

Torstein Kinden Helleland

This document has been electronically approved and contains therefore no handwritten signatures



To the General Meeting of
Wex Europe Services AS

**Grant Thornton
Revisjon AS**
Kirkegata 15
0153 Oslo
Org.nr. 987 632 380
T: +47 22 20 04 00
E: grant@no.gt.com

INDEPENDENT AUDITOR'S REPORT

Opinion

We have audited the financial statements of Wex Europe Services AS (the Company), showing a gain of NOK 1,157,116. The financial statements comprise the balance sheet as at 31 December 2024, and the statement of income, statement of comprehensive income, statement of cash flows and statement of changes in equity for the year then ended, and notes to the financial statements, including a summary of significant accounting policies.

In our opinion

- the financial statements comply with applicable statutory requirements, and
- the financial statements give a true and fair view of the financial position of the Company as at 31 December 2024, and of its financial performance and its cash flows for the year then ended in accordance with IFRS Accounting Standards as adopted by the EU.

Basis for Opinion

We conducted our audit in accordance with International Standards on Auditing (ISAs). Our responsibilities under those standards are further described in the Auditor's Responsibilities for the Audit of the Financial Statements section of our report. We are independent of the Company as required by relevant laws and regulations in Norway and the International Ethics Standards Board for Accountants' Code of International Ethics for Professional Accountants (including International Independence Standards) (IESBA Code), and we have fulfilled our other ethical responsibilities in accordance with these requirements. We believe that the audit evidence we have obtained is sufficient and appropriate to provide a basis for our opinion.

Other Information

The Board of Directors and the Managing Director (management) is responsible for the information in the Board of Directors' report. Our opinion on the financial statements does not cover the information in the Board of Directors' report.

In connection with our audit of the financial statements, our responsibility is to read the information in the Board of Directors' report. The purpose is to consider if there is material inconsistency between the information in the Board of Directors' report and the financial statements or our knowledge obtained in the audit, or the information in the Board of Directors' report otherwise appears to be materially misstated. If, based on the work we have performed, we conclude that there is a material misstatement of this other information, we are required to report that fact. We have nothing to report in this regard.



Based on our knowledge obtained in the audit, in our opinion the Board of Directors' report is consistent with the financial statements and contains the information required by applicable statutory requirements.

Responsibilities of management for the Financial Statements

Management is responsible for the preparation of financial statements that give a true and fair view in accordance with International Financial Reporting Standards, and for such internal control as management determines is necessary to enable the preparation of financial statements that are free from material misstatement, whether due to fraud or error.

In preparing the financial statements, management is responsible for assessing the Company's ability to continue as a going concern, disclosing, as applicable, matters related to going concern and using the going concern basis of accounting insofar as it is not likely that the enterprise will cease operations.

Auditor's Responsibilities for the Audit of the Financial Statements

Our objectives are to obtain reasonable assurance about whether the financial statements as a whole are free from material misstatement, whether due to fraud or error, and to issue an auditor's report that includes our opinion. Reasonable assurance is a high level of assurance, but is not a guarantee that an audit conducted in accordance with ISAs will always detect a material misstatement when it exists. Misstatements can arise from fraud or error and are considered material if, individually or in the aggregate, they could reasonably be expected to influence the economic decisions of users taken on the basis of these financial statements.

As part of an audit in accordance with ISAs, we exercise professional judgment and maintain professional scepticism throughout the audit. We also:

- Identify and assess the risks of material misstatement of the financial statements, whether due to fraud or error, design and perform audit procedures responsive to those risks, and obtain audit evidence that is sufficient and appropriate to provide a basis for our opinion. The risk of not detecting a material misstatement resulting from fraud is higher than for one resulting from error, as fraud may involve collusion, forgery, intentional omissions, misrepresentations, or the override of internal control.
- Obtain an understanding of internal control relevant to the audit in order to design audit procedures that are appropriate in the circumstances, but not for the purpose of expressing an opinion on the effectiveness of the Company's internal control.
- Evaluate the appropriateness of accounting policies used and the reasonableness of accounting estimates and related disclosures made by management.
- Conclude on the appropriateness of management's use of the going concern basis of accounting and, based on the audit evidence obtained, whether a material uncertainty exists related to events or conditions that may cast significant doubt on the Company's ability to continue as a going concern. If we conclude that a material uncertainty exists, we are required to draw attention in our auditor's report to the related disclosures in the financial statements or, if such disclosures are inadequate, to modify our opinion. Our conclusions are based on the audit evidence obtained up to the date of our auditor's report. However, future events or conditions may cause the Company to cease to continue as a going concern.
- Evaluate the overall presentation, structure and content of the financial statements, including the disclosures, and whether the financial statements represent the underlying transactions and events in a manner that achieves fair presentation.



We communicate with the Board of Directors regarding, among other matters, the planned scope and timing of the audit and significant audit findings, including any significant deficiencies in internal control that we identify during our audit.

Oslo, June 16 2025
Grant Thornton Revisjon AS

Jon Arne Berget
State Authorized Public Accountant (Norway)
(Electronically signed)



Company registration no. 913280741

WEX Europe Services AS

**Annual report and financial statements
for the year ended 31 December 2024**



WEX Europe Services AS

Annual report and financial statements 2024

Contents	Page
Annual report	3
Income statement	6
Statement of comprehensive income	6
Balance sheet	7
Cash flow statement	8
Statement of changes in equity	9
Notes to the financial statements	10



WEX Europe Services AS

Annual report For the year ended 31 December 2024

Nature and location of activities

The principal activity of the company is to provide fuel card payment solutions in Norway. The head office is located in Trollåsen.

Review of the financial statements

Total invoiced sales¹ for the year has decreased from NOK 1,771m in 2023 to NOK 1,459m in 2024. The volume of fuel purchased on the company's payment cards decreased by 13% year on year with the decrease in total invoiced sales value also driven by a decrease in the average sales price. Revenue was NOK 49.3m in 2024 compared to NOK 34.9m in 2023. Revenue as a percentage of total invoiced sales has increased from 2.0% in 2023 to 3.4% in 2024.

Profit before tax has increased from NOK 1.0m in 2023 to NOK 1.5m in 2024. Total comprehensive income for the year has increased from a loss of NOK 0.8m in 2023 to a gain of NOK 1.2m in 2024.

The directors do not propose the payment of a dividend (2023: nil proposed).

1) Total invoiced sales is defined as the total amount invoiced to customers net of VAT

Key performance indicators

Key performance indicators are primarily financial and operational in nature as follows:

- Volume of fuel sold (litres)
- Gross margin on fuel sales (ore per litre)
- Operating expenses
- Applications received and applications approved
- Days sales outstanding

The directors are satisfied as to the performance in the year of each of the key performance indicators.

Principal risks and uncertainties

WEX Europe Services AS has an active and robust corporate governance programme designed to manage strategic and tactical risks which could impact the business. Risks are clearly identified and monitored on a regular basis.

The key risks and uncertainties currently facing the company are the ability to manage operational risks effectively.

Operational risks

Managing the company's businesses is dependent upon the ability to process a large number of transactions efficiently and accurately. Operational risks and losses can result from fraud, employee errors, failure to properly document transactions or to obtain proper internal authorisation, failure to comply with regulatory requirements and business principles, resource shortages, equipment failures, natural disasters or the failure of external systems. Although the company has implemented risk controls and loss mitigation actions, and resources are devoted to developing efficient procedures and to staff training, it is only possible to be reasonably, but not absolutely, certain that such procedures will be effective in controlling the operational risks faced by the company.

Additionally the company operates under a service agreement with the parent company WEX Europe Services Limited (WES) and is therefore reliant on the ability of the parent company to manage its principal risks and uncertainties effectively. Further details of how WES manages these risks are included in the parent company's financial statements.

Market Risk

The company conducts the majority of its business in NOK but is susceptible to changes in currency exchange rates for a minority of transactions in EUR. The company continuously reviews the risk of transactions in EUR and considers its exposure to foreign exchange risk to be small.



WEX Europe Services AS

Annual report For the year ended 31 December 2024

Principal risks and uncertainties (continued)

Credit Risk

The company has implemented policies and procedures which require appropriate credit checks on potential customers before sales are made. The company also has systems and processes to ensure the ongoing monitoring of customer credit worthiness and has in place procedures to enable it to respond where change in customer credit risk is detected.

Liquidity Risk

The company actively manages its finances to ensure that it has sufficient available funds for its operations. It is the directors' understanding that the WEX group companies will continue to provide suitable resources to the company to meet its needs. The company has a process in place to monitor the best financing structure and periodically reviews its strategies.

Directors

The directors of the company that served during the year and to the date of this report, unless otherwise stated, are:

Hilary Rapkin (resigned 15 January 2025)

Katie Turner

Steven Paddock (appointed 15 April 2025)

Equal opportunity

WEX Europe Services AS is committed to encouraging diversity and providing employment without unlawful discrimination. This policy of equal opportunity and non-discrimination extends to recruitment and selection, provision of benefits, pay, promotional opportunities, training and development, disciplinary and dismissal proceedings and every other aspect of employment.

Health and safety

We are committed to ensuring a clean, safe and healthy workplace for our employees, with ergonomically designed desks and we subsidise lunches in a purpose built canteen on-site.

Our Employees must abide by regulations and orders issued to safeguard life, health and property, and use the protective equipment made available.

Continued operations

In accordance with section 3-3(a) of the Norwegian Accounting Act, the Board confirms that the annual accounts have been prepared on a going concern assumption, which the Board believes is appropriate based on the company's strategic plans and financial position.

Director's insurance

The company has no qualifying third party indemnity insurance in place for the benefit of the directors.

Appropriation of profits

The total comprehensive gain for the year is 1,234,000 NOK (2023: loss of NOK 804,000). No dividend has been paid or declared.



WEX Europe Services AS

**Annual report
For the year ended 31 December 2024**

Future developments and events after the balance sheet date

The company continues to benefit from the support of the parent company WEX Europe Services Limited and is working closely with management in the UK to coordinate its response to the ongoing issue.

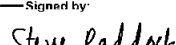
The group is actively exploring opportunities in the Electric Vehicle (EV) market to expand its product offering and meet current customer requirements.

No other significant events occurred after year end.

The directors believe the company's future prospects to be satisfactory.

Signed by:

0172A47F451347C...
Katie Rushton
Member of the Board

Signed by:

099BBE752CC5480...
Steven Paddock
Member of the Board



WEX Europe Services AS

Income statement For the year ended 31 December 2024

	Note	2024 NOK 000s	2023 NOK 000s
Total invoiced sales ¹	5	1,459,234	1,711,087
Revenue	5	49,325	34,928
Other operating expenses		(26,732)	(8,634)
Administrative expenses	6	(13,855)	(17,181)
Operating Profit		8,738	9,113
Finance costs	8	(7,249)	(8,073)
Profit before tax		1,489	1,040
Tax	9	(332)	(229)
Profit for the year		1,157	811

All results are derived from continuing operations.

1) Total invoiced sales is defined as the total amount invoiced to customers net of VAT

Statement of comprehensive income For the year ended 31 December 2024

	Note	2024 NOK 000s	2023 NOK 000s
Profit for the year		1,157	811
Items that will not be reclassified subsequently to profit and loss			
Remeasurement of net defined benefit liability	17	99	(2,070)
Tax impact of remeasurement of net defined benefit liability	9	(22)	455
Total comprehensive income for the year		1,234	(804)



WEX Europe Services AS

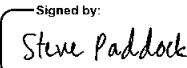
Balance sheet As at 31 December 2024

	Note	2024 NOK 000s	2023 NOK 000s
Non - current assets			
Other intangible assets	10	-	819
Property, plant and equipment	11	-	1
Right-of-use assets	18	205	179
Deferred tax asset	14	3,487	3,841
		<u>3,692</u>	<u>4,840</u>
Current assets			
Trade and other receivables	12	157,777	208,756
Cash and cash equivalents		39,794	17,334
		<u>197,571</u>	<u>226,090</u>
Total assets		<u>201,263</u>	<u>230,930</u>
Liabilities			
Current liabilities			
Trade and other payables	13	(135,403)	(164,236)
Other financial liabilities		(375)	(423)
Lease liabilities	18	(208)	(199)
		<u>(135,986)</u>	<u>(164,858)</u>
Non - current liabilities			
Employee benefit liabilities	17	(11,108)	(13,137)
		<u>(11,108)</u>	<u>(13,137)</u>
Total liabilities		<u>(147,094)</u>	<u>(177,995)</u>
NET ASSETS		<u>54,169</u>	<u>52,935</u>
Issued capital and reserves attributable to owners			
Share capital	19	210	210
Share premium	20	44,790	44,790
Retained earnings		9,169	7,935
TOTAL EQUITY		<u>54,169</u>	<u>52,935</u>

The financial statements of WEX Europe Services AS, registered number 913280741, were approved by the Board of Directors and authorised for issue on 13 June 2025.

Signed by:

0172A47F451347C...
Katie Rushton
Member of the Board

Signed by:

099BBE752CC5480...
Steven Paddock
Member of the Board



WEX Europe Services AS

Cash flow statement For the year ended 31 December 2024

	Note	2024 NOK 000s	2023 NOK 000s
Profit for the year		1,157	811
Finance costs		7,249	8,073
Income tax expense		655	229
Depreciation of property, plant and equipment		3	2
Depreciation of right-of-use asset		803	713
Amortisation of intangible fixed assets		819	894
Increase in provisions and employee benefits		(1,435)	(303)
		<u>9,251</u>	<u>10,419</u>
Decrease in trade and other receivables (Decrease)/Increase in trade and other payables		50,978 (7,264)	9,847 3,968
Cash generated from/(used by) operations		52,965	24,234
Interest paid		(7,743)	(8,505)
Income taxes paid		(324)	-
Net cash flow from operating activities		44,898	(15,729)
Investing activities			
Purchase of property, plant and equipment		(2)	1
Proceeds from sale of equipment		-	-
Net cash used in investing activities		(2)	1
Financing activities			
Repayment of lease liabilities		(868)	(796)
Related party funding	15	(21,568)	(40,166)
Net cash from financing activities		(22,436)	(40,962)
Net increase/(decrease) in cash and cash equivalents		22,460	(25,232)
Cash and cash equivalents at beginning of year		17,334	42,566
Effect of foreign exchange rate changes		-	-
Cash and cash equivalents at end of year		<u>39,794</u>	<u>17,334</u>



WEX Europe Services AS

Statement of changes in equity

	Share capital NOK 000s	Share premium NOK 000s	Retained earnings NOK 000s	Total NOK 000s
At 1 January 2023	210	44,790	8,739	53,739
Profit for the year	-	-	811	811
Other comprehensive income for the year	-	-	(1,615)	(1,615)
Total comprehensive income for the year	-	-	(804)	(804)
At 31 December 2023	<u>210</u>	<u>44,790</u>	<u>7,935</u>	<u>52,935</u>
Profit for the year	-	-	1,157	1,157
Other comprehensive income for the year	-	-	77	77
Total comprehensive income for the year	-	-	1,234	1,234
At 31 December 2024	<u>210</u>	<u>44,790</u>	<u>9,169</u>	<u>54,169</u>



WEX Europe Services AS

Notes to the financial statements For the year ended 31 December 2024

1. Company information

The financial statements of the company for the year ended 31 December 2024 were authorised for issue in accordance with a resolution of the directors on 13 June 2025.

The company is a limited company incorporated in Norway.

The address of the registered office is:

Rosenholm Campus
Rosenholmveien 25
1414 Trollåsen
Norway

The principal activity of the company during the year was that of providing fuel card payment solutions to its customers in Norway. Information on its ultimate parent is presented in Note 22.

The financial statements are presented in Norwegian Krone (NOK), because that is the currency of the primary economic environment in which the company operates.

2. Adoption of new and revised standards

New and amended IFRS Standards that are effective for the current year

In the current year, the group has applied the below amendments to IFRS Standards and Interpretations issued by the Board that are effective for an annual period that begins on or after 1 January 2024. Their adoption has not had any material impact on the disclosures or on the amounts reported in these financial statements.

Amendments to IAS 7 Statement of Cash Flows and IFRS 7 Financial Instruments: Disclosures titled Supplier Finance Arrangements

The company has adopted the amendments to IAS 7 and IFRS 7 titled Supplier Finance Arrangements for the first time in the current year.

The amendments add a disclosure objective to IAS 7 stating that an entity is required to disclose information about its supplier finance arrangements that enables users of financial statements to assess the effects of those arrangements on the entity's liabilities and cash flows. In addition, IFRS 7 is amended to add supplier finance arrangements as an example within the requirements to disclose information about an entity's exposure to concentration of liquidity risk.

The amendments contain specific transition provisions for the first annual reporting period in which the company applies the amendments. Under the transitional provisions an entity is not required to disclose:

(a) comparative information for any reporting periods presented before the beginning of the annual reporting period in which the entity first applies those amendments.

(b) the information otherwise required by IAS 7:44H(b)(ii)–(iii) as at the beginning of the annual reporting period in which the entity first applies those amendments.

Amendments to IAS 1 Classification of Liabilities as Current or Non-current

The company has adopted the amendments to IAS 1, published in January 2020, for the first time in the current year.

The amendments affect only the presentation of liabilities as current or non-current in the statement of financial position and not the amount or timing of recognition of any asset, liability, income or expenses, or the information disclosed about those items.



Notes to the financial statements
For the year ended 31 December 2024

2. Adoption of new and revised standards (continued)

The amendments clarify that the classification of liabilities as current or non-current is based on rights that are in existence at the end of the reporting period, specify that classification is unaffected by expectations about whether an entity will exercise its right to defer settlement of a liability, explain that rights are in existence if covenants are complied with at the end of the reporting period, and introduce a definition of 'settlement' to make clear that settlement refers to the transfer to the counterparty of cash, equity instruments, other assets or services

Amendments to IAS 1 Non-current Liabilities with Covenants

The company has adopted the amendments to IAS 1, published in November 2022, for the first time in the current year.

The amendments specify that only covenants that an entity is required to comply with on or before the end of the reporting period affect the entity's right to defer settlement of a liability for at least twelve months after the reporting date (and therefore must be considered in assessing the classification of the liability as current or non-current). Such covenants affect whether the right exists at the end of the reporting period, even if compliance with the covenant is assessed only after the reporting date (e.g. a covenant based on the entity's financial position at the reporting date that is assessed for compliance only after the reporting date).

The IASB also specifies that the right to defer settlement of a liability for at least twelve months after the reporting date is not affected if an entity only has to comply with a covenant after the reporting period. However, if the entity's right to defer settlement of a liability is subject to the entity complying with covenants within twelve months after the reporting period, an entity discloses information that enables users of financial statements to understand the risk of the liabilities becoming repayable within twelve months after the reporting period. This would include information about the covenants (including the nature of the covenants and when the entity is required to comply with them), the carrying amount of related liabilities and facts and circumstances, if any, that indicate that the entity may have difficulties complying with the covenants.

Amendments to IFRS 16 Leases— Lease Liability in a Sale and Leaseback

The company has adopted the amendments to IFRS 16 for the first time in the current year.

The amendments to IFRS 16 add subsequent measurement requirements for sale and leaseback transactions that satisfy the requirements in IFRS 15 Revenue from Contracts with Customers to be accounted for as a sale. The amendments require the seller-lessee to determine 'lease payments' or 'revised lease payments' such that the seller-lessee does not recognise a gain or loss that relates to the right of use retained by the seller-lessee, after the commencement date.



WEX Europe Services AS

Notes to the financial statements For the year ended 31 December 2024

2. Adoption of new and revised standards (continued)

Amendments to IFRS 16 Leases— Lease Liability in a Sale and Leaseback

The amendments do not affect the gain or loss recognised by the seller-lessee relating to the partial or full termination of a lease. Without these new requirements, a seller-lessee may have recognised a gain on the right of use it retains solely because of a remeasurement of the lease liability (for example, following a lease modification or change in the lease term) applying the general requirements in IFRS 16. This could have been particularly the case in a leaseback that includes variable lease payments that do not depend on an index or rate.

As part of the amendments, the IASB amended an Illustrative Example in IFRS 16 and added a new example to illustrate the subsequent measurement of a right-of-use asset and lease liability in a sale and leaseback transaction with variable lease payments that do not depend on an index or rate. The illustrative examples also clarify that the liability that arises from a sale and leaseback transaction that qualifies as a sale applying IFRS 15 is a lease liability.

A seller-lessee applies the amendments retrospectively in accordance with IAS 8 to sale and leaseback transactions entered into after the date of initial application, which is defined as the beginning of the annual reporting period in which the entity first applied IFRS 16.

3. Significant accounting policies

Basis of accounting

These financial statements have been prepared in accordance with International Financial Reporting Standards, International Accounting Standards and Interpretations (collectively IFRS).

The preparation of financial statements in compliance with adopted IFRS requires the use of certain critical accounting estimates. It also requires management to exercise judgement in applying the Group's accounting policies. The areas where significant judgements and estimates have been made in preparing the financial statements and their effect are disclosed in Note 4.

Where relevant, equivalent disclosures have been given in the group accounts of WEX Inc. The group accounts of WEX Inc. are available to the public and can be obtained as set out in note 22.

The financial statements have been prepared on the historical cost basis. Historical cost is generally based on the fair value of the consideration given in exchange for goods and services.

Fair value is the price that would be received to sell an asset or paid to transfer a liability in an orderly transaction between market participants at the measurement date, regardless of whether that price is directly observable or estimated using another valuation technique. In estimating the fair value of an asset or a liability, the company takes into account the characteristics of the asset or liability if market participants would take those characteristics into account when pricing the asset or liability at the measurement date. Fair value for measurement and/or disclosure purposes in these consolidated financial statements is determined on such a basis, except for share-based payment transactions that are within the scope of IFRS 2, leasing transactions that are within the scope of IAS 17, and measurements that have some similarities to fair value but are not fair value, such as net realisable value in IAS 2 or value in use in IAS 36.

The principal accounting policies, which have been applied consistently in the current and prior year, are set out below.



WEX Europe Services AS

Notes to the financial statements For the year ended 31 December 2024

3. Significant accounting policies (continued)

Revenue recognition

The company recognises revenue from the following major sources:

- Sales to customers for fuel drawn using the Esso Card at Esso branded forecourts across Europe using the Esso Card
- Sales to customers for fuel drawn at other forecourts across Europe under various reciprocal arrangements allowing acceptance of the Esso Card
- Charges for usage of various toll roads across Europe
- Account and transaction processing fees charged to customers for use of the Esso Card

Sales to customers (Esso branded and other forecourts)

The company processes purchases of fuel made on the Esso Card and invoices these to customers. Revenue on these transactions is recognised net of the cost of purchasing the fuel from the supplier. Revenue is recognised at the point of sale at the forecourt as this is the point at which the performance obligation has been satisfied.

Toll road transactions

The company processes toll road transactions made on the Esso Card and invoices these to customers. Revenue on these transactions is recognised net of the cost of purchasing the toll transaction from the supplier. Revenue is recognised at the point of completion of the toll road usage, generally the exit point of the toll road, as this is the point at which the right to consideration and the obligation to pay the supplier becomes unconditional.

Fees

The company invoices fees to customers relating to various aspects of using the Esso Card. Revenue is recognised as the value of the fee charged net of VAT. Revenue is recognised at the point of invoicing as the performance obligations associated with providing these services is considered to be satisfied over a short period of time (e.g. monthly).

Total invoiced sales

As a memorandum disclosure, total invoiced sales represent the total value of invoiced sales net of VAT made to customers for products and services provided by the company. The company reports total transaction value since management believes it reflects more accurately the cash flow within the company.

Finance costs

All costs in respect of borrowing are recognised in the profit and loss, in the period in which they occur.

Foreign currencies

Transactions in currencies other than the entity's functional currency (foreign currencies) are recognised at the rates of exchange prevailing on the dates of the transactions. At each balance sheet date, monetary assets and liabilities that are denominated in foreign currencies are retranslated at the rates prevailing at that date. Non-monetary items that are measured in terms of historical cost in a foreign currency are not retranslated.

Exchange differences are recognised in profit or loss in the period in which they arise.

Operating profit

Operating profit is stated before investment income and finance costs.



WEX Europe Services AS

Notes to the financial statements For the year ended 31 December 2024

3. Significant accounting policies (continued)

Impairment of tangible and intangible assets excluding goodwill

At each balance sheet date, the company reviews the carrying amounts of its tangible and intangible assets to determine whether there is any indication that those assets have suffered an impairment loss. If any such indication exists, the recoverable amount of the asset is estimated to determine the extent of the impairment loss (if any). Where the asset does not generate cash flows that are independent from other assets, the group estimates the recoverable amount of the cash-generating unit to which the asset belongs. When a reasonable and consistent basis of allocation can be identified, corporate assets are also allocated to individual cash-generating units, or otherwise they are allocated to the smallest group of cash-generating units for which a reasonable and consistent allocation basis can be identified.

Recoverable amount is the higher of fair value less costs of disposal and value in use. In assessing value in use, the estimated future cash flows are discounted to their present value using a pre-tax discount rate that reflects current market assessments of the time value of money and the risks specific to the asset for which the estimates of future cash flows have not been adjusted.

If the recoverable amount of an asset (or cash-generating unit) is estimated to be less than its carrying amount, the carrying amount of the asset (or cash-generating unit) is reduced to its recoverable amount. An impairment loss is recognised immediately in profit or loss, unless the relevant asset is carried at a revalued amount, in which case the impairment loss is treated as a revaluation decrease.

Where an impairment loss subsequently reverses, the carrying amount of the asset (or cash-generating unit) is increased to the revised estimate of its recoverable amount, but so that the increased carrying amount does not exceed the carrying amount that would have been determined had no impairment loss been recognised for the asset (or cash-generating unit) in prior years. A reversal of an impairment loss is recognised immediately in profit or loss, unless the relevant asset is carried at a revalued amount, in which case the reversal of the impairment loss is treated as a revaluation increase.

Taxation

The tax expense represents the sum of the tax currently payable and deferred tax.

Current tax

The tax currently payable is based on taxable profit for the year. Taxable profit differs from net profit as reported in the income statement because it excludes items of income or expense that are taxable or deductible in other years and it further excludes items that are never taxable or deductible. The company's liability for current tax is calculated using tax rates that have been enacted or substantively enacted by the balance sheet date.

Deferred tax

Deferred tax is the tax expected to be payable or recoverable on differences between the carrying amounts of assets and liabilities in the financial statements and the corresponding tax bases used in the computation of taxable profit, and is accounted for using the balance sheet liability method. Deferred tax liabilities are generally recognised for all taxable temporary differences and deferred tax assets are recognised to the extent that it is probable that taxable profits will be available against which deductible temporary differences can be utilised.

Deferred tax liabilities are recognised for taxable temporary differences arising on investments in subsidiaries and associates, and interests in joint ventures, except where the group is able to control the reversal of the temporary difference and it is probable that the temporary difference will not reverse in the foreseeable future. Deferred tax assets arising from deductible temporary differences associated with such investments and interests are only recognised to the extent that it is probable that there will be sufficient taxable profits against which to utilise the benefits of the temporary differences and they are expected to reverse in the foreseeable future.



WEX Europe Services AS

Notes to the financial statements For the year ended 31 December 2024

3. Significant accounting policies (continued)

The carrying amount of deferred tax assets is reviewed at each balance sheet date and reduced to the extent that it is no longer probable that sufficient taxable profits will be available to allow all or part of the asset to be recovered.

Deferred tax is calculated at the tax rates that are expected to apply in the period when the liability is settled or the asset is realised based on tax laws and rates that have been enacted or substantively enacted at the balance sheet date. Deferred tax is charged or credited in the income statement, except when it relates to items charged or credited in other comprehensive income, in which case the deferred tax is also dealt with in other comprehensive income.

The measurement of deferred tax liabilities and assets reflects the tax consequences that would follow from the manner in which the company expects, at the end of the reporting period, to recover or settle the carrying amount of its assets and liabilities.

Deferred tax assets and liabilities are offset when there is a legally enforceable right to set off current tax assets against current tax liabilities and when they relate to income taxes levied by the same taxation authority and the company intends to settle its current tax assets and liabilities on a net basis.

Current tax and deferred tax for the year

Current and deferred tax are recognised in profit or loss, except when they relate to items that are recognised in other comprehensive income or directly in equity, in which case, the current and deferred tax are also recognised in other comprehensive income or directly in equity respectively.

Goodwill & intangible assets

The company classifies intangible assets in the following categories:

- intangible assets with finite lives subject to amortisation
- goodwill

Following initial recognition at either cost or fair value, intangible assets are carried at cost less accumulated amortisation and accumulated impairment losses.

Intangible assets with finite lives are amortised over their useful lives and assessed for impairment whenever there is an indication that the asset may be impaired. The amortisation method for an intangible asset with a finite useful life is reviewed at least at the end of each reporting period. Changes in the expected useful life or the expected pattern of consumption of future economic benefits embodied in the asset is accounted for by changing the amortisation period or method, as appropriate, and are treated as changes in accounting estimates. The amortisation expense on intangible assets with finite lives is recognised in the income statement in the expense category consistent with the function of the intangible asset.

Gains or losses arising from de-recognition of an intangible asset are measured as the difference between the net disposal proceeds and the carrying amount of the asset and are recognised in the income statement when the asset is derecognised.

Goodwill is tested for impairment annually and when circumstances indicate that the carrying value may be impaired. Impairment is determined for goodwill by assessing the recoverable amount of each cash generating unit to which the goodwill relates. Where the recoverable amount of the cash generating unit is less than their carrying amount, an impairment loss is recognised.



Notes to the financial statements For the year ended 31 December 2024

3. Significant accounting policies (continued)

Property, plant and equipment

Property, plant and equipment is stated at cost less accumulated depreciation and any recognised impairment in value. Replacements, renewals and improvements are capitalised and costs for repair and maintenance are expensed as incurred. Improvements are capitalised and costs for repair and maintenance are expensed as incurred. Property, plant and equipment is depreciated on a straight-line basis over its anticipated useful economic life as shown below. Leasehold improvements are primarily depreciated using the straight-line method over the lesser of the useful life of the asset or over the remaining lease term.

The anticipated useful lives by category are:

Plant & Machinery	3 years
Fixtures & Fittings	3 to 5 years
Computer Hardware	18 months to 7 years
Leasehold Improvements	up to 5 years

Financial instruments – Classification and measurement

Financial assets

Financial assets primarily include trade receivables, cash and cash equivalents (comprising principally cash at bank), and related party receivables.

– Trade receivables are classified as ‘held to collect’ and measured at the transaction price.

– Cash and cash equivalents (consisting of balances with banks and other financial institutions). Cash balances are measured at fair value through profit and loss (FVPL).

Financial liabilities

Financial liabilities primarily consist of trade payables, borrowings and related party payables.

The classification of financial liabilities under IFRS 9 is unchanged with respect to the previous requirements under IAS 32 and all the Company’s financial liabilities are classified and measured at amortised cost.

Financial instruments – Impairment of financial assets

IFRS 9 codifies the basis for the accounting of expected credit losses (ECLs) on financial assets. The Company has adopted the simplified approach to provide for ECLs, measuring the loss allowance at a probability weighted amount that considers reasonable and supportable information about past events, current conditions and forecasts of future economic conditions of the customers. The ECLs are updated at each reporting date to reflect changes in credit risk since initial recognition. ECLs are calculated for all financial assets in scope, regardless of whether or not they are overdue or not.

Retirement Benefit Costs

Payments to defined contribution retirement benefit schemes are charged as an expense as they fall due. Payments to state-managed retirement benefit schemes are dealt with as payments to defined contribution schemes where the group’s obligations under the schemes are equivalent to those arising in a defined contribution retirement benefit scheme.

Defined benefit scheme surpluses and deficits are measured at:

- The fair value of plan assets at the reporting date; less
- Plan liabilities calculated using the projected unit credit method discounted to its present value using yields available on high quality corporate bonds that have maturity dates approximating to the terms of the liabilities; plus
- Unrecognised past service costs; less
- The effect of minimum funding requirements agreed with scheme trustees.

**Notes to the financial statements
For the year ended 31 December 2024****3. Significant accounting policies (continued)**

Remeasurements of the net defined obligation are recognised directly within equity. The remeasurements include:

- Actuarial gains and losses
- Return on plan assets (interest exclusive)
- Any asset ceiling effects (interest exclusive).

Service costs are recognised in profit or loss, and include current and past service costs as well as gains and losses on curtailments.

Net interest expense (income) is recognised in profit or loss, and is calculated by applying the discount rate used to measure the defined benefit obligation (asset) at the beginning of the annual period to the balance of the net defined benefit obligation (asset), considering the effects of contributions and benefit payments during the period.

Gains or losses arising from changes to scheme benefits or scheme curtailment are recognised immediately in profit or loss.

Settlements of defined benefit schemes are recognised in the period in which the settlement occurs.

Leases**The company as a lessee**

The company assesses whether a contract is or contains a lease, at inception of the contract. The company recognises a right-of-use asset and a corresponding lease liability with respect to all lease arrangements in which it is the lessee, except for short-term leases (defined as leases with a lease term of 12 months or less) and leases of low value assets (such as tablets and personal computers, small items of office furniture, telephones and coffee machines). For these leases, the company recognises the lease payments as an operating expense on a straight-line basis over the term of the lease unless another systematic basis is more representative of the time pattern in which economic benefits from the leased assets are consumed.

The lease liability is initially measured at the present value of the lease payments that are not paid at the commencement date, discounted by using the rate implicit in the lease. If this rate cannot be readily determined, the lessee uses its incremental borrowing rate.

Lease payments included in the measurement of the lease liability comprise:

- Fixed lease payments (including in-substance fixed payments), less any lease incentives receivable;
- Variable lease payments that depend on an index or rate, initially measured using the index or rate at the commencement date;
- The amount expected to be payable by the lessee under residual value guarantees;
- The exercise price of purchase options, if the lessee is reasonably certain to exercise the options; and
- Payments of penalties for terminating the lease, if the lease term reflects the exercise of an option to terminate the lease.

The lease liability is presented as a separate line in the consolidated statement of financial position.

The lease liability is subsequently measured by increasing the carrying amount to reflect interest on the lease liability (using the effective interest method) and by reducing the carrying amount to reflect the lease payments made.



WEX Europe Services AS

Notes to the financial statements For the year ended 31 December 2024

3. Significant accounting policies (continued)

The company remeasures the lease liability (and makes a corresponding adjustment to the related right-of-use asset) whenever:

- The lease term has changed or there is a significant event or change in circumstances resulting in a change in the assessment of exercise of a purchase option, in which case the lease liability is remeasured by discounting the revised lease payments using a revised discount rate.
- The lease payments change due to changes in an index or rate or a change in expected payment under a guaranteed residual value, in which cases the lease liability is remeasured by discounting the revised lease payments using an unchanged discount rate (unless the lease payments change is due to a change in a floating interest rate, in which case a revised discount rate is used).
- A lease contract is modified and the lease modification is not accounted for as a separate lease, in which case the lease liability is remeasured based on the lease term of the modified lease by discounting the revised lease payments using a revised discount rate at the effective date of the modification.

The company did not make any such adjustments during the periods presented.

Where substantially all of the risks and rewards incidental to ownership of a leased asset have been transferred to the Company (a "finance lease"), the asset is treated as if it had been purchased outright. The amount initially recognised as an asset is the lower of the fair value of the leased property and the present value of the minimum lease payments payable over the term of the lease. The corresponding lease commitment is shown as a liability. Lease payments are analysed between capital and interest. The interest element is charged to the consolidated statement of comprehensive income over the period of the lease and is calculated so that it represents a constant proportion of the lease liability. The capital element reduces the balance owed to the lessor.

Where substantially all of the risks and rewards incidental to ownership are not transferred to the Company (an "operating lease"), the total rentals payable under the lease are charged to the statement of comprehensive income on a straight-line basis over the lease term. The aggregate benefit of lease incentives is recognised as a reduction of the rental expense over the lease term on a straight-line basis.

The right-of-use assets comprise the initial measurement of the corresponding lease liability, lease payments made at or before the commencement day, less any lease incentives received and any initial direct costs. They are subsequently measured at cost less accumulated depreciation and impairment losses.

Whenever the company incurs an obligation for costs to dismantle and remove a leased asset, restore the site on which it is located or restore the underlying asset to the condition required by the terms and conditions of the lease, a provision is recognised and measured under IAS 37. To the extent that the costs relate to a right-of-use asset, the costs are included in the related right-of-use asset, unless those costs are incurred to produce inventories.

Right-of-use assets are depreciated over the shorter period of lease term and useful life of the underlying asset. If a lease transfers ownership of the underlying asset or the cost of the right-of-use asset reflects that the company expects to exercise a purchase option, the related right-of-use asset is depreciated over the useful life of the underlying asset. The depreciation starts at the commencement date of the lease.

The right-of-use assets are presented as a separate line in the consolidated statement of financial position.

The company applies IAS 36 to determine whether a right-of-use asset is impaired and accounts for any identified impairment loss as incurred.



WEX Europe Services AS

**Notes to the financial statements
For the year ended 31 December 2024**

4. Critical accounting judgements and key sources of estimation uncertainty

In the application of the company's accounting policies, which are described in note 3, the directors are required to make judgements, estimates and assumptions about the carrying amounts of assets and liabilities that are not readily apparent from other sources. The estimates and associated assumptions are based on historical experience and other factors that are considered to be relevant. Actual results may differ from these estimates.

The estimates and underlying assumptions are reviewed on an ongoing basis. Revisions to accounting estimates are recognised in the period in which the estimate is revised if the revision affects only that period, or in the period of the revision and future periods if the revision affects both current and future periods.

Critical judgements in applying the company's accounting policies

The directors have considered whether there are any critical judgements, apart from those involving estimations (which are dealt with separately below), that are necessary in the process of applying the Group's accounting policies and have the most significant effect on the amounts recognised in financial statements. They have concluded that there are no critical judgements relevant to the company.

Key sources of estimation uncertainty

The directors have considered whether there are any key assumptions concerning the future, and other key sources of estimation uncertainty at the reporting period that may have a significant risk of causing a material adjustment to the carrying amounts of assets and liabilities within the next financial year. They have concluded that there are no key assumptions relevant to the company.



WEX Europe Services AS

Notes to the financial statements For the year ended 31 December 2024

5. Revenue and total invoiced sales

	2024 NOK 000s	2023 NOK 000s
Total invoiced sales	1,459,234	1,711,087
Total invoiced costs	(1,409,909)	(1,676,159)
Revenue	49,325	34,928

Total invoiced sales and costs

As a memorandum disclosure, total invoiced sales represent the total value of all sales made to customers for products and services provided by the group. Likewise total invoiced costs represent the total value of all costs from suppliers for products and services provided to the group. The group reports total transaction value since management believes it reflects more accurately the cash flow within the group.

All revenue is derived from fuel card payment solutions in Norway.

6. Profit for the year

Profit for the year has been arrived at after charging/(crediting):

	2024 NOK 000s	2023 NOK 000s
Foreign exchange (gains)/losses	(5)	12
Depreciation of property, plant and equipment	1	2
Depreciation of right-of-use assets	803	714
Amortisation of other intangible assets	819	894
Auditor's remuneration	1,033	351
Staff costs	8,027	12,013

No other services were provided by the auditor in either the current or prior year.



WEX Europe Services AS

Notes to the financial statements For the year ended 31 December 2024

7. Staff costs

The average monthly number of employees (including executive directors) was:

	2024 Number	2023 Number
Sales	6	6
Operations	8	8
	<u>14</u>	<u>14</u>

Employee benefit expenses comprise:

	2024 NOK 000s	2023 NOK 000s
Wages and salaries	5,893	9,070
Social security costs	1,107	1,318
Pension costs	953	1,492
Other employee costs	74	133
	<u>8,027</u>	<u>12,013</u>

For the year ended 31 December 2024 directors emoluments were paid by a fellow group undertaking and were not recharged to the company (2023: same). Directors received no benefits for their services to the company.

8. Finance Costs

	2024 NOK 000s	2023 NOK 000s
Net interest on related party balances	6,741	7,594
Interest expense on lease	15	47
Net interest expense on defined benefit obligation	494	432
	<u>7,249</u>	<u>8,073</u>



WEX Europe Services AS

Notes to the financial statements For the year ended 31 December 2024

9. Tax

	2024 NOK 000s	2023 NOK 000s
Current tax		
Corporation tax	-	-
Total current tax	-	-
Deferred tax		
Origination and reversal of temporary differences	332	229
Total deferred tax	332	229
	<u>332</u>	<u>229</u>

The income tax expense for the year can be reconciled to the profit in the income statement as follows:

	2024 NOK 000s	2023 NOK 000s
Profit before tax from continuing operations	1,489	1,040
Income tax expense calculated at 22% (2023: 22%) and Tax expense for the year	<u>332</u>	<u>229</u>

Tax for future periods has been confirmed at 22% from 1 January 2025 (22% from 1 January 2024).

In addition to the amount charged to the income statement, the following amounts relating to tax have been charged in other comprehensive income:

	2024 NOK 000s	2023 NOK 000s
Deferred Tax		
Items that will not be reclassified subsequently to profit or loss		
Remeasurement of net defined benefit liability	24	(455)
Total income tax recognised in equity	<u>24</u>	<u>(455)</u>



WEX Europe Services AS

Notes to the financial statements
For the year ended 31 December 2024

10. Other intangible Assets

	Fuel Card Service Agreement NOK 000s	Computer Software NOK 000s	Total NOK 000s
Cost			
At 1 January 2023, at 31 December 2023 and at 31 December 2024	15,409	156	15,565
Accumulated amortisation and impairment			
On 1 January 2023	(13,697)	(156)	(13,853)
Amortisation	(893)	-	(893)
At 31 December 2023	(14,590)	(156)	(14,746)
Amortisation	(819)	-	(819)
At 31 December 2024	(15,409)	(156)	(15,565)
Net book value			
At 31 December 2024	-	-	-
At 31 December 2023	819	-	819



Notes to the financial statements
For the year ended 31 December 2024

11. Property, plant and equipment

	Plant and Machinery NOK 000's	Fixtures and Fittings NOK 000's	Computer Hardware NOK 000's	Leasehold Improvements NOK 000's	Total NOK 000's
Cost					
On 1 January 2023	33	619	895	433	1,980
Disposals	(8)	-	-	-	(8)
At 31 December 2023	25	619	895	433	1,972
Disposals	(6)	-	-	-	(6)
At 31 December 2024	19	619	895	433	1,966
Accumulated depreciation					
On 1 January 2023	(29)	(619)	(895)	(433)	(1,976)
Depreciation	(3)	-	-	-	(3)
Disposals	8	-	-	-	8
At 31 December 2023	(24)	(619)	(895)	(433)	(1,971)
Depreciation	-	-	-	-	-
Disposals	5	-	-	-	5
At 31 December 2024	(19)	(619)	(895)	(433)	(1,966)
Net Book Value					
31 December 2024	-	-	-	-	-
31 December 2023	1	-	-	-	1



WEX Europe Services AS

Notes to the financial statements For the year ended 31 December 2024

12. Trade and other receivables

	2024 NOK 000s	2023 NOK 000s
Trade receivables	157,758	208,574
Allowance for doubtful debts	(1,566)	(1,887)
Other Debtors	233	5
	<u>156,426</u>	<u>206,692</u>
Prepayments	1,352	2,064
	<u>157,777</u>	<u>208,756</u>

Trade receivables disclosed above are classified as loans and receivables and are therefore measured at amortised cost. The average credit period taken on sale of goods is 39 days (2023: 44 days). No interest is charged on the receivables. The directors consider that the carrying value of trade and other receivables is approximately equal to their fair value.

13. Trade and other payables

	2024 NOK 000s	2023 NOK 000s
Trade creditors and accruals	17,224	31,706
Other payables	22,474	21,996
Amounts owed to fellow group undertakings	95,707	110,534
	<u>135,405</u>	<u>164,236</u>

Trade creditors and accruals principally comprise amounts outstanding for trade purchases and ongoing costs. The average credit period taken for trade purchases is 4 days (2023: 7 days). For most suppliers no interest is charged on the trade payables. Thereafter, interest is charged on the outstanding balances at various interest rates. The company has financial risk management policies in place to ensure that all payables are paid within the pre-agreed credit terms.

The directors consider that the carrying amount of trade payables approximates to their fair value.



WEX Europe Services AS

Notes to the financial statements For the year ended 31 December 2024

14. Deferred tax

The following are the major deferred tax liabilities and assets recognised by the company and movements thereon during the current and prior reporting period.

	Accelerated tax depreciation NOK 000s	Retirement benefit obligations NOK 000s	Other temporary differences NOK 000s	Total NOK 000s
At 1 January 2023	166	2,597	852	3,615
Charge/(credit) to profit or loss	15	(162)	(82)	(229)
Charge to other comprehensive income	-	455	-	455
At 1 January 2024	181	2,890	770	3,841
Charge/(credit) to profit or loss	108	(424)	(16)	(332)
Charge to other comprehensive income	-	(22)	-	(22)
At 31 December 2024	289	2,444	754	3,487

15. Notes to the cash flow statement

Changes in liabilities arising from financing activities

The table below details changes in the company's liabilities arising from financing activities, including both cash and non-cash changes. Liabilities arising from financing activities are those for which cash flows were, or future cash flows will be, classified in the company's cash flow statement as cash flows from financing activities.

	1 January 2024 NOK 000s	Financing cash flows NOK 000s	Impact of foreign exchange NOK 000s	Other changes (i) NOK 000s	31 December 2024 NOK 000s
Net loans from related parties	110,534	(21,568)	-	6,741	95,707

(i) Other changes include interest accruals and payments.



Notes to the financial statements For the year ended 31 December 2024

16. Contractual obligations: minimum volume commitments

The company is required to purchase a minimum amount of fuel from its suppliers on an annual basis. If the minimum requirement is not fulfilled, the company is subject to penalties based on the amount of spend below the minimum annual volume commitment. The minimum annual volume commitment is capped across the WEX Europe Limited group of companies at €1.5 million per annum for 2025. The table below represents the company's potential maximum annual penalty at the balance sheet date assuming that no fuel is purchased under these commitments and stated at the foreign exchange rate prevailing at 31 December 2024.

	2024 NOK 000s	2023 NOK 000s
Within one year	17,677	16,846
In the second year	-	16,846
	<u>17,677</u>	<u>33,692</u>

17. Retirement benefit schemes

Defined contribution scheme

The company operates 2 defined contribution retirement schemes for all qualifying employees. The assets of the scheme are held separately from those of the group in funds under the control of trustees. Contributions for the year were NOK 0.7m (2023: NOK 1.1m).

Defined benefit schemes

The company operates the following unfunded pension plans:

Early retirement schemes:

- (i) Pension promise from age 65 to 67

The company provides a retirement scheme from age 65 to 67 to all employees transferred from ExxonMobil. The retirement benefit is 66% of final salary after 30 years of (minimum) service. The pension payments are paid from the company. The pension promise is not a vested right if an employee leaves the company before the age of 65.

- (ii) Early retirement scheme from age of 62

The company provides an early retirement scheme from age 62 to all employees transferred from ExxonMobil, if the sum of service years and age is 92 or greater. Each employee can choose to withdraw at any time between the ages of 62 and 65. The annual pension is reduced by 3% per year from 66% at age 65 (0.25% per month). The pension promise is not a vested right if an employee leaves the company before the age of 62, or if the employee does not retire before 65.

Compensation schemes:

- (i) Defined contribution (DC) compensation plan

The company provides DC compensation contribution for employees that voluntary withdraw with early retirement between age 62 and 65. This compensation is eligible only until age 65 and is expected to be accumulated in an unfunded arrangement. The contribution is defined equal to the DC contributions (currently defined as 7% for salary up to 7,1G and 25,1% between 7,1-12G). The unfunded accrual will increase with interest equal to asset return in a DC fund with a low risk profile (maximum 20% in equities). The pension payments are paid from age 67 over a defined number of years (or a lump-sum payment if accumulated rights are lower than a pre-defined amount).



WEX Europe Services AS

Notes to the financial statements For the year ended 31 December 2024

17. Retirement benefit scheme (continued)

(ii) Compensation for loss in defined benefit (DB) rights

The company provides compensation contributions for employees that are expected to be worse off in the current DC plan compared to the ExxonMobil DB plan (The ExxonMobil DB pension promise was 66% of final salary from age 67). Mercer has calculated a monthly accrual for the 4 employees in question. The accrual is defined as a percentage of salary and is expected to be accumulated in an unfunded arrangement. The unfunded accrual will increase with interest equal to the asset return in a DC fund with a medium risk profile (maximum 50% in equities) until age 57 and a DC fund with a low risk profile (maximum 20% in equities) after age 57. The pension payments are paid by WEX Europe Services AS from age 67 over a defined number of years (or a lump-sum payment if accumulated rights are lower than a pre-defined amount).

The accumulated rights are expected to be paid in a lump-sum if an employee terminates their working contract.

Top Hat plan:

(i) Pension for salary above 12G (Top Hat)

The company provides a retirement scheme for salary above 12G (where G refers to the public pension base rate, "Grunnpensjon", set annually by the Norwegian Parliament) and is expected to be accumulated in an unfunded arrangement. The contribution is defined as 25.1% of salary above 12G. The unfunded accrual will increase with interest equal to the asset return in a DC fund with a medium risk profile (maximum 50% in equities) until age 57 and a DC fund with a low risk profile (maximum 20% in equities) after age 57. The pension payments are paid by WEX Europe Services AS from age 67 over a defined number of years (or a lump-sum payment if accumulated rights are lower than a pre-defined amount).

The accumulated rights are expected to be paid in a lump-sum if an employee terminates their working contract.

An employee may be a member of more than one plan.

	All Plans Total 2024 NOK 000s	All Plans Total 2023 NOK 000s
Change in benefit obligation		
Benefit obligation at start of year	13,138	11,803
Current service cost	244	390
Interest expense	495	432
Benefits paid	(2,668)	(1,557)
Remeasurement effect of experience adjustments	(101)	2,070
Benefit obligation at end of year	(11,108)	13,138
Reconciliation of financial position		
Benefit obligations	(11,108)	(13,138)
Funded Status	-	-
Net benefit liability	(11,108)	(13,138)



WEX Europe Services AS

Notes to the financial statements For the year ended 31 December 2024

17. Retirement benefit scheme (continued)

	All Plans Total 2024	All Plans Total 2023
	NOK 000s	NOK 000s
Components of defined benefit cost		
Current service cost	245	390
Interest expense on defined benefit	494	432
	<u>739</u>	<u>822</u>
Defined benefit cost recognised in income statement	739	822
Remeasurement effect of experience adjustments included in statement of comprehensive income	(100)	2,070
	<u>639</u>	<u>2,892</u>
Defined benefit cost recognised in the income statement and statement of comprehensive income	639	2,892
Defined benefit liability reconciliation		
Defined benefit liability	13,138	11,803
Defined benefit cost included in the income statement	739	822
Total remeasurements included in statement of comprehensive income	(99)	2,070
Benefits paid	(2,670)	(1,557)
	<u>11,108</u>	<u>13,138</u>
Defined benefit obligation by participant status	11,108	13,138
Actives	5,061	4,596
Pensioners	6,047	8,542
	<u>11,108</u>	<u>13,138</u>
Significant actuarial assumptions		
Weighted-average assumptions to determine defined benefit obligations	4.30%	3.80%
Weighted-average assumptions to determine defined benefit cost	3.50%	3.50%
Defined benefit liability by scheme		
Early retirement schemes	9,217	11,461
Compensation schemes	1,810	1,603
Top hat plan	81	74
	<u>11,108</u>	<u>13,138</u>



WEX Europe Services AS

Notes to the financial statements
For the year ended 31 December 2024

18. Leases (company as a lessee)

Right-of-use assets

	Buildings NOK 000s
Cost	
At 1 January 2024	3,491
Additions	829
	<hr/>
At 31 December 2024	4,320
	<hr/>
Accumulated depreciation	
At 1 January 2024	(3,312)
Charge for the year	(803)
	<hr/>
At 31 December 2024	(4,115)
	<hr/>
Carrying amount	
At 31 December 2024	205
	<hr/> <hr/>

The company leases one building. The remaining lease term is 0.25 years.

Lease liabilities

	2024 NOK 000s
Maturity analysis	
Year 1	205
	<hr/>
	205
	<hr/>
Less: unearned interest	-
	<hr/>
	205
	<hr/> <hr/>
Analysed as:	
Current	205
	<hr/>
	205
	<hr/> <hr/>



WEX Europe Services AS

Notes to the financial statements
For the year ended 31 December 2024

19. Share capital

	Issued and fully paid	
	2024 NOK	2023 NOK
30 ordinary shares of NOK 7,000 each	210,000	210,000

20. Share Premium

	Total NOK 000s
Balance at 1 January 2023, 31 December 2023 and 31 December 2024	44,790

21. Related Parties

Trading transactions

During the year, the company entered into the following transactions with related parties:

	WEX Europe Services Limited		Retail Petroleum Services Limited		WEX Europe Services BV	
	2024 NOK 000s	2023 NOK 000s	2024 NOK 000s	2023 NOK 000s	2024 NOK 000s	2023 NOK 000s
Sale of goods and services	-	-	1,926	1,808	-	759
Services provided	(26,732)	(8,634)	-	-	-	-
Finance costs	(6,741)	(7,594)	-	-	-	-
	<u>(33,473)</u>	<u>(16,228)</u>	<u>1,926</u>	<u>1,808</u>	<u>-</u>	<u>759</u>

The following amounts were outstanding at the balance sheet date:

	Amounts owed to related parties	
	2024 NOK 000s	2023 NOK 000s
WEX Europe Services Limited	(95,707)	(110,534)

Sales and of purchases of goods and services with related parties and cost recharges were made in accordance with the group's transfer pricing policies and are made on an arm's length basis.

The amounts outstanding are unsecured and will be settled in cash. No guarantees have been given or received. No provisions have been made for doubtful debts in respect of the amounts owed by related parties. Interest is charged on outstanding balances not settled in accordance with the agreements in place.



WEX Europe Services AS

**Notes to the financial statements
For the year ended 31 December 2024**

22. Ultimate parent undertaking and controlling party

The company is a wholly owned subsidiary of WEX Europe Services Holdings Limited which is itself a wholly owned subsidiary of WEX Europe Services Limited.

WEX Europe Services Limited is a wholly owned subsidiary of Wright Express International Holdings Limited. The ultimate controlling company and ultimate controlling party is WEX Inc., a company incorporated in Delaware, USA.

The group of which WEX Inc. is the parent organisation forms the largest and smallest group preparing consolidated financial statement which includes WEX Europe Services AS.

Copies of these consolidated financial statements can be downloaded from the corporate website or requested from WEX Inc.'s registered office at 1 Hancock Street, Portland, ME 04101, USA.