



## ÅRSREGNSKAPET FOR REGNSKAPSÅRET 2022 - GENERELL INFORMASJON

### Enheten

Organisasjonsnummer: 919 820 616  
Organisasjonsform: Aksjeselskap  
Foretaksnavn: HILVERDA DE BOER OSLO AS  
Forretningsadresse: Lahaugmoveien 54  
2013 SKJETTEN

### Regnskapsår

Årsregnskapets periode: 01.09.2021 - 31.08.2022

### Konsern

Morselskap i konsern: Nei

### Regnskapsregler

Regler for små foretak benyttet: Ja  
Benyttet ved utarbeidelsen av årsregnskapet til selskapet: Regnskapslovens alminnelige regler

### Årsregnskapet fastsatt av kompetent organ

Bekreftet av representant for selskapet: Gijsbertus Janne Schoneveld  
Dato for fastsettelse av årsregnskapet: 30.11.2022

### Grunnlag for avgivelse

År 2022: Årsregnskapet er elektronisk innlevert  
År 2021: Tall er hentet fra elektronisk innlevert årsregnskap fra 2022

*Det er ikke krav til at årsregnskapet m.v. som sendes til Regnskapsregisteret er undertegnet. Kontrollen på at dette er utført ligger hos revisor/enhetens øverste organ. Sikkerheten ivaretas ved at innsender har rolle/rettighet for innsending av årsregnskapet via Altinn, og ved at det bekreftes at årsregnskapet er fastsatt av kompetent organ.*

Brønnøysundregistrene, 10.02.2023



## Resultatregnskap

Beløp i: NOK	Note	2022	2021
<b>RESULTATREGNSKAP</b>			
<b>Inntekter</b>			
Revenue		40 414 868	44 217 549
<b>Sum inntekter</b>		<b>40 414 868</b>	<b>44 217 549</b>
<b>Kostnader</b>			
Raw materials and consumables used		30 345 758	35 135 639
Employee benefits expense	2	4 072 672	3 098 650
Depreciation and amortisation expenses	3	42 282	100 559
Nedskrivning av varige driftsmidler og immaterielle eiendeler	3		
Other expenses		5 661 151	5 106 938
<b>Sum kostnader</b>		<b>40 121 863</b>	<b>43 441 786</b>
<b>Driftsresultat</b>		<b>293 005</b>	<b>775 763</b>
Annen rentekostnad			41 331
Other financial expenses		86 943	74 933
<b>Sum finanskostnader</b>		<b>86 943</b>	<b>116 264</b>
<b>Netto finans</b>		<b>-86 943</b>	<b>-116 264</b>
<b>Ordinært resultat før skattekostnad</b>		<b>206 061</b>	<b>659 500</b>
Income tax expense	4		
<b>Ordinært resultat etter skattekostnad</b>		<b>206 061</b>	<b>659 499</b>
<b>Årsresultat</b>		<b>206 061</b>	<b>659 500</b>
<b>Årsresultat etter minoritetsinteresser</b>		<b>206 061</b>	<b>659 499</b>
<b>Totalresultat</b>		<b>206 061</b>	<b>659 499</b>
<b>Overføringer og disponeringer</b>			
Udekket tap		206 061	659 500
<b>Sum overføringer og disponeringer</b>		<b>206 061</b>	<b>659 500</b>



## Balanse

Beløp i: NOK	Note	2022	2021
<b>BALANSE - EIENDELER</b>			
<b>Anleggsmidler</b>			
<b>Immaterielle eiendeler</b>			
Utsatt skattefordel	4		
<b>Varige driftsmidler</b>			
Buildings and land	3		
Machinery and equipment	3	166 115	120 317
Ships	3		
Equipment and other movables	3		
<b>Sum varige driftsmidler</b>		<b>166 115</b>	<b>120 317</b>
<b>Sum anleggsmidler</b>		<b>166 115</b>	<b>120 317</b>
<b>Omløpsmidler</b>			
<b>Varer</b>			
<b>Sum varer</b>		<b>441 485</b>	<b>824 405</b>
<b>Fordringer</b>			
Accounts receivables		2 687 960	2 628 584
Other short-term receivables		350 220	375 385
Konsernfordringer		214 800	
<b>Sum fordringer</b>		<b>3 252 980</b>	<b>3 003 969</b>
<b>Bankinnskudd, kontanter og lignende</b>			
Cash and cash equivalents		1 245 999	2 408 578
<b>Sum bankinnskudd, kontanter og lignende</b>		<b>1 245 999</b>	<b>2 408 578</b>
<b>Sum omløpsmidler</b>		<b>4 940 464</b>	<b>6 236 952</b>
<b>SUM EIENDELER</b>		<b>5 106 579</b>	<b>6 357 269</b>

## BALANSE - EGENKAPITAL OG GJELD

### Egenkapital



### Balanse

Beløp i: NOK	Note	2022	2021
<b>Innskutt egenkapital</b>			
Share capital	5	60 000	60 000
Overkurs		2 387 544	2 220 000
<b>Sum innskutt egenkapital</b>		<b>2 447 544</b>	<b>2 280 000</b>
<b>Opptjent egenkapital</b>			
Udekket tap		2 638 021	2 891 339
<b>Sum opptjent egenkapital</b>		<b>-2 638 021</b>	<b>-2 891 339</b>
<b>Sum egenkapital</b>		<b>-190 477</b>	<b>-611 339</b>
<b>Gjeld</b>			
<b>Langsiktig gjeld</b>			
Utsatt skatt	4		
<b>Annen langsiktig gjeld</b>			
Langsiktig konserngjeld		366 679	1 255 008
<b>Sum annen langsiktig gjeld</b>		<b>366 679</b>	<b>1 255 008</b>
<b>Sum langsiktig gjeld</b>		<b>366 679</b>	<b>1 255 008</b>
<b>Kortsiktig gjeld</b>			
Leverandørgjeld		2 133 563	2 581 287
Tax payable	4		
Public duties payable		645 283	837 667
Other current liabilities		2 151 531	2 294 646
<b>Sum kortsiktig gjeld</b>		<b>4 930 377</b>	<b>5 713 600</b>
<b>Sum gjeld</b>		<b>5 297 056</b>	<b>6 968 608</b>
<b>SUM EGENKAPITAL OG GJELD</b>		<b>5 106 579</b>	<b>6 357 269</b>



## Brønnøysundregistrene

### ÅRSREGNSKAP FOR REGNSKAPSÅRET 2022 - GENERELL INFORMASJON

Journalnummer: 2023 305225

#### Enheten

Organisasjonsnummer: 919 820 616  
Organisasjonsform: Aksjeselskap  
Foretaksnavn: HILVERDA DE BOER OSLO AS  
Forretningsadresse: Lahaugmoveien 54  
2013 SKJETTEN

#### Regnskapsår

Årsregnskapets periode: 01.09.2021 - 31.08.2022

#### Konsern

Morselskap i konsern: Nei

#### Regnskapsregler

Regler for små foretak benyttet: Ja  
Benyttet ved utarbeidelsen av  
årsregnskapet til selskapet: Regnskapslovens alminnelige regler

#### Årsregnskapet fastsatt av kompetent organ

Bekreftet av representant for selskapet: Gijsbertus Janne Schoneveld  
Dato for fastsettelse av årsregnskapet: 30.11.2022

#### Grunnlag for avgivelse

År 2022: Årsregnskap er elektronisk innlevert.  
År 2021: Tall er hentet fra elektronisk innlevert årsregnskap fra 2022.

*Det er ikke krav til at årsregnskapet m.v. som sendes til Regnskapsregisteret er undertegnet. Kontrollen på at dette er utført ligger hos revisor/enhetens øverste organ. Sikkerheten ivaretas ved at innsender har rolle/rettighet for innsending av årsregnskapet via Altinn, og ved at det bekreftes at årsregnskapet er fastsatt av kompetent organ.*

Brønnøysundregistrene, 09.02.2023



Organisasjonsnr: 919 820 616  
HILVERDA DE BOER OSLO AS

## RESULTATREGNSKAP

<b>Beløp i: NOK</b>	<b>Note</b>	<b>2022</b>	<b>2021</b>
<b>RESULTATREGNSKAP</b>			
<b>Inntekter</b>			
Revenue		40 414 868	44 217 549
<b>Sum inntekter</b>		<b>40 414 868</b>	<b>44 217 549</b>
<b>Kostnader</b>			
Raw materials and consumables used		30 345 758	35 135 639
Employee benefits expense	2	4 072 672	3 098 650
Depreciation and amortisation expenses	3	42 282	100 559
Nedskrivning av varige driftsmidler og immaterielle eiendeler	3		
Other expenses		5 661 151	5 106 938
<b>Sum kostnader</b>		<b>40 121 863</b>	<b>43 441 786</b>
<b>Driftsresultat</b>		<b>293 005</b>	<b>775 763</b>
Annen rentekostnad			41 331
Other financial expenses		86 943	74 933
<b>Sum finanskostnader</b>		<b>86 943</b>	<b>116 264</b>
<b>Netto finans</b>		<b>-86 943</b>	<b>-116 264</b>
<b>Ordinært resultat før skattekostnad</b>		<b>206 061</b>	<b>659 500</b>
Income tax expense	4		
<b>Ordinært resultat etter skattekostnad</b>		<b>206 061</b>	<b>659 499</b>
<b>Årsresultat</b>		<b>206 061</b>	<b>659 500</b>
<b>Årsresultat etter minoritetsinteresser</b>		<b>206 061</b>	<b>659 499</b>
<b>Totalresultat</b>		<b>206 061</b>	<b>659 499</b>
<b>Overføringer og disponeringer</b>			
Udekket tap		206 061	659 500
<b>Sum overføringer og disponeringer</b>		<b>206 061</b>	<b>659 500</b>



Organisasjonsnr: 919 820 616  
HILVERDA DE BOER OSLO AS

## BALANSE

**Beløp i: NOK** **Note** **2022** **2021**

### BALANSE - EIENDELER

#### Anleggsmidler

##### Immaterielle eiendeler

Utsatt skattefordel 4

##### Varige driftsmidler

Buildings and land 3

Machinery and equipment 3 166 115 120 317

Ships 3

Equipment and other

movables 3

**Sum varige driftsmidler 166 115 120 317**

**Sum anleggsmidler 166 115 120 317**

#### Omløpsmidler

##### Varer

**Sum varer 441 485 824 405**

##### Fordringer

Accounts receivables 2 687 960 2 628 584

Other short-term

receivables 350 220 375 385

Konsernfordringer 214 800

**Sum fordringer 3 252 980 3 003 969**

##### Bankinnskudd, kontanter og lignende

Cash and cash equivalents 1 245 999 2 408 578

**Sum bankinnskudd,  
kontanter og lignende 1 245 999 2 408 578**

**Sum omløpsmidler 4 940 464 6 236 952**

**SUM EIENDELER 5 106 579 6 357 269**

### BALANSE - EGENKAPITAL OG GJELD

#### Egenkapital

##### Innskutt egenkapital

Share capital 5 60 000 60 000

Overkurs 2 387 544 2 220 000

**Sum innskutt egenkapital 2 447 544 2 280 000**

##### Opptjent egenkapital

Udekket tap 2 638 021 2 891 339

**Sum opptjent egenkapital -2 638 021 -2 891 339**



<b>Sum egenkapital</b>		<b>-190 477</b>	<b>-611 339</b>
<b>Gjeld</b>			
<b>Langsiktig gjeld</b>			
Utsatt skatt	4		
<b>Annen langsiktig gjeld</b>			
Langsiktig konserngjeld		366 679	1 255 008
<b>Sum annen langsiktig gjeld</b>		<b>366 679</b>	<b>1 255 008</b>
<b>Sum langsiktig gjeld</b>		<b>366 679</b>	<b>1 255 008</b>
<b>Kortsiktig gjeld</b>			
Leverandørgjeld		2 133 563	2 581 287
Tax payable	4		
Public duties payable		645 283	837 667
Other current liabilities		2 151 531	2 294 646
<b>Sum kortsiktig gjeld</b>		<b>4 930 377</b>	<b>5 713 600</b>
<b>Sum gjeld</b>		<b>5 297 056</b>	<b>6 968 608</b>
<b>SUM EGENKAPITAL OG GJELD</b>		<b>5 106 579</b>	<b>6 357 269</b>



Organisasjonsnr: 919 820 616  
HILVERDA DE BOER OSLO AS

NOTEOPPLYSNINGER - SELSKAP - alle poster oppgitt i hele tall

Note

Antall aksjer og aksjeeiere

Note

Antall årsverk i regnskapsåret

Virksomheten har hatt følgende antall årsverk:  
6.00

Omløpsmidler                      Startdato      Sluttdato      Endring

Skattemessig fremf.undersk. Startdato      Sluttdato      Endring

Kortsiktig gjeld                      Startdato      Sluttdato      Endring



Our date 13.08.2018	Din dato 28.05.2018	Inquiries to Jeanette Munkvold Skovholt
800 80 000 Tax Administration Norway.no	Din referanse Marit Brandt	Telephone 90076012
Org.nr 996250318	Our reference 2018/706237	Postal address P.O. Box 9200 Grønland 0134 Oslo

HILVERDA DE BOER BV  
Costoneaster 12 1424 LB Kwakel  
The Netherlands

## Permission to store electronic accounting material in The Netherlands. Permission to prepare the annual accounts and directors' report in English language

With reference to your letter of 28 May 2018 with respect to the above matter, and later correspondance on e-mail, regarding:

- Hilverda De Boer Bergen AS org.nr. 919 820 721
- Hilverda De Boer Haugesund AS org.nr. 919 820 675
- Hilverda De Boer Kristiansand AS org.nr. 919 820 713
- Hilverda De Boer Norge AS org.nr. 919 820 551
- Hilverda De Boer Oslo AS org.nr. 919 820 616
- Hilverda De Boer Stavanger AS org.nr. 919 820 632
- Hilverda De Boer Ålesund AS org.nr. 919 820 659

Based on a total evaluation, the view of The Directorate of Taxes is that the above mentioned companies may state the directors' report and annual accounts in English language according to the Norwegian Accounting Act § 3-4 third paragraph. The exemption requires that the information the decision is based on, does not change significantly.

A copy of this letter must be sent to the Register of Company Accounts in Brønnøysund together with the financial statements. It is incumbent on the company to document by this letter that the permit is granted.

The Directorate of Taxes gives the companies listed above permission to store electronic accounting material in The Netherlands, according to Act no. 73 of 19 November 2004 Act relating to Bookkeeping section 13 second paragraph.

### Permission to prepare the annual accounts and directors' report in English language

#### Background

From the application:

*As wholly owned subsidiaries of Hilverda De Boer B.V., a company incorporated in the Netherlands, most board members and owners of the parent do not speak Norwegian. Furthermore, as part of a larger Group, it is reasonable to assume that the majority of the users*



*of the financial statements will need an English translation.*

*In view of the above factors, we request that the Tax Directorate considers the exemption to prepare financial statements in English.*

By e-mail dated 22 June 2018 it is stated that the companies' business is import and sales of flowers and plants. The customers are described as mainly professionals (estimated 95%), with a small amount of personal customers.

### **Regulation and conditions for preparing the annual accounts and directors' report in English language**

According to the Norwegian Accounting Act § 3-4, third paragraph shall *"the directors' report and annual accounts ... be in Norwegian. The Ministry can in an individual decision decide that the directors' report and/or annual accounts may be in another language"*.

Ot. prp. nr. 42 (1997-1998) About Act about annual accounts etc., says the following about the purpose of the Accounting Act, refer section 1.1:

*"The aim of the Government with respect to the Accounting Act is that it shall contribute towards providing informative accounts for different users of accounts. The users of accounts include investors and creditors which provide capital for the companies. Other groups include those who have an interest in knowing how the companies are operated, for example employees and the local community. The information to the capital market is an important basis for the correct pricing of financial instruments. The correct pricing of stocks is an important factor in securing the best possible allocation of resources in the economy. High quality accounts will also make it more difficult for market participants to obtain speculative gains as a result of non-publicly available information."*

Hence, one of the main aims of the Accounting Act is to contribute to *"informative accounts for different users of accounts"*. The users of the accounts will include investors, creditors, employees and the local community.

Hence, it is the view of the Ministry that it is crucial that the question of dispensation from the general rule that the annual accounts and/or directors' report should be prepared in Norwegian, not in any significant way deviate from the consideration of users of the accounts.

As mentioned above it is particularly the consideration of the users of the account information, which has to be taken into consideration when considering the application for permission. In this assessment, the Directorate of Taxes has emphasized that the companies are part of an international Group company, and that the board members do not understand Norwegian language.



## Permission to store electronic accounting material in The Netherlands

### Background

From the application:

*All companies are directly or indirectly wholly owned subsidiaries of Hilverda De Boer B.V. Hilverda De Boer B.V. has their main office in the Netherlands where they provide several services to all subsidiaries, including accounting in order to save costs. This allows the company to start business in countries while reducing the initial losses. Also, the office ensures consistency around all the companies and enforce controls. The accounting material is prepared in English, and all material is available electronically. All material is stored at the following location in the Netherlands:*

*Hilverda De Boer B.V.  
Cotoneaster 12  
1424 LB De Kwakel  
The Netherlands*

*On behalf of the entity, I hereby confirm that the accounting material will be available for printing, in Norway, should the authorities need access to the servers.*

By e-mail dated 22 June 2018 it is confirmed that the address in Norway where the authorities may access the electronic accounting material is Lahaugmoveien 54, 2013 Skjetten.

### Regulation

According to Act no. 73 of 19 November 2004 Act relating to Bookkeeping section 13 second paragraph accounting material shall be stored in Norway. After the last paragraph the Directorate of Taxes may in individual decision grant exemptions from the provision concerning storage location for individual companies.

According to preparatory works and best practice the Directorate of Taxes has only granted exemptions if the material is stored electronically, and the storage takes place under the auspices of a company in the same group abroad.

### Condition for the permission to store electronic accounting material in The Netherlands

The permission is given on the condition that the accounting material will be available in readable form and capable of being printed on paper during the entire storage period on a terminal in Norway.

The permission is given under the presumption that there exists at shared company system and there is an agreement concerning storage at the places mention above. If the companies' group affiliation is brought to an end, this permission will cease, and the accounting material must be transferred to Norway.



If the accounting material is no longer available with a connected terminal in Norway, either the accounting material must be transferred to another medium for storage in Norway for example paper, or a corresponding IT environment must be established in Norway.

We would further like to bring your attention to the requirement that entries that were initially electronically available shall remain electronically available for three years and six months after the end of the financial year.

According to Regulation no. 1558 of 1 Dec 2004: Regulation relating to bookkeeping it shall be possible without undue delay to present the accounting material to public control authorities in Norway throughout the storage period. The data of the Norwegian company must not be stored in such a way that Norwegian authorities will be denied access to the data material due to inseparability from other companies' data.

Please state "our reference" (see above) in all written communication with The Norwegian Tax Authorities.

Best regards

Torstein Kinden Helleland  
senior adviser  
Legal department, corporate tax  
Norwegian Directorate of Taxes

Jeanette Munkvold Skovholt

*This document has been approved electronically and contains therefore no handwritten signatures.*



RSM Norge AS

To the General Meeting of Hilverda De Boer Oslo AS

Ruseløkkveien 30, 0251 Oslo  
Pb 1312 Vika, 0112 Oslo  
Org.nr: 982 316 588 MVA

T +47 23 11 42 00  
F +47 23 11 42 01

## Independent Auditor's Report

[www.rsmnorge.no](http://www.rsmnorge.no)

### Opinion

We have audited the financial statements of Hilverda De Boer Oslo AS (the Company) showing a profit of NOK 206 061. The financial statements comprise the balance sheet as at 31 August 2022, the income statement for the year then ended, and notes to the financial statements, including a summary of significant accounting policies.

In our opinion

- the financial statements comply with applicable statutory requirements, and
- the financial statements give a true and fair view of the financial position of the Company as at 31 August 2022, and its financial performance for the year then ended in accordance with the Norwegian Accounting Act and accounting standards and practices generally accepted in Norway.

### Basis for Opinion

We conducted our audit in accordance with International Standards on Auditing (ISAs). Our responsibilities under those standards are further described in the *Auditor's Responsibilities for the Audit of the Financial Statements* section of our report. We are independent of the Company as required by laws and regulations and the International Ethics Standards Board for Accountants' International Code of Ethics for Professional Accountants (including International Independence Standards) (IESBA Code), and we have fulfilled our ethical responsibilities in accordance with these requirements. We believe that the audit evidence we have obtained is sufficient and appropriate to provide a basis for our opinion.

### Responsibilities of the Board of Directors and the Managing Director for the Financial Statements

The Board of Directors and the Managing Director (management) are responsible for the preparation of financial statements that give a true and fair view in accordance with the Norwegian Accounting Act and accounting standards and practices generally accepted in Norway, and for such internal control as management determines is necessary to enable the preparation of financial statements that are free from material misstatement, whether due to fraud or error.

In preparing the financial statements, management is responsible for assessing the Company's ability to continue as a going concern, disclosing, as applicable, matters related to going concern. The financial statements use the going concern basis of accounting insofar as it is not likely that the enterprise will cease operations.

### Auditor's Responsibilities for the Audit of the Financial Statements

Our objectives are to obtain reasonable assurance about whether the financial statements as a whole are free from material misstatement, whether due to fraud or error, and to issue an auditor's report that includes our opinion. Reasonable assurance is a high level of assurance, but is not a guarantee that an audit conducted in accordance with ISAs will always detect a material misstatement when it exists. Misstatements can arise from fraud or error and are considered material if, individually or in aggregate, they could reasonably be expected to influence the economic decisions of users taken on the basis of these financial statements.

THE POWER OF BEING UNDERSTOOD  
AUDIT | TAX | CONSULTING

RSM Norge AS is a member of the RSM network and trades as RSM. RSM is the trading name used by the members of the RSM network. Each member of the RSM network is an independent accounting and consulting firm which practices in its own right. The RSM network is not itself a separate legal entity in any jurisdiction.

RSM Norge AS er medlem av/ is a member of Den norske Revisorforening.

Pennco Dokumentnøkkel: AXA/IC-UW8NW-WTC8E-YFSGE-BXD4X-F1JAS



Independent Auditor's Report 2022 for Hilverda De Boer Oslo AS



For further description of Auditor's Responsibilities for the Audit of the Financial Statements reference is made to <https://revisorforeningen.no/revisjonsberetninger>

Oslo, 1 December 2022  
RSM Norge AS

Eystein Olav Hjelme  
*State Authorised Public Accountant*  
(This document is signed electronically)

Penneo Dokumentnøkkel: AXA/O-UW8NW-WTC8E-YFSGE-BXD4X-F1JA5



# PENNEO

Signaturene i dette dokumentet er juridisk bindende. Dokument signert med "Penneo™ - sikker digital signatur".  
De signerende parter sin identitet er registrert, og er listet nedenfor.

"Med min signatur bekrefter jeg alle datoer og innholdet i dette dokument."

## Eystein Olav Hjelme

Partner

Serienummer: 9578-5993-4-2471648

IP: 188.95.xxx.xxx

2022-12-09 09:55:31 UTC



Penneo Dokumentnøkkel: AXA1O-UW8NW-WTC8E-YFSGE-BXD4X-F1JA5

Dokumentet er signert digitalt, med **Penneo.com**. Alle digitale signatur-data i dokumentet er sikret og validert av den datamaskin-utregnede hash-verdien av det opprinnelige dokument. Dokumentet er låst og tids-stemplet med et sertifikat fra en betrodd tredjepart. All kryptografisk bevis er integrert i denne PDF, for fremtidig validering (hvis nødvendig).

### Hvordan bekrefter at dette dokumentet er originalen?

Dokumentet er beskyttet av ett Adobe CDS sertifikat. Når du åpner dokumentet i

Adobe Reader, skal du kunne se at dokumentet er sertifisert av **Penneo e-signature service <penneo@penneo.com>**. Dette garanterer at innholdet i dokumentet ikke har blitt endret.

Det er lett å kontrollere de kryptografiske beviser som er lokalisert inne i dokumentet, med Penneo validator - <https://penneo.com/validate>



## Revenue statement

### Hilverda De Boer Oslo AS

Operating income and operating expenses	Note	01.09.21-31.08.22	01.09.20-31.08.21
Revenue		40 414 868	44 217 549
<b>Total income</b>		<b>40 414 868</b>	<b>44 217 549</b>
Raw materials and consumables used		30 345 758	35 135 639
Employee benefits expense	2	4 072 672	3 098 650
Depreciation and amortisation expenses	3	42 282	100 559
Other expenses		5 661 151	5 106 938
<b>Total expenses</b>		<b>40 121 863</b>	<b>43 441 786</b>
<b>Operating profit</b>		<b>293 005</b>	<b>775 763</b>
<b>Financial income and expenses</b>			
Interest expence to associated companies		0	41 331
Other financial expenses		86 943	74 933
<b>Net financial items</b>		<b>-86 943</b>	<b>-116 264</b>
Net profit before tax		206 061	659 500
<b>Net profit after tax</b>		<b>206 061</b>	<b>659 500</b>
<b>Attributable to</b>			
Loss brought forward		206 061	659 500
<b>Total</b>		<b>206 061</b>	<b>659 500</b>



## Balance sheet

### Hilverda De Boer Oslo AS

Assets	Note	31.08.2022	31.08.2021
<b>Non-current assets</b>			
<b>Property, plant and equipment</b>			
Machinery and equipment	3	166 115	120 317
<b>Total property, plant and equipment</b>		<b>166 115</b>	<b>120 317</b>
<b>Total non-current assets</b>		<b>166 115</b>	<b>120 317</b>
<b>Current assets</b>			
Inventories		441 485	824 405
<b>Debtors</b>			
Accounts receivables		2 687 960	2 628 584
Other short-term receivables		350 220	375 385
Receivables from group companies		214 800	0
<b>Total receivables</b>		<b>3 252 980</b>	<b>3 003 969</b>
Cash and cash equivalents		1 245 999	2 408 578
<b>Total current assets</b>		<b>4 940 464</b>	<b>6 236 952</b>
<b>Total assets</b>		<b>5 106 579</b>	<b>6 357 269</b>





## Balance sheet


### Hilverda De Boer Oslo AS

Equity and liabilities	Note	31.08.2022	31.08.2021
<b>Equity</b>			
<b>Paid-in capital</b>			
Share capital	5	60 000	60 000
Share premium reserve		2 387 544	2 220 000
<b>Total paid-up equity</b>		<b>2 447 544</b>	<b>2 280 000</b>
<b>Retained earnings</b>			
Uncovered loss		-2 638 021	-2 891 339
<b>Total retained earnings</b>		<b>-2 638 021</b>	<b>-2 891 339</b>
<b>Total equity</b>		<b>-190 477</b>	<b>-611 339</b>
<b>Liabilities</b>			
<b>Other non-current liabilities</b>			
Non-current liabilities to group companies		366 679	1 255 008
<b>Total non-current liabilities</b>		<b>366 679</b>	<b>1 255 008</b>
<b>Current liabilities</b>			
Trade payables		2 133 563	2 581 287
Public duties payable		645 283	837 667
Other current liabilities		2 151 531	2 294 646
<b>Total current liabilities</b>		<b>4 930 377</b>	<b>5 713 600</b>
<b>Total liabilities</b>		<b>5 297 056</b>	<b>6 968 608</b>
<b>Total equity and liabilities</b>		<b>5 106 579</b>	<b>6 357 269</b>

Oslo, 30/11 -2022  
Hilverda De Boer Oslo AS

  
Gijsbertus Jenne Schoneveld  
chairman of the board

  
Erik Frederik Pieter Pesch  
member of the board

  
Cornelis Petrus Hermanus Bakker  
general Manager

Hilverda De Boer Oslo AS

Page 3



## Hilverda De Boer Oslo AS

### Notes 2022

#### Note 1 Accounting principles

The financial statements have been prepared in accordance with the Norwegian Accounting Act and Generally Accepted Accounting Principles (GAAP) for small entities in Norway.

#### Revenue recognition

##### Sale of goods:

Revenues from sale of goods are recognised once delivery has taken place and most of the risk and return has been transferred. Sales are taken to income when the company has delivered its products to the customer and there are no unsatisfied commitments which may influence the customer's acceptance of the product. Delivery is not completed until the products have been sent to the agreed place, and risks relating to loss and obsolescence have been transferred to the customer.

##### Financial income:

Interest income is recognised as it accrues.

##### Taxes:

The income tax expense is comprised of both tax payable for the period, and changes in deferred tax. Deferred tax is determined on the basis of existing temporary differences between accounting net income and tax net income, including year-end loss carry-forwards, calculated at 22%. Temporary differences, both positive and negative, which will or are likely to reverse in the same period, are recorded as a net amount.

A deferred tax asset are recognised for the carryforward of unused tax losses and unused tax credits to the extent that it is more likely than not that the tax asset can be utilised.

Taxes payable and deferred tax are recognised directly in equity to the extent that they relate to equity transactions.

##### Classification and valuation of balance sheet items

Non-current assets are assets intended for long-term ownership or use. All other assets are current assets. Receivables that fall due for payment within one year shall not be classified as non-current assets. Similar criteria applies to liabilities. Current assets are valued at the lower of acquisition cost and fair value.

Non-current assets are written down to fair value upon any impairment that is expected not to be temporary. Long-term debt are recognised at nominal value at transaction date.

##### Receivables:

Accounts receivables and other current receivables are recorded in the balance sheet at nominal value less provisions for expected losses. Provisions for expected losses are calculated on the basis of an individual assessment.

##### Inventories:

Inventories are carried in the financial statement at the lower of cost and net realisable value. The net realisable value is the estimated selling price in the ordinary course of business less the estimated costs of completion and the estimated costs necessary to make the sale. The cost of inventories is determined by using the FIFO method, and includes all cost of purchase, costs of conversion and other costs incurred in bringing the inventories to their present location and condition. For manufactured goods a proportionate share of the direct and indirect variable and fixed production costs is included in cost.

Side 4



**Hilverda De Boer Oslo AS**

**Notes 2022**

**Fixed assets:**

Tangible fixed assets are recognised in the balance sheet at cost and are depreciated over the asset's expected useful life on a straight-line basis. Assets that consists of significant parts with different useful lives are depreciated separately. Repair and maintenance are expensed as incurred. If the recoverable amount of an asset is less than its carrying amount, the carrying amount of the asset are reduced to its recoverable amount. The reduction is recognised as an impairment loss.

**Leased assets:**

Assets leased under terms that substantially transfer all the rights and obligations to the company (financial leases) are recognised as property, plant and equipment, and included as a liability under long-term liabilities at the present value of minimum lease payments. The asset is depreciated over its expected useful life, and the obligation reduced by lease payments less the effective interest expense. Operating leases are expensed as incurred.

**Note 2 Wages**

<b>Specification of employee benefits</b>	<b>2022</b>	<b>2021</b>
Wages	2 910 679	2 547 543
Payroll taxes	448 476	366 178
Pension cost	390 213	154 797
Other benefits	323 304	30 132
<b>Sum</b>	<b>4 072 672</b>	<b>3 098 650</b>

The number of full time equivalents in the accounting year has been 7.

**Note 3 Fixed Assets**

<b>Fixed Assets</b>	<b>Inventory</b>	<b>Machines and moveables</b>	<b>Total fixed assets</b>
Acquisition cost at 01.09	597 161	104 000	701 161
Additions	88 080	0	88 080
Disposals	0	0	0
Acquisition cost at 31.08.	685 241	104 000	789 241
Accumulated depreciations at 31.08	-566 576	-56 550	-623 126
<b>Net carrying value 31.08</b>	<b>118 665</b>	<b>47 450</b>	<b>166 115</b>
Depreciation for the year	18 882	23 400	42 282
Expected economic life	5 Years	3 Years	
Depreciation plan	Linear	Linear	



## Hilverda De Boer Oslo AS

### Notes 2022

#### Note 4 Tax

<b>Components of the income tax expense</b>	<b>2022</b>	<b>2021</b>
Payable tax on this year's result	0	0
Endring i utsatt skattefordel/Changes in deferred tax	0	0
<b>Total income tax expense</b>	<b>0</b>	<b>0</b>

<b>Basis for income tax expense</b>	<b>2022</b>	<b>2021</b>
Result before taxes	206 061	659 499
Permanent differences	0	0
Changes in temporary differences	-135 689	67 557
Received group contribution	214 800	0
Applied loss carried forward	-285 172	-727 056
<b>Taxable income</b>	<b>0</b>	<b>0</b>

Tax payable on this year's result	-47 256	0
Tax payable on received group contribution	47 256	0
<b>Tax payable</b>	<b>0</b>	<b>0</b>

<b>Temporary differences</b>	<b>2022</b>	<b>2021</b>	<b>Change</b>
Fixed assets	-177 784	-228 050	-50 266
Inventories	0	0	-1
Receivables	-3 469	-88 891	-85 422
<b>Sum</b>	<b>-181 252</b>	<b>-316 941</b>	<b>-135 689</b>

Loss carried forward	-2 289 226	-2 574 398	-285 172
Tax reducing differences not recognized	2 470 478	2 891 339	420 861

<b>Deferred tax 22 %</b>	<b>0</b>	<b>0</b>	<b>0</b>
--------------------------	----------	----------	----------

#### Note 5 Number of shares and shareholder information

<b>Share capital</b>	<b>Number of shares</b>	<b>Face value</b>	<b>Share capital</b>
Ordinary shares	600	100	60 000

All shares have equal rights.

<b>List of shareholders</b>	<b>Shares</b>	<b>Ownership</b>
Hilverda De Boer Norge AS	600	100 %
<b>Sum</b>	<b>600</b>	<b>100 %</b>

The parent company Hilverda De Boer BV has its registered offices in Alsmeer, Netherlands, where its consolidated accounts can be obtained.

Side 6



**Hilverda De Boer Oslo AS**

**Notes 2022**

**Note 6 Inter company transactions**

	<b>Sales</b>	<b>Purchases</b>	<b>Accounts payables</b>	<b>Accounts receivables</b>
Hilverda De Boer BV		14 686 291	1 029 784	
Hilverda De Boer Norge AS		3 139 821	295 029	

**Note 7 Going Concern**

The annual accounts have been prepared under the assumption of continued operations. The company has had a negative cash flow in previous years, partly because the company has been in a development phase. The company is now in an early commercial phase, but has not yet achieved the expected potential. However, the shareholders still believe in the current strategy and guarantee the going concern of the operations of HdB Oslo.