



ÅRSREGNSKAPET FOR REGNSKAPSÅRET 2024 - GENERELL INFORMASJON

Enheten

Organisasjonsnummer: 931 243 632
Organisasjonsform: Aksjeselskap
Foretaksnavn: NORSELAB CREDIT MANAGEMENT AS
Forretningsadresse: Nedre Slottsgate 5
0157 OSLO

Regnskapsår

Årsregnskapets periode: 01.01.2024 - 31.12.2024

Konsern

Morselskap i konsern: Nei

Regnskapsregler

Regler for små foretak benyttet: Nei
Benyttet ved utarbeidelsen av årsregnskapet til selskapet: Regnskapslovens alminnelige regler

Årsregnskapet fastsatt av kompetent organ

Bekreftet av representant for selskapet: Morten Sunde
Dato for fastsettelse av årsregnskapet: 26.03.2025

Grunnlag for avgivelse

År 2024: Årsregnskapet er elektronisk innlevert
År 2023: Tall er hentet fra elektronisk innlevert årsregnskap fra 2024

Det er ikke krav til at årsregnskapet m.v. som sendes til Regnskapsregisteret er undertegnet. Kontrollen på at dette er utført ligger hos revisor/enhetens øverste organ. Sikkerheten ivaretas ved at innsender har rolle/rettighet for innsending av årsregnskapet via Altinn, og ved at det bekreftes at årsregnskapet er fastsatt av kompetent organ.

Brønnøysundregistrene, 24.02.2026



Resultatregnskap

Beløp i: NOK	Note	2024	2023
RESULTATREGNSKAP			
Inntekter			
Salgsinntekt		67 893 779	0
Sum inntekter		67 893 779	0
Kostnader			
Lønnskostnad	2,3	19 550 840	0
Avskrivning på varige driftsmidler og immaterielle eiendeler	5,6	491 601	0
Annen driftskostnad		5 520 747	482 771
Sum kostnader		25 563 188	482 771
Driftsresultat		42 330 591	-482 771
Finansinntekter og finanskostnader			
Annen finansinntekt		3 112	0
Sum finansinntekter		3 112	0
Annen finanskostnad		3 949	0
Sum finanskostnader		3 949	0
Netto finans		-837	0
Resultat før skattekostnad		42 329 754	-482 771
Skattekostnad	4	10 523 514	0
Årsresultat		31 806 240	-482 771
Overføringer og disponeringer			
Ordinært utbytte		40 000 000	0
Konsernbidrag		10 077 491	0
Overføringer til/fra annen egenkapital		1 883 731	-482 771
Sum overføringer og disponeringer		31 806 240	-482 771



Balanse

Beløp i: NOK	Note	2024	2023
BALANSE - EIENDELER			
Anleggsmidler			
Immaterielle eiendeler			
Goodwill	5	1 749 612	2 187 016
Sum immaterielle eiendeler		1 749 612	2 187 016
Varige driftsmidler			
Driftsløsøre, inventar, verktøy, kontormaskiner og lignende		156 803	160 000
Sum varige driftsmidler		156 803	160 000
Sum anleggsmidler		1 906 415	2 347 016
Omløpsmidler			
Varer			
Fordringer			
Andre fordringer		53 923 492	19 257
Konsernfordringer		0	1 137 442
Sum fordringer		53 923 492	1 156 699
Bankinnskudd, kontanter og lignende			
Bankinnskudd, kontanter og lignende	8	7 908 446	7 288 773
Sum bankinnskudd, kontanter og lignende		7 908 446	7 288 773
Sum omløpsmidler		61 831 938	8 445 472
SUM EIENDELER		63 738 353	10 792 488
BALANSE - EGENKAPITAL OG GJELD			
Egenkapital			
Innskutt egenkapital			
Selskapskapital	9	140 000	30 000
Overkurs	10	10 890 000	0
Ikke registrert kapitalforhøyelse	10		11 000 000



Balanse

Beløp i: NOK	Note	2024	2023
Annen innskutt egenkapital	10	-5 570	-5 570
Sum innskutt egenkapital		11 024 430	11 024 430
Opptjent egenkapital			
Annen egenkapital	10	1 400 959	-482 771
Sum opptjent egenkapital		1 400 959	-482 771
Sum egenkapital		12 425 389	10 541 659
Gjeld			
Langsiktig gjeld			
Utsatt skatt		94 547	0
Andre avsetninger for forpliktelser		3 254 765	0
Sum avsetninger for forpliktelser		3 349 312	0
Annen langsiktig gjeld			
Sum langsiktig gjeld		3 349 312	0
Kortsiktig gjeld			
Leverandørgjeld		558 960	95 871
Betalbar skatt		351 476	0
Skyldige offentlige avgifter		1 878 874	0
Utbytte		40 000 000	0
Annen kortsiktig gjeld		5 174 342	154 958
Sum kortsiktig gjeld		47 963 652	250 829
Sum gjeld		51 312 964	250 829
SUM EGENKAPITAL OG GJELD		63 738 353	10 792 488



Norselab 

Annual Accounts 2024

ANNUAL ACCOUNTS 2024

NORSELAB CREDIT MANAGEMENT AS

The Board of Director's Report
Income Statement
Balance Sheet
Cash Flow Statement
Notes to the Financial Statement

Norselab Credit Management AS – org.nr. 931 243 632

Doc ID: d903ef46d69697d988b50566a407e1a57425c5f7



Norselab Credit Management AS – org.nr. 931 243 632

THE BOARD OF DIRECTORS REPORT

Nature of the business

Norselab Credit Management AS has a license from the Financial Supervisory Authority of Norway to provide the investment services of order transmission and portfolio management, pursuant to Section 2-1 (1) No. 1 and 4 of the Securities Trading Act, as well as the associated service of custody and administration of financial instruments on behalf of clients, including the management of cash and collateral, and other management services pursuant to Section 2-6 (1) No. 1 of the Securities Trading Act.

The main goal of the company is to develop and deliver portfolio management across a range of independent credit strategies. The company manages two alternative investment funds; Norselab Meaningful Impact High Yield Fund and Norselab Real Estate Credit Opportunities, both registered in Ireland.

The company is located in Oslo municipality.

Going concern

In accordance with Section 3-3a of the Norwegian Accounting Act, it is confirmed that the assumption of a going concern is present and that this assumption has been used as the basis for preparing the financial statements.

Future Development

Management of credit funds had a strong start from the end of 2022 and throughout 2023 under the Norselab umbrella, a growth which continued in Norselab Credit Management in 2024, and which forms the basis for the Company's continued operations.

Future success depends on effective management, identification of good investment opportunities, and development of return for the funds under management. Returns especially will impact the company's attractiveness among investors and its ability to launch new management products and attract investment capital.

The company was profitable in 2024 and the Board expects the company to be self-financed going forward and expects a long-term positive development for the company's business.

Statement on the annual financial statements

The Board is not aware of any circumstances of significance for assessing the position and results of the company and the group that are not apparent from the financial statements and the balance sheet with notes. Nor have any circumstances arisen after the end of the financial year that, in the Board's opinion, are significant in assessing the financial statements. The Board believes that the annual financial statements provide a true and fair view of the company's development and results.

The company's income statement for 2024 shows revenue of NOK 67.9 million from fund management and operating expenses of NOK 25.6 million, of which NOK 19.6 is related to personnel expenses.

The company's total equity was NOK 12.4 million. The company has excess capital coverage of NOK 6.2 million for the capital adequacy requirement. The Board is satisfied with the equity position at the end of the year.

Financial risk

The company is solely financed by equity and has no interest-bearing debt.



Norselab Credit Management AS – org.nr. 931 243 632

Market risk

The company is exposed to market risk related to its management activities as unsatisfactory returns can lead to a significant reduction in assets under management, as well as reduced management fees from future product launches.

Credit risk

The risk of the counterparty's inability to fulfill its obligations is considered low.

Liquidity risk

The company's liquidity risk is considered low. Management closely monitors the company's liquidity and reports to the board on a quarterly basis.

Statement on working environment, gender equality and discrimination

Norselab Credit Management AS aims to be a workplace where full gender equality between women and men prevails and has implemented a personnel policy that is considered gender-neutral in all areas. The company have five employees, of which four are men and one is a woman. The company's board consists of three members, of which two are men and one is a woman.

The board considers the working environment in the company to be good. No special measures have been implemented in this regard.

Environmental reporting

The company do not conduct activities that pollute the external environment.

Insurance for board members and CEO

Insurance has been taken out for the board members and CEO for their potential responsibility towards the company and third parties as of the end of the fiscal year.

Research and development activities

Norselab Credit Management AS did not have any research and development activities in 2024.

Annual result and dispositions

In 2024, the company had a profit after tax expense of NOK 31 806 240, which is proposed to be allocated 40 000 000 to dividend, net effect of received group contribution -10 077 491 and 1 883 731 to other equity.

Oslo, 19 February 2025

Board of Norselab Credit Management AS

Martin Hagen

Martin Hagen
Chair of the Board

Eivind Hadler-Olsen

Eivind Hadler-Olsen
Board member

Kristine Klaveness

Kristine Klaveness
Board member

Tom Hestnes

Tom Hestnes
CEO



Norselab Credit Management AS – org.nr. 931 243 632

INCOME STATEMENT

	Note	2024	2023
Operating income			
Revenue		67 893 779	0
Total revenue		67 893 779	0
Operating expenses			
Salary cost	2,3	19 550 840	0
Depreciation	5,6	491 601	0
Other operating expenses		5 520 747	482 771
Total operating expenses		25 563 188	482 771
Operating Profit/(loss)		42 330 591	(482 771)
Financial income and expense			
Other financial income		3 112	0
Other financial expenses		3 949	0
Net financial items		(837)	0
Ordinary result before tax expense		42 329 754	(482 771)
Income tax expense	4	10 523 514	0
NET PROFIT /(LOSS)		31 806 240	(482 771)
Attributable to:			
Other equity		1 883 731	(482 771)
Received group contribution		(10 077 491)	
Dividend		40 000 000	0
Total attributed		31 806 240	(482 771)



Norselab Credit Management AS – org.nr. 931 243 632

BALANCE SHEET

	Note	2024	2023
ASSETS			
Non-current assets			
Intangible assets			
Goodwill	5	1 749 612	2 187 016
Total intangible assets		1 749 612	2 187 016
Fixed assets			
Fixtures and fittings, etc.	6	156 803	160 000
Total tangible assets		156 803	160 000
Total non-current assets		1 906 415	2 347 016
Current assets			
Receivables			
Short-term receivables from group companies	7	0	1 137 442
Other receivables		53 923 492	19 257
Total receivables		53 923 492	1 156 699
Cash and cash equivalents	8	7 908 446	7 288 773
Total current assets		61 831 938	8 445 472
TOTAL ASSETS		63 738 353	10 792 488



Norselab Credit Management AS – org.nr. 931 243 632

BALANCE SHEET

	Note	2024	2023
EQUITY AND LIABILITIES			
Equity			
Owners' equity			
Issued share capital	9	140 000	30 000
Share premium	10	10 890 000	-
Resolved, unregistered capital increase	10	-	11 000 00
Other paid-in capital	10	(5 570)	(5 570)
Total owners' equity		11 024 430	11 024 430
Accumulated results			
Other equity	10	1 400 959	(482 771)
Total accumulated results		12 425 389	(482 771)
TOTAL EQUITY	10	12 425 389	10 541 659
Liabilities			
Provision for liabilities			
Deferred tax		94 547	-
Total provisions for liabilities		94 547	-
Other non-current liabilities			
Other non-current liabilities		3 254 765	-
Total non-current liabilities		3 254 765	-
Current liabilities			
Accounts payable		558 960	95 871
Payable tax		351 476	-
Accrued taxes payable		1 878 874	-
Dividend		40 000 000	-
Other short-term debt		5 174 343	154 958
Total current liabilities		47 963 652	250 829
Total liabilities		51 312 964	250 829
TOTAL EQUITY AND LIABILITIES		63 738 353	10 792 488



Norselab Credit Management AS – org.nr. 931 243 632

Oslo, 19 February 2025
Board of
Norselab Credit Management AS

Martin Hagen

Martin Hagen
Chair

Eivind Hadler-Olsen

Eivind Hadler-Olsen
Member of Board

Kristine Klaveness

Kristine Klaveness
Member of Board

Tom Hestnes

Tom Hestnes
Managing Director



Norselab Credit Management AS – org.nr. 931 243 632

CASH FLOW STATEMENT

	Note	2024	2023
Cash flow from operating activities			
Profit/(loss) before income taxes		42 329 754	(482 771)
Depreciations	5,6	491 601	0
Change in accounts payable		463 089	95 871
Change in other accruals		(42 613 771)	(1 007 310)
Net cash flow from operating activities		670 673	(1 394 211)
Cash flow from investment activities			
Change in fixed assets	6	(51 000)	(2 347 016)
Net cash flow from investment activities		(51 000)	(2 347 016)
Cash flow from financing activities			
Capital contributions at incorporation and share issues		-	11 030 000
Netto kontantstrøm fra finansieringsaktiviteter		-	11 030 000
Net change in cash and cash equivalents		619 673	7 288 773
Cash and cash equivalents at 01.01		7 288 773	-
Cash and cash equivalents at 31.12		7 908 446	7 288 773



Norselab Credit Management AS – org.nr. 931 243 632

NOTES

ACCOUNTING PRINCIPLES

The annual financial statements have been prepared in accordance with the Norwegian Accounting Act, Regulations on Annual Financial Statements for Securities Firms, Management Companies and managers of AIF's, and good accounting practice.

The assumption of going concern has been used in the preparation of the financial statements.

Consolidation

Norselab Credit Management AS is indirectly owned by the Norwegian company Norselab Group AS. The company is included in the consolidated financial statements of Norselab Group AS, and consolidated financial statements can be provided upon request at Nedre Slottsgate 5, 0157 Oslo, Norway.

Currency

The company's presentation currency is Norwegian kroner (NOK). Transactions in foreign currency are translated at the exchange rate at the time of the transaction. Monetary items in foreign currency are translated into Norwegian kroner using the exchange rate on the balance sheet date. Non-monetary items that are measured at fair value expressed in foreign currency are translated at the exchange rate determined at the measurement date.

Currency exchange rate changes are recognized in the income statement as other financial items during the accounting period, while translation differences related to the consolidation of subsidiaries with a functional currency other than NOK are recognized in equity.

Use of estimates

Preparation of financial statements in accordance with the Norwegian Accounting Act requires the use of estimates. Furthermore, the application of the company's accounting principles requires management to exercise judgment. Areas that largely contain such subjective judgments, high levels of complexity, or areas where assumptions and estimates are material to the financial statements are described in the notes.

Revenue

Revenue consists of income from fund management. Management fees are recognized when an unconditional right to receive management fees exists. The fee is measured at fair value of the consideration received.

Classification and measurement of balance sheet items

Assets intended for permanent ownership or use are classified as non-current assets. Non-current assets are measured at cost. Current assets and liabilities normally include items that are due for payment within one year after the balance sheet date, as well as items related to the inventory cycle. Current assets are measured at the lower of cost and estimated fair value.

Receivables are classified as current assets if they are due to be repaid within one year. Similar criteria are applied to liabilities.



Norselab Credit Management AS – org.nr. 931 243 632

Impairment of non-current assets

When an indication arises that the carrying amount of a non-current asset is higher than its recoverable amount, an impairment test is performed. The test is conducted at the lowest level of non-current assets that has independent cash flows. If the carrying amount is higher than both the selling price and the recoverable amount, an impairment is recognized at the higher of the selling price and the recoverable amount. The recoverable amount is the higher of the net selling price and the asset's value in use. Value in use is the present value of future cash flows associated with the asset. Previously recognized impairments, except for goodwill, are reversed if the basis for the impairment no longer exists.

Receivables

Trade and other receivables are stated in the balance sheet at nominal value, less allowances for expected losses. Allowances for losses are made on the basis of individual assessments of each receivable. In addition, a non-specific allowance is made for expected losses on other trade receivables.

Tax

The tax expense in the income statement includes both the payable tax for the period and the change in deferred tax. Deferred tax is calculated at 25% based on the temporary differences between accounting and tax values, as well as any tax loss carryforward at the end of the fiscal year. Tax-increasing and tax-reducing temporary differences that reverse or can reverse in the same period are offset and netted. Deferred tax on goodwill in connection with the acquisition of subsidiaries is not offset.

The recognition of deferred tax assets on net tax-reducing differences that have not been offset and loss carryforwards is based on expected future earnings. Deferred tax assets that can be recognized on the balance sheet and deferred tax liabilities are netted in the balance sheet.

Cash flow statement

The cash flow statement is prepared using the indirect method. Cash and cash equivalents include cash, bank deposits, and other short-term liquid investments that can be immediately converted into known cash amounts with insignificant risk of changes in value and with a remaining maturity of less than three months from the acquisition date.



Norselab Credit Management AS – org.nr. 931 243 632

NOTE 1 TOTAL OPERATING INCOME

	Country	2024	2023
Revenue from fund management	Ireland	67 893 779	-
Sum		67 893 779	-

NOTE 2 PAYROLL

	2024	2023
Salaries	16 855 114	-
Payroll tax	1 432 853	-
Pension	447 121	-
Other employee benefits	815 751	-
Sum	19 550 840	-

The company had no employees in 2023. As a result of the transfer of the credit management business from Norselab Investment Management AS, the company had 4 full-time employees from 1 January 2024, and a total of 5 full-time employees from June 2024 onwards.

The company is required to have an occupational pension according to the Mandatory Occupational Pensions Act in 2024. The company's pension schemes meet the requirements of this law.

NOTE 3 REMUNERATIONS TO KEY MANAGEMENT, AUDITORS ETC.

Remuneration to key management

	CEO	Board
Salaries	2 711 538	178 650
Other benefits	14 914	-
Total	2 726 452	178 650

No loans/security have been granted to the CEO, the board, or other related parties.

There are no separate agreements on compensation in case of termination or changes in employment for either key management or board members.

The Company has a remuneration policy that enables variable pay (bonus) for all employees. The CEO is part of the arrangement and will receive variable pay for the financial year 2024. 60 % of the earned variable pay is paid out following approval of the financial statement and the following 40 % is deferred over the coming 3 years.

Audit fees

	2024	2023
Statutory audit	116 875	28 125
Other services	139 768	-
Total	256 643	28 125



Norselab Credit Management AS – org.nr. 931 243 632

NOTE 4 TAX

	2024	2023
This year's tax expenses consist of:		
Payable tax	10 428 967	-
Change in deferred tax	94 547	-
Net tax cost	10 523 514	-
This year's tax payable consists of:		
Result before tax	42 329 754	(482 771)
Temporary differences	107 213	(485 403)
Permanent differences	252 646	(5 570)
Utilization of tax losses carried forward	(973 744)	-
Basis of tax payable before group contribution	41 715 869	-
Group contribution	(41 309 965)	-
Basis of tax payable	1 405 904	(973 744)
Tax payable	351 476	-
Temporary differences are made up of:		
Fixed assets	378 190	485 403
Carried forward loss	-	(973 744)
Total temporary differences	378 190	(488 341)
Tax rate	25 %	25 %
Deferred tax / (-) deferred tax asset	94 547	(122 085)
Deferred tax / (-) deferred tax asset on the balance sheet	94 547	-

NOTE 5 INTANGIBLE ASSETS

	Goodwill
Accumulated cost 01.01	2 187 016
Acquisitions	-
Accumulated cost 31.12	2 187 016
Accumulated depreciation 31.12	437 404
Carrying value 31.12	1 749 612
Depreciation for the year	166 772
Economic life	5 years

NOTE 6 FIXED ASSETS

	Office equipment	Fixtures and fittings	Total
Accumulated cost 01.01	-	-	-
Acquisitions	160 000	51 000	211 000
Accumulated cost 31.12	160 000	51 000	211 000
Accumulated depreciation 31.12	53 332	865	54 197
Carrying value 31.12	106 668	50 135	54 197
Depreciation for the year	53 332	865	54 197
Economic life	3 years	9 years	



Norselab Credit Management AS – org.nr. 931 243 632

NOTE 7 INTERCOMPANY BALANCES

	2024	2023
Short-term intercompany receivable		
Norselab Investment Management AS	-	1 131 442
Norselab Credit Strategies AS	-	6 000
Sum	-	1 137 442

NOTE 8 RESTRICTED FUNDS

Of the company's bank deposits, NOK 501 941 are restricted tax withholding funds. The outstanding tax withholding funds cover the tax withholding liability as of December 31, 2024.

Client funds and client liabilities are recorded net. The balance on the client account is NOK 54 997 959 to cover the client liability of NOK 54 997 959.

Client funds and client liabilities relate to the custody and administration of financial instruments on behalf of clients.

NOTE 9 NUMBER OF SHARES, SHAREHOLDERS, ETC.

The share capital of the company is NOK 30 000 divided into 30 000 shares at NOK 1.00 each.

All shares have the same rights in the company.

Name	Number of shares	Share
Norselab Credit Strategies AS	140 000	100 %

NOTE 10 EQUITY

	Share capital	Share premium	Resolved, unregistered capital increase	Other paid-in capital	Other equity	Total
Equity as of 1.1	30 000	-	11 000 000	(5 570)	(482 771)	10 541 659
Registration of capital	110 000	10 890 000	(11 000 000)	-	-	-
Group contribution	-	-	-	-	10 077 491	10 077 491
Dividend	-	-	-	-	(40 000 000)	(40 000 000)
Profit for the year	-	-	-	-	31 806 240	31 806 240
Equity as of 31.12	140 000	10 890 000	-	(5 570)	1 400 960	12 425 390



Norselab Credit Management AS – org.nr. 931 243 632

NOTE 11 CAPITAL ADEQUACY

Own funds

	2024	2023
Own funds		
Share capital	140 000	30 000
Share premium	10 890 000	-
Other equity	1 395 390	(488 341)
Other common equity Tier 1 capital	-	11 000 000
Common equity Tier 1	12 425 390	10 541 659
<i>less Intangible assets</i>	<i>(1 749 612)</i>	<i>(2 187 016)</i>
Tier 1 Capital	10 675 778	8 354 643
Own funds	10 675 778	8 354 643

Capital requirement

The Capital Requirements Regulation (CRR) Article 95 has been applied, where the higher of 25 % of last year's fixed costs and 8 % of the calculation basis for credit and market risk exposure shall be used. Fixed cost for 2023 and 2024 was based on the budget from the license application, as the business started 1.1.24 and license was received late 2023 both 2023 and 2024 were based on 2024 budget. From onwards 2025 fixed cost will be based on last year's fixed cost.

As of 31.12.2024, 8 % of credit and market risk is the effective capital requirement.

The capital adequacy requirements will be the highest of the following:

	2024	2023
alt.1) Total of basis of fixed costs	16 548 920	16 548 920
Capital requirement being 25% of the basis	4 137 230	4 137 230
alt.2) Risk-weighted credit exposure and market risk		
Institutions (20 %)	1 581 689	1 316 699
Other commitments (100 %)	54 080 295	1 457 755
Total basis credit exposure calculation	55 661 984	2 774 453
Market risk	-	-
Total basis for marked exposure calculation	55 661 984	2 774 453
Capital requirement being 8 % of the basis	4 452 959	221 956
alt.3) Requirement for starting capital		
Minimum starting capital 125 000 EUR	1 474 375	1 405 063
Total calculations basis of starting capital	1 474 375	1 405 063
Capital requirement being the minimum requirement	1 474 375	1 405 063
Current capital requirement:	4 452 959	4 137 230
Excess of own funds:	6 222 819	4 217 413
Capital coverage in percentage of the basis	19,2 %	16,2 %



Norselab Credit Management AS – org.nr. 931 243 632

Calculations of fixed costs

For 2025, the following fixed costs for 2024 will be used as the basis for calculating the capital requirement:

		Actual 2024	Budget 2024
Total revenue (incl. financial income)	(+)	67 896 891	19 368 618
Negative result before tax	(+)	-	-
Total		67 896 891	19 368 618
Positive result before tax	(-)	42 329 754	2 169 698
Variable costs	(-)	8 136 912	2 819 698
Extraordinary costs	(-)	-	-
Total basis of fixed costs		17 430 225	16 548 920
25% of fixed costs		4 357 556	4 137 230

NOTE 12 KEY FIGURES

Profit after tax as a percentage of total assets under management	2024
	1,1 %

NOTE 13 LIQUIDITY RISK

Maturity Structure	2024		2023	
	Assets	Liabilities	Assets	Liabilities
< 1 month	7 908 446	558 960	7 288 773	95 871
1-3 months	53 923 492	1 878 874	-	-
3-12 months	-	5 174 342	-	154 958
1-5 years	1 906 415	3 254 765	2 347 016	-
> 5 years	-	-	-	-
TOTAL	63 738 353	10 886 941	9 635 789	250 829

NOTE 14 EVENTS AFTER THE BALANCE SHEET DATE






There have been no events of significant importance for the evaluation of the annual financial statements after the balance sheet date.



Revisjonsspor

Tittel	2024 Annual Accounts Norselab Credit Management AS - Til...
Filnavn	2024_Annual_Accou...Management_AS.pdf
Dokument-ID	d903ef46d69697d988b50566a407e1a57425c5f7
Datoformat revisjonssporing	DD / MM / YYYY
Status	● Underskrevet

Dokumenthistorikk

 SENDT	19 / 02 / 2025 12:26:01 UTC	Sendt for underskriving til Tom Hestnes (tom.hestnes@norselab.com), Eivind Hadler-Olsen (ehadlerolsen@yahoo.no), Kristine Klaveness (kristine.klaveness@klavenessmarine.com) and Martin Hagen (martin@prodev.no) fra ts@norselab.com IP: 217.170.130.9
 VIST	19 / 02 / 2025 12:27:58 UTC	Vist av Tom Hestnes (tom.hestnes@norselab.com) IP: 217.170.130.9
 UNDERSKREVET	19 / 02 / 2025 12:28:13 UTC	Skrevet under av Tom Hestnes (tom.hestnes@norselab.com) IP: 217.170.130.9
 VIST	19 / 02 / 2025 13:41:29 UTC	Vist av Eivind Hadler-Olsen (ehadlerolsen@yahoo.no) IP: 89.8.36.196
 UNDERSKREVET	19 / 02 / 2025 13:42:52 UTC	Skrevet under av Eivind Hadler-Olsen (ehadlerolsen@yahoo.no) IP: 89.8.36.196

Levert av  Dropbox Sign



Revisjonsspor

Tittel	2024 Annual Accounts Norselab Credit Management AS - Til...
Filnavn	2024_Annual_Accou...Management_AS.pdf
Dokument-ID	d903ef46d69697d988b50566a407e1a57425c5f7
Datoformat revisjonssporing	DD / MM / YYYY
Status	● Underskrevet

Dokumenthistorikk

 VIST	19 / 02 / 2025 15:12:49 UTC	Vist av Kristine Klaveness (kristine.klaveness@klavenessmarine.com) IP: 77.16.68.107
 UNDERSKREVET	19 / 02 / 2025 15:14:27 UTC	Skrevet under av Kristine Klaveness (kristine.klaveness@klavenessmarine.com) IP: 77.16.68.107
 VIST	20 / 02 / 2025 10:42:21 UTC	Vist av Martin Hagen (martin@prodev.no) IP: 51.174.21.48
 UNDERSKREVET	20 / 02 / 2025 10:44:06 UTC	Skrevet under av Martin Hagen (martin@prodev.no) IP: 51.174.21.48
 FULLFØRT	20 / 02 / 2025 10:44:06 UTC	Dokumentet er fullført.

Levert av 



KPMG AS
Sørkedalsveien 6
P.O. Box 7000 Majorstuen
N-0306 Oslo

Telephone +47 45 40 40 63
Internet www.kpmg.no
Enterprise 935 174 627 MVA

Til generalforsamlingen i Norselab Credit Management AS

Uavhengig revisors beretning

Konklusjon

Vi har revidert årsregnskapet for Norselab Credit Management AS som består av balanse per 31. desember 2024, resultatregnskap og kontantstrømpoppstilling for regnskapsåret avsluttet per denne datoen og noter til årsregnskapet, herunder et sammendrag av viktige regnskapsprinsipper.

Etter vår mening

- oppfyller årsregnskapet gjeldende lovkrav, og
- gir årsregnskapet et rettviseende bilde av selskapets finansielle stilling per 31. desember 2024, og av dets resultater og kontantstrømmer for regnskapsåret avsluttet per denne datoen i samsvar med regnskapslovens regler og god regnskapskikk i Norge.

Grunnlag for konklusjonen

Vi har gjennomført revisjonen i samsvar med International Standards on Auditing (ISA-ene). Våre oppgaver og plikter i henhold til disse standardene er beskrevet nedenfor under *Revisors oppgaver og plikter ved revisjonen av årsregnskapet*. Vi er uavhengige av selskapet i samsvar med kravene i relevante lover og forskrifter i Norge og International Code of Ethics for Professional Accountants (inkludert internasjonale uavhengighetsstandarder) utstedt av International Ethics Standards Board for Accountants (IESBA-reglene), og vi har overholdt våre øvrige etiske forpliktelser i samsvar med disse kravene. Innhentet revisjonsbevis er etter vår vurdering tilstrekkelig og hensiktsmessig som grunnlag for vår konklusjon.

Øvrig informasjon

Styret og daglig leder (ledelsen) er ansvarlige for informasjonen i årsberetningen. Øvrig informasjon omfatter informasjon i årsrapporten bortsett fra årsregnskapet og den tilhørende revisjonsberetningen. Vår konklusjon om årsregnskapet ovenfor dekker ikke informasjonen i årsberetningen.

I forbindelse med revisjonen av årsregnskapet er det vår oppgave å lese årsberetningen. Formålet er å vurdere hvorvidt det foreligger vesentlig inkonsistens mellom årsberetningen og årsregnskapet og den kunnskap vi har opparbeidet oss under revisjonen av årsregnskapet, eller hvorvidt informasjon i årsberetningen ellers fremstår som vesentlig feil. Vi har plikt til å rapportere dersom årsberetningen fremstår som vesentlig feil. Vi har ingenting å rapportere i så henseende.

Basert på kunnskapen vi har opparbeidet oss i revisjonen, mener vi at årsberetningen

- er konsistent med årsregnskapet og
- inneholder de opplysninger som skal gis i henhold til gjeldende lovkrav.

Ledelsens ansvar for årsregnskapet

Ledelsen er ansvarlig for å utarbeide årsregnskapet og for at det gir et rettviseende bilde i samsvar med regnskapslovens regler og god regnskapskikk i Norge. Ledelsen er også ansvarlig for slik internkontroll som den finner nødvendig for å kunne utarbeide et årsregnskap som ikke inneholder vesentlig feilinformasjon, verken som følge av misligheter eller utilsiktede feil.

Offices in:

© KPMG AS, a Norwegian limited liability company and a member firm of the KPMG global organization of independent member firms affiliated with KPMG International Limited, a private English company limited by guarantee. All rights reserved.

Statsautoriserede revisorer - medlemmer av Den norske Revisorforening

Oslo	Elverum	Mo i Rana	Tromsø
Alta	Finnnes	Molde	Trondheim
Arendal	Hamar	Sandefjord	Tynset
Bergen	Haugesund	Slavanger	Ulsteinvik
Bode	Knaarvik	Stord	Alesund
Drammen	Kristiansand	Strøme	

Penneo document key: MB4TC-IP66P-87TVG-FGTFS-NOOED-QXBf4



Ved utarbeidelsen av årsregnskapet må ledelsen ta standpunkt til selskapets evne til fortsatt drift og opplyse om forhold av betydning for fortsatt drift. Forutsetningen om fortsatt drift skal legges til grunn for årsregnskapet så lenge det ikke er sannsynlig at virksomheten vil bli avvirket.

Revisors oppgaver og plikter ved revisjonen av årsregnskapet

Vårt mål er å oppnå betryggende sikkerhet for at årsregnskapet som helhet ikke inneholder vesentlig feilinformasjon, verken som følge av misligheter eller utilsiktede feil, og å avgi en revisjonsberetning som inneholder vår konklusjon. Betryggende sikkerhet er en høy grad av sikkerhet, men ingen garanti for at en revisjon utført i samsvar med ISA-ene, alltid vil avdekke vesentlig feilinformasjon. Feilinformasjon kan oppstå som følge av misligheter eller utilsiktede feil. Feilinformasjon er å anse som vesentlig dersom den enkeltvis eller samlet med rimelighet kan forventes å påvirke de økonomiske beslutningene som brukerne foretar på grunnlag av årsregnskapet.

Som del av en revisjon i samsvar med ISA-ene, utøver vi profesjonelt skjønn og utviser profesjonell skepsis gjennom hele revisjonen. I tillegg:

- identifiserer og vurderer vi risikoen for vesentlig feilinformasjon i regnskapet, enten det skyldes misligheter eller utilsiktede feil. Vi utformer og gjennomfører revisjonshandlinger for å håndtere slike risikoer, og innhenter revisjonsbevis som er tilstrekkelig og hensiktsmessig som grunnlag for vår konklusjon. Risikoen for at vesentlig feilinformasjon som følge av misligheter ikke blir avdekket, er høyere enn for feilinformasjon som skyldes utilsiktede feil, siden misligheter kan innebære samarbeid, forfalskning, bevisste utelatelser, uriktige fremstillinger eller overstyring av internkontroll.
- opparbeider vi oss en forståelse av intern kontroll som er relevant for revisjonen, for å utforme revisjonshandlinger som er hensiktsmessige etter omstendighetene, men ikke for å gi uttrykk for en mening om effektiviteten av selskapets interne kontroll.
- evaluerer vi om de anvendte regnskapsprinsippene er hensiktsmessige og om regnskapsestimatene og tilhørende noteopplysninger utarbeidet av ledelsen er rimelige.
- konkluderer vi på om ledelsens bruk av fortsatt drift-forutsetningen er hensiktsmessig, og, basert på innhentede revisjonsbevis, hvorvidt det foreligger vesentlig usikkerhet knyttet til hendelser eller forhold som kan skape tvil av betydning om selskapets evne til fortsatt drift. Dersom vi konkluderer med at det eksisterer vesentlig usikkerhet, kreves det at vi i revisjonsberetningen henleder oppmerksomheten på tilleggsopplysningene i årsregnskapet, eller, dersom slike tilleggsopplysninger ikke er tilstrekkelige, at vi modifiserer vår konklusjon. Våre konklusjoner er basert på revisjonsbevis innhentet frem til datoen for revisjonsberetningen. Etterfølgende hendelser eller forhold kan imidlertid medføre at selskapet ikke kan fortsette driften.
- evaluerer vi den samlede presentasjonen, strukturen og innholdet i årsregnskapet, inkludert tilleggsopplysningene, og hvorvidt årsregnskapet gir uttrykk for de underliggende transaksjonene og hendelsene på en måte som gir et rettviseende bilde.

Vi kommuniserer med styret blant annet om det planlagte innholdet i og tidspunkt for revisjonsarbeidet og eventuelle vesentlige funn i revisjonen, herunder vesentlige svakheter i intern kontroll som vi avdekker gjennom revisjonen.

Oslo, 19. februar 2025

KPMG AS

Geir Moen
Statsautorisert revisor
(elektronisk signert)

Penneo document key: MB4TC-IP66P-87TVG-FGTFS-NOOED-QXBf4



PENNEO

Signaturene i dette dokumentet er juridisk bindende. Dokument signert med "Penneo™ - sikker digital signatur". De signerende parter sin identitet er registrert, og er listet nedenfor.

"Med min signatur bekrefter jeg alle datoer og innholdet i dette dokument."

Moen, Geir

Partner

På vegne av: KPMG AS

Serienummer: no_bankid:9578-5999-4-2322213

IP: 80.232.xxx.xxx

2025-02-19 15:28:05 UTC



Penneo Dokumentnøkkel: MB4TO-IP66P-87TVG-FGTPS-NOCED-QXBF4

Dette dokumentet er signert digitalt via **Penneo.com**. De signerte dataene er validert ved hjelp av den matematiske hashverdien av det originale dokumentet. All kryptografisk bevisføring er innebygd i denne PDF-en for fremtidig validering.

Dette dokumentet er forseglet med et kvalifisert elektronisk segl ved bruk av et sertifikat og et tidsstempel fra en kvalifisert tilstjenesteleverandør.

Slik kan du bekrefte at dokumentet er originalt

Når du åpner dokumentet i Adobe Reader, kan du se at det er sertifisert av **Penneo A/S**. Dette beviser at innholdet i dokumentet ikke har blitt endret siden tidspunktet for signeringen. Bevis for de individuelle signatørens digitale signaturer er vedlagt dokumentet.

Du kan bekrefte de kryptografiske bevisene ved hjelp av Penneos validator, <https://penneo.com/validator>, eller andre valideringsverktøy for digitale signaturer.