



ÅRSREGNSKAPET FOR REGNSKAPSÅRET 2022 - GENERELL INFORMASJON

Enheten

Organisasjonsnummer: 916 602 162
Organisasjonsform: Aksjeselskap
Foretaksnavn: MCKESSON NORWAY HOLDING AS
Forretningsadresse: Alf Bjerckes vei 28
0596 OSLO

Regnskapsår

Årsregnskapets periode: 01.04.2021 - 31.03.2022

Konsern

Mørselskap i konsern: Ja
Konsernregnskap lagt ved: Ja

Regnskapsregler

Regler for små foretak benyttet: Nei
Benyttet ved utarbeidelsen av årsregnskapet til selskapet: Regnskapslovens alminnelige regler
Benyttet ved utarbeidelsen av årsregnskapet til konsernet: -

Årsregnskapet fastsatt av kompetent organ

Bekreftet av representant for selskapet: Vegard Hoff
Dato for fastsettelse av årsregnskapet: 22.06.2022

Grunnlag for avgivelse

År 2022: Årsregnskapet er elektronisk innlevert
År 2021: Tall er hentet fra elektronisk innlevert årsregnskap fra 2022

Det er ikke krav til at årsregnskapet m.v. som sendes til Regnskapsregisteret er undertegnet. Kontrollen på at dette er utført ligger hos revisor/enhetens øverste organ. Sikkerheten ivaretas ved at innsender har rolle/rettighet for innsending av årsregnskapet via Altinn, og ved at det bekreftes at årsregnskapet er fastsatt av kompetent organ.

Brønnøysundregistrene, 06.07.2023



Resultatregnskap

| Beløp i: NOK | Note | 2022 | 2021 |
|--|------|---------------------|---------------------|
| RESULTATREGNSKAP | | | |
| Kostnader | | | |
| Annen driftskostnad | 1 | 133 000 | 202 000 |
| Sum kostnader | | 133 000 | 202 000 |
| Driftsresultat | | -133 000 | -202 000 |
| Finansinntekter og finanskostnader | | | |
| Inntekt på investering i datterselskap og tilknyttet selskap | 2 | 0 | 0 |
| Annen finansinntekt | | 1 000 | 4 000 |
| Sum finansinntekter | | 1 000 | 4 000 |
| Rentekostnad til foretak i samme konsern | 3 | 187 140 000 | 187 140 000 |
| Sum finanskostnader | | 187 140 000 | 187 140 000 |
| Netto finans | | -187 139 000 | -187 136 000 |
| Ordinært resultat før skattekostnad | | -187 272 000 | -187 338 000 |
| Skattekostnad på ordinært resultat | 6 | -17 974 000 | -16 812 000 |
| Ordinært resultat etter skattekostnad | | -169 298 000 | -170 526 000 |
| Årsresultat | | -169 298 000 | -170 526 000 |
| Overføringer og disponeringer | | | |
| Overføring fra overkurs | 5 | -261 228 000 | -445 562 000 |
| Ordinært utbytte | | 91 930 000 | 102 000 000 |
| Overføringer til/fra annen egenkapital | 5 | 0 | 173 036 000 |
| Sum overføringer og disponeringer | | -169 298 000 | -170 526 000 |



Balanse

| Beløp i: NOK | Note | 2022 | 2021 |
|--|------|----------------------|----------------------|
| BALANSE - EIENDELER | | | |
| Anleggsmidler | | | |
| Immaterielle eiendeler | | | |
| Utsatt skattefordel | 6 | 0 | 0 |
| Sum immaterielle eiendeler | | 0 | 0 |
| Finansielle anleggsmidler | | | |
| Investering i datterselskap | 2 | 3 979 567 000 | 4 234 160 000 |
| Sum finansielle anleggsmidler | | 3 979 567 000 | 4 234 160 000 |
| Sum anleggsmidler | | 3 979 567 000 | 4 234 160 000 |
| Omløpsmidler | | | |
| Varer | | | |
| Fordringer | | | |
| Andre fordringer | 2, 3 | 309 269 000 | 301 478 000 |
| Sum fordringer | | 309 269 000 | 301 478 000 |
| Bankinnskudd, kontanter og lignende | | | |
| Bankinnskudd, kontanter og lignende | | 377 000 | 6 284 000 |
| Sum bankinnskudd, kontanter og lignende | | 377 000 | 6 284 000 |
| Sum omløpsmidler | | 309 646 000 | 307 762 000 |
| SUM EIENDELER | | 4 289 213 000 | 4 541 922 000 |
| BALANSE - EGENKAPITAL OG GJELD | | | |
| Egenkapital | | | |
| Innskutt egenkapital | | | |
| Selskapskapital | 4 | 90 000 | 90 000 |
| Overkurs | | 972 793 000 | 1 234 021 000 |
| Sum innskutt egenkapital | | 972 883 000 | 1 234 111 000 |



Balanse

| Beløp i: NOK | Note | 2022 | 2021 |
|-----------------------------------|-------------|----------------------|----------------------|
| Opptjent egenkapital | | | |
| Annen egenkapital | 5 | 0 | 0 |
| Sum opptjent egenkapital | | 0 | 0 |
| | | | |
| Sum egenkapital | | 972 883 000 | 1 234 111 000 |
| | | | |
| Gjeld | | | |
| Langsiktig gjeld | | | |
| Annen langsiktig gjeld | | | |
| Langsiktig konserngjeld | 3 | 3 000 000 000 | 3 000 000 000 |
| Sum annen langsiktig gjeld | | 3 000 000 000 | 3 000 000 000 |
| | | | |
| Sum langsiktig gjeld | | 3 000 000 000 | 3 000 000 000 |
| | | | |
| Kortsiktig gjeld | | | |
| Betalbar skatt | 6 | 83 917 000 | 65 328 000 |
| Utbytte | | 91 930 000 | 102 000 000 |
| Kortsiktig konserngjeld | | 140 483 000 | 140 483 000 |
| Sum kortsiktig gjeld | | 316 330 000 | 307 811 000 |
| | | | |
| Sum gjeld | | 3 316 330 000 | 3 307 811 000 |
| | | | |
| SUM EGENKAPITAL OG GJELD | | 4 289 213 000 | 4 541 922 000 |



DocuSign Envelope ID: 521BBDDD-6950-40F8-B65F-18A810D025A9

McKesson Norway Holding AS

Org. no. 916 602 162

| Income statement in TNOK (NOK x 1,000) | Notes | 01.04.2021 - 31.03.2022 | 01.04.2020 - 31.03.2021 |
|---|-------|----------------------------|----------------------------|
| <i>Total operating revenue</i> | | 0 | 0 |
| Other operating expenses | 1 | -133 | -202 |
| <i>Total operating expenses</i> | | -133 | -202 |
| Operating result | | -133 | -202 |
| Income from subsidiaries and associates | 2 | 0 | 0 |
| Other financial income | | 1 | 4 |
| Financial expenses, group | 3 | -187 140 | -187 140 |
| <i>Net financial result</i> | | <i>-187 139</i> | <i>-187 136</i> |
| Pre-tax profit/loss | | -187 272 | -187 338 |
| Tax | 6 | 17 974 | 16 812 |
| ANNUAL RESULTS | | -169 298 | -170 526 |
| Information about allocation of the profit/loss of the year: | | | |
| Proposed dividend | | 91 930 | 102 000 |
| Transfer from Share premium | 5 | -261 228 | -445 562 |
| Transfer to other equity | 5 | 0 | 173 036 |
| <i>Total</i> | | <i>-169 298</i> | <i>-170 526</i> |



DocuSign Envelope ID: 521BBDDD-6950-40F8-B65F-18A810D025A9

McKesson Norway Holding AS

Org. no. 916 602 162

| Balance sheet in TNOK (NOK x 1,000) | Notes | 31.03.2022 | 31.03.2021 |
|-------------------------------------|-------|------------------|------------------|
| ASSETS | | | |
| Deferred tax | 6 | 0 | 0 |
| <i>Total intangible assets</i> | | 0 | |
| Investments in subsidiaries | 2 | 3 979 567 | 4 234 160 |
| <i>Total financial fixed assets</i> | | 3 979 567 | 4 234 160 |
| Total fixed assets | | 3 979 567 | 4 234 160 |
| Other short-term receivables | 2, 3 | 309 269 | 301 478 |
| Bank deposits, cash in hand, etc. | | 377 | 6 284 |
| Total current assets | | 309 646 | 307 762 |
| TOTAL ASSETS | | 4 289 213 | 4 541 922 |




DocuSign Envelope ID: 521BBDDD-6950-40F8-B65F-18A810D025A9


McKesson Norway Holding AS

Org. no. 916 602 162

| Balance sheet in TNOK (NOK x 1,000) | Notes | 31.03.2022 | 31.03.2021 |
|--|-------|------------------|------------------|
| LIABILITIES AND EQUITY | | | |
| Common shares | 4 | 90 | 90 |
| Share premium | | 972 793 | 1 234 021 |
| <i>Total paid-in capital</i> | | <i>972 883</i> | <i>1 234 111</i> |
| Other equity | 5 | 0 | 0 |
| <i>Total retained earnings</i> | | <i>0</i> | <i>0</i> |
| Total equity | | 972 883 | 1 234 111 |
| <i>Total provisions</i> | | <i>0</i> | <i>0</i> |
| Long-term debt to group companies | 3 | 3 000 000 | 3 000 000 |
| <i>Total other non-current liabilities</i> | | <i>3 000 000</i> | <i>3 000 000</i> |
| Trade payables | | 0 | 0 |
| Proposed dividend | | 91 930 | 102 000 |
| Short-term debt to group companies | 3 | 140 483 | 140 483 |
| Tax payable | 6 | 83 917 | 65 328 |
| <i>Total current liabilities</i> | | <i>316 330</i> | <i>307 811</i> |
| Total liabilities | | 3 316 330 | 3 307 811 |
| TOTAL LIABILITIES AND EQUITY | | 4 289 213 | 4 541 922 |

Oslo, 22 June 2022

DocuSigned by:

FC303D2DE1D3423...
Michael Ecker
Chairman of the Board
22.06.2022

DocuSigned by:

18459FEF009E442...
Ros-Marie Grusén
Board Member
22.06.2022



DocuSign Envelope ID: 521BBDDD-6950-40F8-B65F-18A810D025A9

McKesson Norway Holding AS

Org. no. 916 602 162

| Cash flow statement in TNOK (NOK x 1,000) | NOTE | 31.03.2022 | 31.03.2021 |
|---|------|-----------------|-----------------|
| Ordinary pre-tax profit | | -187 272 | -187 338 |
| Taxes paid | 6 | -35 245 | -24 990 |
| Group contribution included in P&L | 2 | 0 | 0 |
| Change in other accrual accounting items | | | |
| Net cash flow from operations | | -222 517 | -212 328 |
| Investments in tangible and intangible assets | | 0 | 0 |
| Investments in associated companies | | 0 | 0 |
| Investments in subsidiaries | 2 | 0 | 0 |
| Net cash flow from investment activities | | 0 | 0 |
| Net change in other non-current liabilities | | 0 | 0 |
| Net change in loans to group companies | | 17 132 | -1 |
| Group contribution received for previous years | 2 | 301 478 | 217 091 |
| Payment of dividend | 5 | -102 000 | 0 |
| Net cash flow from financial activities | | 216 610 | 217 090 |
| | | | |
| Net change in cash flow | | -5 907 | 4 762 |
| Cash balances as per beginning of fiscal year | | 6 284 | 1 522 |
| Cash balances as per end of fiscal year | | 377 | 6 284 |



DocuSign Envelope ID: 521BBDDD-6950-40F8-B65F-18A810D025A9

McKesson Norway Holding AS

Accounting policies

The annual accounts have been prepared in accordance with the Norwegian Accounting Act and generally accepted Norwegian accounting principles.

The preparation of financial statements in compliance with the Accounting Act requires the use of estimates. The application of the company's accounting principles also require management to apply assessments. Areas which to a great extent contain such assessments, a high degree of complexity, or areas in which assumptions and estimates are significant for the financial statements, are described in the notes.

McKesson Corporation; US EIN 94-3207296 prepares the consolidated accounts in which McKesson Norway Holding AS and its subsidiaries are included. McKesson Norway Holding AS is exempted from preparing its own consolidated accounts, according to the approval from Norwegian Tax Authority. The consolidated accounts can be obtained from McKesson, 6555 State Hwy 161, Irving, TX, 75039 USA.

McKesson Norway Holding AS has also obtained permission from Norwegian Tax Authority to prepare the Annual Accounts in English instead of Norwegian.

Classification and valuation of balance sheet items

Current assets and current liabilities include items that are due for payment within one year after the acquisition date and items in connection with the circulation of goods. The remaining items are classified as fixed assets and/or non-current liabilities. Current assets are valued at the lower of acquisition cost and fair value. Current liabilities are recognised in the balance sheet at the nominal amount at the time of the acquisition. Fixed assets, including goodwill and other intangible assets, are valued at acquisition cost less straight-line depreciation, but are written-down to fair value for any impairment that is not expected to be temporary. Non-current liabilities are recognised in the balance sheet at the nominal amount at the time of the acquisition.

Liabilities

Liabilities are recognised in the balance sheet at nominal amount.

Tax

Tax expenses in the income statement include both taxes due in the period and changes in deferred tax. Deferred tax is calculated at 22% on the basis of the temporary differences between financial accounting and tax-related values, in addition to the tax loss carried forward at the end of the financial year. Tax-increasing and tax-reducing temporary differences that reverse or may reverse during the same period are offset. Net deferred tax benefits are recognised in the balance sheet if it is probable that they can be utilised.

Cash flow statement

The cash flow statement has been prepared using the indirect method. Cash and cash equivalents include cash in hand, bank deposits and other short-term liquid investments that can be converted to known cash amounts immediately and with insignificant exchange risk and with a maturity date less than three months after the date of acquisition.



DocuSign Envelope ID: 521BBDDD-6950-40F8-B65F-18A810D025A9

Subsidiaries

Subsidiaries are valued by the cost method in the company accounts. The investment is valued as cost of acquiring shares in the subsidiary, providing that write down is not required. Write down to fair value will be carried out if the reduction in value is caused by circumstances which may not be regarded as incidental, and deemed necessary by generally accepted accounting principles. Write downs are reversed when the cause of the initial write down are no longer present.

Dividends and other distributions are recognized in the same year as appropriated in the subsidiary accounts. Distribution exceeding accumulated net income in subsidiary is booked as a reduction in the investment in the subsidiary.

McKesson Norway Holding AS does not prepare its own consolidated accounts, since the company and its subsidiaries are consolidated to McKesson Corporation.



DocuSign Envelope ID: 521BBDDD-6950-40F8-B65F-18A810D025A9

McKesson Norway Holding AS

Notes to the Annual Account 2022

(All amounts are in thousand NOK unless otherwise indicated)

Note 1 Employees and Remuneration

The Company did not have any employees in the period. No remuneration to the Board of Directors has been expensed. The auditor was remunerated with TNOK 125 in auditor's fee.

Note 2 Investment in subsidiaries:

Shares in subsidiaries

| | Book value at 31.03.2022 | Number of shares | Stake 31.03.2022 | Shareholder's capital 31.03.2022 | Profit/loss for the year 2022 |
|-------------------------------|--------------------------------|---------------------|---------------------|--|-------------------------------------|
| Norsk Medisinaldepot AS, Oslo | 3 979 567 | 200 001 | 100 % | 738 521 | 264 181 |

Group Contribution received from subsidiary

From the subsidiary Norsk Medisinaldepot AS, the company has received the settlement of Group Contribution for previous years of TNOK 301 478.

The Group Contribution of fiscal year 2022 to be received from the subsidiary is TNOK 326 401

Note 3 Intra-Group accounts

Receivables with Group Companies:

This balance represents the Group Contribution amount to be received from the subsidiary, as specified in Note 2.

Debt to Group Companies

This balance consists of the accrued interest of TNOK 140 483 as specified below:

| Loan | Type | Lender | Interest rate | Principal Amount | Accrued interest | TOTAL |
|--------------|-----------|--|------------------|---------------------|---------------------|------------------|
| Loan Note A2 | Long-term | McKesson International Holdings IV S.à r.l. | 6,238% p.a. | 3 000 000 | 140 483 | 3 140 483 |
| SUM: | | | | 3 000 000 | 140 483 | 3 140 483 |

Loan Note A2 has a duration of 20 years, with a fixed interest rate of 6,238% p.a.

Financial risk and hedging of foreign currencies:

The company is not exposed to currency fluctuations, as both the long-term and short-term debt is in NOK. The long-term Loan Note A2 has a fixed rate.

Note 4 Share capital

| | Number of share- holders | Number of shares | Par value per share (in NOK) | Stake |
|--|--------------------------------|---------------------|------------------------------------|--------------|
| Shareholders in McKesson Norway Holding AS | | | | |
| McKesson Europe Holdings GmbH & Co. KGaA | 1 | 30 000 | 3 | 100 % |
| Total shares | 1 | 30 000 | | 100 % |



DocuSign Envelope ID: 521BBDDD-6950-40F8-B65F-18A810D025A9

Note 5 Equity

| | Number of shares | Share capital | Share premium | Other equity/ Uncovered loss | Total |
|-------------------------------------|------------------|---------------|----------------|------------------------------|----------------|
| Equity at beginning of fiscal year | 30 000 | 90 | 1 234 021 | 0 | 1 234 111 |
| Proposed dividend for the year | | | -91 930 | | -91 930 |
| Profit/loss for the year | | | -169 298 | | -169 298 |
| Equity at end of fiscal year | | 90 | 972 793 | 0 | 972 883 |

Note 6 Tax

| | 2022 | 2021 |
|---|----------------|----------------|
| Accounting profit before tax | -187 272 | -187 338 |
| Permanent differences | 0 | 0 |
| Change in temporary differences true-up per tax return | -1 179 | 0 |
| Change in temporary differences per specification below | 106 751 | 114 464 |
| Taxable profit | -81 700 | -72 874 |
| Group contribution received from subsidiary not included in profit before tax | 326 401 | 290 901 |
| Basis for tax payable | 244 701 | 218 027 |

Deferred Tax Asset/Liability

| | 2022 | 2021 |
|---|----------------|----------------|
| Intra-group interest limit | 690 073 | 583 322 |
| Basis for Deferred Tax Asset/Liability | 690 073 | 583 322 |
| Impairment of Deferred Tax Asset (Intra-group interest limit) | -690 073 | -583 322 |
| Deferred Tax Asset/Liability on the Balance Sheet (*) | 0 | 0 |

Reconciliation of Income Tax expenses:

| | 2022 | 2021 |
|---|---------------|---------------|
| Tax payable for the year before Group Contribution | 17 974 | 16 032 |
| Tax effect of received Group contribution recognised in P&L | 0 | 0 |
| Change of deferred tax on Balance Sheet recognised in P&L | 0 | 0 |
| Effect of change in tax rate | 0 | 0 |
| Correction for previous years | 0 | 780 |
| Tax expenses | 17 974 | 16 812 |

Reconciliation of statutory tax rate to actual tax rate:

| | 2022 | 2021 |
|----------------------------------|---------------|---------------|
| 22% of the pre-tax profit | 41 200 | 41 214 |
| 22% of permanent differences | 0 | 0 |
| Impairment of Deferred Tax Asset | -23 226 | -25 182 |
| Effect of change in tax rate | 0 | 0 |
| Correction for previous years | 0 | 780 |
| Tax expenses | 17 974 | 16 812 |
| Effective tax rate | 10 % | 9 % |

Reconciliation of tax payable in the balance sheet:

| | 2022 | 2021 |
|---|---------------|---------------|
| Tax payable for the year | 53 834 | 47 966 |
| Tax payable for previous years | 65 329 | 43 132 |
| Correction for previous years | 0 | -780 |
| Payments during the period | -35 246 | -24 990 |
| Tax payable in the balance sheet | 83 917 | 65 329 |



DocuSign Envelope ID: 521BBDDD-6950-40F8-B65F-18A810D025A9

Note 7 COVID 19 impact and the war in Ukraine

Covid-19 did not negatively impact the profitability of the company via the ownership of NMD. Pharmacies and the distribution of pharmaceuticals were one of 14 industries/society functions that were defined by the Norwegian government as critical, and NMD has been fully operational.

The invasion of Ukraine by Russia at the end of February has not so far had a direct impact on the company via the ownership of NMD, as NMD has no business partners in Russia, Ukraine or Belarus.



DocuSign Envelope ID: 9A7A24B6-C159-4FC3-9724-B0ECCDC05A5

ANNUAL REPORT 2022
McKesson Norway Holding AS
Reg.Org.no. 916 602 162

NATURE OF BUSINESS

The main activity of the company is to monitor the ownership of Norsk Medisinaldepot AS (NMD) and its subsidiaries.

The company acquired in February 2016 100% of the shares of NMD from McKesson Europe AG (formerly Celesio AG). The objective of NMD is to operate pharmacies (Online pharmacy and 268 physical pharmacies per 31.03.2022), trade in medications and other items, and activities connected therewith, including the ownership of shares in other companies.

The registered office is in Oslo, Norway. The fiscal year is from April 1st to March 31st.

McKesson Norway Holding AS (MNH) is part of the McKesson Corp., a leading international wholesale and retail company within the healthcare sector.

At an enterprise level, McKesson's focus and commitment to future investments will be in growth areas, such as oncology and biopharma services, largely within North America. As a result, McKesson announced in July that it has made the decision to fully exit the European region. McKesson is committed to exploring strategic alternatives for the Norway business.

COVID-19 IMPACT

Covid-19 did not negatively impact the profitability of the company via the ownership of NMD. Pharmacies and the distribution of pharmaceuticals were one of 14 industries/society functions that were defined by the Norwegian government as critical.

WAR IN UKRAINE

The invasion of Ukraine by Russia at the end of February has not so far had a direct impact on the company via the ownership of NMD, as NMD has no business partners in Russia, Ukraine or Belarus.

BOARD LIABILITY INSURANCE

The company has, via a global McKesson insurance policy for all CEOs and board members globally in McKesson, established board liability insurance which, within the framework of the insurance conditions, covers the personal liability one may incur as a board member or CEO in accordance with applicable law



DocuSign Envelope ID: 9A7A24B6-C159-4FC3-9724-B0ECCDC05A5

CONTINUED OPERATION

In accordance with §3-3 of the Norwegian Accounting Act, the board of directors confirms that the financial statements have been prepared on the basis of the going concern assumption. Based on the daughter company NMD's earnings, McKesson Norway Holding AS will receive dividend/group contribution that will be sufficient to service the debt to group companies.

WORKING ENVIRONMENT

The company does not have any employees.

ENVIRONMENTAL REPORTS

The company does not have any operations that pollute the external environment. In line with other McKesson companies in Norway, the objective is that the business should have a positive impact on people and environment, and that actions are taken to minimize any negative impacts the business may have on the external environment.

CONSOLIDATED FINANCIAL STATEMENTS

Exemption from the requirement to create consolidated group financial statements has been granted from the Norwegian tax authorities. The financial statements including daughter companies are consolidated into the consolidated financial statements of McKesson Corporation. The financial statement of McKesson Corporation can be obtained by contacting McKesson Norway Holding AS, PO Box 183 Kalbakken, 0903 OSLO, or downloaded directly from the investor pages at <http://www.mckesson.com/>.

PROFITS, INVESTMENTS, FINANCING AND LIQUIDITY

Net loss for the year was tNOK 169 298. As of 31.03.2022 the company has a long-term debt of tNOK 3 000 000 to group companies. The accrued interest on this loan of tNOK 140 483 is classified as short-term debt.

The company holds an investment of tNOK 3 979 567 in NMD. Group contribution cash flow from NMD will enable payment of the interest on the long-term debt to group companies.

RESEARCH AND DEVELOPMENT

The company has not been engaged in research and development activities in 2022.

FINANCIAL AND MARKET RISK

The company is a holding company that receives group contribution from NMD to be able to service the debt to group companies. The company is not exposed to currency fluctuations, as both the long-term and short-term debt is in NOK. As a company in the McKesson group (USA), the company has access to financing from group companies.




DocuSign Envelope ID: 9A7A24B6-C159-4FC3-9724-B0ECCDC05A5

PROFIT/LOSS FOR THE YEAR AND ALLOCATIONS

The board of directors of McKesson Norway Holding AS propose the following allocation of the loss for the year:


| | | |
|-----------------------------|------------|---------------------|
| Proposed dividend | NOK | 91.930.000 |
| Transfer from Share premium | NOK | -261.228.000 |
| Total | NOK | -169.298.000 |

Oslo, 22 June 2022

DocuSigned by:

FC303D2DE1D3423...

Michael Ecker
Chairman of the Board

22.06.2022

DocuSigned by:

1845BFEEFC0BF442...

Ros-Marie Grusén
Board member

22.06.2022



Skattedirektoratet

| | | |
|--|--------------------------------|------------------------------|
| Saksbehandler Torstein Kinden Helleland | Deres dato 16.02.2016 | Vår dato 23.02.2016 |
| Telefon 22078139 | Deres referanse Vegard Hoff | Vår referanse 2016/147068 |

MCKESSON NORWAY HOLDING AS
Postboks 183 Kalbakken
0903 OSLO

Fritak for konsernregnskapsplikt, tillatelse til å oppbevare elektronisk regnskapsmateriale i Tyskland og tillatelse til å utarbeide årsregnskap og årsberetning på engelsk språk

Vi viser til deres brev av 16. februar 2016 der det søkes om fritak for konsernregnskapsplikt for McKesson Norway Holding AS, org. nr. 916 602 162, og tillatelse til å oppbevare elektronisk regnskapsmateriale i Tyskland og til å utarbeide årsregnskap og årsberetning på engelsk språk for McKesson Norway Holding AS og Norsk Medisinaldepot AS org. nr. 965 336 796.

Bakgrunn

McKesson Norway Holding AS er stiftet med formål om å eie aksjer i andre selskap. Selskapet er 100 % eid av McKesson Deutschland Verwaltungs GmbH i Tyskland. McKesson Deutschland Verwaltungs GmbH er igjen et datterselskap i McKesson konsernet. Det amerikanske selskapet McKesson Corporation er konsernspiss og børsnotert i USA.

McKesson Norway Holding AS kjøpte den 16. februar 2016 opp 100 % av aksjene i Norsk Medisinaldepot AS (NMD). Dette som et ledd i McKessons endring i selskapsstruktur i Europa etter oppkjøpet av Celesio AG. McKesson Norway Holding AS og Celesio AG i Tyskland er etter endring i selskapsstrukturen begge datterselskap av McKesson Deutschland Verwaltungs GmbH.

Konsernregnskap

McKesson Norway Holding AS er eid av McKesson Corporation (USA). McKesson Corporation utarbeider årlig konsernregnskap på engelsk basert på US GAAP. Dette konsernregnskapet inkluderer McKesson Norway Holding AS med datterselskaper.

Skattedirektoratet finner med hjemmel i regnskapsloven av 17. juli 1998 nr. 56 § 3-7 fjerde ledd å kunne gi tillatelse til at det gjøres unntak for konsernregnskapsplikten for **McKesson Norway Holding AS**. Det forutsettes at McKesson Corporation utarbeider konsernregnskap som omfatter det norske underkonsernet. Det legges til grunn at dette konsernregnskap er utarbeidet i samsvar med USGAAP og at kravene i regnskapsloven § 3-7 med forskrifter forøvrig følges. Bestemmelsene i regnskapsloven kapittel 8 med tilhørende forskrift gjelder tilsvarende for dette konsernregnskapet.

Postadresse
Postboks 9200 Grønland
0134 Oslo

Besøksadresse:
Se www.skatteetaten.no
Org.nr: 996250318
E-post: skatteetaten.no/sendepost

Sentraltbord
800 80 000
Telefaks
22 17 08 60



Når det gjelder hvilket språk morselskapet skal utarbeide konsernregnskapet på, vises det til forskrift av 07.09.2006 nr. 1062 til utfylling og gjennomføring mv. av regnskapsloven. Det følger av § 3-7-1 at konsernregnskapet foruten å være på norsk, kan være på svensk, dansk eller engelsk.

Kopi av dette brev må sendes Regnskapsregisteret i Brønnøysund sammen med årsregnskapet mv. Det påligger den regnskapspliktige å dokumentere ved dette brevet at tillatelse er gitt.

Oppbevaring

Skattedirektoratet gir med dette **McKesson Norway Holding AS** og **Norsk Medisinaldepot AS** tillatelse til å oppbevare elektronisk lagret regnskapsmateriale i Tyskland hos Hewlett Packard, E-shelter Datacenter Frankfurt 3, Eisenstrasse 43, 65428 Rüsselsheim, jf. bokføringsloven § 13 siste ledd.

Bakgrunn

McKesson Norway AS vil benytte samme regnskapssystem som Norsk Medisinaldepot AS benytter. Hewlett Packard sitt driftssenter har flyttet fra den tidligere adressen i Tyskland som var angitt da Norsk Medisinaldepot AS i vedtak av 7. desember 2012 (2012/935574) fikk tillatelse til å oppbevare elektronisk regnskapsmateriale i Tyskland. McKesson konsernet benytter et felles regnskapsprogram og felles system for lagring og det søkes derfor om tillatelse til å oppbevare elektronisk regnskapsmateriale i Tyskland.

Det er opplyst at regnskapsmateriale som er lagret på dataserver i utlandet vil være tilgjengelig i lesbar form og med mulighet for utskrift via terminal i Norge under hele oppbevaringstiden hos McKesson Norway Holding AS og Norsk Medisinaldepot AS, Alf Bjerckes vei 28, 0596 Oslo. Dokumentasjonen av kontrollsporet og av pliktig regnskapsrapportering er på norsk og engelsk språk.

Forutsetninger for vedtaket

Det forutsettes at det regnskapsmateriale som ikke er i Norge, skal være tilgjengelig i lesbar form og skal kunne skrives ut på papir i hele oppbevaringstiden fra terminal eller lignende i Norge.

Tillatelsen er gitt under forutsetning av at det eksisterer et felles regnskapssystem for de beskrevne parter ovenfor og avtale for oppbevaring av regnskapsmateriale på den angitte lagringsadresse. Dersom selskapets beskrevne tilknytning til utlandet endres, opphører også denne tillatelsen og regnskapsmaterialet må bringes til Norge. Dersom regnskapsmateriale ikke lenger er tilgjengelig via terminal eller lignende her i Norge, må det tas papirutskrift av regnskapsmateriale, alternativt må datalager og nødvendig maskin- og programvare gjøres tilgjengelig. Vi gjør for øvrig oppmerksom på at bokførte opplysninger som i utgangspunktet er tilgjengelig elektronisk, skal være tilgjengelig elektronisk i tre år og seks måneder etter regnskapsårets slutt, jf. bokføringsloven § 13b. Dette krever at elektronisk tilgang til dataene i Norge må opprettholdes for denne perioden.

Regnskapsmaterialet skal uten ubegrunnet opphold kunne fremlegges for offentlig kontrollmyndighet i Norge i hele oppbevaringstiden, jf. bokføringsforskriften § 7-4 siste ledd.



Det norske selskapet må derfor bokføre og lagre dataene på en slik måte at norske kontrollmyndigheter sikres tilgang til dataene. Hvor data fra flere enheter lagres samlet innebærer dette at dataene må kunne skilles fra andre enheters data hvor kontrollmyndigheten ikke har varslet kontroll eller ikke har myndighet.

Språk

Skattedirektoratet gir på bakgrunn av en konkret helhetsvurdering **McKesson Norway Holding AS** og **Norsk Medisinaldepot AS** dispensasjon fra kravet til å utarbeide årsregnskap og årsberetning på norsk språk, jf. regnskapsloven § 3-4 tredje ledd. Dispensasjonen forutsetter at opplysningene som vedtaket baserer seg på ikke endres vesentlig.

Kopi av dette brevet må sendes Regnskapsregisteret i Brønnøysund sammen med årsregnskapet. Det påligger den regnskapspliktige å dokumentere ved dette brev at tillatelsen er gitt.

Bakgrunn

McKesson konsernet driver innen apotekdrift og grossist/logistikkjenester i legemiddelbransjen og helsesektoren. Det er opplyst i søknaden at ingen grupper av brukere av årsregnskapet vil bli vesentlig negativt berørt av en overgang til å avlegge årsregnskap på engelsk. Norsk Medisinaldepot AS har tidligere fått innvilget søknad om å utarbeide årsregnskap på engelsk språk i vedtak av 12. november 2014 (2012/935574). Selskapene inngår i et intensjonalt konsern der konsernselskaper samarbeider internasjonalt og det er et klart ønske at konsernselskapene utarbeider regnskapene på engelsk. Alle sentrale aktører og samarbeidspartnere innen denne bransjen behersker og benytter engelsk. En norsk oversettelse vil kun ha til formål å oppfylle regnskapslovens språkkrav.

Skattedirektoratets vurdering

Etter regnskapsloven § 3-4 tredje ledd skal *”årsregnskapet og årsberetningen ... være på norsk. Departementet kan ved ... enkeltvedtak bestemme at årsregnskapet og/eller årsberetningen kan være på et annet språk.”*

I Ot. prp. nr. 42 (1997-1998) Om lov om årsregnskap m.v., er det uttalt følgende om regnskapslovens formål, jf. pkt. 1.1:

”Regjeringen har som siktemål at regnskapsloven skal bidra til informative regnskaper for ulike grupper av regnskapsbrukere. Regnskapsbrukerne er dels investorer og kreditorer som tilfører kapital til foretakene, og dels andre grupper som har interesse av å vite hvordan foretaket drives, f.eks. de ansatte og lokalsamfunnet. Informasjonen til kapitalmarkedet skal gi grunnlag for riktig prising av finansielle objekter. Riktig prisdannelse på aksjer er en forutsetning for at ressursbruken i samfunnsøkonomien skal bli best mulig. Gode regnskaper vil også gjøre det vanskeligere for markedsdeltakere å ta ut spekulasjonsgevinster med basis i skjevt fordelt informasjon.”

Det fremgår således at et av hovedformålene med regnskapsloven er å bidra til *”informative regnskaper for ulike grupper av regnskapsbrukere”*. Regnskapsbrukere vil omfatte, jf. uttalelsen i proposisjonen, blant andre investorer, kreditorer, ansatte og lokalsamfunnet.



Det er etter Skattedirektoratets vurdering derfor avgjørende ved vurdering av om dispensasjon fra kravet til å utarbeide årsregnskap og/eller årsberetning på norsk kan gis, at det ikke foreligger mulige brukere av regnskapsinformasjon som blir vesentlig berørt negativt ved en eventuell dispensasjon.

Det er særlig hensynet til brukerne av regnskapsinformasjon som skal vurderes ved en dispensasjonssøknad. I denne vurderingen har Skattedirektoratet lagt særlig vekt på at selskapet er eid av et utenlandsk selskap. Eierkretsen er begrenset. Selskapene er en del av et internasjonalt konsern og driver virksomhet i en internasjonal bransje der alle sentrale aktører og samarbeidspartnere behersker og benytter engelsk. Videre er det vektlagt at det er opplyst i søknaden om at ingen andre grupper av brukere av årsregnskapet vil bli vesentlig negativt berørt av overgang til å avlegge årsregnskap på engelsk.

Vennligst oppgi vår referanse ved henvendelser i saken.

Med hilsen

Inger Helene Iversen
seniorrådgiver
Rettsavdelingen, foretaksskatt
Skattedirektoratet

Torstein Kinden Helleland

Dokumentet er elektronisk godkjent og har derfor ikke håndskrevne signaturer



**Vedlegg til Årsregnskap (RR-0002) 2022, MCKESSON NORWAY HOLDING AS, Org.
No. 916 602 162**

McKesson Norway Holding AS er eid 100% av McKesson Europe Holdings GmbH & Co. KGaA i Tyskland. Konsernspiss til McKesson Europe Holdings GmbH & Co. KGaA er McKesson Corporation, som er børsnotert i USA.

For ordens skyld legger vi ved fritak for konsernregnskapsplikt, som McKesson Norway Holding AS mottok fra Skattedirektoratet i 2016. Konsernregnskapet til McKesson Corporation for 2022 er vedlagt.



2022
Annual Report
Fiscal Year Ended March 31

MCKESSON



Innovating health
Impacting patient care
Improving lives



We help **improve health outcomes** for a better tomorrow

40M+
prescription
deliveries
per year

Strength in Distribution

99.9% pharmaceutical order accuracy in North America

Over **50% U.S. physicians** served with medical-surgical products each year



Technology Differentiation

Connected to payers representing **94% of U.S. prescription volume**

Access to research data from **> 2.5M records** including **>80 oncology indications**

Superior Specialty Assets

US Oncology Research has played a role in **100+ FDA-approved cancer therapies**

Supported **~14,000 specialty physicians** through distribution and GPO services

#1 distributor in community oncology and key specialties

Network of **750,000+** providers and **over 50,000** pharmacies

Biopharma Services

More than **650 biopharma brands** served

Increased value to biopharma and enabled **>\$6B in prescription savings**

Supported **95%** of therapeutic areas



To our valued shareholders:

The foundation of our company has always been our ability to transform — not only to address the changing needs of our customers and the broader healthcare community, but to foster innovation, drive profitable growth and make better health possible for people around the world. Looking back on fiscal year 2022 (FY22), I am proud of the many ways McKesson upheld our business commitments while making outstanding progress in advancing our strategy and our transformation to a diversified healthcare services company.

McKesson also delivered outstanding financial results and value to shareholders in FY22. Our adjusted earnings per diluted share grew 38% above the prior year. Our strength in the fundamentals of our business contributed to our ability to grow adjusted operating profit (AOP) across all of our business segments. Excluding the impact from COVID-19, such as contributions from COVID-19 tests and the U.S. government's vaccine distribution, kitting and storage programs, U.S. Pharmaceutical and Medical-Surgical Solutions grew AOP by 4% and 23%, respectively, over the prior year. In addition, our stock price increased 57% during the fiscal year and we returned \$3.8 billion of cash to shareholders, including \$3.5 billion in share repurchases.

Our performance in FY22 is impressive on its own, but even more remarkable when placed in the context of the dynamic and uncertain environment that continues to impact our industry, as well as our personal and professional lives. At this time last year, we were hopeful that the world was finally emerging from the COVID-19 pandemic which reinforced the significance of McKesson's front-and-center role in COVID-19 recovery efforts around the world. Day in and day out, our teams continued to procure and deliver critical medicines and medical supplies to healthcare facilities and first responders, distribute vaccines and supply kits, and help vaccinate the public through our Health Mart pharmacies in the U.S. and our affiliated pharmacies abroad. In addition, we helped make an even greater impact through our support of the U.S. government's international donation mission to distribute vaccines and supplies to countries in need, including South Korea, Mexico, Guatemala, Taiwan, and Brazil.

Undoubtedly, McKesson would not be where it is today without the commitment and passion of our 75,000 employees. Because of their shared dedication to come together as one Team McKesson — and live our I²CARE and ILEAD values — we're heading into the new fiscal year as a stronger company that's well-positioned to take on the many challenges and opportunities the next 12 months will bring.



FY22 Performance Milestones

In FY22, McKesson generated revenues of \$264 billion and adjusted earnings per diluted share grew by 38% compared to fiscal 2021 (FY21). We exceeded original expectations across all segments as we continued to meet the evolving needs of our customers while advancing our strategy.

- Our **U.S. Pharmaceutical (USP)** segment grew revenue by 12% year over year (YoY) to \$212.1 billion. AOP grew for the third consecutive year, increasing 8% YoY. Excluding the contributions from COVID-19 vaccine distribution, USP's core business grew AOP 4% YoY. USP also advanced our oncology growth pillar by signing a strategic alliance between Ontada, our oncology insights company, and Merck to facilitate the development of data-driven insights to impact the quality of cancer care.
- **Prescription Technology Solutions (RxTS)** achieved double-digit growth, increasing revenue 34% over the prior year to \$3.9 billion. AOP was up 26% from the prior year, despite market headwinds for prescription volume levels.
- Our **Medical-Surgical Solutions** segment revenues grew 15% to \$11.6 billion, and AOP grew 50% YoY. Excluding the impact from COVID-19, such as contributions from COVID-19 tests and the U.S. government's kitting and storage program, Medical-Surgical Solution's core business grew AOP 23%. In alignment with our enterprise commitment to be a trusted partner to our customers, Medical-Surgical Solutions continued to drive innovation in FY22. One highlight was our investment in cutting-edge, customer-facing analytics programs to help customers identify and mitigate supply chain risk and improve transparency regarding product country of origin.
- Our **International** segment revenues were \$36.3 billion, up 1% YoY and AOP increased 45%. In Europe, we continued our efforts to fully exit the region, and in July, we announced an agreement to sell our European businesses in France, Italy, Ireland, Portugal, Belgium and Slovenia, including our McKesson Europe headquarters, to the PHOENIX group. In November, we announced we had entered into an agreement to sell our UK businesses to AURELIUS. And later that month, we also reached an agreement for Walgreens Boots Alliance (WBA) to acquire our remaining 30% share of our joint venture in Germany.
- Throughout the year, **McKesson continued to play a leading role in the global response to COVID-19**. Through March 31, we have successfully distributed over 380 million Moderna and Johnson & Johnson COVID-19 vaccines to administration sites across the U.S. and in support of the U.S.

\$264
billion in revenue

38%
improvement on
adjusted earnings
per diluted share

>380
million COVID-19
vaccines distributed



government's international donation mission. In addition, we have assembled enough vaccine ancillary supply kits to administer 1.2 billion doses of the vaccine. Since March 2020, our 650 Health Mart pharmacies have administered more than 1 million vaccine doses, and over 700 thousand COVID-19 tests have been completed by participating pharmacies across 45 states. In Canada, our affiliated pharmacies administered vaccine doses and provided in-pharmacy COVID-19 testing services to asymptomatic patients. Additionally, McKesson has distributed more than 135 million COVID-19 tests to physicians' offices and other alternate healthcare sites.

- In February, McKesson, alongside AmerisourceBergen and Cardinal Health, announced a **settlement to resolve the majority of opioid lawsuits brought by governmental entities in the U.S.** This settlement will bring billions of dollars in opioid treatment and relief to thousands of communities.

Our McKesson Strategy


Working together as one team, we continue to make great progress executing against our enterprise strategy, centered around a set of four company priorities. In just a few years' time, through the focused execution of these priorities, we have improved efficiency, defined our differentiated and strong capabilities, and established the right to play and win in the areas of oncology and the biopharma services.

1 | Focus on People and Culture

Our decision to make people and culture one of our four company priorities reflects our commitment to become the best place to work in healthcare. We are focused on attracting, developing, and retaining talent that believes in innovation and has the skills required to help bring our growth platforms to life. In FY22, we introduced a new enterprise purpose statement – Advancing health outcomes for all – to clearly articulate why we exist after also expanding the "I" in I²CARE values to represent Inclusion (in addition to Integrity) and galvanize our belief that coming to work as our authentic, best selves elevates our performance and how we relate to our customers. Every day, our values and purpose are guiding us as we transform into a stronger business and move confidently with better alignment, speed and focus.

2 | Sustainable Core Growth

Our entire organization continues to make great progress deepening our core value delivery and improving our financial performance. These





actions allow us to invest in the future of the business, make prudent acquisitions, strengthen our balance sheet, and return capital to our shareholders. In FY22, some of our latest advancements included automated picking and packing solutions and robotics, which help us improve productivity, so we can pick more accurately, pack medications faster, and ultimately serve our customers better. We're also expanding the reach of our core business by entering adjacent markets while maintaining operational excellence. A great example of this is our patient home delivery service. Leveraging our scaled distribution network, we help our partners deliver medical-surgical products directly to patients' homes nationwide. With an increasing demand in virtual and home care, we've seen significant growth in this channel in the past few years.

3 | Streamline the Portfolio

By working smarter and doubling down on our strengths, McKesson is focusing its resources and investments on the highest value opportunities to accelerate our growth. We have an ongoing process to rigorously review our portfolio to ensure alignment to our strategy and focused capital allocation. As part of this review, we identify businesses for which we are no longer the natural owner, or that offer lower growth prospects relative to our other opportunities. In these cases, the outcome often is to divest these assets. As mentioned above in our FY22 Performance Milestones, our actions to exit the European market build upon our deliberate efforts over the past years to maximize the organization's operational efficiency and focus our resources on the highest growth opportunities.



4 | Expand Oncology and Biopharma Ecosystems

At our Investor Day in December 2021, we shared details about our differentiated assets and capabilities in oncology and biopharma services ecosystems. We believe that these ecosystems can help solve complicated problems, and more importantly, improve patients' lives. In FY22 we enhanced our oncology ecosystem by signing a strategic alliance between Ontada, our oncology insights company, and Merck to facilitate the development of data-driven insights to impact the quality of cancer care. Ontada also partnered with The US Oncology Network to launch the Health Outcomes Powered by Evidence (HOPE)[™] studies program to leverage real-world data and reduce healthcare disparities. And by expanding our biopharma ecosystem, we helped patients save more than \$6 billion on branded and specialty medications and prevented more than 9 million prescriptions from being abandoned due to affordability challenges. Overall, we helped patients access their medicine more than 67 million times in FY22.





A Catalyst for Positive Change

Beyond our strong business and financial performance, McKesson is also dedicated to finding new ways to step up as an impact-driven organization, be responsible global citizens, and lead with purpose as we respond to the critical needs of our team, society, and planet.

Diversity, Equity and Inclusion

As a company, we continue to be deeply committed to Diversity, Equity and Inclusion (DEI), and creating a diverse and inclusive workplace to make McKesson stronger. In FY22, we amplified our impact by establishing two new employee resource groups (for a total of 10), launching a comprehensive inclusion training program, and increasing leadership representation for women in North America and people of color in the U.S. And for the ninth consecutive year, McKesson was honored as one of the “Best Places to Work for LGBTQ Equality” by the Human Rights Campaign (HRC) Foundation. McKesson also achieved 100% on the HRC’s Corporate Equality Index, a nationally recognized benchmarking report on corporate policies and practices in support of lesbian, gay, bisexual, transgender, and queer (LGBTQ+) workplace equality.

Sustainability and ESG (environmental, social, governance)

In FY22, we submitted our first science-based targets for scope 1, 2 and 3 greenhouse gas (GHG) emissions to the Science-Based Targets initiative and made a public statement to address our role in mitigating climate change across our value chain. Looking ahead, we’ll pursue projects that improve energy efficiency in our buildings, increase electrification in our fleet, procure more renewable energy, and engage with our suppliers to set their own science-based targets. In addition, we were proud to share the details of our ESG strategy externally in our FY21 Impact Report, outlining how McKesson will move forward with a focus on access to care, health equity, and climate action for health.

McKesson Foundation and Social Impact

Through their own efforts, McKesson and the McKesson Foundation granted an aggregate total of nearly \$5 million to support employees and nonprofit organizations across three strategic focus areas: Reducing the Burden of Cancer; Diversifying the Healthcare Talent Pipeline; and Accelerating Disaster Relief and Improving Emergency Preparedness. Highlights included a \$500,000 grant to Parkland Foundation to expand access to cancer care in underserved parts of Dallas County; a \$175,000 grant to the Conquer Cancer Foundation of the American Society of Clinical Oncology, in support of internship and

“For the ninth consecutive year, McKesson was **honored as one of the “Best Places to Work for LGBTQ Equality”** by the Human Rights Campaign (HRC) Foundation.”



mentorship programs for medical students from diverse backgrounds; and a \$350,000 grant to the American Red Cross for general support and in response to tornadoes that struck the central U.S. Our employees also volunteered more than 26,500 hours, supported 30 projects as part of McKesson's annual Community Days volunteer event and logged the 'Most Accrued Distance' in the American Cancer Society's Fit2Be Cancer Free Challenge.

Innovating health, impacting patient care and improving lives

Our performance over the past year has been outstanding, and clearly shows that our approach is working. Looking ahead, McKesson will accelerate the execution of our growth strategy and continue to make progress on our transformative journey to become a leading diversified healthcare services company. We are well-positioned to build on our momentum and seize new opportunities to make an even greater impact in fiscal 2023 and beyond.

No matter what the future may hold, I know our employees will lead with our I²CARE and ILEAD values and the behaviors that drive our success. Working day in and day out in our pharmacies, clinics, distribution centers, corporate offices, and out on the road — **Team McKesson is innovating health, impacting patient care and improving lives.**

On behalf of our entire company, I want to thank you — our shareholders — for your trust and commitment to McKesson. Your belief in our company helps make it possible for us to do what we do best. I also want to thank and recognize our Board of Directors, whose guidance, passion, energy and strength propel us forward and elevate our performance.

It's an extremely exciting time to work in healthcare and I look forward to what McKesson will achieve in the year ahead. I can't think of a better opportunity to advance health outcomes than through our work at McKesson.

Brian S. Tyler
Chief Executive Officer



**UNITED STATES
SECURITIES AND EXCHANGE COMMISSION**
Washington, D.C. 20549

FORM 10-K

ANNUAL REPORT PURSUANT TO SECTION 13 OR 15(d) OF THE SECURITIES EXCHANGE ACT OF 1934

For the fiscal year ended March 31, 2022

OR

TRANSITION REPORT PURSUANT TO SECTION 13 OR 15(d) OF THE SECURITIES EXCHANGE ACT OF 1934

For the transition period from _____ to _____

Commission File Number: 1-13252

MCKESSON
McKESSON CORPORATION
(Exact name of registrant as specified in its charter)

Delaware
(State or other jurisdiction of incorporation or organization)

94-3207296
(I.R.S. Employer Identification No.)

6555 State Hwy 161,
Irving, TX 75039
(Address of principal executive offices, including zip code)
(972) 446-4800
(Registrant's telephone number, including area code)

Securities registered pursuant to Section 12(b) of the Act:

| <i>(Title of each class)</i> | <i>(Trading Symbol)</i> | <i>(Name of each exchange on which registered)</i> |
|--------------------------------|-------------------------|--|
| Common stock, \$0.01 par value | MCK | New York Stock Exchange |
| 1.500% Notes due 2025 | MCK25 | New York Stock Exchange |
| 1.625% Notes due 2026 | MCK26 | New York Stock Exchange |
| 3.125% Notes due 2029 | MCK29 | New York Stock Exchange |

Securities registered pursuant to Section 12(g) of the Act: None

Indicate by check mark if the registrant is a well-known seasoned issuer, as defined in Rule 405 of the Securities Act. Yes No

Indicate by check mark if the registrant is not required to file reports pursuant to Section 13 or 15(d) of the Act. Yes No

Indicate by check mark whether the registrant (1) has filed all reports required to be filed by Section 13 or 15(d) of the Securities Exchange Act of 1934 during the preceding 12 months (or for such shorter period that the registrant was required to file such reports), and (2) has been subject to such filing requirements for the past 90 days. Yes No

Indicate by check mark whether the registrant has submitted electronically every Interactive Data File required to be submitted pursuant to Rule 405 of Regulation S-T (§232.405 of this chapter) during the preceding 12 months (or for such shorter period that the registrant was required to submit such files). Yes No

Indicate by check mark whether the registrant is a large accelerated filer, an accelerated filer, a non-accelerated filer, a smaller reporting company, or an emerging growth company. See the definitions of "large accelerated filer," "accelerated filer," "smaller reporting company," and "emerging growth company" in Rule 12b-2 of the Exchange Act.

Large accelerated filer
Non-accelerated filer

Accelerated filer
Smaller reporting company
Emerging growth company

If an emerging growth company, indicate by check mark if the registrant has elected not to use the extended transition period for complying with any new or revised financial accounting standards provided pursuant to Section 13(a) of the Exchange Act.

Indicate by check mark whether the registrant has filed a report on and attestation to its management's assessment of the effectiveness of its internal control over financial reporting under Section 404(b) of the Sarbanes-Oxley Act (15 U.S.C. 7262(b)) by the registered public accounting firm that prepared or issued its audit report.

Indicate by check mark whether the registrant is a shell company (as defined in Rule 12b-2 of the Act). Yes No

The aggregate market value of the voting and non-voting common equity held by non-affiliates of the registrant, computed by reference to the closing price as of the last business day of the registrant's most recently completed second fiscal quarter, September 30, 2021, was approximately \$30.4 billion.

Number of shares of common stock outstanding on April 29, 2022: 145,365,324

DOCUMENTS INCORPORATED BY REFERENCE

Portions of the registrant's Proxy Statement for its 2022 Annual Meeting of Shareholders are incorporated by reference into Part III of this Annual Report on Form 10-K.



McKESSON CORPORATION

TABLE OF CONTENTS

| <u>Item</u> | <u>Page</u> |
|--|-------------|
| <u>PART I</u> | |
| 1. Business | 3 |
| 1A. Risk Factors | 15 |
| 1B. Unresolved Staff Comments | 27 |
| 2. Properties | 28 |
| 3. Legal Proceedings | 28 |
| 4. Mine Safety Disclosures | 28 |
| Information about our Executive Officers | 29 |
| <u>PART II</u> | |
| 5. Market for the Registrant's Common Equity, Related Stockholder Matters, and Issuer Purchases of Equity Securities | 30 |
| 6. Reserved | 32 |
| 7. Management's Discussion and Analysis of Financial Condition and Results of Operations | 33 |
| 7A. Quantitative and Qualitative Disclosures About Market Risk | 65 |
| 8. Financial Statements and Supplementary Data | 67 |
| 9. Changes in and Disagreements with Accountants on Accounting and Financial Disclosure | 153 |
| 9A. Controls and Procedures | 153 |
| 9B. Other Information | 153 |
| 9C. Disclosure Regarding Foreign Jurisdictions that Prevent Inspections | 153 |
| <u>PART III</u> | |
| 10. Directors, Executive Officers, and Corporate Governance | 154 |
| 11. Executive Compensation | 154 |
| 12. Security Ownership of Certain Beneficial Owners and Management and Related Stockholder Matters | 154 |
| 13. Certain Relationships and Related Transactions and Director Independence | 156 |
| 14. Principal Accounting Fees and Services | 156 |
| <u>PART IV</u> | |
| 15. Exhibits and Financial Statement Schedule | 157 |
| 16. Form 10-K Summary | 164 |
| Signatures | 165 |



McKESSON CORPORATION

PART I

Item 1. Business.

General

McKesson Corporation (“McKesson,” the “Company,” or “we,” and other similar pronouns), which traces its business roots to 1833, is a diversified healthcare services leader dedicated to advancing health outcomes for patients everywhere. Our teams partner with biopharma companies, care providers, pharmacies, manufacturers, governments, and others to deliver insights, products, and services to help make quality care more accessible and affordable.

The Company’s fiscal year begins on April 1 and ends on March 31. Unless otherwise noted, all references in this document to a particular year refers to the Company’s fiscal year. The Company was incorporated on July 7, 1994 in the State of Delaware.

Our Annual Report on Form 10-K, Quarterly Reports on Form 10-Q, Current Reports on Form 8-K, and amendments to those reports filed or furnished pursuant to Section 13(a) or 15(d) of the Securities Exchange Act of 1934, as amended (the “Exchange Act”), are available free of charge on the Company’s website (www.mckesson.com under the “Investors — Financials — SEC Filings” caption) as soon as reasonably practicable after such material is electronically filed with, or furnished to, the Securities and Exchange Commission (“SEC” or the “Commission”). The content on any website referred to in this Annual Report on Form 10-K (“Annual Report”) is not incorporated by reference into this report, unless expressly noted otherwise. The SEC maintains a website that contains reports, proxy and information statements, and other information regarding issuers, including the Company, that file electronically with the SEC. The address of the website is www.sec.gov.

Business Segments

Commencing with the second quarter of 2021, the Company operates its business in four reportable segments: U.S. Pharmaceutical, Prescription Technology Solutions (“RxTS”), Medical-Surgical Solutions, and International. The Company’s equity method investment in Change Healthcare LLC (“Change Healthcare JV”), which was split-off from McKesson in the fourth quarter of 2020, has been included in Other for retrospective periods presented.

Our U.S. Pharmaceutical segment distributes branded, generic, specialty, biosimilar and over-the-counter (“OTC”) pharmaceutical drugs, and other healthcare-related products. This segment provides practice management, technology, clinical support, and business solutions to community-based oncology and other specialty practices. In addition, the segment sells financial, operational, and clinical solutions to pharmacies (retail, hospital, alternate site) and provides consulting, outsourcing, technological, and other services.

Our Prescription Technology Solutions segment serves our biopharma and life sciences partners and patients. RxTS addresses medication challenges for patients throughout their journeys by working across healthcare to connect pharmacies, providers, payers, and biopharma companies to deliver innovative access and adherence solutions as well as dispensing support services, third-party logistics and wholesale distribution support designed to benefit stakeholders.

Our Medical-Surgical Solutions segment provides medical-surgical supply distribution, logistics, and other services to healthcare providers, including physician offices, surgery centers, nursing homes, hospital reference labs, and home health care agencies. We offer more than 285,000 national brand medical-surgical products as well as McKesson’s own line of high-quality products through a network of distribution centers within the United States (“U.S.”).



McKESSON CORPORATION

Our International segment provides distribution and services to wholesale, institutional, and retail customers in 11 European countries and Canada where we own, partner or franchise with retail pharmacies, and support better, safer patient care by delivering vital medicines, supplies, and information technology solutions.

U.S. Pharmaceutical Segment:

Our U.S. Pharmaceutical segment provides distribution and logistics services for branded, generic, specialty, biosimilar, and OTC pharmaceutical drugs along with other healthcare-related products to customers. This business provides solutions and services to pharmacies, hospitals, oncology and other specialty practices, pharmaceutical manufacturers, biopharma partners, physicians, payers, and patients throughout the U.S. and Puerto Rico. We also source generic pharmaceutical drugs through our ClarusONE Sourcing Services LLP joint venture with Walmart ("ClarusONE").

Our U.S. Pharmaceutical segment operates and serves customers through a network of 29 distribution centers, including two strategic redistribution centers. We invest in technology and other systems at all of our distribution centers to enhance safety, reliability, and product availability. For example, we offer McKesson ConnectSM, an internet-based ordering system that provides item look-up and real-time inventory availability as well as ordering, purchasing, third-party reconciliation, and account management functionality. We make extensive use of technology as an enabler to ensure customers have the right products at the right time in the right place.

To maximize distribution efficiency and effectiveness, we follow the Six Sigma methodology, which is an analytical approach that emphasizes setting high-quality objectives, collecting data, and analyzing results to a fine degree in order to improve processes, reduce costs, and enhance service accuracy and safety. We provide solutions to our customers including supply management technology, world-class marketing programs, managed care, repackaging products, and services to help them meet their business and quality goals. We continue to implement information systems to help achieve greater consistency and accuracy both internally and for our customers.

We have four primary customer pharmaceutical distribution channels: (i) retail national accounts, which include national and regional chains, food and drug combinations, mail order pharmacies, and mass merchandisers, (ii) community pharmacies and health (formerly described as independent, small, and medium chain retail pharmacies), (iii) institutional healthcare providers such as hospitals, health systems, integrated delivery networks, and long-term care providers, and (iv) oncology, biopharma, and other specialty partners.

Retail National Accounts: We provide business solutions that help retail national account customers increase revenues and profitability. Solutions include:

- Central FillSM — Prescription refill service that enables pharmacies to more quickly refill prescriptions remotely, more accurately, and at a lower cost, while reducing inventory levels and improving customer service.
- Strategic Redistribution Centers — Two facilities totaling over 740,000 square feet that offer access to inventory for single source warehouse purchasing, including pharmaceuticals and biologics. These distribution centers also provide the foundation for a two-tiered distribution network that supports best-in-class direct store delivery.
- McKesson SynerGx[®] — Generic pharmaceutical purchasing program and inventory management that helps pharmacies maximize their cost savings with a broad selection of generic drugs, competitive pricing, and one-stop shopping.
- Inventory Management — An integrated solution comprising forecasting software and automated replenishment technologies that reduce inventory-carrying costs.



McKESSON CORPORATION

- ExpressRx Track™ — Pharmacy automation solution featuring state-of-the-art robotics, upgraded imaging, and expanded vial capabilities, and industry-leading speed and accuracy in a small footprint.

Community Pharmacy and Health: We provide managed care contracting, branding and advertising, merchandising, purchasing, operational efficiency, and automation that help community pharmacists focus on patient care while improving profitability. Solutions include:

- Health Mart® — A national network of approximately 4,700 independently-owned pharmacies and one of the industry's most comprehensive pharmacy franchise programs. Health Mart provides franchisees support for managed care contracting, branding and local marketing solutions, the Health Mart private label line of products, merchandising solutions, and programs for enhanced patient support.
- Health Mart Atlas® — Comprehensive managed care and reconciliation assistance services that help community pharmacies save time, access competitive reimbursement rates, and improve cash flow.
- McKesson Reimbursement AdvantageSM ("MRA") — MRA is one of the industry's most comprehensive reimbursement optimization packages, comprising financial services (automated claim resubmission), analytic services, and customer care.
- McKesson OneStop Generics® — Generic pharmaceutical purchasing program that helps pharmacies maximize their cost savings with a broad selection of generic drugs, competitive pricing, and one-stop shopping.
- Health Mart and Sunmark® — Complete line of products that provide community pharmacies with value-priced alternatives to national brands.
- FrontEdge™ — Strategic planning, merchandising, and price maintenance program that helps community pharmacies maximize store profitability.
- McKesson RxOwnership Program — Assist independent pharmacist owners with the opportunity to remain independent via succession planning and business operation loans.
- Health Mart Digital Portfolio — Introducing an enhanced online experience for pharmacies and patients.

Institutional Healthcare Providers: At McKesson, we are relentless in our pursuit of opportunities to achieve operational efficiency, reduce waste, and improve the financial performance of our customers so they can achieve more of their goals today and into the future. Solutions include:

- RxO Advisory Services — A suite of supply chain management, pharmacy optimization, and 340B program advisory services.
- McKesson Plasma and Biologics — A robust portfolio of plasma-derivatives and biologic products.
- Outpatient and Specialty Pharmacy — A portfolio of services and solutions customized to each customer's business and clinical strategy.
- Contracting and Contract/Purchasing Optimization — Solutions across generics, specialty, branded products, biosimilars, and 340B products, for inpatient and outpatient settings.
- Supply Assurance — Solutions and strategies to enhance product availability and proactively manage inventory of critical items.
- Patient Assistance Solutions — Solutions and resources for patient financial assistance and community benefit programs.

Oncology, Biopharma, and Other Specialty Partners:

The U.S. Pharmaceutical segment provides a range of solutions to oncology and other specialty practices and offers community specialists (oncologists, rheumatologists, ophthalmologists, urologists, neurologists, and



McKESSON CORPORATION

other specialists) an extensive set of customizable products and services designed to strengthen core practice operations, enhance value-based care delivery, and expand their service offering to patients. Community-based physicians in this business have broad flexibility and discretion to select the products and commitment levels that best meet their practice needs. Services in provider solutions include specialty drug distribution, group purchasing organizations (“GPO”) like Onmark®, technology solutions, practice consulting services, and vaccine distribution, including our exclusive distributor relationship with the Centers for Disease Control and Prevention’s (“CDC”) Vaccines for Children program. Additionally, to support the U.S. efforts to fight the pandemic caused by the SARS-CoV-2 coronavirus (“COVID-19”), this segment has been distributing certain COVID-19 vaccines since December 2020 at the direction of the U.S. government.

This business provides a variety of solutions, including practice operations, healthcare information technology, revenue cycle management and managed care contracting solutions, evidence-based guidelines, and quality measurements to support U.S. Oncology Network (“USON”), one of the nation’s largest networks of physician-led, integrated, community-based oncology practices dedicated to advancing high-quality, evidence-based cancer care. We also support U.S. Oncology Research, one of the nation’s largest research networks, specializing in oncology clinical trials.

This segment includes our Ontada business, providing software to support the clinical, financial, and operational needs of our oncology practice partners. Ontada also partners with oncology providers and biopharma partners to perform real-world evidence studies, retrospective research, and to provide clinical data insights, advisory solutions and education opportunities.

This segment also offers solutions which enable its customers to drive greater efficiencies in their day to day operations, effectively managing their inventories and complying with complex government regulations. Solutions include McKesson Pharmacy Systems, MacroHelix, and Supply Logix, all of which provide innovative software technology and services that support retail pharmacies and hospitals.

When we discuss specialty products or services, we consider the following factors: diseases requiring complex treatment regimens such as cancer and rheumatoid arthritis; plasma and biologics products; ongoing clinical monitoring requirements, high-cost, special handling, storage, and delivery requirements and, in some cases, exclusive distribution arrangements. Our use of the term “specialty” may not be comparable to that used by other industry participants, including our competitors.

Prescription Technology Solutions Segment:

Our Prescription Technology Solutions segment works across healthcare to connect pharmacies, providers, payers, and biopharma companies to deliver medication access and adherence solutions that support patients from first prescription fill to ongoing therapy, regardless of their insurance coverage. RxTS has connections with most electronic health record systems, over 50,000 pharmacies, more than 750,000 providers, most payers and pharmacy benefit managers, and over 650 biopharma brands representing most therapeutic areas. Through its industry connections and ability to navigate the healthcare ecosystem, RxTS accelerates innovative solutions created to benefit healthcare stakeholders. Its comprehensive solution suites span across the entire patient journey, including medication access and affordability, prescription decision support and dispensing support services, as well as third-party logistics and wholesale distribution support, to help increase speed to therapy, reduce prescription abandonment, and support improved health outcomes for the patient. In the past year, RxTS helped patients save more than \$6 billion on brand and specialty medications, helped to prevent more than 9 million prescriptions from being abandoned due to affordability challenges, and helped patients access their medicine more than 67 million times.



McKESSON CORPORATION

Medical-Surgical Solutions Segment:

Our Medical-Surgical Solutions segment delivers medical-supply distribution, logistics, biomedical maintenance, and other services to healthcare providers across the alternate-site spectrum. Our more than 275,000 customers include physician offices, surgery centers, post-acute care facilities, hospital reference labs, and home health agencies. We partner with manufacturers and channel partners to support our key target end-markets, including primary care, extended care, government, and other markets. We distribute medical-surgical supplies (such as gloves, needles, syringes, and wound care products), infusion pumps, laboratory equipment, and pharmaceuticals. Through a network of distribution centers within the U.S., we offer more than 285,000 products from national brand manufacturers and McKesson's own brand of high-quality products. Through the right mix of products and services, we help improve efficiencies, profitability, and compliance. We also never lose focus on helping customers improve patient and business outcomes. We develop customized plans to address the product, operational, and clinical support needs of our customers, including tackling inventory management, reducing administrative burdens, and training and educating clinical staff. We deliver for our customers, so they can deliver and care for their patients. Additionally, under contracts with the Department of Health and Human Services ("HHS") and Pfizer, Inc., McKesson's Medical-Surgical business leverages its expertise to manage the assembly, storage, and distribution of supply kits needed to administer COVID-19 vaccines, as well as some of the sourcing of those supplies. The kits are produced and distributed at the direction of HHS to support the administration of all COVID-19 vaccines approved in the U.S.

International Segment:

Our International segment provides distribution and services to wholesale, institutional, and retail customers in 11 European countries where we own, partner, or franchise with retail pharmacies and operate through two businesses: Pharmaceutical Distribution and Retail Pharmacy. Our operations in Canada support better, safer patient care by delivering vital medicines, supplies, and information technology solutions to customers, and through several retail health and wellness brands, across Canada.

Our European Pharmaceutical Distribution business delivers pharmaceutical and other healthcare-related products to pharmacies across Europe. This business functions as a vital link, using technology-enabled management systems at our regional wholesale branches to connect manufacturers to retail pharmacies, supplying medicines and other products sold in pharmacies.

Our European Retail Pharmacy business serves patients and consumers in European countries directly through approximately 2,000 of our own pharmacies and 4,800 participant pharmacies operating under brand partnership arrangements. This business provides customers with traditional prescription pharmaceuticals, non-prescription products, and medical services, as well as e-commerce operating under the Lloyds pharmacy branding in Belgium, Ireland, and Italy. In addition, we partner with independent pharmacies under local banner programs.

In fiscal 2022, we announced our intention to exit our businesses in Europe. We entered into an agreement to sell certain of our businesses in the European Union ("E.U.") located in France, Italy, Ireland, Portugal, Belgium, and Slovenia, our German headquarters and wound-care business, part of a shared services center in Lithuania, and our ownership stake in a joint venture in the Netherlands ("E.U. disposal group"). We also completed the sale of our Austrian business. On April 6, 2022, we completed the sale of our retail and distribution businesses in the United Kingdom ("U.K. disposal group"). Of the owned and banner pharmacies referenced above, all except for approximately 300 owned and 100 partner pharmacies are included within these disposal groups. In executing our strategy to exit Europe, we continue to evaluate suitable exit alternatives for our remaining businesses in Norway and Denmark. Refer to Financial Note 2, "Held for Sale," to the consolidated financial statements included in this Annual Report for additional information on our European divestiture activities.



McKESSON CORPORATION

McKesson Canada is one of the largest pharmaceutical wholesale and retail distributors in Canada. The wholesale business delivers products to retail pharmacies, hospitals, long-term care centers, clinics and institutions in Canada through a national network of distribution centers and provides logistics and distribution services for manufacturers.

Beyond wholesale pharmaceutical logistics and distribution, McKesson Canada provides automation and technology solutions to its retail and hospital customers. Additionally, McKesson Canada provides comprehensive specialty health services to Canadians, including a national network of specialty pharmacies, personalized patient care and support programs, and INVIVA, Canada's first and largest accredited network of private infusion clinics. McKesson Canada also owns and operates PDCI, Canada's leading market access consultancy, supporting manufacturers as they introduce new products into the Canadian market.

The Canada retail business includes over 2,700 banner pharmacies under the IDA[®], Guardian[®], The Medicine Shoppe[®], Remedy'sRx[®], Proxim[®], and Uniprix[®] banners, and approximately 400 owned pharmacies under the Rexall[™] brand where we provide patients with greater choice and access, integrated pharmacy care and industry-leading service levels. McKesson Canada also owns and operates Well.ca[™], a leading Canadian online health and wellness retailer.

Other:

Change Healthcare: Our equity ownership interest in the Change Healthcare JV, a joint venture, was accounted for using the equity method of accounting. The Change Healthcare JV provided software and analytics, network solutions, and technology-enabled services that deliver wide-ranging financial, operational, and clinical benefits to payers, providers and consumers. On March 10, 2020, we completed the separation of our interest in the Change Healthcare JV through a split-off transaction. This transaction reduced our investment in the Change Healthcare JV to zero. Refer to Financial Note 4, "Business Acquisitions and Divestitures," to the consolidated financial statements included in this Annual Report for additional information related to this transaction.

Restructuring, Business Combinations, Investments, and Divestitures

We have undertaken additional strategic initiatives in recent years designed to further focus on our core healthcare businesses and enhance our competitive position. These initiatives are detailed in Financial Notes 2, 3, and 4, "Held for Sale," "Restructuring, Impairment, and Related Charges, Net," and "Business Acquisitions and Divestitures," respectively, to the consolidated financial statements included in this Annual Report.

Competition

We operate in highly competitive environments, primarily in North America and Europe. In recent years, the healthcare industry has been subject to increasing consolidation. In the pharmaceutical distribution environment in which our U.S. Pharmaceutical and International segments operate, we face strong competition from international, national, regional, and local full-line, short-line, and specialty distributors, service merchandisers, self-warehousing chain drug stores, manufacturers engaged in direct distribution, third-party logistics companies, and large payer organizations. We consider our largest competitors in distribution, wholesaling, and logistics to be AmerisourceBergen Corporation and Cardinal Health, Inc. Our retail businesses, which primarily operate in our International segment, face competition from various global, national, regional, and local retailers, including chain and independent pharmacies.

Our RxTS business experiences substantial competition from many companies, including other biopharma services companies, software services firms, consulting firms, shared service vendors, and internet-based companies with technology applicable to the healthcare industry. Competition in this business varies in size from large to small companies, in geographical coverage, and in scope and breadth of products and services offered.



McKESSON CORPORATION

Our Medical-Surgical Solutions segment provides medical-surgical supply distribution, logistics, and other services to healthcare providers, including physician offices, surgery centers, nursing homes, hospital reference labs, home health care agencies, and other alternative sites with competition from a wide range of national and regional medical supply and equipment distributors throughout the U.S.

In addition, we compete with other service providers and healthcare manufacturers, as well as other potential customers of our businesses, which may from time to time decide to develop, for their own internal needs, supply management capabilities that might otherwise be provided by our businesses. We believe that our scale and diversity of product and service offerings are our primary competitive advantages. In all areas, key competitive factors include price, quality of service, breadth of product lines, innovation and, in some cases, convenience to the customer.

Patents, Trademarks, Copyrights, and Licenses

McKesson and its subsidiaries hold patents, copyrights, trademarks, and trade secrets related to McKesson products and services. We pursue patent protection for our innovations and obtain copyright protection for our original works of authorship, when such protection is advantageous. Through these efforts, we have developed a portfolio of patents and copyrights in the U.S. and worldwide. In addition, we have registered or applied to register certain trademarks and service marks in the U.S. and in foreign countries.

We believe that, in the aggregate, McKesson's confidential information, patents, copyrights, trademarks, and intellectual property licenses are important to its operations and market position, but we do not consider any of our businesses to be dependent upon any one patent, copyright, trademark, or trade secret, or any family or families of the same. We cannot guarantee that our intellectual property portfolio will be sufficient to deter misappropriation, theft, or misuse of our technology, nor that we can successfully enjoin infringers. We periodically receive notices alleging that our products or services infringe on third-party patents and other intellectual property rights. These claims may result in McKesson entering settlement agreements, paying damages, discontinuing use or sale of accused products, or ceasing other activities. While the outcome of any litigation or dispute is inherently uncertain, we do not believe that the resolution of any of these infringement notices would have a material adverse impact on our results of operations.

We hold inbound licenses for certain intellectual property that is used internally, and in some cases, utilized in McKesson's products or services. While it may be necessary in the future to seek or renew licenses relating to various aspects of our products and services, we believe, based upon past experience and industry practice, such licenses generally can be obtained on commercially reasonable terms. We believe our operations as well as our products and services are not materially dependent on any single license or other agreement with any third party.

Human Capital

Our vision for a healthier world begins with our employees, who bring our mission to life every day. We deliver programs that focus on improving employee health and wellness, creating opportunities for growth and development, and providing an inclusive workplace where our employees can reach their full potential. At March 31, 2022, we had approximately 75,000 employees worldwide, including 17,000 part-time employees, as well as 33,000 employees in the U.S. and 13,000 employees in Canada. We also supplement our work force with contractors and/or consultants for certain business projects, processes, and/or operations as demand requires, including for programs such as the COVID-19 vaccine distribution and related ancillary supply kit programs. During 2022, we entered into an agreement to sell the E.U. disposal group which is expected to close within the second half of fiscal year 2023 and completed the sale of our Austrian business. On April 6, 2022, we completed the sale of the U.K. disposal group. At March 31, 2022, we had approximately 29,000 employees in Europe, including 11,000 part-time employees, the majority of whom we expect will be transferred with the E.U. disposal



McKESSON CORPORATION

group and U.K. disposal group. Refer to Financial Note 2, “Held for Sale,” to the consolidated financial statements included in this Annual Report for additional information on our European divestiture activities.

Diversity, Equity, and Inclusion (“DEI”): We are committed to making the principles of DEI integral to everything we do because we believe building a healthier future is everyone’s business. We build successful teams by recruiting, developing, and retaining diverse talent and we recognize our culture of inclusion and belonging as an important element that drives long-term shareholder value. We have 10 employee resource groups (“ERGs”) that are voluntary, employee-led, company-sponsored groups that focus on making a difference among our U.S. employees. ERGs can help employees make authentic connections, showcase leadership skills, and create a positive impact.

At March 31, 2022, women and people of color represented the following:

| Metric ⁽¹⁾ | McKesson Overall | McKesson Leadership ⁽²⁾ |
|------------------------------------|-------------------------|---|
| Women ⁽³⁾ | 64% | 46% |
| People of Color ^{(4) (5)} | 47% | 22% |

- (1) The data for our metrics is derived from our voluntary self-identification process as of March 31, 2022 and therefore represents our best estimate at this time. For fiscal year 2021, our metrics did not include our employees related to USON as the data was not available.
- (2) Represents our leadership at the vice president level and above.
- (3) Represents worldwide employees. In North America, women represent 60% of “McKesson Overall” and 48% of “McKesson Leadership.”
- (4) Represents U.S. employees only because the data for Canada and Europe is not available.
- (5) People of Color includes the following races and ethnicities: American Indian or Alaska Native, Asian, Black or African American, Hispanic or Latino, Native Hawaiian or Other Pacific Islander, or Two or More Races.

Culture and Leadership: What sets McKesson apart as an exceptional place is our people. Our employees understand that together, unified by our global PCARE and LEAD principles, we fulfill our mission of improving care in every setting. Our PCARE values (Integrity, Inclusion, Customer-First, Accountability, Respect, Excellence) are foundational to all that we do, and who we are as a company. LEAD (Inspire, Leverage, Execute, Advance, Develop) is our common definition of and shared commitment to leadership. By embracing this commitment, we bring out the best in ourselves and position McKesson to continue to drive better health — for our company, our customers, and the patients they serve — for years to come. We promote leadership behaviors through culture initiatives that offer practical tips on how to debate, decide, and commit, be open and candid, and maintain an enterprise-first mindset when navigating conversations affecting operations within and across our business segments. These values and behaviors help make McKesson unique.

Investment in Employees: To support employee growth and development, we provide regular feedback and training, and work to create and maintain an inclusive environment where everyone can bring their authentic self to work and know they are appreciated, with their perspectives heard and considered. Through training, we encourage leaders to embrace diverse perspectives and lead inclusively. Employee development programs include training, coaching, and 360-degree assessments, which can support the careers of future leaders and their teams. We offer financial assistance programs for higher education opportunities that support employees’ career growth at the company. To provide compensation that is focused on attracting and retaining talent with the skills and experience necessary for a specific role, our compensation program is built on a set of quantifiable factors defined by our guiding principles of internal equity, market competitiveness, and pay for performance. We operate in several countries and our benefits offerings vary accordingly. We offer health and wellness benefits to advance the physical, mental, and social well-being of our people, savings programs to help prepare them for



McKESSON CORPORATION

retirement, and flexible work arrangements, among other offerings, when possible. We seek employee feedback through an annual employee opinion survey, which assesses our employees' levels of engagement, commitment, and overall satisfaction using industry benchmarks, and we then design action plans to improve those metrics.

As broader U.S. labor markets continue to be challenging and evolving, we continue our dedication to recruiting and retaining qualified employees across the organization. During 2022, we committed to increasing base pay and providing long-term incentive awards for certain markets and job classes as necessary to retain top talent. We also made investments in our talent acquisition team by adding recruiters, systems, and process improvements to strengthen our ability to attract employees and reduce the lead time to fill open positions as well as improve our employee value proposition. In response to the COVID-19 pandemic, we offer medical benefits covering COVID-19 related visits, testing (including over-the-counter tests), treatment and vaccines, telehealth options, and emergency paid time off ("PTO"). During the first quarter of 2022, we approved changes to our real estate strategy to increase efficiencies and support flexibility for our employees, as discussed in Financial Note 3, "Restructuring, Impairment, and Related Charges, Net," to the consolidated financial statements included in this Annual Report. Our North American future of work approach is based on four pillars: best talent and co-location, flexibility, mobility, and a partial remote work model for certain employees.

Health and Safety: Our security and safety departments employ systems designed to continually monitor our facilities and work environment to help identify and prevent or mitigate any potential risks. This includes having procedures in place and investing in equipment for both physical and electronic security. We routinely assess facilities to closely monitor adherence to established security and safety standards. If we identify a vulnerability, it is documented, and the facility prepares an action plan. Our employees receive specialized training related to their role, work setting, and equipment used in their work environment. As our processes evolve, we update relevant safety training modules, which may include new employee training programs. In response to the COVID-19 pandemic, our priority has been, and continues to be, protecting the health and safety of our employees, customers, patients, and communities while also safeguarding the healthcare supply chain. The various responses we put in place to mitigate the impact of COVID-19 on our business operations, including telecommuting and work-from-home policies, restricted travel, and enhanced safety measures, are intended to limit employee exposure to the virus that causes COVID-19 as they perform their jobs while also providing employee support programs and a sense of belonging. During 2022, we implemented COVID-19 vaccination protocols designed to be consistent with federal, state, and local laws and with customer requirements for our U.S. and Canada employees. For additional information on our response to COVID-19 in the workplace, refer to the COVID-19 section of "*Trends and Uncertainties*" in "Management's Discussion and Analysis of Financial Condition and Results of Operations" in Item 7 of Part II included in this Annual Report.

Government Regulation

McKesson, generally and in many of the highly regulated industries in which it operates, is subject to oversight by various federal, state, and local governmental entities in the U.S. and elsewhere. The Company incurs significant expense and makes large investments to enable it to comply with regulations and guidance promulgated by those governmental entities. A failure, or alleged failure, by the Company to comply with statutes, regulations, or other laws could have a material adverse impact to the Company's business operations, reputation, results of operations, and financial and competitive position.

Controlled Substances: We are subject to the operating and security standards of the U.S. Drug Enforcement Administration ("DEA"), the U.S. Food and Drug Administration ("FDA"), HHS, the Centers for Medicare & Medicaid Services ("CMS"), various state boards of pharmacy, state health departments, and comparable agencies in the U.S. and other countries. We maintain extensive controlled substance monitoring and reporting programs at considerable expense in order to help us meet those standards. We have incurred monetary penalties



McKESSON CORPORATION

and licensing sanctions pursuant to these requirements and future allegations of noncompliance could result in our inability to obtain, maintain, or renew permits, licenses, or other regulatory approvals needed for the operation of our businesses.

Additionally, the Company is a defendant in many litigation matters alleging claims related to its distribution of controlled substances (opioids), including claims about regulatory compliance. On February 25, 2022, the Company and two other U.S. pharmaceutical distribution companies (collectively, “Distributors”) determined that there is sufficient State and subdivision participation to proceed with an agreement to settle a substantial majority of opioids-related lawsuits filed against the Distributors by U.S. states, territories, and local governmental entities. The Company incurs and expects to continue to incur significant expense in order to resolve those and other opioids-related matters. As part of that resolution, the Company will bear a portion of the expense to establish and maintain a clearinghouse for data related to distribution of controlled substance. For more information about those litigation matters, refer to Financial Note 18, “Commitments and Contingent Liabilities,” to the consolidated financial statements in this Annual Report.

Government Contracts: Our contracts with government entities typically are subject to procurement laws that include socio-economic, employment practices, environmental protection, recordkeeping and accounting, and other requirements. These statutory and regulatory requirements complicate our business and increase our compliance burden. We are subject to audits, investigations and oversight proceedings about our compliance with contractual and legal requirements. If we fail to comply with these requirements, or we fail an audit, we may be subject to sanctions such as monetary damages, criminal and civil penalties, termination of contracts and suspension or debarment from government contract work.

Federal, state and local governmental entities in the U.S. and elsewhere continue to strengthen their position and scrutiny of practices that may indicate fraud, waste, and abuse affecting government healthcare programs such as Medicare and Medicaid. Our relationships with pharmaceutical and medical surgical product manufacturers, healthcare providers, and other companies and individuals, as well as our provision of products and services to government entities, subject our business to statutes, regulations, and government guidance that are intended to prevent fraud and abuse. Many of these laws are vague or indefinite and have not been interpreted by the courts and, as such, may be interpreted or applied by a prosecutorial, regulatory, or judicial authority in a manner that could require us to make changes in our operations at added expense. Failure to comply with these laws, including the federal Anti-Kickback Statute, could subject us to federal or state government investigations or qui tam actions, and to liability for damages and civil and criminal penalties, including the loss of licenses or our ability to participate in Medicare, Medicaid and other federal and state healthcare programs, or pursue government contracts.

Healthcare Regulation: In the U.S., the Patient Protection and Affordable Care Act (“ACA”) significantly expanded health insurance coverage to uninsured Americans and changed the way healthcare is financed by both governmental and private payers. There are also further efforts to broaden healthcare coverage. U.S. lawmakers also have explored proposals to reduce drug prices, including requiring greater price transparency, authorizing the federal government to negotiate prices for some drugs covered under the Medicare program, and drug importation measures. Provincial governments in Canada that provide partial funding for the purchase of pharmaceuticals and independently regulate the sale and reimbursement of drugs have sought to reduce the costs of publicly funded health programs. For example, provincial governments have taken steps to reduce consumer prices for generic pharmaceuticals and, in some provinces, change professional allowances paid to pharmacists by generic manufacturers. Many European governments provide or subsidize healthcare to consumers and patients by regulating pharmaceutical prices, patient eligibility, or reimbursement levels to control government healthcare system costs. European governments are continuously reviewing measures to support the reduction of public healthcare spending. Such measures can exert pressure on pricing frameworks and reimbursement timelines for pharmaceuticals, which in turn may impact customer behavior. There is substantial uncertainty about the likelihood and timing of any healthcare policy reform as each E.U. country operates in a separate healthcare environment.



McKESSON CORPORATION

In December 2020, the CMS issued a final rule pertaining to “Best Price” reporting requirements under the Medicaid Drug Rebate Program. Among other things, that rule may impact drug pricing and solutions to help patients afford their medications. This rule is subject to ongoing litigation. Unless the legal challenge to the rule is successful, the rule will likely become effective on January 1, 2023. There is substantial uncertainty about the likelihood, timing, and ultimate resolutions of these lawsuits.

Additionally, there have been increasing efforts by governments to regulate the pharmaceutical drug supply chain in order to prevent the introduction of counterfeit, stolen, contaminated, or otherwise harmful drugs into the pharmaceutical distribution system, otherwise known as pedigree tracking. For example, the U.S. Drug Quality and Security Act of 2013 (“DQSA”) requires us to participate in a federal prescription drug track and trace system that preempts state drug pedigree requirements, and the U.S. Food and Drug Administration Amendments Act of 2007 requires the FDA to establish standards and identify and validate effective technologies, such as track and trace or authentication technologies, to secure the pharmaceutical supply chain against counterfeit drugs. We also have record-keeping and other obligations under the E.U. Falsified Medicines Directive. Pedigree tracking laws such as these increase our compliance burden and our pharmaceutical distribution costs.

Data Security and Privacy: We are subject to a variety of privacy and data protection laws that change frequently and have requirements that vary from jurisdiction to jurisdiction. For example, under the Health Insurance Portability and Accountability Act of 1996 (“HIPAA”) we must maintain administrative, physical, and technological safeguards to protect individually identifiable health information (“protected health information”) and ensure the confidentiality, integrity, and availability of electronic protected health information. We are subject to significant compliance obligations under privacy laws such as the General Data Protection Regulation (“GDPR”) in the European Union, the Personal Information Protection and Electronic Documents Act (“PIPEDA”) in Canada, and an expanding list of comprehensive state privacy laws in the United States, including the California Consumer Protection Act (“CCPA”). Some privacy laws prohibit the transfer of personal information to certain other jurisdictions or otherwise limit our use of data. Many of these laws also require us to provide access or other data rights (modification, deletion, portability, etc.) to consumers’ and patients’ individual personal data records within specified periods of time. Laws such as the federal Cyber Incident Reporting for Critical Infrastructure Act of 2022 may require us to provide notifications of significant data privacy breaches or cybersecurity incidents before our investigations are complete. We are subject to privacy and data protection compliance audits or investigations by various government agencies. Failure to comply with these laws subjects us to potential regulatory enforcement activity, fines, private litigation including class actions, reputational impacts, and other costs. We also have contractual obligations that might be breached if we fail to comply with privacy and data security laws. Our efforts to comply with privacy and data security laws complicate our operations and add to our costs.

Environmental Regulation: We are subject to many environmental and hazardous materials regulations, including those relating to radiation-emitting equipment operated at U.S. Oncology Network practices. Additionally, our operations are subject to regulations under various federal, state, local and foreign laws concerning the environment, including laws addressing the discharge of pollutants into the air and water, the management and disposal of hazardous substances and wastes, and the cleanup of contaminated sites, as discussed in more detail below. We could incur substantial costs, including cleanup costs, fines and civil or criminal sanctions, and third-party damage or personal injury claims, if in the future we were to violate or become liable under environmental laws. We are committed to maintaining compliance with all environmental laws applicable to our operations, products, and services and to reducing our environmental impact across all aspects of our business. We meet this commitment through an environmental strategy and sustainability program.

We sold our chemical distribution operations in 1987 and retained responsibility for certain environmental obligations. Agreements with the Environmental Protection Agency and certain states may require environmental



McKESSON CORPORATION

assessments and cleanups at several closed sites. These matters are described further in Financial Note 18, "Commitments and Contingent Liabilities," to the consolidated financial statements included in this Annual Report.

The liability for environmental remediation and other environmental costs is accrued when the Company considers it probable and can reasonably estimate the costs. Environmental costs and accruals, including that related to our legacy chemical distribution operations, are not material to our operations or financial position. Other than the expected expenditures that may be required in connection with our legacy chemical distribution operations, we do not anticipate making substantial capital expenditures either for environmental issues or to comply with environmental laws, regulations, or government guidance in the future.

Climate Change Regulation: Governments in the U.S. and abroad are considering new or expanded laws to address climate change. Such laws may include limitations on greenhouse gas ("GHG") emissions, mandates that companies implement processes to monitor and disclose climate-related matters, additional taxes or offset charges on specified energy sources, and other requirements. Compliance with climate-related laws may be further complicated by disparate regulatory approaches in various jurisdictions. New or expanded climate-related laws could impose costs on us, including capital expenditures to develop data gathering and reporting systems. Until the timing and extent of climate-related laws are clarified, we cannot predict their potential effect on our capital expenditures or our results of operations.

Other Information about the Business

Customers: During 2022, sales to our ten largest customers, including group purchasing organizations ("GPOs") accounted for approximately 52% of our total consolidated revenues. Sales to our largest customer, CVS Health Corporation ("CVS"), accounted for approximately 21% of our total consolidated revenues in 2022. In May 2019, we extended our pharmaceutical distribution relationship with CVS to June 2023. Our ten largest customers comprised approximately 43%, and CVS was approximately 28%, of total trade accounts receivable at March 31, 2022. We also have agreements with GPOs, each of which functions as a purchasing agent on behalf of member hospitals, pharmacies and other healthcare providers, as well as with government entities and agencies. The accounts receivable balances are with individual members of the GPOs, and therefore no significant concentration of credit risk exists. Substantially all of these revenues and accounts receivable are included in our U.S. Pharmaceutical segment.

Suppliers: We obtain pharmaceutical and other products from manufacturers, none of which accounted for more than our largest supplier at 9% of our purchases in 2022. The loss of a supplier could adversely affect our business if alternate sources of supply are unavailable. We believe that our relationships with our suppliers are generally sound. The ten largest suppliers in 2022 accounted for approximately 55% of our purchases.

Some of our distribution arrangements with manufacturers provide us compensation based on a percentage of our purchases. In addition, we have certain distribution arrangements with pharmaceutical manufacturers that include an inflation-based compensation component whereby we benefit when the manufacturers increase their prices as we sell our existing inventory at the new higher prices. For these manufacturers, a reduction in the frequency and magnitude of price increases, as well as restrictions in the amount of inventory available to us, could have an adverse impact on our gross profit margin.

Research and Development: Research and development expenses were \$70 million, \$74 million, and \$96 million during 2022, 2021, and 2020, respectively.

Financial Information About Foreign and Domestic Operations: Certain financial information relating to foreign and domestic operations is discussed in Financial Note 21, "Segments of Business," to the consolidated



McKESSON CORPORATION

financial statements included in this Annual Report as well as in “Foreign Operations” in Item 7 of Part II of this Annual Report. See “Risk Factors” in Item 1A of Part I below for information regarding risks associated with our foreign operations.

Forward-Looking Statements

This Annual Report, including “Management’s Discussion and Analysis of Financial Condition and Results of Operations” in Item 7 of Part II of this report and the “Risk Factors” in Item 1A of Part I of this report, contains forward-looking statements within the meaning of section 27A of the Securities Act of 1933 (“Securities Act”) and section 21E of the Securities Exchange Act of 1934, as amended. Some of these statements can be identified by use of forward-looking words such as “believes,” “expects,” “anticipates,” “may,” “will,” “should,” “seeks,” “approximately,” “intends,” “plans,” or “estimates,” or the negative of these words, or other comparable terminology. The discussion of financial trends, strategy, plans, or intentions may also include forward-looking statements. Forward-looking statements involve risks and uncertainties that could cause actual results to differ materially from those projected, anticipated, or implied. Although it is not possible to predict or identify all such risks and uncertainties, they include, but are not limited to, the factors discussed in Item 1A of Part I of this report under “Risk Factors” and in our publicly available SEC filings and press releases. Readers are cautioned not to place undue reliance on forward-looking statements, which speak only as of the date such statements were first made. Except to the extent required by federal securities laws, we undertake no obligation to publicly release the result of any revisions to any forward-looking statements to reflect events or circumstances after the date the statements are made, or to reflect the occurrence of unanticipated events.

Item 1A. Risk Factors

The discussion below identifies certain representative risks that might cause our actual business results to materially differ from our estimates. It is not practical to identify or describe all risks and uncertainties that might materially impact our business operations, reputation, financial position, or results of operations. Our business could be materially affected by risks that we have not yet identified or that we currently consider to be immaterial. This is not a complete statement of all potential risks and uncertainties.

Litigation and Regulatory Risks

We experience costly and disruptive legal disputes.

We are routinely named as a defendant in litigation or regulatory proceedings and other legal disputes, which may include asserted class action litigation, such as those described in Financial Note 18, “Commitments and Contingent Liabilities,” to the consolidated financial statements in this Annual Report. Regulatory proceedings involve allegations such as false claims, healthcare fraud and abuse, and antitrust violations. Civil litigation proceedings involve commercial, employment, environmental, intellectual property, tort, and other claims. Despite valid defenses that we assert, legal disputes are often costly, time-consuming, distracting to management and disruptive to normal business operations. The uncertainty and expense associated with unresolved legal disputes might harm our business and reputation even if the matter ultimately is favorably resolved. The outcome of legal disputes is difficult to predict. Outcomes can occur that are not justified by the evidence or existing law. Outcomes include monetary damages, penalties and fines, and injunctive or other relief that requires us to change our business operations and incur significant expense. Accordingly, legal disputes might have a materially adverse impact on our reputation, our business operations, and our financial position or results of operations.

We might experience losses not covered by insurance or indemnification.

Our business exposes us to risks that are inherent in the distribution, manufacturing, dispensing and administration of pharmaceuticals and medical-surgical supplies, the provision of ancillary services, the conduct



McKESSON CORPORATION

of our payer businesses and the provision of products that assist clinical decision-making and relate to patient medical histories and treatment plans. For example, pharmacy operations are exposed to risks such as improper filling of prescriptions, mislabeling of prescriptions, inadequacy of warnings, unintentional distribution of counterfeit drugs, and expiration of drugs. Although we seek to maintain adequate insurance coverage, such as property insurance for inventory and professional and general liability insurance, coverages on acceptable terms might be unavailable, or coverages might not cover our losses. We generally seek to limit our contractual exposure, but limitations of liability or indemnity provisions in our contracts may not be enforceable or adequately protect us from liability. Uninsured losses might have a materially adverse impact on our business operations and our financial position or results of operations.

We experience costly legal disputes, government actions, and adverse publicity regarding our role in distributing controlled substances such as opioids.

The Company is a defendant in many litigation matters alleging claims related to the distribution of controlled substances (opioids), as described in Financial Note 18, "Commitments and Contingent Liabilities," to the consolidated financial statements in this Annual Report. We regularly are named as a defendant in similar, new cases. The plaintiffs in those cases include governmental entities (such as states, provinces, counties, and municipalities) as well as businesses, groups and individuals. The cases allege violations of controlled substance laws and other laws, and they make common law claims such as negligence and public nuisance. Many of these cases raise novel theories of liability. Any proceedings can have unexpected outcomes that are not justified by evidence or existing law. Legal proceedings such as these often involve significant expense, management time and distraction, and risk of loss that can be difficult to predict or quantify. It is not uncommon for claims to be resolved over many years. Outcomes include monetary damages, penalties and fines, and injunctive or other relief that requires us to change our business operations and incur significant expense. Although the Company has valid defenses and is vigorously defending itself, some proceedings have been and others may be resolved by negotiated outcome. Not all proceedings, however, are resolved by settlement. Our reputation has been and may continue to be impacted by publicity regarding the litigation and related allegations. The adverse outcome of legal proceedings might have a materially adverse impact on our business operations and our financial position or results of operations.

We might experience increased costs to distribute controlled substances such as opioids.

Legislative, regulatory, or industry measures related to the distribution of controlled substances such as prescription opioids could affect our business in ways that we may not be able to predict. For example, some states have passed legislation that could require us to pay taxes or assessments on the distribution of opioid medications in those states and other states have considered similar legislation. Liabilities for taxes or assessments or other costs of compliance under any such laws might have a materially adverse impact on our reputation, business operations, and our financial position or results of operations.

We are subject to extensive, complex and challenging healthcare and other laws.

Our industry is highly regulated, and further regulation of our distribution businesses and technology products and services could impose increased costs, negatively impact our profit margins and the profit margins of our customers, delay the introduction or implementation of our new products, or otherwise negatively impact our business and expose the Company to litigation and regulatory investigations. For example, we are subject to many environmental and hazardous materials regulations, including those relating to radiation-emitting equipment operated at U.S. Oncology Network practices. Additionally, we are subject to various routine agency and ad hoc inspections by government agencies to determine compliance with various statutes and regulations. Any noncompliance by us with applicable laws or the failure to maintain, renew or obtain necessary permits and licenses could lead to enforcement actions or litigation and might have a materially adverse impact on our business operations and our financial position or results of operations.



McKESSON CORPORATION

We are subject to extensive and frequently changing laws relating to healthcare fraud, waste and abuse.

Federal, state, and local governmental entities in the U.S. and elsewhere continue to strengthen their position and scrutiny over practices that may indicate fraud, waste and abuse affecting government healthcare programs such as Medicare and Medicaid. Our relationships with companies and individuals including pharmaceutical and medical surgical product manufacturers and healthcare providers, as well as our provision of products and services to government entities, subject our business to statutes, regulations, or government guidance that are intended to prevent fraud, waste, and abuse. Among other things, those laws: (1) prohibit persons from soliciting, offering, receiving, or paying any remuneration in order to induce the referral of a patient for treatment or to induce the ordering or purchasing of items or services that are in any way paid for by Medicare, Medicaid, or other government-sponsored healthcare programs; (2) impose many restrictions upon referring physicians and providers of designated health services under Medicare and Medicaid programs; and (3) prohibit the knowing submission of a false or fraudulent claim for payment to, and knowing retention of an overpayment by, a federal healthcare program such as Medicare and Medicaid. Many of these laws, including those relating to marketing incentives, are vague or indefinite and have not been interpreted by the courts, regulators, or enforcing agencies. Those laws may be interpreted or applied in a manner that could require us to make changes in our operations at added expense. Failures to comply with those laws exposes us to federal or state government investigations or qui tam actions, and to liability for damages and civil and criminal penalties. Such failures might result in the loss of licenses or our ability to participate in Medicare, Medicaid or other federal and state healthcare programs. These sanctions might have a materially adverse impact on our business operations and our financial position or results of operations.

We might lose our ability to purchase, compound, store or distribute pharmaceuticals and controlled substances.

We are subject to the operating and security standards of the DEA, the FDA, various state boards of pharmacy, state health departments, the CMS, and other comparable agencies. Certain of our businesses may be required to register for permits and/or licenses with, and comply with operating and security standards of, the DEA, FDA, CMS, various state boards of pharmacy, state health departments and/or comparable state agencies as well as foreign agencies and certain accrediting bodies, depending upon the type of operations and location of product development, manufacture, distribution, and sale. For example, we are required to hold valid DEA and state-level registrations and licenses, meet various security and operating standards, and comply with the Controlled Substances Act and its accompanying regulations governing the sale, marketing, packaging, holding, distribution, and disposal of controlled substances. Noncompliance with these requirements results in monetary penalties and/or licensing sanctions. If we are not able to obtain, maintain, or renew permits, licenses, or other regulatory approvals needed for the operation of our businesses, it might have a materially adverse impact on our business operations and our financial position or results of operations.

Privacy and data protection laws increase our compliance burden.

We are subject to a variety of privacy and data protection laws that change frequently and have requirements that vary from jurisdiction to jurisdiction. For example, under HIPAA we must maintain administrative, physical, and technological safeguards for protected health information and ensure the confidentiality, integrity, and availability of electronic protected health information. We are subject to significant compliance obligations under privacy laws such as the GDPR in the E.U., the PIPEDA in Canada, and an expanding list of comprehensive state privacy laws in the United States, including the CCPA in California. Some privacy laws prohibit the transfer of personal information to certain other jurisdictions or otherwise limit our use of data. Many of these laws also require us to provide access or other data rights (modification, deletion, portability, etc.) to consumers' and patients' individual personal data records within specified periods of time. Laws such as the federal Cyber Incident Reporting for Critical Infrastructure Act of 2022 may require us to provide notifications of significant



McKESSON CORPORATION

data privacy breaches or cybersecurity incidents before our investigations are complete. We are subject to privacy and data protection compliance audits or investigations by various government agencies. Failure to comply with these laws subjects us to potential regulatory enforcement activity, fines, private litigation including class actions, reputational impacts, and other costs. We also have contractual obligations that might be breached if we fail to comply with privacy and data security laws. Our efforts to comply with privacy laws complicates our operations and adds to our costs. A significant privacy breach or failure to comply with privacy and data security laws might have a materially adverse impact on our reputation, business operations, and our financial position or results of operations.

Anti-bribery and anti-corruption laws increase our compliance burden.

We are subject to laws prohibiting improper payments and bribery, including the U.S. Foreign Corrupt Practices Act, the U.K. Bribery Act and similar regulations in other jurisdictions. The U.K. Bribery Act, for example, prohibits both domestic and international bribery, as well as bribery across both private and public sectors. An organization that fails to prevent bribery committed by anyone associated with the organization can be charged under the U.K. Bribery Act unless the organization can establish the defense of having implemented adequate procedures to prevent bribery. Our failure to comply with these laws might subject us to civil and criminal penalties that might have a materially adverse impact on our reputation, business operations and our financial position or results of operations.

Company and Operational Risks

We might record significant charges from impairment to goodwill, intangibles and other assets or investments.

We are required under U.S. Generally Accepted Accounting Principles (“GAAP”) to test our goodwill for impairment annually or more frequently if indicators for potential impairment exist. Indicators that are considered include significant changes in performance relative to expected operating results, significant changes in the use of the assets, significant negative industry or economic trends, or a significant decline in the Company’s stock price and/or market capitalization for a sustained period of time. In addition, we periodically review our intangible and other long-lived assets for impairment when events or changes in circumstances, such as a divestiture, indicate the carrying value may not be recoverable. Factors that may be considered a change in circumstances indicating that the carrying value of our intangible and other long-lived assets may not be recoverable include slower growth rates, the loss of a significant customer, burdensome new laws or divestiture of a business or asset for less than its carrying value. There are inherent uncertainties in management’s estimates, judgments and assumptions used in assessing recoverability of goodwill, intangible, and other long-lived assets. Any material changes in key assumptions, including failure to meet business plans, negative changes in government reimbursement rates, a deterioration in the U.S. and global financial markets, an increase in interest rate or an increase in the cost of equity financing by market participants within the industry or other unanticipated events and circumstances, may decrease the projected cash flows or increase the discount rates and could potentially result in an impairment charge. For example, the COVID-19 pandemic has disrupted the global economy and exacerbated uncertainties inherent in estimates, judgments and assumptions used in our forecasts and impairment assessments. We may be required to record a significant charge to earnings in our consolidated financial statements during the period in which any impairment of our goodwill or intangible and other long-lived assets is determined, which might have a materially adverse impact on our business operations and our financial position or results of operations.

We experience cybersecurity incidents that might significantly compromise our technology systems or might result in material data breaches.

We, our external service providers, and other third parties with which we do business use technology and systems to perform our business operations, such as the secure electronic transmission, processing, storage and hosting of sensitive information, including protected health information and other types of personal information,



McKESSON CORPORATION

confidential financial information, proprietary information, and other sensitive information relating to our customers, company and workforce. Despite physical, technical, and administrative security measures, technology systems and operations of the Company and third parties with which we do business are subject to cyberattacks and cybersecurity incidents. Cybersecurity incidents include unauthorized occurrences on or conducted through our information systems, such as tampering, malware insertion, ransomware attacks, or other system integrity events. The risk of cyberattacks increases from time to time due to a variety of internal and external factors, including during political conflicts or unrest. A cybersecurity incident might involve a material data breach or other material impact to the confidentiality, integrity, availability, and operations of our technology systems or data, which might result in injury to patients or consumers, litigation or regulatory action, disruption of our business operations, loss of customers or revenue, and increased expense, any of which might have a materially adverse impact on our business, reputation, and our financial position or results of operations.

We might experience significant problems with information systems or networks.

We rely on sophisticated information systems and networks to perform our business operations, such as to obtain, rapidly process, analyze, and manage data that facilitate the purchase and distribution of thousands of inventory items from distribution centers. We provide remote services that involve hosting customer data and operating software on our own or third-party systems. Our customers rely on their ability to access and use these the systems and their data as needed. The networks and hosting systems are vulnerable to interruption or damage from sources beyond our control, such as power loss, telecommunications failures, fire, natural disasters, software and hardware failures and cybersecurity incidents. If those information systems or networks suffer errors, interruptions, or become unavailable, or if the timely delivery of medical care or other customer business requirements are impaired by data access, network, or systems problems, we might experience injury to patients or consumers, litigation or regulatory action, disruption of our business operations, loss of customers or revenue, and increased expense. Any such problems might have a materially adverse impact on our business, reputation, and our financial position or results of operations.

Our products or services might not conform to specifications or perform as we intend.

We sell and provide services involving complex software and technology that may contain errors, especially when first introduced to market. Healthcare professionals delivering patient care tend to have heightened sensitivity to system and software errors. If our software and technology services are alleged to have contributed to faulty clinical decisions or injury to patients, we might be subject to claims or litigation by users of our software or services or their patients. Errors or failures might damage our reputation and negatively affect future sales. A failure of a system or software to conform to specifications might constitute a breach of warranty that could result in repair costs, contract termination, refunds of amounts previously paid, or claims for damages. Any of these types of errors or failures might have a materially adverse impact on our reputation, business operations, and our financial position or results of operations.

We might not realize expected benefits from business process initiatives.

We may implement restructuring, cost reduction or other business process initiatives that might result in extraordinary charges and expenses, failures to achieve our desired objectives, or unintended consequences such as distraction of our management and employees, business disruption, attrition beyond any planned reduction in workforce, inability to attract or retain key personnel and reduced employee productivity. Any of these risks might have a materially adverse impact on our business operations and our financial position or results of operations.

We might be unable to successfully complete or integrate acquisitions or other business combinations.

Our growth strategy includes consummating acquisitions or other business combinations that either expand or complement our business. To fund acquisitions, we may require financing that may not be available on acceptable terms. We may not receive regulatory approvals needed to complete proposed transactions, or such



McKESSON CORPORATION

approvals may be subject to delays or conditions that reduce transaction benefits. Achieving the desired outcomes of business combinations involves significant risks including: diverting management's attention from other business operations; challenges with assimilating the acquired businesses, such as integration of operations and systems; failure or delay in realizing operating synergies; difficulty retaining key acquired company personnel; unanticipated accounting or financial systems issues with the acquired business, which might affect our internal controls over financial reporting; unanticipated compliance issues in the acquired business; challenges retaining customers of the acquired business; unanticipated expenses or charges to earnings, including depreciation and amortization or potential impairment charges; and risks of known and unknown assumed liabilities in the acquired business. Any of these risks could adversely affect our ability to achieve the anticipated benefits of an acquisition and might have a materially adverse impact on our business operations and our financial position or results of operations.

Exclusive forum provisions in our Bylaws could limit our stockholders' ability to choose their preferred judicial forum for disputes with us or our directors, officers or employees.

Our amended and restated bylaws provide that, unless the Corporation consents in writing to the selection of an alternative forum, the sole and exclusive forum for specified legal actions is the Court of Chancery of the State of Delaware or the United States District Court for the District of Delaware if the Court of Chancery does not have or declines to accept jurisdiction (collectively, "Delaware Courts"). Current and former stockholders are deemed to have consented to the personal jurisdiction of the Delaware Courts in connection with any action to enforce that exclusive forum provision and to service of process in any such action. These provisions of the bylaws are not a waiver of, and do not relieve anyone of duties to comply with, federal securities laws including those specifying the exclusive jurisdiction of federal courts under the Exchange Act and concurrent jurisdiction of federal and state courts under the Securities Act. To the extent that these provisions of the bylaws limit a current or former stockholder's ability to select a judicial forum other than the Delaware Courts, they might discourage the specified legal actions, might cause current or former stockholders to incur additional litigation-related expenses and might result in outcomes unfavorable to current or former stockholders. A court might determine that these provisions of the bylaws are inapplicable or unenforceable in any particular action, in which case we may incur additional litigation related expenses in such action, and the action may result in outcomes unfavorable to us, which could have a materially adverse impact on our reputation, our business operations, and our financial position or results of operations.

We might be adversely impacted by delays or other difficulties with divestitures.

In July 2021, we announced our intention to exit our businesses in Europe. Refer to Financial Note 2, "Held for Sale," to the accompanying consolidated financial statements included in this Annual Report for information on our European divestiture activities. When we decide to sell assets or a business, we may encounter difficulty in finding buyers or exit strategies on acceptable terms or in a timely manner, which could delay the achievement of our strategic objectives. After the disposition, we might experience greater dissynergies than expected, and the impact of the divestiture on our revenue or profit might be larger than we expected. We might have difficulties with pre-closing conditions such as regulatory and governmental approvals, which could delay or prevent the divestiture. We might have financial exposure in a divested business, such as through minority equity ownership, financial or performance guarantees, indemnities or other obligations, such that conditions outside of our control might negate the expected benefits of the disposition. Any of these risks could adversely affect our ability to achieve the anticipated benefits of a divestiture and might have a materially adverse impact on our business operations and our financial position or results of operations.

We might not realize the expected tax treatment from our split-off of Change Healthcare.

On March 10, 2020, the Company completed a separation of its interest in Change Healthcare LLC ("Change Healthcare JV"). The divestiture was effected through the split-off of PF2 SpinCo, Inc. ("SpinCo"), a



McKESSON CORPORATION

wholly owned subsidiary of the Company that held all of the Company's interest in the Change Healthcare JV, to certain of the Company's stockholders through an exchange offer (the "Exchange Offer"), followed by a merger of SpinCo with and into Change Healthcare Inc. ("Change"), with Change surviving the merger (the "Merger" and, together with the Exchange Offer, the "Transactions"). The Company received an opinion from outside legal counsel to the effect that the Transactions qualified as generally tax-free transactions to the Company and its shareholders for U.S. federal income tax purposes. An opinion of legal counsel is not binding on the Internal Revenue Service (the "IRS") or the courts, and the IRS or the courts may not agree with the intended tax-free treatment of the Transactions. In addition, the opinion could not be relied upon if certain assumptions, representations, and undertakings upon which the opinion was based are materially inaccurate or incomplete, or are violated in any material respect. If the intended tax-free treatment of the Transactions is not sustained, the Company and its stockholders who participated in the Transactions may be required to pay substantial U.S. federal income taxes. In connection with the Transactions, the Company, SpinCo, Change, and the Change Healthcare JV entered into the Tax Matters Agreement, which governs their respective rights, responsibilities, and obligations with respect to tax liabilities and benefits, tax attributes, tax contests, and other tax sharing regarding U.S. federal, state, and local, and non-U.S. taxes, other tax matters, and related tax returns. Under the Tax Matters Agreement, Change is required to indemnify the Company if the Transactions become taxable as a result of certain actions by Change or SpinCo, or as a result of certain changes in ownership of the stock of Change after the Merger. If Change does not honor its obligations to indemnify the Company, or if the Transactions fail to qualify for the intended tax-free treatment for reasons not related to a disqualifying action by Change or SpinCo, the resulting tax to the Company could have a significant adverse effect on our financial position or results of operations.

We might be adversely impacted by outsourcing or similar third-party relationships.

We rely on third parties to perform certain business and administrative functions for us. We might not adequately develop, implement and monitor these outsourced service providers, and we might not realize expected cost savings or other benefits. Third-party services providers might fail to perform as anticipated, or we might experience unanticipated operational difficulties, compliance requirements or increased costs related to outsourced services. For example, our ability to use outsourcing resources in certain jurisdictions might be limited by legislative action or customer contracts, with the result that the work must be performed at greater expense or we may be subject to sanctions for non-compliance. Any of these risks might have a materially adverse impact on our business operations and our financial position or results of operations.

We may be unsuccessful in achieving our strategic growth objectives.

Our business strategy to become a diversified healthcare services company includes investing to build an integrated oncology service business and expand our biopharma services business. Our ability to grow those businesses will depend on our: hiring and retaining talented individuals with necessary knowledge and skills; acquiring, developing, and implementing new technologies and capabilities; forming and expanding business relationships; and successfully competing against providers of similar services. Some competitors have more experience than we do in enabling technologies such as data analytics. We may not achieve our desired return on our investments through our growth strategies. If we fail to achieve acceptable sales and profitability in our strategic growth areas, it might have a materially adverse impact on our business prospects and our financial position or results of operations.

Our business strategy included expanding our retail pharmacy operations. Our retail pharmacy operations involve numerous risks, such as the following ones. We might encounter difficulties attracting and retaining customers to our retail locations due to their unfamiliarity with our brands or our inexperience with local market preferences. Competition from our retail pharmacy operations might strain relationships with our retail pharmacy customers. Consolidation of retail pharmacies with third-party payers, expansion of large retail pharmacy



McKESSON CORPORATION

networks, reductions in reimbursement rates, shifts in the mix of branded and generic pharmaceutical sales, and exclusion from preferred pharmacy networks can impair our retail pharmacy sales and profitability. Failure to maintain profitable retail pharmacy operations may result in significant costs, including those associated with site closures and reductions in workforce. We incur long-lived asset impairments related to our retail pharmacy networks. If our retail pharmacy operations fail to achieve, or are unable to sustain, acceptable net sales and profitability levels, it might have a materially adverse impact on our business operations and our financial position or results of operations.

We might be harmed by large customer purchase reductions, payment defaults or contract non-renewal.

We derive a significant portion of our revenue from, and have a significant portion of our accounts receivable with, a small number of customers. At March 31, 2022, sales to our largest customer represented approximately 21% of our consolidated revenues and approximately 28% of our trade receivables, and those of our ten largest customers combined accounted for approximately 52% of our consolidated revenues and approximately 43% of our trade receivables. A material default in payment, reduction in purchases, or the loss of business from a large customer might have a materially adverse impact on our business operations and our financial position or results of operations.

Our contracts with government entities involve future funding and compliance risks.

Our contracts with government entities are subject to risks such as lack of funding and compliance with unique requirements. For example, government contract purchase obligations are typically subject to the availability of funding, which may be eliminated or reduced. In addition, the future volume of products or services purchased by a government customer is often uncertain. Our government contracts might not be renewed or might be terminated for convenience with little prior notice. Government contracts typically expose us to higher potential liability than do other types of contracts. In addition, government contracts typically are subject to procurement laws that include socio-economic, employment practices, environmental protection, recordkeeping and accounting and other requirements. For example, our contracts with the U.S. government generally require us to comply with the Federal Acquisition Regulations, Procurement Integrity Act, Buy American Act, Trade Agreements Act, and other laws and regulations. We are subject to government audits, investigations and oversight proceedings. Government agencies routinely review and audit government contractors to determine whether they are complying with contractual and legal requirements. If we fail to comply with these requirements, or we fail an audit, we may be subject to various sanctions such as monetary damages, criminal and civil penalties, termination of contracts and suspension or debarment from government contract work. These requirements complicate our business and increase our compliance burden. The occurrence of any of these risks could harm our reputation and might have a materially adverse impact on our business operations and our financial position or results of operations.

Our participation in vaccination distribution programs may materially affect our operating results, reputation, and business.

We participate as a distributor in government-sponsored vaccination programs, such as the U.S. government's COVID-19 distribution program ("Federal COVID-19 Response"). We also provide supplies used for vaccine administration in the Federal COVID-19 Response. Our participation in such programs exposes us to various uncertainties. For example, the novel nature and rapid mutation of the SARS-CoV-2 virus, the changing distribution scope of COVID-19 vaccines, supply chain stability, inflation, and the effectiveness of other COVID-19 transmission mitigation measures introduce uncertainty about what volumes of vaccines and related supplies may be distributed by us, the safety and efficacy of newly developed vaccines, and the cost of distribution. Because of such uncertainties, our operating results may be subject to variability. Our participation in such programs also exposes us to various risks, including regulatory compliance, government oversight,



McKESSON CORPORATION

dependence on government funding, contractual performance, litigation, security risks, and supply chain challenges. Any significant problems with our participation in such programs might have a materially adverse impact on our reputation and our business. Because of these risks and uncertainties our operating results may be materially higher or lower than our projections.

We might be harmed by changes in our relationships or contracts with suppliers.

We attempt to structure our pharmaceutical distribution agreements with manufacturers to ensure that we are appropriately and predictably compensated for the services we provide. Certain distribution agreements with manufacturers include pharmaceutical price inflation as a component of our compensation, and we cannot control the frequency or magnitude of pharmaceutical price changes. We might be unable to renew pharmaceutical distribution agreements with manufacturers in a timely and favorable manner. Any of these risks might have a materially adverse impact on our business operations and our financial position or results of operations.

We might infringe intellectual property rights or our intellectual property protections might be inadequate.

We believe that our products and services do not infringe the proprietary rights of third parties, but third parties have asserted infringement claims against us and may do so in the future. If a court were to hold that we infringed other's rights, we might be required to pay substantial damages, develop non-infringing products or services, obtain a license, stop selling or using the infringing products or services, or incur other sanctions. We rely on trade secret, patent, copyright, and trademark laws, nondisclosure obligations, and other contractual provisions and technical measures to protect our proprietary rights in our products and solutions. We might initiate costly and time-consuming litigation to protect our trade secrets, to enforce our patent, copyright and trademark rights and to determine the scope and validity of the proprietary rights of others. Our intellectual property protection efforts might be inadequate to protect our rights. Our competitors might develop non-infringing products or services equivalent or superior to ours. Any of these risks might have a materially adverse impact on our business operations and our financial position or results of operations.

Our use of third-party data is subject to limitations that could impede the growth of our data services business.

We attempt to structure our diligence processes to satisfy contractual and other operative data usage rights and limitations associated with customer, partner, and other third-party data flowing through our businesses. These rights and limitations can apply to both confidential commercial data and personal data provided to us by these customers, partners, and other third parties. Failure to satisfy these data usage rights and limitations can lead to contractual breach and other legal claims or reputational impacts. If a court were to hold that we violated these contractual rights, we might be required to pay substantial damages; we may need to stop using, sharing, and/or selling certain products and services; or we could incur other financial, legal, and/or reputational consequences. In addition, in order to reach our data strategy growth objectives, we might be unable to obtain at an acceptable cost the data usage rights needed to advance such goals. Any of these risks might have a materially adverse impact on our business operations and our financial position or results of operations.

We might be unable to successfully recruit and retain qualified employees.

Our ability to attract, engage, develop, and retain qualified and experienced employees, including key executives and other talent, is essential for us to meet our objectives. We compete with many other businesses to attract and retain employees. Competition among potential employers results in increased salaries, benefits, or other employee-related costs, or in our failure to recruit and retain employees. We may experience sudden loss of key personnel due to a variety of causes, such as illness, and must adequately plan for succession of key management roles. Employees might not successfully transition into new roles. Any of these risks might have a materially adverse impact on our business operations and our financial position or results of operations.



McKESSON CORPORATION

Industry and Economic Risks

We might be adversely impacted by healthcare reform such as changes in pricing and reimbursement models.

Many of our products and services are designed and intended to function within the structure of current healthcare financing and reimbursement systems. The healthcare industry and related government programs are changing. Some of these changes increase our risks and create uncertainties for our business.

For example, some changes in reimbursement methodologies (including government rates) for pharmaceuticals, medical treatments, and related services reduce profit margins for us and our customers and impose new legal requirements on healthcare providers. Those changes have included cuts in Medicare and Medicaid reimbursement levels, changes in the basis for payments, shifting away from fee-for-service and towards value-based payments and risk-sharing models, and increases in the use of managed care.

In the U.S., the ACA significantly expanded health insurance coverage to uninsured Americans and changed the way healthcare is financed by both governmental and private payers. There have been continued efforts to challenge the ACA. There are also efforts to broaden healthcare coverage. U.S. lawmakers also have explored proposals to reduce drug prices, including requiring greater price transparency, enabling Medicare to directly negotiate drug prices, and drug importation measures. These proposals might result in significant changes in the pharmaceutical value chain as manufacturers, pharmacy benefit managers, managed care organizations, and other industry stakeholders look to implement new transactional flows and adapt their business models.

Private challenges to government healthcare policy may also have significant impacts on our business. For example, over a dozen pharmaceutical manufacturers have unilaterally restricted sales under the 340B drug pricing program to contract pharmacies. The 340B drug pricing program requires manufacturers to offer discounts on certain drugs purchased by “covered entities,” which include safety-net providers. The HRSA has taken the position that a covered entity may dispense such discounted drugs through multiple contract pharmacies. Starting in 2020, some manufacturers began to restrict such practices. A number of manufacturers and the HHS continue to litigate these issues. So far, lower courts have rendered somewhat conflicting opinions.

Provincial governments in Canada that provide partial funding for the purchase of pharmaceuticals and independently regulate the sale and reimbursement of drugs have sought to reduce the costs of publicly funded health programs. For example, provincial governments have taken steps to reduce consumer prices for generic pharmaceuticals and, in some provinces, change professional allowances paid to pharmacists by generic manufacturers.

Many European governments provide or subsidize healthcare to consumers and patients by regulating pharmaceutical prices, patient eligibility, or reimbursement levels to control government healthcare system costs. European governments are continuously reviewing measures to support the reduction of public healthcare spending. Such measures can exert pressure on pricing frameworks and reimbursement timelines for pharmaceuticals, which in turn may impact customer behavior. There is substantial uncertainty about the likelihood and timing of any healthcare policy reform as each E.U. country operates in a separate healthcare environment.

Although there is substantial uncertainty about the likelihood, timing, and results of these health reform efforts, their implementation might have a materially adverse impact on our business operations and our financial position or results of operations.

We might be adversely impacted by competition and industry consolidation.

Our businesses face a highly competitive global environment with strong competition from international, national, regional and local full-line, short-line, and specialty distributors, service merchandisers, self-warehousing chain drug stores, manufacturers engaged in direct distribution, third-party logistics companies, and



McKESSON CORPORATION

large payer organizations. In addition, our businesses face competition from various other service providers and from pharmaceutical and other healthcare manufacturers as well as other potential customers, which may from time-to-time decide to develop, for their own internal needs, supply management capabilities that might otherwise be provided by our businesses. Due to consolidation, a few large suppliers control a significant share of the pharmaceuticals market. This concentration reduces our ability to negotiate favorable terms with suppliers and causes us to depend on a smaller number of suppliers. Many of our customers, including healthcare organizations, have consolidated and have greater power to negotiate favorable prices. Consolidation by our customers, suppliers and competitors might reduce the number of market participants and give the remaining enterprises greater bargaining power, which might lead to erosion in our profit margin. Consolidation might increase counter-party credit risk because credit purchases increase for fewer market participants. These competitive pressures and industry consolidation might have a materially adverse impact on our business operations and our financial position or results of operations.

We might be adversely impacted by changes or disruptions in product supply.

Our supply arrangements might be interrupted or adversely affected by a variety of causes over which we have no control, such as export controls or trade sanctions, labor disputes, unavailability of key manufacturing sites, inability to procure raw materials, quality control concerns, ethical sourcing issues, supplier's financial distress, natural disasters, civil unrest or acts of war, the impact of epidemics or pandemics, such as COVID-19, and other general supply constraints. Our inventory might be requisitioned, diverted, or allocated by government order such as under emergency, disaster, and civil defense declarations. The FDA banned certain manufacturers from selling raw materials and drug ingredients in the U.S. due to quality issues. For example, government actions in response to the COVID-19 pandemic affect our supply allocation, and those and our own allocation decisions can impact our customer relationships. Changes in the healthcare industry's or our suppliers' pricing, selling, inventory, distribution, or supply policies or practices could significantly reduce our revenues and net income. We might experience disruptions in our supply of higher margin pharmaceuticals, including generic pharmaceuticals. Any of these changes or disruptions might have a materially adverse impact on our business operations and our financial position or results of operations.

We might be adversely impacted as a result of our distribution of generic pharmaceuticals.

Our generic pharmaceuticals distribution business is subject to pricing risks. We might be adversely impacted if our ClarusONE joint venture is unsuccessful or experiences margins declines. Generic drug manufacturers often offer a generic version of branded pharmaceuticals while they challenge the validity or enforceability branded pharmaceutical patents. The patent holder might assert infringement claims against us for distributing those generic versions and the generic drug manufactures may not fully indemnify us against such claims. These risks, as well as changes in the availability, pricing volatility, reimbursement rates for generic drugs, or significant changes in the nature, frequency or magnitude of generic pharmaceutical launches, might have a materially adverse impact on our business operations and our financial position or results of operations.

We might be adversely impacted by inflation, an economic slowdown, or recession.

Inflationary conditions result in increased costs and decreased levels of consumer commercial spending and, to the extent we are not able to offset such cost increases from our suppliers, increase the costs which we incur to purchase inventories and services. Inflationary pressure is increased by supply chain disruptions and reduced availability of key commodities. Cost inflation during 2022 generally increased our transportation, operational, and other administrative costs associated with our normal business operations. An economic slowdown or recession could reduce the prices our customers are able or willing to pay for our products and services and reduce the volume of their purchases. Recessionary pressure may be increased by the COVID-19 pandemic and regional political and military conflicts. Any economic slowdown or recession and the impact of inflation might have a materially adverse impact on our business operations and our financial position or results of operations.



McKESSON CORPORATION

Disruption or other changes in capital and credit markets might impede access to credit and increase borrowing costs for us and our customers and suppliers and might impair the financial soundness of our customers and suppliers.

Volatility and disruption in global capital and credit markets, including the bankruptcy or restructuring of certain financial institutions, reduced lending activity by financial institutions, or decreased liquidity and increased costs in the commercial paper market, might adversely affect our borrowing ability and cost of borrowing. We generally sell our products and services under short-term unsecured credit arrangements. An adverse change in general economic conditions or access to capital might cause our customers to reduce their purchases from us, or delay or fail paying amounts owed to us. Suppliers might increase their prices, reduce their output or change their terms of sale due to limited availability of credit. Suppliers might be unable to make payments due to us for fees, returned products, or incentives. These risks are increased by the COVID-19 pandemic and regional political and military conflicts. Interest rate increases or changes in capital market conditions might impede our or our customers' or suppliers' ability or cost to obtain credit. Any of these risks might have a material adverse impact on our business operations and our financial position or results of operations.

We may have difficulties in sourcing or selling products due to a variety of causes.

We might experience difficulties and delays in sourcing and selling products due to a variety of causes, such as: difficulties in complying with the legal requirements for export or import of pharmaceuticals or components; suppliers' failure to satisfy production demand; manufacturing or supply problems such as inadequate resources; and real or perceived quality issues. Difficulties in product manufacturing or access to raw materials could result in supplier production shutdowns, product shortages and other supply disruptions. The FDA banned certain manufacturers from selling raw materials and drug ingredients in the U.S. due to quality issues. The COVID-19 pandemic adversely affects the availability of some products, resulting in product allocation and delivery delays. Any of these risks might have a materially adverse impact on our business operations and our financial position or results of operations.

We might be adversely impacted by tax legislation or challenges to our tax positions.

We are subject to the tax laws in the U.S. at the federal, state, and local government levels and to the tax laws of many other jurisdictions in which we operate or sell products or services. Tax laws might change in ways that adversely affect our tax positions, effective tax rate, and cash flow. The tax laws are extremely complex and subject to varying interpretations. We are subject to tax examinations in various jurisdictions that might assess additional tax liabilities against us. Our tax reporting positions might be challenged by relevant tax authorities, we might incur significant expense in our efforts to defend those challenges, and we might be unsuccessful in those efforts. Developments in examinations and challenges might materially change our provision for taxes in the affected periods and might differ materially from our historical tax accruals. Any of these risks might have a materially adverse impact on our business operations, our cash flows, and our financial position or results of operations.

We might be adversely impacted by fluctuations in foreign currency exchange rates.

We conduct our business in various currencies, including the U.S. dollar, euro, British pound sterling and Canadian dollar. Changes in foreign currency exchange rates could reduce our revenues, increase our costs, or otherwise adversely affect our financial results reported in U.S. dollars. For example, we are exposed to transactional currency exchange risk due to our import and export of products that are purchased or sold in currencies other than the U.S. dollar. We also have currency exchange risk due to intercompany loans denominated in various currencies. The COVID-19 pandemic and regional political and military conflict have



McKESSON CORPORATION

affected and might increase currency exchange rate volatility. We may from time to time enter into foreign currency contracts, foreign currency borrowings or other techniques intended to hedge a portion of our foreign currency exchange rate risks. These hedging activities may not completely offset the adverse financial effects of unfavorable movements in foreign currency exchange rates during the time the hedges are in place. Any of these risks might have a materially adverse impact on our business operations and our financial position or results of operations.

General Risk Factors

We might be adversely impacted by events outside of our control, such as widespread public health issues, natural disasters, political events, and other catastrophic events.

We might be adversely affected by events outside of our control, including: widespread public health issues, such as epidemic or pandemic infectious diseases; natural disasters such as earthquakes, floods, or severe weather; political events such as terrorism, military conflicts, and trade wars; and other catastrophic events. These events can disrupt operations for us, our suppliers, our vendors, and our customers. They might affect consumer confidence levels and spending or the availability of certain goods or commodities. For example, in February 2022, the Russian Federation began conducting military operations against Ukraine, resulting in global economic uncertainty and increased cost of various commodities. As another example, the COVID-19 pandemic affects product manufacturing, supply, and transport availability and cost in unpredictable ways that depend on highly uncertain future developments. In response to these types of events, we might suspend operations, implement extraordinary procedures, seek alternate sources for product supply, or suffer consequences that are unexpected and difficult to mitigate. Any of these risks might have a materially adverse impact on our business operations and our financial position or results of operations.

We may be adversely affected by global climate change or by legal, regulatory, or market responses to such change.

The long-term effects of climate change are difficult to predict and may be widespread. The impacts may include physical risks (such as rising sea levels or frequency and severity of extreme weather conditions), social and human effects (such as population displacements or harm to health and well-being), compliance costs and transition risks (such as regulatory or technology changes), and other adverse effects. The effects could impair, for example, the availability and cost of certain products, commodities, and energy (including utilities), which in turn may impact our ability to procure goods or services required for the operation of our business at the quantities and levels we require. We bear losses incurred as a result of, for example, physical damage to or destruction of our facilities (such as distribution or fulfillment centers), loss or spoilage of inventory due to unusual ambient temperatures, and business interruption due to weather events that may be attributable to climate change. These events and impacts could materially adversely affect our business operations, financial position, or results of operation.

We might be adversely impacted by changes in accounting standards.

Our consolidated financial statements are subject to the application of U.S. GAAP, which periodically is revised or reinterpreted. From time to time, we are required to adopt new or revised accounting standards issued by recognized authoritative bodies, including the Financial Accounting Standards Board (“FASB”) and the SEC. It is possible that future accounting standards may require changes to the accounting treatment in our consolidated financial statements and may require us to make significant changes to our financial systems. Such changes might have a materially adverse impact on our financial position or results of operations.

Item 1B. Unresolved Staff Comments.

None.



McKESSON CORPORATION

Item 2. Properties.

Because of the nature of our principal businesses, our plant, warehousing, retail pharmacies, office, and other facilities are operated in widely dispersed locations, primarily throughout North America and Europe. Retail pharmacies and most warehouses are typically owned or leased on a long-term basis. We consider our operating properties to be in satisfactory condition and adequate to meet our needs for the next several years without making capital expenditures materially higher than historical levels. Information as to material lease commitments is included in Financial Note 10, "Leases," to the consolidated financial statements included in this Annual Report.

In July 2021, we announced our intention to exit our businesses in Europe. As of March 31, 2022, the majority of our properties in Europe are expected to be divested and are classified as Assets held for sale in the Company's Consolidated Balance Sheet, as discussed in more detail in Financial Note 2, "Held for Sale," to the consolidated financial statements included in this Annual Report.

During the first quarter of 2022, we approved an initiative to increase operational efficiencies and flexibility by transitioning to a partial remote work model for certain employees. This initiative primarily included the rationalization of our office space in North America. Where we ceased using office space, we exited the portion of the facility no longer used. We also retained and repurposed certain other office locations. This initiative was substantially completed in 2022. Refer to Financial Note 3, "Restructuring, Impairment, and Related Charges, Net," to the consolidated financial statements included in this Annual Report for further details.

Item 3. Legal Proceedings.

Certain legal proceedings in which we are involved are discussed in Financial Note 18, "Commitments and Contingent Liabilities," to the consolidated financial statements included in this Annual Report. Disclosure of an environmental proceeding with a governmental agency is generally included only if we expect monetary sanctions in the proceeding to exceed \$1 million, unless otherwise material.

Item 4. Mine Safety Disclosures.

Not applicable.



McKESSON CORPORATION

Information about our Executive Officers

The following table sets forth information regarding the executive officers of the Company, including their principal occupations during the past five years.

There are no family relationships between any of the executive officers or directors of the Company. The term of office of each executive officer expires at the first meeting of the Board of Directors ("Board") following the annual meeting of shareholders, or until their successors are elected and have qualified, or until death, resignation, or removal, whichever is sooner.

| <u>Name</u> | <u>Age</u> | <u>Position with Registrant and Business Experience</u> |
|-------------------|------------|--|
| Brian S. Tyler | 55 | Chief Executive Officer and a director since April 2019; President and Chief Operating Officer from August 2018 to March 2019; Chairman of the Management Board of McKesson Europe AG from 2017 to 2018; President and Chief Operating Officer, McKesson Europe from 2016 to 2017; President of North America Distribution and Services from 2015 to 2016; and Executive Vice President, Corporate Strategy and Business Development from 2012 to 2015. Service with the Company — 25 years. |
| Britt J. Vitalone | 53 | Executive Vice President and Chief Financial Officer since January 2018; Senior Vice President and Chief Financial Officer, U.S. Pharmaceutical from July 2014 to December 2017; Senior Vice President and Chief Financial Officer, U.S. Pharmaceutical and Specialty Health from October 2017 to December 2017; Senior Vice President of Corporate Finance and M&A Finance from March 2012 to June 2014. Service with the Company — 16 years. |
| Tracy L. Faber | 52 | Executive Vice President and Chief Human Resources Officer since October 2019. Previously, Senior Vice President of Human Resources. Service with the Company — 11 years. |
| Nancy Flores | 55 | Executive Vice President, Chief Information Officer and Chief Technology Officer since January 2020. Chief Information Officer, Johnson Controls from 2018 to July 2019. Corporate Officer and Vice President of Business and Technology Services, Abbott Laboratories from 1996 to 2018. Service with the Company — 2 years. |
| Thomas L. Rodgers | 51 | Executive Vice President, Chief Strategy and Business Development Officer since June 2020. Previously, Senior Vice President and Managing Director of McKesson Ventures from 2014 to 2020. Service with the Company — 8 years. |
| Lori A. Schechter | 60 | Executive Vice President, Chief Legal Officer and General Counsel since June 2014. Associate General Counsel from January 2012 to June 2014. Litigation Partner, Morrison & Foerster LLP from 1995 to December 2011. Service with the Company — 10 years. |



McKESSON CORPORATION

PART II

Item 5. Market for the Registrant's Common Equity, Related Stockholder Matters, and Issuer Purchases of Equity Securities.

Market Information: The principal market on which our common stock is traded is the New York Stock Exchange ("NYSE") under the trading symbol of "MCK."

Holdings: At March 31, 2022, there were 4,636 holders of record of our common stock.

Dividends: In July 2021, our quarterly dividend was raised from \$0.42 to \$0.47 per common share for dividends declared on or after such date by the Board. We declared regular cash dividends of \$1.83, \$1.67, and \$1.62 per share for the years ended March 31, 2022, 2021, and 2020, respectively.

We anticipate that we will continue to pay quarterly cash dividends in the future. However, the payment and amount of future dividends remain within the discretion of the Board and will depend upon our future earnings, financial condition, capital requirements, and other factors.

Securities Authorized for Issuance under Equity Compensation Plans: Information relating to this item is provided under Part III, Item 12, to this Annual Report.

Share Repurchase Plans: Stock repurchases may be made from time-to-time in open market transactions, privately negotiated transactions, through accelerated share repurchase ("ASR") programs, or by combinations of such methods, any of which may use pre-arranged trading plans that are designed to meet the requirements of Rule 10b5-1(c) of the Securities Exchange Act of 1934. The timing of any repurchases and the actual number of shares repurchased will depend on a variety of factors, including the Company's stock price, corporate and regulatory requirements, restrictions under the Company's debt obligations, and other market and economic conditions. During the last three years, our share repurchases were transacted through both open market transactions and ASR programs with third-party financial institutions.

| | Share Repurchases ⁽¹⁾ | | |
|---|---|------------------------------|---|
| | Total Number of Shares Purchased ⁽²⁾ | Average Price Paid Per Share | Approximate Dollar Value of Shares that May Yet Be Purchased Under the Programs |
| <i>(In millions, except price per share data)</i> | | | |
| Balance, March 31, 2019 | | | \$ 3,469 |
| Shares repurchased — Open market | 9.2 | \$144.68 | (1,334) |
| Shares repurchased — May 2019 ASR | 4.7 | \$127.68 | (600) |
| Balance, March 31, 2020 | | | 1,535 |
| Shares repurchase authorization increase in 2021 | | | 2,000 |
| Shares repurchased — Open market ⁽³⁾ | 4.7 | \$160.33 | (750) |
| Balance, March 31, 2021 | | | 2,785 |
| Shares repurchased — May 2021 ASR | 5.2 | \$193.22 | (1,000) |
| Shares repurchased — Open market | 4.6 | \$217.73 | (1,007) |
| Shares repurchase authorization increase in 2022 | | | 4,000 |
| Shares repurchased — February 2022 ASR ⁽⁴⁾ | 4.8 | \$265.56 | (1,500) |
| Balance, March 31, 2022 | | | \$ 3,278 |

(1) This table does not include the value of equity awards surrendered to satisfy tax withholding obligations or forfeitures of equity awards. It also excludes shares related to our split-off of the Change Healthcare JV as described in Financial Note 19, "Stockholders' Equity (Deficit)" to the consolidated financial statements included in this Annual Report.



McKESSON CORPORATION

- (2) The number of shares purchased reflects rounding adjustments.
- (3) Of the total dollar value, \$8 million was accrued within “Other accrued liabilities” in our Consolidated Balance Sheet as of March 31, 2021 for share repurchases that were executed in late March and settled in early April.
- (4) In February 2022, the Company entered into an ASR program with a third-party financial institution to repurchase \$1.5 billion of the Company’s common stock. The average price paid per share and total number of shares purchased under this program are estimates based on the initial share purchase price and initial delivery of shares under an ASR agreement and may differ from the average price paid per share and total number of shares purchased under the ASR program upon its final settlement in May 2022.

The following table provides information on our share repurchases during the fourth quarter of 2022:

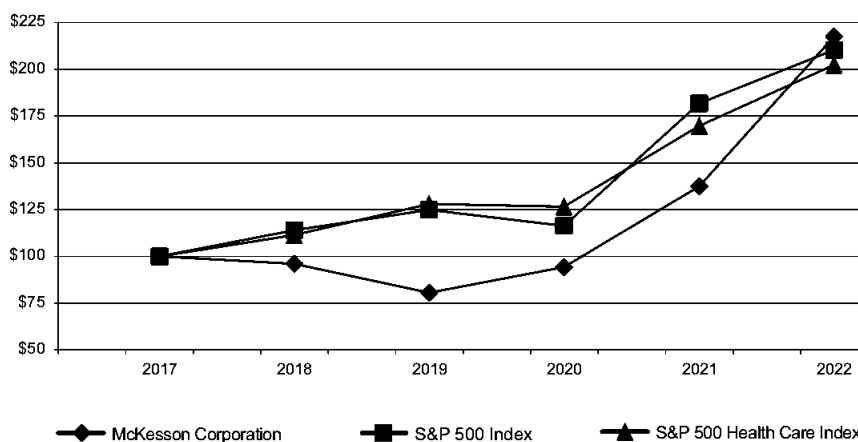
| | Share Repurchases ⁽¹⁾ | | | Approximate Dollar Value of Shares that May Yet Be Purchased Under the Programs |
|--|----------------------------------|---|---|---|
| | Total Number of Shares Purchased | Average Price Paid per Share ⁽²⁾ | Total Number of Shares Purchased as Part of Publicly Announced Programs | |
| <i>(In millions, except price per share)</i> | | | | |
| January 1, 2022 — January 31, 2022 | — | \$ — | — | \$4,778 |
| February 1, 2022 — February 28, 2022 | 4.8 | 265.56 | 4.8 | 3,278 |
| March 1, 2022 — March 31, 2022 | — | — | — | 3,278 |
| Total | <u>4.8</u> | | <u>4.8</u> | |

- (1) This table does not include the value of equity awards surrendered to satisfy tax withholding obligations or forfeitures of equity awards.
- (2) The average price paid per share and total number of shares purchased under this program are estimates based on the initial share purchase price and initial delivery of shares under an ASR agreement and may differ from the average price paid per share and total number of shares purchased under the ASR program upon its final settlement in May 2022.



McKESSON CORPORATION

*Stock Price Performance Graph**: The following graph compares the cumulative total stockholder return on our common stock for the periods indicated with the Standard & Poor's ("S&P") 500 Index and the S&P 500 Health Care Index. The S&P 500 Health Care Index was selected as a comparator because it is generally available to investors and broadly used by other companies in the same industry.



| | March 31, | | | | | |
|---------------------------|-----------|----------|----------|----------|----------|----------|
| | 2017 | 2018 | 2019 | 2020 | 2021 | 2022 |
| McKesson Corporation | \$100.00 | \$ 95.83 | \$ 80.55 | \$ 94.18 | \$137.19 | \$217.12 |
| S&P 500 Index | \$100.00 | \$113.99 | \$124.82 | \$116.11 | \$181.54 | \$209.94 |
| S&P 500 Health Care Index | \$100.00 | \$111.27 | \$127.84 | \$126.55 | \$169.62 | \$202.01 |

* Assumes \$100 invested in McKesson Common Stock and in each index on March 31, 2017 and that all dividends are reinvested.

Item 6. Reserved.



McKESSON CORPORATION

FINANCIAL REVIEW

Item 7. Management’s Discussion and Analysis of Financial Condition and Results of Operations.

INDEX TO MANAGEMENT’S DISCUSSION AND ANALYSIS

| <u>Section</u> | <u>Page</u> |
|---|-------------|
| General | 33 |
| Overview of Our Business | 33 |
| Executive Summary | 35 |
| Trends and Uncertainties | 36 |
| Overview of Consolidated Results | 42 |
| Overview of Segment Results | 48 |
| Foreign Operations | 52 |
| Business Combinations | 52 |
| Fiscal 2023 Outlook | 52 |
| Critical Accounting Policies and Estimates | 53 |
| Financial Condition, Liquidity, and Capital Resources | 58 |
| Related Party Balances and Transactions | 65 |
| New Accounting Pronouncements | 65 |

GENERAL

Management’s discussion and analysis of financial condition and results of operations, referred to as the “Financial Review,” is intended to assist the reader in the understanding and assessment of significant changes and trends related to the results of operations and financial position of McKesson Corporation together with its subsidiaries (collectively, the “Company,” “McKesson,” “we,” “our,” or “us” and other similar pronouns). This discussion and analysis should be read in conjunction with the consolidated financial statements and accompanying financial notes in Item 8 of Part II of this Annual Report on Form 10-K (“Annual Report”).

Our fiscal year begins on April 1 and ends on March 31. Unless otherwise noted, all references to a particular year shall mean our fiscal year.

Our Financial Review within this Form 10-K generally discusses 2022 and 2021 results and year-over-year comparisons between 2022 and 2021. For a discussion on our year-over-year comparisons between 2021 and 2020, refer to our Annual Report on Form 10-K for the year ended March 31, 2021, Item 7. Management’s Discussion and Analysis of Financial Condition and Results of Operations of Part II, previously filed with the Securities and Exchange Commission on May 12, 2021.

Certain statements in this report constitute forward-looking statements. See Item 1 — Business — Forward-Looking Statements in Part I of this Annual Report for additional factors relating to these statements and Item 1A — Risk Factors in Part I of this Annual Report for a list of certain risk factors applicable to our business, financial condition, and results of operations.

Overview of Our Business:

We are a diversified healthcare services leader dedicated to advancing health outcomes for patients everywhere. Our teams partner with biopharma companies, care providers, pharmacies, manufacturers,



McKESSON CORPORATION FINANCIAL REVIEW (Continued)

governments, and others to deliver insights, products, and services to help make quality care more accessible and affordable.

We report our results in four reportable segments: U.S. Pharmaceutical, Prescription Technology Solutions (“RxTS”), Medical-Surgical Solutions, and International. Our organizational structure also includes Corporate, which consists of income and expenses associated with administrative functions and projects, and the results of certain investments. The factors for determining the reportable segments include the manner in which management evaluates the performance of the Company combined with the nature of individual business activities. We evaluate the performance of our operating segments on a number of measures, including revenues and operating profit before interest expense and income taxes.

The following summarizes our four reportable segments. Refer to Financial Note 21, “Segments of Business,” to the consolidated financial statements included in this Annual Report for further information regarding our reportable segments.

- **U.S. Pharmaceutical** is a reportable segment that distributes branded, generic, specialty, biosimilar, and over-the-counter pharmaceutical drugs and other healthcare-related products. This segment also provides practice management, technology, clinical support, and business solutions to community-based oncology and other specialty practices. In addition, the segment sells financial, operational, and clinical solutions to pharmacies (retail, hospital, alternate site) and provides consulting, outsourcing, technological, and other services.
- **Prescription Technology Solutions** is a reportable segment that combines automation and our ability to navigate the healthcare ecosystem to connect pharmacies, providers, payers, and biopharma companies to address patients’ medication access, adherence, and affordability challenges to help people get the medicine they need to live healthier lives.
- **Medical-Surgical Solutions** is a reportable segment that provides medical-surgical supply distribution, logistics, and other services to healthcare providers in the United States (“U.S.”).
- **International** is a reportable segment that includes our operations in Europe and Canada, bringing together non-U.S.-based drug distribution services, specialty pharmacy, retail, and infusion care services. During 2022, we entered into agreements to sell certain of our businesses in the European Union (“E.U.”) and our retail and distribution businesses in the United Kingdom (“U.K.”), as well as completed the sale of our Austrian business. These divestitures are further described in the “*European Divestiture Activities*” section below.

European Divestiture Activities

On July 5, 2021, we entered into an agreement to sell certain of our businesses in the E.U. located in France, Italy, Ireland, Portugal, Belgium, and Slovenia, along with our German headquarters and wound-care business, part of a shared services center in Lithuania, and our ownership stake in a joint venture in the Netherlands (“E.U. disposal group”) to the PHOENIX Group for a purchase price of €1.2 billion (or, approximately \$1.4 billion) adjusted for certain items, including cash, net debt and working capital adjustments, and reduced by the value of the noncontrolling interest held by minority shareholders of McKesson Europe AG (“McKesson Europe”) at the transaction closing date. We recorded charges of \$438 million for the year ended March 31, 2022 in total operating expenses to remeasure the E.U. disposal group to fair value less costs to sell and to impair certain internal-use software that will not be utilized in the future. The remeasurement adjustment includes a \$151 million loss related to the accumulated other comprehensive income balances associated with the E.U. disposal group, driven by declines in the Euro. The transaction is anticipated to close within the second half of



McKESSON CORPORATION FINANCIAL REVIEW (Continued)

fiscal year 2023, pursuant to the satisfaction of customary closing conditions, including receipt of regulatory approvals.

On November 1, 2021, we announced an agreement to sell our retail and distribution businesses in the U.K. (“U.K. disposal group”) to Aurelius Elephant Limited. In April 2022, we entered into an amendment to the agreement for a purchase price of £110 million (or, approximately \$144 million), including certain adjustments. We recorded charges of \$1.2 billion for the year ended March 31, 2022 in total operating expenses to remeasure the U.K. disposal group to fair value less costs to sell. The remeasurement adjustment includes a \$734 million loss related to the accumulated other comprehensive income balances associated with the U.K. disposal group, driven by declines in the British pound sterling. The transaction closed on April 6, 2022, and at closing the buyer assumed and repaid a note payable to us of approximately \$118 million.

On January 31, 2022, we completed the sale of our Austrian business to Quadrifolia Management GmbH in a management-led buyout for a purchase price of €244 million (or, approximately \$276 million), including certain adjustments. We divested net assets of the Austrian business of \$272 million, primarily within the International segment, and the buyer assumed a note payable to us of approximately \$63 million which was paid to us in the fourth quarter of 2022. We recorded a charge of \$32 million for the year ended March 31, 2022 in total operating expenses to remeasure the Austrian business to fair value less costs to sell.

On January 31, 2022, we sold our 30% interest in the German pharmaceutical wholesale joint venture to Walgreens Boots Alliance (“WBA”). We recognized a \$42 million gain within “Other income, net” in the Consolidated Statement of Operations for the year ended March 31, 2022 related to this sale.

As of March 31, 2022, we had \$4.5 billion of assets and \$4.7 billion of liabilities classified as “Assets held for sale” and “Liabilities held for sale,” respectively, in the Consolidated Balance Sheet primarily related to the European divestiture activities described above. Refer to Financial Note 2, “Held for Sale,” to the consolidated financial statements included in this Annual Report for more information.

Executive Summary:

The following summary provides highlights and key factors that impacted our business, operating results, financial condition, and liquidity for the year ended March 31, 2022.

- The pandemic disease caused by the SARS-CoV-2 coronavirus (“COVID-19”) impacted our results of operations for the year ended March 31, 2022. As previously disclosed in our 2021 Annual Report, pharmaceutical distribution volumes decreased across the enterprise during the first quarter of 2021 as a result of the weakened and uncertain global economic environment and COVID-19 restrictions, including government-mandated business shutdowns and shelter-in-place orders, following the onset of the pandemic. The recovery from the pandemic is favorably reflected in our results when comparing 2022 versus 2021. We also had favorable contributions from our COVID-19 vaccine and related ancillary supply kit distribution programs during 2022;
- In 2021, we began distributing certain COVID-19 vaccines under the direction of the Centers for Disease Control and Prevention (“CDC”). Since 2021 and through the end of 2022, we distributed over 380 million COVID-19 vaccine doses to administration sites all across the U.S. and in support of the U.S. government’s international donation mission. For a more in-depth discussion of how COVID-19 impacted our business, operations, and outlook, refer to the COVID-19 section of “*Trends and Uncertainties*” included below;
- Revenues of \$264 billion, reflects an 11% increase from the prior year primarily driven by market growth in our U.S. Pharmaceutical segment;



McKESSON CORPORATION FINANCIAL REVIEW (Continued)

- Gross profit increased 8% from the prior year primarily driven by improvements in primary care patient visits and the contribution from kitting and distribution of ancillary supplies for COVID-19 vaccines in our Medical-Surgical Solutions segment as well as growth of specialty pharmaceuticals and the contribution from our COVID-19 vaccination distribution program in our U.S. Pharmaceutical segment;
- Total operating expenses in 2022 includes fair value remeasurement charges related to our “*European Divestiture Activities*” discussed above;
- Other income, net in 2022 includes net gains of \$98 million related to our McKesson Ventures equity investments and \$42 million related to the gain on sale of our 30% interest in the German pharmaceutical wholesale joint venture with WBA;
- On July 23, 2021, we completed a cash tender offer and paid an aggregate consideration of \$1.1 billion to redeem certain notes with a principal amount of \$922 million. As a result of the redemption, we incurred a loss on debt extinguishment in the second quarter of 2022 of \$191 million, consisting of the premiums paid and a portion of the write-off of unamortized debt issuance costs in an amount proportional to the principal amount of debt retired. Refer to Financial Note 12, “Debt and Financing Activities,” to the consolidated financial statements included in this Annual Report for more information;
- Diluted earnings per common share from continuing operations attributable to McKesson Corporation in 2022 of \$7.23 reflects the aforementioned items, net of any respective tax impacts, discrete tax items recognized, and a lower share count compared to the prior year due to the cumulative effect of share repurchases;
- We paid \$1.0 billion to purchase 34.5 million shares of McKesson Europe in 2022 through exercises of a put right by the noncontrolling shareholders pursuant to the December 2014 domination and profit and loss transfer agreement (the “Domination Agreement”);
- On July 17, 2021, we redeemed our 0.63% Euro-denominated notes with a principal amount of €600 million (or, approximately \$709 million) prior to the maturity date of August 17, 2021. The notes were redeemed using cash on hand. On August 12, 2021, we also completed a public offering of 1.30% notes due August 15, 2026 with a principal amount of \$500 million for proceeds received, net of discounts and offering expenses, of \$495 million. We utilized the net proceeds from this note for general corporate purposes;
- We returned \$3.8 billion of cash to shareholders through \$3.5 billion of common stock repurchases and \$277 million of dividend payments during 2022. On July 23, 2021, we raised our quarterly dividend from \$0.42 to \$0.47 per common share; and
- In December 2021, we announced that our Board of Directors (the “Board”) approved an increase of \$4.0 billion for the authorized repurchases of our common stock.

Trends and Uncertainties:

The Impact of Inflationary and Global Events

Our business and results of operations, financial condition, and liquidity are impacted by broad economic conditions including inflation, increased competition for talent, and disruption of the supply chain, as well as by political or civil unrest or military action, including the conflict between Russia and Ukraine. Cost inflation during 2022 generally affects us by increasing transportation, operational, and other administrative costs associated with our normal business operations which we might not be able to fully pass along to our customers.



McKESSON CORPORATION FINANCIAL REVIEW (Continued)

Although, it is difficult to predict the impact that these factors may have on our business in the future, they did not have a material effect on our results of operations, financial condition, or liquidity for the year ended March 31, 2022.

COVID-19

The SARS-CoV-2 novel strain of coronavirus, which causes the infectious disease known as COVID-19, continues to evolve since it was declared a global pandemic on March 11, 2020 by the World Health Organization. We continue to evaluate the nature and extent of the ongoing impacts COVID-19 has on our business, operations, and financial results. The full extent to which COVID-19 will impact us depends on many factors and future developments, which are described in our “*Risks and Forward-Looking Information*” section below.

Our Response to COVID-19 in the Workplace

We are committed to continuing to supply our customers and protect the safety of our employees. The various responses we put in place to mitigate the impact of COVID-19 on our business operations include telecommuting and work-from-home policies, restricted travel, employee support programs, and enhanced safety measures. During the first quarter of 2022, we approved changes to our real estate strategy to increase efficiencies and support flexibility for our employees, including a partial remote work model for certain employees as further discussed in this Financial Review and in Financial Note 3, “Restructuring, Impairment, and Related Charges, Net,” to the consolidated financial statements included in this Annual Report. During the third quarter of 2022, we continued to refine our policies and apply safety measures in the workplace as recommended by the Centers for Disease Control and Prevention (“CDC”) as COVID-19 cases increased across North America and Europe driven by the highly contagious Omicron variant.

During 2022, we continued COVID-19 vaccination protocols for our U.S. and Canada employees, which are designed to be consistent with federal, state, and local laws and with customer requirements and to protect the safety of our employees, customers, patients, and communities while also safeguarding the healthcare supply chain. In Europe, we followed applicable government guidelines. We continue to monitor all of these changing laws, requirements and guidelines. We have not observed a material increase in employee turnover as a result of COVID-19 vaccination protocols; however, we are unable to predict whether such protocols will have a material impact on our workforce in the future.

Our Role in the Distribution of COVID-19 Vaccines and Ancillary Supply Kits

As a diversified healthcare services leader, we remain well positioned to respond to the COVID-19 pandemic in the U.S., Canada, and Europe. We have worked and continue to work closely with national and local governments, agencies, and industry partners to ensure that available supplies, including PPE, and medicine reach our customers and patients.

Through a contract with the CDC, we continue to support the U.S. government as a centralized distributor of COVID-19 vaccines and ancillary supplies needed to administer vaccines. We began distributing certain COVID-19 vaccines in December 2020. In the first quarter of 2022, McKesson began supporting the U.S. government’s commitment to donate COVID-19 vaccines worldwide. For this initiative, we are responsible for picking and packing the COVID-19 vaccines into temperature-controlled coolers and preparing them for pickup by an international partner. We do not manage the actual shipments of the vaccines to other countries. The results of operations related to our vaccine distribution are reflected in our U.S. Pharmaceutical segment. We also



McKESSON CORPORATION FINANCIAL REVIEW (Continued)

continue to manage the assembly, storage, and distribution of ancillary supply kits needed to administer COVID-19 vaccines, including sourcing some of those supplies, through agreements with both the Department of Health and Human Services (“HHS”) and Pfizer, Inc. The results of operations for the kitting and distribution of ancillary supplies are reflected in our Medical-Surgical Solutions segment. The future financial impact of the arrangements with the CDC and HHS depend on numerous uncertainties, which are described in our “*Risks and Forward-Looking Information*” section below.

McKesson Canada and McKesson Europe are playing a role by supporting governments and public health entities through distributing COVID-19 vaccines and administering them in pharmacies. Additionally, McKesson Canada and McKesson Europe are distributing COVID-19 tests and certain PPE.

Trends in our Business

At the onset of the COVID-19 pandemic late in our fourth quarter of 2020, we had higher pharmaceutical distribution volumes and increased retail pharmacy foot traffic as our customers increased supplies on hand in March. During 2021, pharmaceutical distribution volumes decreased as a result of the weakened and uncertain global economic environment and COVID-19 restrictions, including government-mandated business shutdowns and shelter-in-place orders. We also had a decrease in demand for primary care medical-surgical supplies due to deferrals in elective procedures in hospitals and surgery centers as well as decreased traffic and closures of doctors’ offices, which was partially offset by demand for PPE and COVID-19 tests. Additionally, the decreased traffic in doctors’ offices and general shelter-in-place guidance by governmental authorities negatively impacted retail pharmacy foot traffic in both Europe and Canada. This drove favorability in our results when comparing 2022 versus 2021, particularly during the first quarter.

We have observed improvements in prescription volumes and primary care patient visits during 2022 compared to the prior year period; however, the recovery of COVID-19 continues to be non-linear and impacted by virus variants such as Omicron and ongoing fluctuations in case levels. During the year ended March 31, 2022, the U.S. distribution of COVID-19 vaccines and related ancillary kits favorably impacted our results. We recognized higher sales for COVID-19 tests primarily due to limited product availability in the first quarter of 2021 and increased demand during 2022 corresponding with the spike in positive COVID-19 cases as a result of the Delta and Omicron variants.

Impact to our Supply Chain

We also continue to monitor and address the COVID-19 pandemic impacts on our supply chain. Although the availability of various products is dependent on our suppliers, their locations, and the extent to which they are impacted by the COVID-19 pandemic, we are proactively working with manufacturers, industry partners, and government agencies to meet the needs of our customers during the pandemic. Overall, during 2022 we had an increase in supply chain costs primarily related to transportation and labor; however, this did not materially impact our results of operations for the year ended March 31, 2022. In our Medical-Surgical Solutions segment, we have observed certain supply chain disruptions for COVID-19 tests, which poses a potential risk for supply availability to meet the future demand. As potential shortages or disruptions of any products are identified we address supply continuity, which includes securing additional products when available, sourcing back-up products when needed, and following allocation procedures to maintain and protect supply as much as possible. We utilize business continuity action planning to maintain and protect operations across all locations and facilities.



McKESSON CORPORATION
FINANCIAL REVIEW (Continued)

Impact to our Results of Operations, Financial Condition, and Liquidity

For the year ended March 31, 2022, COVID-19 tests and the kitting and distribution of ancillary supplies for COVID-19 vaccines in our Medical-Surgical Solutions segment contributed approximately \$1.8 billion, or 16% to segment revenues, and including total inventory charges as further described below, increased our segment operating profit by approximately \$208 million, or 22%.

The distribution of COVID-19 vaccines in our U.S. Pharmaceutical segment contributed less than 10% to segment operating profit during the year ended March 31, 2022. The financial impact from our COVID-19 response efforts in the International segment during 2022 was not material to our consolidated results, but contributed to year over year favorability in segment operating results. During the year ended March 31, 2021, particularly during the first quarter, we had lower pharmaceutical volumes, specialty drug volumes, and patient care visits that negatively impacted our consolidated revenues and income (loss) from continuing operations before income taxes. The recovery of prescription volume trends and patient care visits, which are also described in more detail above in the “Trends in our Business” section, had a favorable impact year over year across our businesses when comparing 2022 versus 2021.

Additionally, certain PPE items held for resale were valued in our inventory at costs that were inflated by earlier COVID-19 pandemic demand levels. That inventory valuation, if not supported by market resale prices, may be written down to net realizable value. We may also write-off inventory due to decreased customer demand and excess inventory. During the year ended March 31, 2022, we recorded inventory charges totaling \$164 million on certain PPE and other related products in our Medical-Surgical Solutions segment. Of this amount, we recorded \$147 million in cost of sales driven by the intent of management not to sell certain excess PPE inventory, which required an inventory write-down to zero, and instead direct it to charitable organizations or otherwise dispose. We recorded \$8 million in total operating expenses for excess inventory which had already been committed for donation at the time of the charge and subsequently was delivered during 2022. In addition, \$9 million of inventory charges were recorded in cost of sales for PPE and other related products that management intends to sell. Although market price volatility and changes to anticipated customer demand may require additional write-downs in future periods of other PPE and related product categories, we are taking measures to mitigate such risk.

Overall, these COVID-19 related items had a net favorable impact on consolidated income from continuing operations before income taxes for the year ended March 31, 2022 compared to the prior year period. Impacts to future periods due to COVID-19 may differ based on future developments, which is described in our “Risks and Forward-Looking Information” section below.

During the year ended March 31, 2022, we maintained appropriate labor and overall vendor supply levels and experienced no material impacts to our liquidity or net working capital due to the COVID-19 pandemic. We continue to monitor the COVID-19 situation closely and engage with manufacturers, industry partners, and government agencies to anticipate shortages and respond to demand for certain medications and therapies. We are monitoring our customers closely for changes to their timing of payments or ability to pay amounts owed to us as a result of COVID-19 pandemic impacts to their businesses. We remain well-capitalized with access to liquidity from our revolving credit facility. Long-term debt markets and commercial paper markets, our primary sources of capital after cash flow from operations, have remained open and accessible to us during the COVID-19 pandemic. At March 31, 2022, we were in compliance with all debt covenants, and believe we have the ability to continue to meet our debt covenants in the future.



McKESSON CORPORATION
FINANCIAL REVIEW (Continued)

Risks and Forward-Looking Information

The COVID-19 pandemic has disrupted the global economy and exacerbated uncertainties inherent in estimates, judgments, and assumptions used in our forecasts. We still face numerous uncertainties in estimating the direct and indirect effects of COVID-19 on our future business operations, financial condition, results of operations, and liquidity. The full extent to which COVID-19 will impact us depends on many factors and future developments, including: the duration and spread of the COVID-19 pandemic; potential seasonality of viral outbreaks; impacts of additional variants of the SARS-Cov-2 virus; the amount of COVID-19 vaccines and ancillary supply kits that we are contracted to distribute; the effectiveness of COVID-19 vaccines and governmental measures designed to mitigate the spread of the virus; the effectiveness of treatments of infected individuals; commercialization of COVID-19 vaccines; competition in COVID-19 vaccine distribution; and changes or disruptions in product supply. We have experienced and may experience difficulties in sourcing products and changes in pricing due to the effects of the COVID-19 pandemic on supply chains. Due to several rapidly changing variables related to the COVID-19 pandemic, estimations of future economic trends and the timing of when COVID-19 may no longer significantly impact our ability to forecast future financial performance remain challenging. Additionally, we periodically review our intangible and other long-lived assets for impairment when events or changes in circumstances indicate the carrying value may not be recoverable. Key assumptions and estimates about future values in our impairment assessments can be affected by a variety of factors, including the impacts of the COVID-19 pandemic on industry and economic trends as well as on our business strategy and internal forecasts. Material changes to key assumptions and estimates can decrease the projected cash flows or increase the discount rates and have resulted in impairment charges of certain long-lived assets and could potentially result in future impairment charges. Refer to Item 1A — Risk Factors in Part I of this Annual Report for a disclosure of risk factors related to COVID-19.

Opioid-Related Litigation and Claims

We are a defendant in many legal proceedings asserting claims related to the distribution of controlled substances (opioids) in federal and state courts throughout the U.S., and in Puerto Rico and Canada. The plaintiffs in these actions have included state attorneys general, county and municipal governments, tribal nations, hospitals, health and welfare funds, third-party payors, and individuals.

On February 25, 2022, the Company and two other United States pharmaceutical distribution companies (collectively, "Distributors") determined that there is sufficient State and subdivision participation to proceed with an agreement ("Settlement") to settle a substantial majority of opioids-related lawsuits filed against the Distributors by U.S. states, territories and local governmental entities. Under the Settlement, 46 of 49 eligible states and their participating subdivisions, as well as the District of Columbia and all eligible territories (collectively, "Settling Governmental Entities"), have agreed to join the Settlement. The Settlement became effective on April 2, 2022. If all conditions to the Settlement are satisfied, including the receipt of approval by relevant courts of consent decrees to dismiss the lawsuits, the Distributors would pay the Settling Governmental Entities up to approximately \$19.5 billion over 18 years, with up to approximately \$7.4 billion to be paid by the Company for its 38.1% portion. Under the Settlement, a minimum of 85% of the settlement payments must be used by state and local governmental entities to remediate the opioid epidemic. Most of the remaining percentage relates to plaintiffs' attorneys' fees and costs, and would be payable over a shorter time period. Under the Settlement, the Distributors will establish a clearinghouse to consolidate their controlled-substance distribution data, which will be available to the settling U.S. states to use as part of their anti-diversion efforts. The Settlement provides that the Distributors do not admit liability or wrongdoing and do not waive any defenses.

The Settlement only addresses the claims of attorneys general of U.S. states and territories and political subdivisions in participating states and territories. The terms under which the Distributors previously agreed to



McKESSON CORPORATION
FINANCIAL REVIEW (Continued)

settle opioids claims of the states of New York, Ohio, Rhode Island, Florida and Texas, and each of their participating subdivisions, will become part of the Settlement. The previously disclosed agreement for the Distributors to settle opioids claims of the attorney general of West Virginia will remain a separate settlement arrangement that is not part of the Settlement. Governmental entities not participating in the Settlement may continue to pursue their claims. The states of Alabama, Oklahoma and Washington chose not to participate in the Settlement. We have reached separate agreements in principle with the attorneys general of Alabama and Washington to settle the claims of those states and their subdivisions. The Distributors previously settled with the Cherokee Nation and reached a separate agreement in principle to settle the claims of the remaining federally recognized Native American Tribes.

We recorded a charge of \$8.1 billion during the year ended March 31, 2021 related to our estimated liability to U.S. governmental entities, including those expected to participate in the Settlement, the states and subdivisions that were not expected to participate or were not eligible, and the Native American tribes. In connection with the Settlement and other opioid-related settlement accruals described above, we recorded additional charges of \$274 million during the year ended March 31, 2022 within "Claims and litigation charges, net" in our Consolidated Statement of Operations. Our total estimated liability for opioid-related claims was \$8.3 billion as of March 31, 2022, of which \$1.0 billion was included in "Other accrued liabilities" for the amount estimated to be paid prior to March 31, 2023, and the remaining liability was included in "Long-term litigation liabilities" in our Consolidated Balance Sheet.

Although the vast majority of opioid claims have been brought by governmental entities in the U.S., the Company is also a defendant in cases brought in the U.S. by private plaintiffs, such as hospitals, health and welfare funds, third-party payors, and individuals, as well as four cases brought in Canada (three by governmental or tribal entities and one by an individual). These claims, and those of private entities generally, are not included in the Settlement or in the charges recorded by the Company, described above. The Company believes it has valid legal defenses in these matters and intends to mount a vigorous defense.

Because of the many uncertainties associated with ongoing opioid-related litigation matters, we are not able to reasonably estimate the upper or lower ends of the range of ultimate possible loss for all opioid-related litigation matters. In light of the uncertainty, the amount of any ultimate loss may differ materially from the amount accrued.

Notwithstanding the Settlement, we also continue to prepare for trial in pending matters. We believe that we have valid defenses to the claims pending against us and, absent an acceptable settlement, intend to vigorously defend against all such claims. An adverse judgment or negotiated resolution in any of these matters could have a material adverse impact on our financial position, cash flows or liquidity, or results of operations. Refer to Financial Note 18, "Commitments and Contingent Liabilities," to the consolidated financial statements included in this Annual Report on Form 10-K for more information.



McKESSON CORPORATION
FINANCIAL REVIEW (Continued)

RESULTS OF OPERATIONS

Overview of Consolidated Results:

| <i>(In millions, except per share data)</i> | Years Ended March 31, | | |
|---|------------------------------|-------------|---------------|
| | 2022 | 2021 | Change |
| Revenues | \$263,966 | \$238,228 | 11% |
| Gross profit | 13,130 | 12,148 | 8 |
| <i>Gross profit margin</i> | 4.97% | 5.10% | (13)bp |
| Total operating expenses | \$(11,092) | \$(17,188) | (35)% |
| <i>Total operating expenses as a percentage of revenues</i> | 4.20% | 7.21% | (301)bp |
| Other income, net | \$ 259 | \$ 223 | 16% |
| Loss on debt extinguishment | (191) | — | — |
| Interest expense | (178) | (217) | (18) |
| Income (loss) from continuing operations before income taxes | 1,928 | (5,034) | 138 |
| Income tax benefit (expense) | (636) | 695 | (192) |
| Income (loss) from continuing operations | 1,292 | (4,339) | 130 |
| Loss from discontinued operations, net of tax | (5) | (1) | 400 |
| Net income (loss) | 1,287 | (4,340) | 130 |
| Net income attributable to noncontrolling interests | (173) | (199) | (13) |
| Net income (loss) attributable to McKesson Corporation | \$ 1,114 | \$ (4,539) | 125% |
| Diluted earnings (loss) per common share attributable to McKesson Corporation | | | |
| Continuing operations | \$ 7.26 | \$ (28.26) | 126% |
| Discontinued operations | (0.03) | — | — |
| Total | \$ 7.23 | \$ (28.26) | 126% |
| Weighted-average diluted common shares outstanding | 154.1 | 160.6 | (4)% |

bp — basis points

All percentage changes displayed above which are not meaningful are displayed as zero percent.

Revenues

Revenues increased for the years ended March 31, 2022 and 2021 compared to the respective prior years primarily due to market growth, including expanded business with existing customers within our U.S. Pharmaceutical segment. Market growth includes growing drug utilization, price increases, and newly launched products, partially offset by price deflation associated with branded to generic drug conversion.

Gross Profit

Gross profit increased for the year ended March 31, 2022 compared to the prior year primarily in our Medical-Surgical Solutions segment driven by improvements in patient care visits in our primary care business,



McKESSON CORPORATION
FINANCIAL REVIEW (Continued)

the contribution from kitting and distribution of ancillary supplies for COVID-19 vaccines, partially offset by the unfavorable impact from PPE and other related products largely due to inventory charges. Gross profit was favorably impacted by growth of specialty pharmaceuticals and the contribution from our vaccine distribution programs in our U.S. Pharmaceutical segment. Gross profit was also driven by increased volume with new and existing customers in our RxTS segment.

Gross profit for the years ended March 31, 2022 and 2021, included LIFO inventory credits of \$23 million and \$38 million, respectively. The lower LIFO credits in 2022 compared to 2021 is primarily due to higher brand inflation and delays of branded off-patent to generic drug launches. Refer to the “Critical Accounting Policies and Estimates” section included in this Financial Review for further information. Gross profit for the years ended March 31, 2022 and 2021 also included net cash proceeds received of \$46 million and \$181 million, respectively, representing our share of antitrust legal settlements.

Total Operating Expenses

A summary and description of the components of our total operating expenses for the years ended March 31, 2022 and 2021 is as follows:

- Selling, distribution, general, and administrative expenses (“SDG&A”): SDG&A consists of personnel costs, transportation costs, depreciation and amortization, lease costs, professional fee expenses, administrative expenses, remeasurement charges to the lower of carrying value or fair value less costs to sell, and other general charges.
- Claims and litigation charges, net: These charges include adjustments for estimated probable settlements related to our controlled substance monitoring and reporting, and opioid-related claims, as well as any applicable income items or credit adjustments due to subsequent changes in estimates. Legal fees to defend claims, which are expensed as incurred, are included within SDG&A.
- Goodwill impairments charges: We perform an impairment test on goodwill balances annually in the third quarter and more frequently if indicators for potential impairment exist. The resulting goodwill impairment charges are reflected within this line item.
- Restructuring, impairment, and related charges, net: Restructuring charges that are incurred for programs in which we change our operations, the scope of a business undertaken by our business units, or the manner in which that business is conducted as well as long-lived asset impairments.

| <i>(Dollars in millions)</i> | Years Ended March 31, | | Change |
|---|------------------------------|-----------------|----------------|
| | 2022 | 2021 | |
| Selling, distribution, general, and administrative expenses | \$10,537 | \$ 8,849 | 19% |
| Claims and litigation charges, net | 274 | 7,936 | (97) |
| Goodwill impairment charges | — | 69 | (100) |
| Restructuring, impairment, and related charges, net | 281 | 334 | (16) |
| Total operating expenses | \$11,092 | \$17,188 | (35)% |
| <i>Percent of revenues</i> | <i>4.20%</i> | <i>7.21%</i> | <i>(301)bp</i> |

bp — basis points

All percentage changes displayed above which are not meaningful are displayed as zero percent.



McKESSON CORPORATION
FINANCIAL REVIEW (Continued)

Total operating expenses and total operating expenses as a percentage of revenues decreased for the year ended March 31, 2022 compared to the prior year. Total operating expenses for the years ended March 31, 2022 and 2021 were affected by the following significant items:

2022

- SDG&A includes charges totaling \$1.2 billion to remeasure our U.K. disposal group to fair value less costs to sell. The remeasurement adjustment includes a \$734 million loss related to the accumulated other comprehensive income balances associated with the U.K. disposal group, driven by declines in the British pound sterling. Of the total charges recorded during the period, \$1.1 billion are included within our International segment and \$42 million are included within Corporate expenses, net;
- SDG&A includes charges of \$438 million to remeasure assets and liabilities of our E.U. disposal group held for sale to fair value less costs to sell and to impair certain internal-use software that will not be utilized in the future. The remeasurement adjustment includes a \$151 million loss related to the accumulated other comprehensive income balances associated with the E.U. disposal group, driven by declines in the Euro. Of the total charges recorded during the period, \$383 million are included within our International segment and \$55 million are included within Corporate expenses, net;
- SDG&A reflects a cost reduction of \$142 million related to the cessation of depreciation and amortization of long-lived assets and operating lease right-of-use assets classified as held for sale for our European divestiture disposal groups;
- SDG&A includes opioid-related costs of \$130 million primarily related to litigation expenses;
- SDG&A includes a gain of \$59 million related to the sale of our Canadian health benefit claims management and plan administrative services business;
- SDG&A when compared to the same prior year period also includes increased employee-related and transportation costs across our businesses, partially offset by lower operating expenses due to the contribution of a majority of our German pharmaceutical business to a joint venture with WBA in the third quarter of 2021;
- Claims and litigation charges, net includes a charge of \$274 million related to our estimated liability for opioid-related claims as previously discussed in the “Trends and Uncertainties” section;
- Restructuring, impairment, and related charges, net includes charges related to Corporate expenses, net, as well as our International segment. Refer to the “Restructuring Initiatives and Long-Lived Asset Impairments” and “Segment Operating Profit (Loss) and Corporate Expenses, Net” sections below as well as Financial Note 3, “Restructuring, Impairment, and Related Charges, Net,” to the consolidated financial statements included in this Annual Report for more information; and
- Total operating expenses were unfavorably impacted by foreign currency exchange fluctuations.

2021

- SDG&A includes opioid-related costs of \$153 million, primarily related to litigation expenses;
- SDG&A reflects cost savings of \$95 million on travel and entertainment due to travel and meeting restrictions associated with COVID-19;
- SDG&A reflects charges of \$58 million to remeasure assets and liabilities held for sale to fair value less costs to sell related to the completed contribution of the majority of our German pharmaceutical wholesale business to create a joint venture with WBA in which we held a 30% ownership interest within our International segment. Refer to Financial Note 2, “Held for Sale,” to the consolidated financial statements included in this Annual Report for more information;



McKESSON CORPORATION
FINANCIAL REVIEW (Continued)

- SDG&A includes a charge of \$50 million related to our estimated liability under the State of New York Opioid Stewardship Act (“OSA”);
- SDG&A also includes lower operating expenses due to the contribution of our German pharmaceutical wholesale business to a joint venture with WBA and a divestiture in our Medical-Surgical Solutions segment that closed in 2020;
- Claims and litigation charges, net includes a charge of \$8.1 billion related to our estimated liability for opioid-related claims;
- Claims and litigation charges, net includes a net gain of \$131 million reflecting insurance proceeds received, net of attorneys’ fees and expenses awarded to plaintiffs’ counsel, in connection with the previously reported \$175 million settlement of the shareholder derivative action related to our controlled substances monitoring program;
- Goodwill impairment charges of \$69 million were recorded in connection with our segment realignment that commenced in the second quarter of 2021. Refer to the “*Goodwill Impairment*” section below for further details;
- Restructuring, impairment, and related charges, net includes long-lived asset impairment charges of \$115 million primarily related to our retail pharmacy businesses in Canada and Europe within our International segment, and the remaining \$219 million primarily represents costs associated with our operating model and cost optimization efforts in our corporate headquarters and International segment. In addition, certain charges related to restructuring initiatives are included under the caption “Cost of sales” in our Consolidated Statements of Operations and were not material for the year ended March 31, 2021; and
- Total operating expenses were unfavorably impacted by foreign currency exchange fluctuations.

Goodwill Impairments

As discussed in the “*Overview of Our Business*” section, our operating structure was realigned commencing in the second quarter of 2021 into four reportable segments: U.S. Pharmaceutical, RxTS, Medical-Surgical Solutions, and International. These reportable segments encompass all operating segments of the Company. The segment realignment resulted in changes in multiple reporting units across the Company. As a result, we were required to perform a goodwill impairment test for these reporting units and recorded a goodwill impairment charge in our Europe Retail Pharmacy reporting unit of \$69 million during the second quarter of 2021. At March 31, 2022, the balance of goodwill for our reporting units in Europe was approximately nil and the remaining balance of goodwill in the International segment primarily relates to one of our reporting units in Canada.

We evaluate goodwill for impairment on an annual basis as of October 1, and at an interim date, if indicators of potential impairment exist. The annual impairment testing performed in 2022 and 2021 did not indicate any impairment of goodwill. However, other risks, expenses, and future developments, such as additional government actions, increased regulatory uncertainty, and material changes in key market assumptions limit our ability to estimate projected cash flows, which could adversely affect the fair value of various reporting units in future periods, including our McKesson Canada reporting unit within our International segment, where the risk of material goodwill impairment is higher than other reporting units. Refer to “*Critical Accounting Policies and Estimates*” included in this Financial Review for further information.



McKESSON CORPORATION FINANCIAL REVIEW (Continued)

Restructuring Initiatives and Long-Lived Asset Impairments

During the first quarter of 2022, we approved an initiative to increase operational efficiencies and flexibility by transitioning to a partial remote work model for certain employees. This initiative primarily included the rationalization of our office space in North America. Where we ceased using office space, we exited the portion of the facility no longer used. We also retained and repurposed certain other office locations. We recorded charges of \$124 million for the year ended March 31, 2022 primarily related to lease right-of-use and other long-lived asset impairments, lease exit costs, and accelerated depreciation and amortization. This initiative was substantially complete in 2022 after which immaterial charges will continue to be incurred through the termination date of certain leases.

During the first quarter of 2021, we committed to an initiative within the U.K., which is included in our International segment, to further drive transformational changes in technologies and business processes, operational efficiencies, and cost savings. The initiative included reducing the number of retail pharmacy stores, decommissioning obsolete technologies and processes, reorganizing and consolidating certain business operations, and related headcount reductions. Charges incurred for this initiative were not material for 2022, and were \$57 million for the year ended March 31, 2021, primarily related to asset impairments and accelerated depreciation expense as well as employee severance and other employee-related costs. This initiative was substantially complete in 2022 and remaining costs we expect to record under this initiative are not material.

In 2022, we recognized charges totaling \$36 million to impair certain long-lived assets within our International segment related to our operations in Denmark and our retail pharmacy businesses in Canada. Restructuring, impairment, and related charges, net for the year ended 2021 includes long-lived asset impairment charges of \$115 million primarily related to our retail pharmacy businesses in Canada and Europe within our International segment.

Refer to Financial Note 3 , “Restructuring, Impairment, and Related Charges, Net,” to the consolidated financial statements included in this Annual Report for more information.

Other Income, Net

Other income, net for the years ended March 31, 2022 and 2021 includes net gains recognized from our equity investments of \$98 million and \$133 million, respectively. This primarily reflects mark-to-market gains on our investments in certain U.S. growth stage companies in the healthcare industry and realized gains on the exit of some of these investments as further described in Financial Note 16, “Fair Value Measurements,” to the consolidated financial statements included in this Annual Report. In future periods, fair value adjustments recognized in our operating results for these types of investments may be adversely impacted by market volatility. Other income, net for the year ended March 31, 2022 also includes a gain of \$42 million related to the sale of our 30% interest in the German pharmaceutical wholesale joint venture with WBA.

Loss on Debt Extinguishment

The loss on debt extinguishment recorded for the year ended March 31, 2022 of \$191 million includes premiums of \$182 million as well as the write-off of unamortized debt issuance costs and transaction fees incurred of \$9 million, and was driven by our July 2021 tender offer to redeem a portion of our existing debt. Refer to Financial Note 12, “Debt and Financing Activities,” to the consolidated financial statements included in this Annual Report for more information.



McKESSON CORPORATION FINANCIAL REVIEW (Continued)

Interest Expense

Interest expense decreased in 2022 compared to the prior year primarily due to the repayment of \$1.0 billion of long-term debt in the third quarter of 2021 and our tender offer activity in the second quarter of 2022. Interest expense fluctuates based on timing, amounts and interest rates of term debt repaid and new term debt issued, as well as amounts incurred associated with financing fees.

Income Tax (Benefit) Expense

We recorded income tax (benefit) expense of \$636 million and (\$695 million) for the years ended March 31, 2022 and 2021, respectively. Our reported income tax (benefit) expense rates were 33.0% and (13.8%) in 2022 and 2021, respectively.

Fluctuations in our reported income tax rates are primarily due to non-cash charges related to remeasuring the value of certain of our European businesses to fair value less costs to sell, the impact of opioid-related claims, and changes in our mix of earnings between various taxing jurisdictions. Refer to Financial Note 7, "Income Taxes," to the consolidated financial statements included in this Annual Report for more information.

Our reported income tax rate for 2021 was impacted by the charge for opioid-related claims of \$8.1 billion (\$6.8 billion after-tax).

Significant judgments and estimates are required in determining the consolidated income tax provision and evaluating income tax uncertainties. Although our major taxing jurisdictions include the U.S., Canada, and the U.K., we are subject to income taxes in numerous foreign jurisdictions. Our income tax expense, deferred tax assets and liabilities, and uncertain tax liabilities reflect management's best assessment of estimated current and future taxes to be paid. We believe that we have made adequate provision for all income tax uncertainties.

Loss from Discontinued Operations, Net of Tax

Loss from discontinued operations, net of tax, was \$5 million and \$1 million and for the years ended March 31, 2022 and 2021, respectively.

Net Income Attributable to Noncontrolling Interests

Net income attributable to noncontrolling interests primarily represents ClarusONE Sourcing Services LLP, Vantage Oncology Holdings, LLC, and the accrual of the annual recurring compensation amount of €0.83 per McKesson Europe AG ("McKesson Europe") share that McKesson is obligated to pay to the noncontrolling shareholders of McKesson Europe under the Domination Agreement. Noncontrolling interests with redemption features, such as put rights, that are not solely within our control are considered redeemable noncontrolling interests. Redeemable noncontrolling interests are presented outside of McKesson Corporation stockholders' deficit in our consolidated balance sheet. Refer to the "Selected Measures of Liquidity and Capital Resources" section of this Financial Review and Financial Note 8, "Redeemable Noncontrolling Interests and Noncontrolling Interests," to the consolidated financial statements included in this Annual Report for additional information on changes to our redeemable and noncontrolling interests that occurred during the first quarter of 2022.

Net Income (Loss) Attributable to McKesson Corporation

Net income (loss) attributable to McKesson Corporation was \$1.1 billion and \$(4.5) billion for the years ended March 31, 2022 and 2021, respectively. Diluted earnings (loss) per common share attributable to



McKESSON CORPORATION
FINANCIAL REVIEW (Continued)

McKesson Corporation was \$7.23 and \$(28.26) for the years ended March 31, 2022 and 2021, respectively. Net loss per diluted share for the year ended March 31, 2021 is calculated by excluding dilutive securities from the denominator due to their antidilutive effects. Additionally, our 2022 and 2021 diluted earnings (loss) per share reflect the cumulative effects of share repurchases.

Weighted-Average Diluted Common Shares Outstanding

Diluted earnings (loss) per common share was calculated based on a weighted-average number of shares outstanding of 154.1 million and 160.6 million for the years ended March 31, 2022 and 2021, respectively. Weighted-average diluted common shares outstanding is impacted by the exercise and settlement of share-based awards and the cumulative effect of share repurchases.

Overview of Segment Results:

Segment Revenues:

| <i>(Dollars in millions)</i> | Years Ended March 31, | | Change |
|-----------------------------------|------------------------------|------------------|---------------|
| | 2022 | 2021 | |
| Segment revenues | | | |
| U.S. Pharmaceutical | \$212,149 | \$189,274 | 12% |
| Prescription Technology Solutions | 3,864 | 2,890 | 34 |
| Medical-Surgical Solutions | 11,608 | 10,099 | 15 |
| International | 36,345 | 35,965 | 1 |
| Total revenues | <u>\$263,966</u> | <u>\$238,228</u> | 11% |

The changes in revenues for each of our segments for the year ended March 31, 2022 compared to the prior year consisted of the following:

| <i>(Dollars in millions)</i> | Increase (decrease) |
|---|----------------------------|
| Sales to pharmacies and institutional healthcare providers | \$20,577 |
| Sales to specialty practices and other ⁽¹⁾ | 2,298 |
| Total change in U.S. Pharmaceutical revenues | <u>\$22,875</u> |
| Total change in Prescription Technology Solutions revenues | <u>\$ 974</u> |
| Sales to primary care customers | \$ 1,300 |
| Sales to extended care customers | (138) |
| Other ⁽²⁾ | 347 |
| Total change in Medical-Surgical Solutions revenues | <u>\$ 1,509</u> |
| Sales in Europe, excluding FX impact | \$(2,159) |
| Sales in Canada, excluding FX impact | 1,560 |
| Impact from FX | 979 |
| Total change in International revenues | <u>\$ 380</u> |
| Total change in revenues | <u>\$25,738</u> |



McKESSON CORPORATION
FINANCIAL REVIEW (Continued)

FX — foreign currency exchange fluctuations. We calculate the impact from FX by converting current year period results of our operations in foreign countries, which are recorded in local currencies, into U.S. dollars by applying the average foreign currency exchange rates of the comparable prior year period.

- (1) Includes the results for the distribution of COVID-19 vaccines.
- (2) Includes the results for the kitting and distribution of ancillary supply kits needed to administer COVID-19 vaccines.

U.S. Pharmaceutical

2022 vs. 2021

U.S. Pharmaceutical revenues for the year ended March 31, 2022 increased 12% compared to the prior year primarily due to market growth, including growth in specialty pharmaceuticals, branded pharmaceutical price increases, and higher volumes from retail national account customers, partially offset by branded to generic drug conversions. Revenues for this segment were also favorable year over year driven by the recovery of prescription volumes from the prior year impact of COVID-19, including increased customer demand for pharmaceuticals in retail pharmacies and institutional healthcare providers.

Prescription Technology Solutions

2022 vs. 2021

RxTS revenues for the year ended March 31, 2022 increased 34% compared to the prior year primarily due to increased volume with new and existing customers primarily in our third-party logistics and wholesale distribution services.

Medical-Surgical Solutions

2022 vs. 2021

Medical-Surgical Solutions revenues for the year ended March 31, 2022 increased 15% compared to the prior year largely in our primary care business driven by improvements in patient care visits. Revenues for this segment were also favorably impacted by the contribution from kitting and distribution of ancillary supplies for COVID-19 vaccines.

International

2022 vs. 2021

International revenues for the year ended March 31, 2022 increased 1% compared to the prior year. Excluding the favorable effects of foreign currency exchange fluctuations, revenues for this segment decreased 2% largely due to the contribution of our German pharmaceutical wholesale business to a joint venture with WBA. This was partially offset by favorability year over year due to the recovery of volumes from COVID-19 in our pharmaceutical distribution and retail pharmacy businesses across the segment as well as sales to new customers in our Canadian business.



McKESSON CORPORATION
FINANCIAL REVIEW (Continued)

Segment Operating Profit (Loss) and Corporate Expenses, Net:

| <i>(Dollars in millions)</i> | Years Ended March 31, | | Change |
|--|-----------------------|-----------|--------|
| | 2022 | 2021 | |
| Segment operating profit (loss) ⁽¹⁾ | | | |
| U.S. Pharmaceutical ⁽²⁾ | \$ 2,879 | \$ 2,763 | 4% |
| Prescription Technology Solutions | 500 | 395 | 27 |
| Medical-Surgical Solutions ⁽³⁾ | 959 | 707 | 36 |
| International ⁽⁴⁾ | (968) | (37) | — |
| Subtotal | 3,370 | 3,828 | (12) |
| Corporate expenses, net ⁽⁵⁾ | (1,073) | (8,645) | (88) |
| Loss on debt extinguishment ⁽⁶⁾ | (191) | — | — |
| Interest expense | (178) | (217) | (18) |
| Income (loss) from continuing operations before income taxes | \$ 1,928 | \$(5,034) | 138% |
| Segment operating profit (loss) margin | | | |
| U.S. Pharmaceutical | 1.36% | 1.46% | (10)bp |
| Prescription Technology Solutions | 12.94 | 13.67 | (73) |
| Medical-Surgical Solutions | 8.26 | 7.00 | 126 |
| International | (2.66) | (0.10) | (256) |

All percentage changes displayed above which are not meaningful are displayed as zero percent.

bp — basis points

- (1) Segment operating profit (loss) includes gross profit, net of total operating expenses, as well as other income (expense), net, for our reportable segments.
- (2) Operating profit for our U.S. Pharmaceutical segment includes cash receipts of our share of antitrust legal settlements of \$46 million and \$181 million for the years ended March 31, 2022 and 2021, respectively. Operating profit includes a charge of \$50 million for the year ended March 31, 2021 related to our estimated liability under the OSA.
- (3) Operating profit for our Medical-Surgical Solutions segment for the years ended March 31, 2022 and 2021 includes charges totaling \$164 million and \$136 million, respectively, on certain PPE and other related products due to inventory impairments and excess inventory.
- (4) Operating loss for our International segment for the year ended March 31, 2022 includes charges of \$1.1 billion to remeasure our U.K. disposal group held for sale to fair value less costs to sell. Operating loss for the year ended March 31, 2022 includes charges of \$383 million to remeasure our E.U. disposal group held for sale to fair value less costs to sell and to impair certain internal-use software that will not be utilized in the future. Operating loss for the year ended March 31, 2022 also includes a gain of \$59 million related to the sale of our Canadian health benefit claims management and plan administrative services business as well as a gain of \$42 million related to the sale to WBA of our 30% interest in the German pharmaceutical wholesale joint venture to WBA. Operating loss for the year ended March 31, 2021 includes charges of \$58 million to remeasure to fair value the assets and liabilities of our German pharmaceutical wholesale business which was contributed to a joint venture. Operating loss for the year ended March 31, 2021 includes long-lived asset impairment charges of \$115 million primarily related to our retail pharmacy businesses in Canada and Europe. Operating loss for the year ended March 31, 2021 includes a goodwill impairment charge of \$69 million related to our European retail business.
- (5) Corporate expenses, net for the year ended March 31, 2022 includes charges of \$55 million primarily related to the effect of accumulated other comprehensive loss components from our E.U. disposal group. Corporate expenses, net for the year ended March 31, 2022 includes charges of \$42 million primarily related to the effect of accumulated other



McKESSON CORPORATION
FINANCIAL REVIEW (Continued)

comprehensive loss components from our U.K. disposal group. Corporate expenses, net includes net gains from our equity investments of \$98 million and \$133 million for the years ended March 31, 2022 and 2021, respectively. Corporate expenses, net includes charges of \$274 million and \$8.1 billion for the years ended March 31, 2022 and 2021, respectively, related to our estimated liability for opioid-related claims. Corporate expenses, net includes \$130 million and \$153 million for the years ended March 31, 2022 and 2021, respectively, of opioid-related costs, primarily litigation expenses. Corporate expenses, net for the year ended March 31, 2021 includes a net gain of \$131 million recorded in connection with insurance proceeds received from the settlement of the shareholder derivative action related to our controlled substances monitoring program.

- (6) Loss on debt extinguishment for the year ended March 31, 2022 consists of a charge of \$191 million on debt extinguishment related to our July 2021 tender offer to redeem a portion of our existing debt.

U.S. Pharmaceutical

2022 vs. 2021

Operating profit increased for the year ended March 31, 2022 compared to the prior year primarily due to growth in specialty pharmaceuticals and the contribution from our COVID-19 vaccine distribution program. Operating profit was unfavorably impacted by a decrease in net cash proceeds received of \$135 million representing our share of antitrust legal settlements, an increase in operating expenses, and product mix and volume.

Prescription Technology Solutions

2022 vs. 2021

Operating profit increased for the year ended March 31, 2022 compared to prior year primarily driven by increased volumes with new and existing customers due to growth in our access and adherence solutions.

Medical-Surgical Solutions

2022 vs. 2021

Operating profit increased for the year ended March 31, 2022 compared to prior year primarily due to favorability in our primary care business from improvements in patient care visits, as well as the contribution from kitting and distribution of ancillary supplies for COVID-19 vaccines. This increase was partially offset by inventory charges on certain PPE and other related products, and an increase in employee-related expenses to support business growth.

International

2022 vs. 2021

Operating loss increased for the year ended March 31, 2022 compared to the prior year primarily due to fair value remeasurement charges related to our E.U. disposal group and our U.K. disposal group, partially offset by the cessation of depreciation and amortization expenses, a prior year goodwill impairment charge related to our European retail business and a gain recognized related to the sale of our Canadian health benefit claims management and plan administrative services business. This segment also observed favorability year over year due to the distribution of COVID-19 vaccines, COVID-19 tests, and PPE, as well as volume recovery from COVID-19 in our pharmaceutical distribution and retail pharmacy businesses across the segment.



McKESSON CORPORATION FINANCIAL REVIEW (Continued)

Corporate

2022 vs. 2021

Corporate expenses, net decreased for the year ended March 31, 2022 compared to the prior year due to a charge of \$8.1 billion recorded in 2021 related to our estimated liability for opioid-related claims. The decrease in Corporate expenses, net was partially offset by \$274 million recorded in 2022 related to our estimated liability for opioid-related claims, a net gain of \$131 million recognized in 2021 in connection with insurance proceeds received from the settlement of the shareholder derivative action related to our controlled substances monitoring program, and fair value remeasurement charges related to our E.U. disposal group and our U.K. disposal group.

FOREIGN OPERATIONS

Our foreign operations represented approximately 14% and 15% of our consolidated revenues in 2022 and 2021, respectively. Foreign operations are subject to certain risks, including currency fluctuations. Refer to Item 1A — Risk Factors in Part I of this Annual Report for a risk factor related to fluctuations in foreign currency exchange rates. We monitor our operations and adopt strategies responsive to changes in the economic and political environment in each of the countries in which we operate. We conduct our business worldwide in local currencies including Euro, British pound sterling, and Canadian dollar. As a result, the comparability of our results reported in U.S. dollars can be affected by changes in foreign currency exchange rates. In discussing our operating results, we may use the term “foreign currency exchange fluctuations,” which refers to the effect of changes in foreign currency exchange rates used to convert the local currency results of our operations in foreign countries where the functional currency is not the U.S. dollar. We present this information to provide a framework for assessing how our business performed excluding the effect of foreign currency exchange rate fluctuations. In computing the foreign currency exchange fluctuations, we translate our current year results of our operations in foreign countries recorded in local currencies into U.S. dollars by applying their respective average foreign currency exchange rates of the corresponding prior year periods, and we subsequently compare those results to the previously reported results of the comparable prior year periods reported in U.S. dollars.

In July 2021, we announced our intention to exit our businesses in Europe. In 2022, we entered into agreements to sell the E.U. disposal group and U.K. disposal group and completed the previously announced sale of our Austrian business. Refer to Financial Note 2, “Held for Sale,” to the consolidated financial statements included in this Annual Report for more information on these European divestitures.

Additional information regarding our foreign operations is also included in Financial Note 21, “Segments of Business,” to the consolidated financial statements included in this Annual Report.

BUSINESS COMBINATIONS

Refer to Financial Note 4, “Business Acquisitions and Divestitures,” to the consolidated financial statements included in this Annual Report for additional information.

FISCAL 2023 OUTLOOK

Information regarding the Company’s fiscal 2023 outlook is contained in the release of our fourth quarter fiscal 2022 financial results included as an exhibit to our Form 8-K furnished to the SEC on May 5, 2022, which is not incorporated by reference into this Annual Report. That Form 8-K should be read in conjunction with the forward-looking statements in the “Trends and Uncertainties” section of this Financial Review, as well as the cautionary statements in Item 1, “Business — Forward-Looking Statements,” and Item 1A, “Risk Factors,” in Part I of this Annual Report.



McKESSON CORPORATION
FINANCIAL REVIEW (Continued)

CRITICAL ACCOUNTING POLICIES AND ESTIMATES

We consider an accounting estimate to be critical if the estimate requires us to make assumptions about matters based upon past experience and management's judgment that were uncertain at the time the accounting estimate was made and if different estimates that we reasonably could have used in the current period, or changes in the accounting estimate that are reasonably likely to occur from period to period, could have a material impact on our financial condition or results from operations. Below are the estimates that we believe are critical to the understanding of our operating results and financial condition. Other accounting policies are described in Financial Note 1, "Significant Accounting Policies," to the consolidated financial statements included in this Annual Report. Because of the uncertainty inherent in such estimates, actual results may differ from these estimates.

Allowances for Credit Losses: Our receivables primarily consist of short-term trade accounts receivable from customers that result from the sale of goods and services. We also provide other customer financing arrangements to customers who purchase our products and services. Other customer financing primarily relates to guarantees provided to our customers, or their creditors, regarding the repurchase of inventories. We also provide financing to certain customers related to the purchase of pharmacies, which serve as collateral for the loans. We estimate the receivables for which we do not expect full collection based on historical collection rates and specific knowledge regarding the current creditworthiness of our customers and record an allowance in our consolidated financial statements for these amounts.

The Company considers historical experience, the current economic environment, customer credit ratings or bankruptcies, legal disputes, and reasonable and supportable forecasts to develop its allowance for credit losses. Management reviews these factors quarterly to determine if any adjustments are needed to the allowance.

Sales to the Company's ten largest customers, including group purchasing organizations ("GPOs"), accounted for approximately 52% of total consolidated revenues in 2022 and comprised approximately 43% of total trade accounts receivable at March 31, 2022. Sales to our largest customer, CVS Health Corporation ("CVS"), accounted for approximately 21% of our total consolidated revenues in 2022 and comprised approximately 28% of total trade accounts receivable at March 31, 2022. As a result, our sales and credit concentration is significant. We also have agreements with GPOs, each of which functions as a purchasing agent on behalf of member hospitals, pharmacies and other healthcare providers, as well as with government entities and agencies. The accounts receivable balances are with individual members of the GPOs, and therefore no significant concentration of credit risk exists. A material default in payment, a material reduction in purchases from these or any other large customers, or the loss of a large customer or GPO could have a material adverse impact on our financial position, results of operations, and liquidity.

Reserve methodologies are assessed annually based on historical losses and economic, business, and market trends. In addition, reserves are reviewed quarterly and updated if unusual circumstances or trends are present. We believe the reserves maintained and expenses recorded in 2022 are appropriate and consistent in the context of historical methodologies employed, as well as assessment of trends currently available.

At March 31, 2022, trade and notes receivables were \$16.8 billion prior to allowances of \$99 million. In 2022, 2021 and, 2020, our provision for bad debts was \$29 million, \$4 million, and \$91 million, respectively. At March 31, 2022 and 2021, the allowance as a percentage of trade and notes receivables was 0.6% and 1.2%, respectively. An increase or decrease of a hypothetical 0.1% in the 2022 allowance as a percentage of trade and notes receivables would result in an increase or decrease in the provision for bad debts of approximately \$17 million. The selected 0.1% hypothetical change does not reflect what could be considered the best or worst-case scenarios. Additional information concerning our allowances for credit losses may be found in Schedule II included in this Annual Report.



McKESSON CORPORATION
FINANCIAL REVIEW (Continued)

Inventories: Inventories consist of merchandise held for resale. We report inventories at the lower of cost or net realizable value, except for inventories determined using the LIFO method which are valued at the lower of LIFO cost or market. LIFO method presumes that the most recent inventory purchases are the first items sold and the inventory cost under LIFO approximates market. The majority of the cost of domestic inventories is determined using the LIFO method. The majority of the cost of inventories held in foreign and certain domestic locations is based on the first-in, first-out (“FIFO”) method and weighted-average purchase prices. Rebates, cash discounts, and other incentives received from vendors relating to the purchase or distribution of inventory are considered product discounts and are accounted for as a reduction in the cost of inventory and are recognized when the inventory is sold.

In determining whether an inventory valuation allowance is required, we consider various factors including estimated quantities of slow-moving inventory by reviewing on-hand quantities, outstanding purchase obligations and forecasted sales. Shifts in market trends and conditions, changes in customer preferences due to the introduction of generic drugs or new pharmaceutical products or the loss of one or more significant customers are factors that could affect the value of our inventories. We write down inventories which are considered excess and obsolete as a result of these reviews. These factors could make our estimates of inventory valuation differ from actual results.

At March 31, 2022 and 2021, total inventories, net were \$18.7 billion and \$19.2 billion, respectively, in our Consolidated Balance Sheets. The LIFO method was used to value approximately 63% and 58% of our inventories at March 31, 2022 and 2021, respectively. If we had used the moving average method of inventory valuation, inventories would have been approximately \$383 million and \$406 million higher than the amounts reported at March 31, 2022 and 2021, respectively. These amounts are equivalent to our LIFO reserves. A LIFO charge is recognized when the net effect of price increases on pharmaceutical and non-pharmaceutical products held in inventory exceeds the impact of price declines, including the effect of branded pharmaceutical products that have lost market exclusivity. A LIFO credit is recognized when the net effect of price declines exceeds the impact of price increases on pharmaceutical and non-pharmaceutical products held in inventory. We recognized LIFO credits of \$23 million, \$38 million, and \$252 million in 2022, 2021 and, 2020, respectively, in our Consolidated Statements of Operations. The lower LIFO credits in 2022 compared to 2021 are primarily due to higher brand inflation and delays of branded off-patent to generic drug launches. Our LIFO valuation amount includes both pharmaceutical and non-pharmaceutical products.

We believe that the moving average inventory costing method provides a reasonable estimation of the current cost of replacing inventory (i.e., “market”). As such, our LIFO inventory is valued at the lower of LIFO or market. As of March 31, 2022 and 2021, inventories at LIFO did not exceed market.

Business Combinations: We account for business combinations using the acquisition method of accounting whereby the identifiable assets and liabilities of the acquired business, as well as any noncontrolling interest in the acquired business, are recorded at their estimated fair values as of the date that we obtain control of the acquired business. Any purchase consideration in excess of the estimated fair values of the net assets acquired is recorded as goodwill. Acquisition-related expenses and related restructuring costs are expensed as incurred.

Several valuation methods may be used to determine the fair value of assets acquired and liabilities assumed. For intangible assets, we typically use a method that is a form or variation of the income approach, whereby a forecast of future cash flows attributable to the asset are discounted to present value using a risk-adjusted discount rate. Some of the more significant estimates and assumptions inherent in the income approach include the amount and timing of projected future cash flows, the discount rate selected to measure the risks inherent in the future cash flows, and the assessment of the asset’s expected useful life. Refer to Financial Note 4, “Business Acquisitions and Divestitures,” to the consolidated financial statements included in this Annual Report for additional information regarding our acquisitions.



McKESSON CORPORATION
FINANCIAL REVIEW (Continued)

Goodwill and Long-Lived Assets:

Goodwill

As a result of acquiring businesses, we have \$9.5 billion of goodwill at March 31, 2022 and 2021, and \$2.1 billion and \$2.9 billion of intangible assets, net at March 31, 2022 and 2021, respectively. We perform an impairment test on goodwill balances annually in the third quarter and more frequently if indicators for potential impairment exist. Indicators that are considered include significant declines in performance relative to expected operating results, significant changes in the use of the assets, significant negative industry or economic trends, or a significant decline in the Company's stock price and/or market capitalization for a sustained period of time.

Goodwill impairment testing is conducted at the reporting unit level, which is generally defined as an operating segment or a component, one level below our operating segments, for which discrete financial information is available and segment management regularly reviews the operating results of that reporting unit.

We apply the goodwill impairment test by comparing the estimated fair value of a reporting unit to its carrying value and an impairment charge is recorded equal to the amount of excess carrying value above the estimated fair value, if any, but not to exceed the amount of goodwill allocated to the reporting unit.

To estimate the fair value of our reporting units, we generally use a combination of the market approach and the income approach. Under the market approach, we estimate fair value by comparing the business to similar businesses, or guideline companies whose securities are actively traded in public markets. Under the income approach, we use a discounted cash flow model in which cash flows anticipated over several periods, plus a terminal value at the end of that time horizon, are discounted to their present value using an appropriate rate that is commensurate with the risk inherent within the reporting unit. In addition, we compare the aggregate of the reporting units' fair values to our market capitalization as further corroboration of the reasonableness of our concluded fair values.

Estimates of fair value result from a complex series of judgments about future events and uncertainties and rely heavily on estimates and assumptions at a point in time. Judgments made in determining an estimate of fair value may materially impact our results of operations. The valuations are based on information available as of the impairment testing date and are based on expectations and assumptions that have been deemed reasonable by management. Any material changes in key assumptions, including failure to meet business plans, negative changes in government reimbursement rates, deterioration in the U.S. and global financial markets, an increase in interest rates or an increase in the cost of equity financing by market participants within the industry, or other unanticipated events and circumstances may decrease the projected cash flows or increase the discount rates and could potentially result in an impairment charge. Under the market approach, significant estimates and assumptions also include the selection of appropriate guideline companies and the determination of appropriate valuation multiples to apply to the reporting unit. Under the income approach, significant estimates and assumptions also include the determination of discount rates. The discount rates represent the weighted-average cost of capital measuring the reporting unit's cost of debt and equity financing, which are weighted by the percentage of debt and percentage of equity in a company's target capital structure. Included in the estimate of the weighted-average cost of capital is the assumption of an unsystematic risk premium to address incremental uncertainty related to the reporting units' future cash flow projections. An increase in the unsystematic risk premium increases the discount rate.

The annual impairment testing performed for 2022, 2021, and 2020 did not indicate any impairment of goodwill. The segment change in the second quarter of 2021 prompted changes in multiple reporting units across the Company and as a result, goodwill included in impacted reporting units was reallocated using a relative fair



McKESSON CORPORATION FINANCIAL REVIEW (Continued)

value approach and assessed for impairment both before and after the reallocation. We recorded a goodwill impairment charge of \$69 million in 2021 as the estimated fair value of the Europe Retail Pharmacy reporting unit was lower than its reassigned carrying value based on changes in the composition of the Europe Retail Pharmacy reporting unit within the International segment. At March 31, 2022 and 2021, the balance of goodwill in the International segment primarily relates to our McKesson Canada reporting unit.

The estimated fair value of our McKesson Canada reporting unit in our International segment exceeded the carrying value of the reporting unit by 22% in 2022. The goodwill balance of this reporting unit was \$1.5 billion at March 31, 2022, or approximately 16% of the consolidated goodwill balance. Generally, a decline in estimated future cash flows in excess of approximately 22% for McKesson Canada or an increase in the discount rate in excess of approximately 2% could result in an indication of goodwill impairment for this reporting unit in future reporting periods under the income approach. Other risks, expenses, and future developments, such as additional government actions, increased regulatory uncertainty, and material changes in key market assumptions may require us to further revise the projected cash flows, which could adversely affect the fair value of our other reporting units in future periods. Refer to Financial Note 11, "Goodwill and Intangible Assets, Net," to the consolidated financial statements included in this Annual Report for additional information.

Long-Lived Assets

Currently, all of our intangible and other long-lived assets are amortized or depreciated based on the pattern of their economic consumption or a straight-line basis over their estimated useful lives, ranging from one to 24 years. We review intangible and other long-lived assets for impairment at an asset group level whenever events or changes in circumstances indicate that the carrying value of the assets may not be recoverable. Determination of recoverability of intangible and other long-lived assets is based on the lowest level of identifiable estimated future undiscounted cash flows resulting from the use of the asset and its eventual disposition. Measurement of any impairment loss is based on the excess of the carrying value of the asset group over its fair value. Assumptions and estimates about future values and remaining useful lives of our purchased intangible assets are complex and subjective. They can be affected by a variety of factors, including external factors such as industry and economic trends, and internal factors such as changes in our business strategy and our internal forecasts.

Our ongoing consideration of all the factors described previously could result in further impairment charges in the future, which could adversely affect our net income. Refer to Financial Note 3, "Restructuring, Impairment, and Related Charges, Net," to the consolidated financial statements included in this Annual Report for additional information on our long-lived asset impairments.

Long-lived assets classified as held for sale are measured at the lower of carrying amount or fair value less costs to sell, and are not depreciated or amortized. Fair value is determined based on the total consideration expected to be received by the Company. The fair value of a disposal group, less any costs to sell, is assessed each reporting period it remains classified as held for sale and any remeasurement to the lower of carrying value or fair value less costs to sell is reported as an adjustment to the carrying value of the disposal group. When the net realizable value of a disposal group increases during a period, a gain can be recognized to the extent that it does not increase the value of the disposal group beyond its original carrying value when the disposal group was reclassified as held for sale.

Valuation of Equity Method Investments: We evaluate our investments for other-than-temporary impairments when circumstances indicate those assets may be impaired. When the decline in value is deemed to be other than temporary, an impairment is recognized to the extent that the fair value is less than the carrying



McKESSON CORPORATION
FINANCIAL REVIEW (Continued)

value of the investment. We consider various factors in determining whether a loss in value of an investment is other than temporary including: the length of time and the extent to which the fair value has been below cost, the financial condition of the investees, and our intent and ability to retain the investment for a period of time sufficient to allow for recovery of value. Management makes certain judgments and estimates in its assessment including but not limited to: identifying if circumstances indicate a decline in value is other than temporary, expectations about the business operations of investees, as well as industry, financial, and market factors. Any significant changes in assumptions or judgments in assessing impairments could result in an impairment charge.

Income Taxes: Our income tax expense and deferred tax assets and liabilities reflect management's best assessment of estimated current and future taxes to be paid. We are subject to income taxes in the U.S. and numerous foreign jurisdictions. Significant judgments and estimates are required in determining the consolidated income tax provision and in evaluating income tax uncertainties, including those used to conclude on the tax-free nature of the separation of the Change Healthcare JV and the unrecognized tax position related to opioid-related litigation and claims, and may differ from the actual amounts of tax benefit recognized. We review our tax positions at the end of each quarter and adjust the balances as new information becomes available.

Deferred income taxes arise from temporary differences between the tax and financial statement recognition of revenue and expense. In evaluating our ability to recover our deferred tax assets, we consider all available positive and negative evidence including our past operating results, the existence of cumulative net operating losses in the most recent years, and our forecast of future taxable income. In estimating future taxable income, we develop assumptions including the amount of future federal, state, and foreign pre-tax operating income, the reversal of temporary differences, and the implementation of feasible and prudent tax planning strategies. These assumptions require significant judgment about the forecasts of future taxable income and are consistent with the plans and estimates we use to manage the underlying businesses.

Changes in tax laws and rates could also affect recorded deferred tax assets and liabilities in the future. Should tax laws change, our tax expense and cash flows could be materially impacted.

In addition, the calculation of our tax liabilities includes estimates for uncertainties in the application of complex new tax regulations across multiple global jurisdictions where we conduct our operations.

We recognize liabilities for tax and related interest for issues in the U.S. and other tax jurisdictions based on our estimate of whether, and the extent to which, additional taxes and related interest will be due. If our current estimate of tax and interest liabilities is less than the ultimate settlement, an additional charge to income tax expense may result. If our current estimate of tax and interest liabilities is more than the ultimate settlement, a reduction to income tax expense may be recognized.

Loss Contingencies: We are subject to various claims, including claims with customers and vendors, pending and potential legal actions for damages, investigations relating to laws and regulations and other matters arising out of the normal conduct of our business. When a loss is considered probable and reasonably estimable, we record a liability in the amount of our best estimate for the ultimate loss. However, the likelihood of a loss with respect to a particular contingency is often difficult to predict, and determining a meaningful estimate of the loss or a range of loss may not be practicable based on the information available and the potential effect of future events and decisions by third parties that will determine the ultimate resolution of the contingency. Moreover, it is not uncommon for such matters to be resolved over many years, during which time relevant developments and new information must be reevaluated at least quarterly to determine both the likelihood of potential loss and whether it is possible to reasonably estimate a range of possible loss. When a material loss is reasonably possible or probable but a reasonable estimate cannot be made, disclosure of the proceeding is provided. Legal fees are recognized as incurred when the legal services are provided.



McKESSON CORPORATION
FINANCIAL REVIEW (Continued)

We review all contingencies at least quarterly to determine whether the likelihood of loss has changed and to assess whether a reasonable estimate of the potential loss or range of the loss can be made. As discussed above, development of a meaningful estimate of loss or a range of potential loss is complex when the outcome is directly dependent on future negotiations with or decisions by third parties, such as regulatory agencies, the court system, and other interested parties. In conjunction with the preparation of the consolidated financial statements included in this Annual Report, we considered matters related to ongoing controlled substances claims to which we are a party. On February 25, 2022, the Company and two other U.S. pharmaceutical distribution companies (collectively, "Distributors") determined that there is sufficient state and subdivision participation to proceed with an agreement to settle a substantial majority of opioid-related lawsuits filed against the Distributors by U.S. states, territories, and local governmental entities. Based on our estimated liability under the Settlement and to governmental entities not expected to participate in the settlement, we recorded a charge of \$8.1 billion for the year ended March 31, 2021 within "Claims and litigation charges, net" in our Consolidated Statement of Operations included in this Annual Report. In connection with the Settlement and other opioid-related settlement accruals, we recorded additional charges of \$274 million during the year ended March 31, 2022 within "Claims and litigation charges, net," in our Consolidated Statement of Operations. Because of the many uncertainties associated with the remaining opioid-related litigation matters, we are not able to reasonably estimate the upper or lower ends of the range of ultimate possible loss for all opioid-related litigation matters. While we are not able to predict the outcome or reasonably estimate a range of possible losses in these matters, an adverse judgment or negotiated resolution in any of these matters could have a material adverse effect on our results of operations, financial position, cash flows, or liquidity. Refer to Financial Note 18, "Commitments and Contingent Liabilities," to the consolidated financial statements included in this Annual Report for additional information.

FINANCIAL CONDITION, LIQUIDITY, AND CAPITAL RESOURCES

We expect our available cash generated from operations and our short-term investment portfolio, together with our existing sources of liquidity from our credit facilities and commercial paper program, will be sufficient to fund our short-term and long-term capital expenditures, working capital, and other cash requirements. We remain well-capitalized with access to liquidity from our \$4.0 billion revolving credit facility. At March 31, 2022, we were in compliance with all debt covenants, and believe we have the ability to continue to meet our debt covenants in the future.

The following table summarizes the net change in cash, cash equivalents, and restricted cash for the periods shown:

| <i>(Dollars in millions)</i> | Years Ended March 31, | | |
|---|------------------------------|-----------------|------------------|
| | 2022 | 2021 | Change |
| Net cash provided by (used in): | | | |
| Operating activities | \$ 4,434 | \$ 4,542 | \$ (108) |
| Investing activities | (89) | (415) | 326 |
| Financing activities | (6,321) | (1,693) | (4,628) |
| Effect of exchange rate changes on cash, cash equivalents and restricted cash | 55 | (61) | 116 |
| Cash, cash equivalents, and restricted cash classified within Assets held for sale ⁽¹⁾ | (540) | — | (540) |
| Net change in cash, cash equivalents, and restricted cash | <u>\$(2,461)</u> | <u>\$ 2,373</u> | <u>\$(4,834)</u> |

(1) Refer to Financial Note 2, "Held for Sale," to the accompanying consolidated financial statements included in this Annual Report for further information.



McKESSON CORPORATION
FINANCIAL REVIEW (Continued)

Operating Activities

Net cash provided from operating activities was \$4.4 billion and \$4.5 billion for the years ended March 31, 2022 and 2021, respectively. Cash flows from operations can be significantly impacted by factors such as the timing of receipts from customers, inventory receipts, and payments to vendors. Additionally, working capital is primarily a function of sales and purchase volumes, inventory requirements, and vendor payment terms. Operating activities for the year ended March 31, 2022 were affected by net income adjusted for non-cash items, including the losses on our European businesses held for sale and our classifications of receivables, drafts and accounts payables, and inventories as held for sale. Refer to Financial Note 2, "Held for Sale," to the consolidated financial statements included in this Annual Report for further information. Excluding the aforementioned classifications, operating activities for the year ended March 31, 2022 were affected by increases in inventory of \$1.2 billion and drafts and accounts payable of \$2.8 billion due to timing of purchases, and an increase in receivables of \$1.8 billion resulting from timing of collections and higher revenues. Operating activities for the year ended March 31, 2021 were affected by net income adjusted for non-cash items, including the pre-tax \$8.1 billion (after-tax \$6.8 billion) non-cash charge related to our estimated liability for opioid-related claims, an increase in inventory of \$2.3 billion and an increase in drafts and accounts payable of \$1.3 billion driven by higher inventory stock levels to meet increased volume demand as part of our inventory management, as well as a decrease in receivables of \$1.1 billion driven by timing, higher sales recognized at the end of March 2020, and higher collections in our fourth quarter of 2021.

Other non-cash items within operating activities for the year ended March 31, 2022 includes an adjustment to net income of \$191 million related to loss on debt extinguishment, non-cash inventory charges totaling \$164 million on certain PPE and other related products in our Medical-Surgical Solutions segment, and stock-based compensation of \$161 million. Other non-cash items for the year ended March 31, 2021 primarily includes stock-based compensation of \$151 million and fair value remeasurement charges of \$58 million related to the contribution of our German pharmaceutical wholesale business to a joint venture with WBA.

Investing Activities

Net cash used in investing activities was \$89 million and \$415 million for the years ended March 31, 2022 and 2021, respectively. Investing activities for the year ended March 31, 2022 include \$388 million and \$147 million in capital expenditures for property, plant, and equipment and capitalized software, respectively. Investing activities for the year ended March 31, 2022 also includes net cash proceeds of \$578 million from sales of businesses and investments, primarily driven by our European divestiture activities described above including the disposal of our Austria business, and the sale of certain of our equity investments.

Investing activities for the year ended March 31, 2021 include \$451 million and \$190 million in capital expenditures for property, plant, and equipment and capitalized software, respectively. Investing activities for the year ended March 31, 2021 also includes net cash proceeds of \$400 million from sales of businesses and investments, including \$286 million in exchange for the contribution of our German pharmaceutical wholesale business to a joint venture with WBA.

Financing Activities

Net cash used in financing activities was \$6.3 billion and \$1.7 billion for the years ended March 31, 2022 and 2021, respectively. Financing activities for the year ended March 31, 2022 include cash receipts of \$11.2 billion and payments of \$11.2 billion for short-term borrowings of commercial paper. Financing activities for the year ended March 31, 2022 include a cash tender offer of \$1.1 billion to redeem certain notes with a principal amount of \$922 million and the redemption of our 0.63% Euro-denominated notes with a principal



McKESSON CORPORATION
FINANCIAL REVIEW (Continued)

amount of €600 million (or, approximately \$709 million) prior to the maturity date of August 17, 2021 using cash on hand. This resulted in total repayments of long-term debt during the year ended March 31, 2022 of \$1.8 billion, including \$184 million of cash paid for premiums and transaction fees. This was partially offset by the issuance of long-term debt in August 2021 from a public offering of 1.30% notes due August 15, 2026 for proceeds received of \$498 million, which was utilized for general corporate purposes. Financing activities for the year ended March 31, 2022 also include \$3.5 billion of cash paid for share repurchases and \$277 million of cash paid for dividends. Additionally, financing activities for the year ended March 31, 2022 include payments of \$1.0 billion to purchase shares of McKesson Europe through exercises of a put right option by noncontrolling shareholders. Cash used for other financing activities for the year ended March 31, 2022 includes payments to noncontrolling interests, and funds temporarily held on behalf of unaffiliated medical practice groups.

Financing activities for the year ended March 31, 2021 include cash receipts of \$6.3 billion and payments of \$6.3 billion from short-term borrowings of commercial paper, along with the issuance of the 2025 Notes in a principal amount of \$500 million, the retirement of our \$700 million total principal amount of notes due on November 30, 2020 at a fixed interest rate of 3.65% upon maturity, and the redemption of our 4.75% \$323 million total principal of notes due on March 1, 2021 prior to maturity. The notes were redeemed using cash on hand and proceeds from the 2025 Notes. Financing activities for the year ended March 31, 2021 also include \$742 million of cash paid for stock repurchases and \$276 million of dividends paid. Cash used for other financing activities generally includes payments to noncontrolling interests and activity from our finance leases. Other financing activities for the year ended March 31, 2021 also include restricted cash net inflow related to funds temporarily held on behalf of unaffiliated medical practice groups.

Share Repurchase Plans

The Board has authorized the repurchase of McKesson's common stock from time to time in open market transactions, privately negotiated transactions, accelerated share repurchase ("ASR") programs, or by combinations of such methods, any of which may use pre-arranged trading plans that are designed to meet the requirements of Rule 10b5-1(c) of the Securities Exchange Act of 1934. The timing of any repurchases and the actual number of shares repurchased will depend on a variety of factors, including our stock price, corporate and regulatory requirements, restrictions under our debt obligations, and other market and economic conditions. During the last two years, our share repurchases were transacted through both open market transactions and ASR programs with third-party financial institutions.



McKESSON CORPORATION
FINANCIAL REVIEW (Continued)

Information regarding the share repurchase activity over the last two years is as follows:

| | Share Repurchases ⁽¹⁾ | | Approximate Dollar Value of Shares that May Yet Be Purchased Under the Programs |
|---|---|------------------------------|---|
| | Total Number of Shares Purchased ⁽²⁾ | Average Price Paid Per Share | |
| <i>(In millions, except price per share data)</i> | | | |
| Balance, March 31, 2020 | | | \$ 1,535 |
| Shares repurchase authorization increase in 2021 | | | 2,000 |
| Shares repurchased — Open market ⁽³⁾ | 4.7 | \$160.33 | (750) |
| Balance, March 31, 2021 | | | <u>2,785</u> |
| Shares repurchased — May 2021 ASR | 5.2 | \$193.22 | (1,000) |
| Shares repurchased — Open market | 4.6 | \$217.73 | (1,007) |
| Shares repurchase authorization increase in 2022 | | | 4,000 |
| Shares repurchased — February 2022 ASR ⁽⁴⁾ | 4.8 | \$265.56 | (1,500) |
| Balance, March 31, 2022 | | | <u>\$ 3,278</u> |

- (1) This table does not include the value of equity awards surrendered to satisfy tax withholding obligations or forfeitures of equity awards.
- (2) The number of shares purchased reflects rounding adjustments.
- (3) Of the total dollar value, \$8 million was accrued within "Other accrued liabilities" in our Consolidated Balance Sheet as of March 31, 2021 for share repurchases that were executed in late March and settled in early April.
- (4) In February 2022, the Company entered into an ASR program with a third-party financial institution to repurchase \$1.5 billion of the Company's common stock. The average price paid per share and total number of shares purchased under this program are estimates based on the initial share purchase price and initial delivery of shares under an ASR agreement and may differ from the average price paid per share and total number of shares purchased under the ASR program upon its final settlement in May 2022.

We believe that our future operating cash flow, financial assets, and current access to capital and credit markets, including our existing credit facilities, will give us the ability to meet our financing needs for the foreseeable future. However, there can be no assurance that an increase in volatility or disruption in the global capital and credit markets will not impair our liquidity or increase our costs of borrowing.



McKESSON CORPORATION FINANCIAL REVIEW (Continued)

Selected Measures of Liquidity and Capital Resources

| <i>(Dollars in millions)</i> | March 31, | |
|---|-----------|---------|
| | 2022 | 2021 |
| Cash, cash equivalents, and restricted cash | \$ 3,935 | \$6,396 |
| Working capital | (2,235) | 1,279 |
| Days sales outstanding for: ⁽¹⁾ | | |
| Customer receivables | 22 | 26 |
| Inventories | 27 | 31 |
| Drafts and accounts payable | 55 | 63 |
| Debt to capital ratio ⁽²⁾ | 114.5% | 83.1% |

(1) Based on year-end balances and sales or cost of sales for the last 90 days of the year.

(2) This ratio describes the relationship and changes within our capital resources, and is computed as the sum of short-term borrowings, current portion of long-term debt, and long-term debt divided by the sum of short-term borrowings, current portion of long-term debt, long-term debt, and McKesson stockholders' equity (deficit), which excludes noncontrolling and redeemable noncontrolling interests and accumulated other comprehensive loss.

Cash equivalents, which are readily convertible to known amounts of cash, are carried at fair value. Cash equivalents are primarily invested in AAA-rated U.S. government money market funds and overnight deposits with financial institutions. Deposits with financial institutions are primarily denominated in U.S. dollars and the functional currencies of our foreign subsidiaries, including Euro, British pound sterling, and Canadian dollars. We mitigate the risk of our short-term investment portfolio by depositing funds with reputable financial institutions and monitoring risk profiles and investment strategies of money market funds.

Our cash and cash equivalents balance as of March 31, 2022 and 2021 included approximately \$1.5 billion and \$2.3 billion of cash held by our subsidiaries outside of the U.S., respectively. Our primary intent is to utilize this cash for foreign operations for an indefinite period of time. Although the vast majority of cash held outside the U.S. is available for repatriation, doing so could subject us to foreign withholding taxes and state income taxes. Following enactment of the 2017 Tax Cuts and Jobs Act, the repatriation of cash to the U.S. is generally no longer taxable for federal income tax purposes.

Working capital primarily includes cash and cash equivalents, receivables, and inventories, net of drafts and accounts payable, short-term borrowings, current portion of long-term debt, and other accrued liabilities. Our businesses require substantial investments in working capital that are susceptible to large variations during the year as a result of inventory purchase patterns and seasonal demands. Inventory purchase activity is a function of sales activity and other requirements.

Consolidated working capital decreased at March 31, 2022 compared to the prior year primarily due to a decrease in cash and cash equivalents and receivables, as well as an increase in other accrued liabilities and an increase in our current portion of debt, partially offset by a decrease in drafts and accounts payable, and an increase in net current assets held for sale related to our E.U. disposal group and U.K. disposal group. Consolidated working capital improved at March 31, 2021 compared to the prior year primarily due to an increase in cash and cash equivalents and inventory, partially offset by an increase in drafts and accounts payable and a decrease in receivables.

Our debt to capital ratio increased for the year ended March 31, 2022 primarily due to an increase in McKesson stockholders' deficit driven by share repurchases, partially offset by net income for the year to date



McKESSON CORPORATION FINANCIAL REVIEW (Continued)

period. Our debt to capital ratio was also impacted by a decrease in total debt from the completion of a cash tender offer to redeem certain notes with a principal amount of \$922 million and the redemption of our €600 million Euro-denominated notes both in July 2021, partially offset by the issuance of notes with a principal amount of \$500 million in August 2021. Our debt to capital ratio increased for 2021 primarily due to a decrease in stockholders' equity driven by net loss for the year and share repurchases.

On July 23, 2021, we raised our quarterly dividend from \$0.42 to \$0.47 per common share for dividends declared on or after such date by the Board. Dividends were \$1.83 per share in 2022 and \$1.67 per share in 2021. We anticipate that we will continue to pay quarterly cash dividends in the future. However, the payment and amount of future dividends remain within the discretion of the Board and will depend upon our future earnings, financial condition, capital requirements, and other factors. In 2022 and 2021, we paid total cash dividends of \$277 million and \$276 million, respectively.

Our redeemable noncontrolling interests primarily related to our consolidated subsidiary, McKesson Europe. At March 31, 2021, the carrying value was \$1.3 billion and we owned approximately 78% of McKesson Europe's outstanding common shares. Under the Domination Agreement, the noncontrolling shareholders of McKesson Europe had a right to put ("Put Right") their shares at €22.99 per share, increased annually for interest in the amount of five percentage points above a base rate published semi-annually by the German Bundesbank, less any compensation amount or guaranteed dividend already paid by McKesson ("Put Amount"). During 2022 and 2021, we paid \$1.0 billion and \$49 million, respectively, to purchase 34.5 million and 1.8 million shares, respectively, of McKesson Europe through exercises of the Put Right by the noncontrolling shareholders, which reduced the balance of our redeemable noncontrolling interests.

The Put Right expired on June 15, 2021, at which point the remaining shares owned by the minority shareholders, valued at \$287 million, were transferred from redeemable noncontrolling interests to noncontrolling interests. At March 31, 2022, we owned approximately 95% of McKesson Europe's outstanding common shares.

Additionally, we are obligated to pay an annual recurring compensation of €0.83 per McKesson Europe share (the "Compensation Amount") to the noncontrolling shareholders of McKesson Europe under the Domination Agreement. The Compensation Amount is recognized ratably during the applicable annual period in "Net income attributable to noncontrolling interests" in the Consolidated Statements of Operations. The Domination Agreement does not expire, but it may be terminated at the end of any fiscal year by giving at least six months' advance notice.

Our noncontrolling interest in McKesson Europe will be included in the sale of our E.U. disposal group, as discussed in more detail in Financial Note 2, "Held for Sale," to the accompanying consolidated financial statements included in this Annual Report. Refer to Financial Note 8, "Redeemable Noncontrolling Interests and Noncontrolling Interests," to the accompanying consolidated financial statements included in this Annual Report for additional information regarding redeemable noncontrolling interests.



McKESSON CORPORATION
FINANCIAL REVIEW (Continued)

Material Cash Requirements:

The table and information below presents our significant financial obligations and commitments as of March 31, 2022:

| <i>(In millions)</i> | Years | | | | |
|--|-----------------|----------------|----------------|----------------|----------------|
| | Total | Within 1 | Over 1 to 3 | Over 3 to 5 | After 5 |
| On balance sheet | | | | | |
| Total debt ⁽¹⁾ | \$ 5,879 | \$ 799 | \$1,001 | \$2,400 | \$1,679 |
| Operating lease obligations ⁽²⁾ | 1,815 | 328 | 578 | 403 | 506 |
| Other ⁽³⁾ | 144 | 19 | 29 | 30 | 66 |
| Off balance sheet | | | | | |
| Interest on borrowings ⁽⁴⁾ | 1,085 | 164 | 252 | 199 | 470 |
| Purchase obligations ⁽⁵⁾ | 6,294 | 6,195 | 99 | — | — |
| Other ⁽⁶⁾ | 451 | 309 | 51 | 27 | 64 |
| Total | \$15,668 | \$7,814 | \$2,010 | \$3,059 | \$2,785 |

- (1) Represents maturities of the Company's long-term obligations, including an immaterial amount of finance lease obligations.
- (2) Represents undiscounted minimum operating lease obligations under non-cancelable operating leases having an initial remaining term over one year and is not adjusted for imputed interest. Refer to Financial Note 10, "Leases" to the consolidated financial statements included in this Annual Report for more information.
- (3) Includes our estimated benefit payments for the unfunded benefit plans and minimum funding requirements for the pension plans.
- (4) Represents interest that will become due on our fixed rate long-term debt obligations.
- (5) Primarily relates to the expected purchase of goods and services, including inventory and capital commitments, from vendors in the normal course of business.
- (6) Includes agreements under which we have guaranteed the repurchase of our customers' inventory and our customers' debt in the event these customers are unable to meet their obligations to those financial institutions.

The material cash requirements table above excludes the following obligations:

As of March 31, 2022, the Company accrued \$8.3 billion related to the settlement of opioid-related litigation claims with governmental entities, as described in the "Trends and Uncertainties" section of this Financial Review and Financial Note 18, "Commitments and Contingent Liabilities," to the consolidated financial statements included in this Annual Report. The majority of this amount relates to a global settlement payable in annual installments for up to 18 years pursuant to the schedule set forth in the agreement. We expect to pay \$1.0 billion prior to March 31, 2023.

At March 31, 2022, the liability recorded for uncertain tax positions, excluding associated interest and penalties, was approximately \$1.0 billion. The ultimate amount and timing of any related future cash settlements cannot be predicted with reasonable certainty.

Our banks and insurance companies have issued \$214 million of standby letters of credit and surety bonds at March 31, 2022. These were issued on our behalf and are mostly related to our customer contracts and to meet the security requirements for statutory licenses and permits, court and fiduciary obligations, pension obligations in Europe, and our workers' compensation and automotive liability programs.



McKESSON CORPORATION
FINANCIAL REVIEW (Concluded)

Credit Resources:

We fund our working capital requirements primarily with cash and cash equivalents as well as short-term borrowings from our commercial paper issuances. Funds necessary for future debt maturities and our other cash requirements, including any future payments that may be made related to our total estimated litigation liability of \$8.3 billion as of March 31, 2022 for opioid-related claims, are expected to be met by existing cash balances, cash flow from operations, existing credit sources, and other capital market transactions. Long-term debt markets and commercial paper markets, our primary sources of capital after cash flow from operations, are open and accessible to us should we decide to access those markets. Detailed information regarding our debt and financing activities is included in Financial Note 12, "Debt and Financing Activities," to the consolidated financial statements included in this Annual Report.

RELATED PARTY BALANCES AND TRANSACTIONS

Information regarding our related party balances and transactions is included in Financial Note 4, "Business Acquisitions and Divestitures," and Financial Note 20, "Related Party Balances and Transactions," to the consolidated financial statements included in this Annual Report.

NEW ACCOUNTING PRONOUNCEMENTS

New accounting pronouncements that we have recently adopted, as well as those that have been recently issued but not yet adopted by us, are included in Financial Note 1, "Significant Accounting Policies," to the consolidated financial statements included in this Annual Report.

Item 7A. Quantitative and Qualitative Disclosures about Market Risk.

Interest rate risk: Our long-term debt bears interest predominately at fixed rates, whereas our short-term borrowings are at variable interest rates.

Our cash and cash equivalents balances earn interest at variable rates. At March 31, 2022 and 2021, we had \$3.5 billion and \$6.3 billion, respectively, in cash and cash equivalents. The effect of a hypothetical 50 basis points increase in the underlying interest rate on our cash and cash equivalents, net of short-term borrowings, would not have resulted in a material impact to earnings in 2022 or 2021.

Foreign currency exchange rate risk: We conduct our business worldwide in U.S. dollars and the functional currencies of our foreign subsidiaries, including Euro, British pound sterling, and Canadian dollar. Changes in foreign currency exchange rates could have a material adverse impact on our financial results that are reported in U.S. dollars. We are also exposed to foreign currency exchange rate risk related to our foreign subsidiaries, including intercompany loans denominated in non-functional currencies.

We have certain foreign currency exchange rate risk programs that use foreign currency forward contracts and cross-currency swaps. The forward contracts and cross-currency swaps are intended to reduce the income statement effects from fluctuations in foreign currency exchange rates and have been designated as cash flow hedges. These programs reduce but do not entirely eliminate foreign currency exchange rate risk.

As of March 31, 2022 and 2021, the effect of a hypothetical adverse 10% change in the underlying foreign currency exchange rates would have impacted the fair value of our foreign exchange contracts by approximately \$122 million and \$267 million, respectively. However, our risk management programs are designed such that the potential loss in value of these risk management portfolios described above would be largely offset by changes in the value of the underlying exposure. Refer to Financial Note 15, "Hedging Activities," for more information on our foreign currency forward contracts and cross-currency swaps.



McKESSON CORPORATION

In July 2021, we announced our intention to exit our businesses in Europe. During 2022, we entered into an agreement to sell certain of our businesses in the European Union which is anticipated to close within the second half of fiscal year 2023. We also completed the sale of our Austrian business during 2022 and, on April 6, 2022, we completed the sale of our retail and distribution businesses in the United Kingdom. Refer to Financial Note 2, "Held for Sale," to the consolidated financial statements included in this Annual Report for more information on these divestitures. Subsequent to the completion of these divestitures, our foreign currency exchange rate risk will be primarily limited to the Canadian dollar.

The selected hypothetical change in interest rates and foreign currency exchange rates does not reflect what could be considered the best or worst case scenarios.



McKESSON CORPORATION

Item 8. Financial Statements and Supplementary Data.

INDEX TO CONSOLIDATED FINANCIAL INFORMATION

| | <u>Page</u> |
|--|-------------|
| Management's Annual Report on Internal Control Over Financial Reporting | 68 |
| Report of Independent Registered Public Accounting Firm | 69 |
| Consolidated Financial Statements: | |
| Consolidated Statements of Operations for the years ended March 31, 2022, 2021, and 2020 | 75 |
| Consolidated Statements of Comprehensive Income (Loss) for the years ended March 31, 2022, 2021, and 2020 | 76 |
| Consolidated Balance Sheets as of March 31, 2022 and 2021 | 77 |
| Consolidated Statements of Stockholders' Equity (Deficit) for the years ended March 31, 2022, 2021, and 2020 | 78 |
| Consolidated Statements of Cash Flows for the years ended March 31, 2022, 2021, and 2020 | 79 |
| Financial Notes | 80 |
| Note 1 — Significant Accounting Policies | 80 |
| Note 2 — Held for Sale | 89 |
| Note 3 — Restructuring, Impairment, and Related Charges, Net | 93 |
| Note 4 — Business Acquisitions and Divestitures | 97 |
| Note 5 — Share-Based Compensation | 99 |
| Note 6 — Other Income, Net | 103 |
| Note 7 — Income Taxes | 103 |
| Note 8 — Redeemable Noncontrolling Interests and Noncontrolling Interests | 108 |
| Note 9 — Earnings (Loss) per Common Share | 110 |
| Note 10 — Leases | 111 |
| Note 11 — Goodwill and Intangible Assets, Net | 115 |
| Note 12 — Debt and Financing Activities | 117 |
| Note 13 — Variable Interest Entities | 119 |
| Note 14 — Pension Benefits | 120 |
| Note 15 — Hedging Activities | 128 |
| Note 16 — Fair Value Measurements | 132 |
| Note 17 — Financial Guarantees and Warranties | 135 |
| Note 18 — Commitments and Contingent Liabilities | 135 |
| Note 19 — Stockholders' Equity (Deficit) | 144 |
| Note 20 — Related Party Balances and Transactions | 148 |
| Note 21 — Segments of Business | 148 |



McKESSON CORPORATION

MANAGEMENT'S ANNUAL REPORT ON INTERNAL CONTROL OVER FINANCIAL REPORTING

The management of McKesson Corporation is responsible for establishing and maintaining an adequate system of internal control over financial reporting, as such term is defined in Exchange Act Rules 13a-15(f) and 15d-15(f). With the participation of the Chief Executive Officer and the Chief Financial Officer, our management conducted an assessment of the effectiveness of our internal control over financial reporting based on the framework and criteria established in *Internal Control — Integrated Framework (2013)*, issued by the Committee of Sponsoring Organizations of the Treadway Commission. Based on this assessment, our management has concluded that our internal control over financial reporting was effective as of March 31, 2022.

Deloitte & Touche LLP, an independent registered public accounting firm, audited the financial statements included in this Annual Report on Form 10-K and has also audited the effectiveness of the Company's internal control over financial reporting as of March 31, 2022. This audit report appears on the following page of this Annual Report on Form 10-K.

May 9, 2022

/s/ Brian S. Tyler

Brian S. Tyler

Chief Executive Officer
(Principal Executive Officer)

/s/ Britt J. Vitalone

Britt J. Vitalone

Executive Vice President and
Chief Financial Officer
(Principal Financial Officer)



McKESSON CORPORATION

REPORT OF INDEPENDENT REGISTERED PUBLIC ACCOUNTING FIRM

To the Stockholders and the Board of Directors of McKesson Corporation

Opinions on the Financial Statements and Internal Control over Financial Reporting

We have audited the accompanying consolidated balance sheets of McKesson Corporation and subsidiaries (the “Company”) as of March 31, 2022 and 2021, the related consolidated statements of operations, comprehensive income (loss), stockholders’ equity, and cash flows, for each of the three years in the period ended March 31, 2022, and the related notes and the schedule listed in the Index at Item 15 (collectively referred to as the “financial statements”). We also have audited the Company’s internal control over financial reporting as of March 31, 2022, based on criteria established in *Internal Control — Integrated Framework (2013)* issued by the Committee of Sponsoring Organizations of the Treadway Commission (“COSO”).

In our opinion, the financial statements referred to above present fairly, in all material respects, the financial position of the Company as of March 31, 2022 and 2021, and the results of its operations and its cash flows for each of the three years in the period ended March 31, 2022, in conformity with accounting principles generally accepted in the United States of America. Also, in our opinion, the Company maintained, in all material respects, effective internal control over financial reporting as of March 31, 2022, based on criteria established in *Internal Control — Integrated Framework (2013)* issued by COSO.

Basis for Opinions

The Company’s management is responsible for these financial statements, for maintaining effective internal control over financial reporting, and for its assessment of the effectiveness of internal control over financial reporting, included in the accompanying *Management’s Annual Report on Internal Control Over Financial Reporting*. Our responsibility is to express an opinion on these financial statements and an opinion on the Company’s internal control over financial reporting based on our audits. We are a public accounting firm registered with the Public Company Accounting Oversight Board (United States) (“PCAOB”) and are required to be independent with respect to the Company in accordance with the U.S. federal securities laws and the applicable rules and regulations of the Securities and Exchange Commission and the PCAOB.

We conducted our audits in accordance with the standards of the PCAOB. Those standards require that we plan and perform the audits to obtain reasonable assurance about whether the financial statements are free of material misstatement, whether due to error or fraud, and whether effective internal control over financial reporting was maintained in all material respects.

Our audits of the financial statements included performing procedures to assess the risks of material misstatement of the financial statements, whether due to error or fraud, and performing procedures to respond to those risks. Such procedures included examining, on a test basis, evidence regarding the amounts and disclosures in the financial statements. Our audits also included evaluating the accounting principles used and significant estimates made by management, as well as evaluating the overall presentation of the financial statements. Our audit of internal control over financial reporting included obtaining an understanding of internal control over financial reporting, assessing the risk that a material weakness exists, and testing and evaluating the design and operating effectiveness of internal control based on the assessed risk. Our audits also included performing such other procedures as we considered necessary in the circumstances. We believe that our audits provide a reasonable basis for our opinions.

Definition and Limitations of Internal Control over Financial Reporting

A company’s internal control over financial reporting is a process designed to provide reasonable assurance regarding the reliability of financial reporting and the preparation of financial statements for external purposes in



McKESSON CORPORATION

accordance with generally accepted accounting principles. A company's internal control over financial reporting includes those policies and procedures that (1) pertain to the maintenance of records that, in reasonable detail, accurately and fairly reflect the transactions and dispositions of the assets of the company; (2) provide reasonable assurance that transactions are recorded as necessary to permit preparation of financial statements in accordance with generally accepted accounting principles, and that receipts and expenditures of the company are being made only in accordance with authorizations of management and directors of the company; and (3) provide reasonable assurance regarding prevention or timely detection of unauthorized acquisition, use, or disposition of the company's assets that could have a material effect on the financial statements.

Because of its inherent limitations, internal control over financial reporting may not prevent or detect misstatements. Also, projections of any evaluation of effectiveness to future periods are subject to the risk that controls may become inadequate because of changes in conditions, or that the degree of compliance with the policies or procedures may deteriorate.

Critical Audit Matters

The critical audit matters communicated below are matters arising from the current-period audit of the financial statements that were communicated or required to be communicated to the audit committee and that (1) relate to accounts or disclosures that are material to the financial statements and (2) involved especially challenging, subjective, or complex judgments. The communication of critical audit matters does not alter in any way our opinion on the financial statements, taken as a whole, and we are not, by communicating the critical audit matters below, providing separate opinions on the critical audit matters or on the accounts or disclosures to which they relate.

Contingent Liabilities — Opioid Claims brought by United States (U.S.) Governmental Entities — Refer to Note 1 and Note 18 to the financial statements

Critical Audit Matter Description

The Company and its affiliates are defendants in many cases asserting claims related to distribution of controlled substances, including opioids. The Company is named as a defendant along with other pharmaceutical wholesale distributors, pharmaceutical manufacturers and retail pharmacy chains. The plaintiffs in these actions include state attorneys general, county and municipal governments, hospitals, tribal nations, health and welfare funds, third-party payors and individuals.

On February 25, 2022, the Company and two other United States pharmaceutical distribution companies (collectively, "Distributors") determined that there is sufficient State and subdivision participation to proceed with an agreement ("Settlement") to settle a substantial majority of opioid-related lawsuits filed against the Distributors by U.S. states, territories and local governmental entities (collectively, "Settling Governmental Entities"). The Settlement became effective on April 2, 2022. If all conditions to the Settlement are satisfied, the Distributors would pay the Settling Governmental Entities up to approximately \$19.5 billion over 18 years, with up to approximately \$7.4 billion to be paid by the Company for its 38.1% portion. Although the Settlement terminated the substantial majority of opioid-related suits pending against the Company, a small number of subdivisions in participating states have opted not to participate in the Settlement, and those suits remain pending. The Company continues to prepare for trial in these pending matters, and believes that it has valid defenses to the claims pending against it, and it intends to vigorously defend against all such claims if acceptable settlement terms are not achieved.

When a loss is considered probable and reasonably estimable, the Company records a liability in the amount of its estimate for the ultimate loss. The Company reviews all loss contingencies at least quarterly to determine



McKESSON CORPORATION

whether the likelihood of loss has changed and to assess whether a reasonable estimate of the loss or range of loss can be made. The Company also performs an assessment of loss contingencies where a loss is reasonably possible. If it is reasonably possible that a loss may have been incurred and the effect on the financial statements could be material, the Company discloses the nature of the loss contingency and an estimate of the possible loss or range of loss or a statement that such an estimate cannot be made within the notes to the financial statements. For the year ended March 31, 2022, management believes that a loss from opioid claims is both probable and reasonably estimable, and accordingly, an \$8.3 billion liability has been recorded by management, inclusive of claims brought by U.S. governmental entities, which represents the Company's best estimate of future loss related to opioid litigation.

We identified the liabilities associated with opioid claims brought by both Settling Governmental Entities, as well as U.S. governmental entities who are not party to the Settlement, collectively "Governmental Entities," as a critical audit matter because of the significant judgment in auditing management's accounting for these matters. Such judgment led to an increased extent of effort, including the need to involve specialists. Specifically, auditing management's assessment of the magnitude of the liability and the determination of whether there is a reasonably estimable range of loss in excess of the amount accrued, is subjective and requires significant judgment given the size and complexity of opioid claims brought by Governmental Entities.

How the Critical Audit Matter Was Addressed in the Audit

Our audit procedures related to liabilities arising from opioid claims brought by Governmental Entities included the following, among others:

- We tested the effectiveness of internal controls related to liabilities arising from opioid claims brought by Governmental Entities, and approval of the accounting treatment and related disclosures.
- We inquired of the Company's internal and external legal counsel, as well as executives and other members of management, to understand the basis for the Company's conclusion that a loss related to opioid claims brought by Governmental Entities is probable and reasonably estimable, and that it is not possible to estimate a range of loss in excess of the amount accrued as of March 31, 2022. In addition, we inspected responses to inquiry letters sent to both internal and external legal counsel as it relates to the terms of settlements with Governmental Entities. We also made inquiries of legal counsel regarding the status of discussions and legal proceedings with Governmental Entities who are not currently party to the Settlement.
- We evaluated management's analysis of liabilities arising from opioid claims brought by Governmental Entities, including the methodology used by management to determine the probability of such loss and conclusion that it is not possible to estimate a range of loss in excess of the amount accrued as of March 31, 2022. We also evaluated the methodology used by management to estimate the most likely loss to be incurred by the Company as a result of these specific opioid claims.
- We examined Board of Directors meeting minutes, including relevant sub-committee meeting minutes, held inquiries with a director serving on the sub-committee, and compared to internal and external counsel's written responses to our inquiry letters.
- With the assistance of our specialists in accounting for loss contingencies, we evaluated the facts, evidence and the Company's related accounting treatment for liabilities arising from opioid claims brought by Governmental Entities.
- We evaluated any events subsequent to March 31, 2022 that might impact management's accounting treatment.
- We obtained written representations from executives and internal counsel of the Company.



McKESSON CORPORATION

- We examined the terms related to settlements with Governmental Entities.
- We evaluated the adequacy of the Company's related disclosures for consistency with our testing.

Uncertain Tax Position — Opioid Claims brought by Governmental Entities — Refer to Note 1 and Note 7 to the financial statements

Critical Audit Matter Description

The Company has recorded charges and related tax benefit for opioid-related claims, inclusive of those brought by Governmental Entities. In order to account for the uncertainty associated with the ultimate realization of the tax benefit related to opioid claims, the Company recorded an uncertain tax position reserve. Tax benefits from uncertain tax positions are recognized when it is more likely than not that the position will be sustained upon examination, including resolutions of any related appeals or litigation processes, based on the technical merits. The net amount recognized by management is measured as the largest amount of tax benefit that is greater than 50 percent likely of being realized. The Company uses significant judgment in evaluating the technical tax merits of income tax benefits that qualify for recognition, including the determination of the amount that is more likely than not of being realized for U.S. federal and state income tax purposes.

We identified the Company's uncertain tax position related to liabilities arising from opioid claims brought by Governmental Entities as a critical audit matter because of the challenges in auditing management's estimate of the amount of income tax benefit that qualifies for recognition. Specifically, there is significant judgment associated with the assessment of the technical tax merits of such a settlement, including the related interpretation of applicable, newly-enacted tax laws and regulations. Auditing the uncertain tax position related to liabilities arising from opioid claims brought by Governmental Entities required a high degree of auditor judgment and an increased extent of effort, including the need to involve our tax specialists.

How the Critical Audit Matter Was Addressed in the Audit

Our audit procedures related to the Company's uncertain tax position associated with liabilities arising from opioid claims brought by Governmental Entities included the following, among others:

- We tested the effectiveness of internal controls related to the Company's assessment of the technical merits of its tax position, including the Company's assessment as to the amount of benefit that is more likely than not to be realized upon settlement with a taxing authority that has full knowledge of all relevant information.
- With the assistance of our tax specialists, we evaluated the facts, evidence and the Company's related income tax analysis for liabilities arising from opioid claims brought by Governmental Entities, including assumptions used by management to measure the related recognized and unrecognized tax benefits.
- We inquired of the Company's internal and external legal counsel to understand the basis for the Company's conclusion that a portion of the liabilities arising from opioid claims brought by Governmental Entities would be deductible based on the settlement terms, and expected documentation to be received from Governmental Entities regarding how settlement funds are used.
- We held inquiries with the Company's internal and external income tax specialists related to the uncertain tax position for liabilities arising from opioid claims brought by Governmental Entities.
- We compared management's income tax assessment of this matter to the Company's treatment of other recorded opioid charges to evaluate the consistency of the Company's judgments related to the uncertain tax position.



McKESSON CORPORATION

- We evaluated any events subsequent to March 31, 2022 that might impact management's accounting treatment.
- We obtained written representations from executives and internal counsel of the Company.
- We examined terms related to settlements of opioid claims brought by Governmental Entities.
- We evaluated the Company's related disclosures for consistency with our testing and also searched for contradictory evidence by reading disclosures from peer companies, who are also party to the opioid litigation with Governmental Entities.

Goodwill — Refer to Note 1 and Note 11 to the financial statements

Critical Audit Matter Description

The Company's evaluation of goodwill for impairment involves comparing the carrying amount of each reporting unit to its fair value on the first day of the third fiscal quarter or whenever the Company believes a potential indicator of impairment requiring a more frequent assessment has occurred. The Company uses a combination of the income and market approaches to estimate reporting unit fair value. Under the market approach, fair value is estimated by comparing the business to similar businesses, or guideline companies whose equity securities are actively traded in public markets. Under the income approach, the Company uses a discounted cash flow ("DCF") model where cash flows anticipated over future periods, plus a terminal value at the end of that time horizon, are discounted to their present value using an appropriate discount rate that is commensurate with the risk inherent within the reporting unit. The rate used to discount to present value includes an unsystematic risk premium, which is intended to address uncertainty related to the reporting unit's future cash flow projections. The goodwill balance was \$9.5 billion as of March 31, 2022, of which \$1.5 billion was allocated to the McKesson Canada reporting unit. The fair value of all reporting units exceeded their respective carrying amounts as of the measurement date and, therefore, no impairment was recognized.

We identified the estimation of the fair value of the McKesson Canada reporting unit used to evaluate the recoverability of goodwill as a critical audit matter because of the challenges auditing significant judgments used in the selection of a discount rate, including the unsystematic risk premium. In particular, the fair value estimate is sensitive to the unsystematic risk premium assumption, which is affected by potential additional risk of changes in the Canadian business and regulatory environments. Auditing management's selected discount rate required a high degree of auditor judgment and an increased extent of effort, including the need to involve our fair value specialists.

How the Critical Audit Matter Was Addressed in the Audit

Our audit procedures related to the Company's selection of a discount rate, including determination of the unsystematic risk premium, for the McKesson Canada reporting unit, included the following, among others:

- We tested the effectiveness of internal controls related to management's goodwill impairment evaluation, including those related to the selection of a discount rate and determination of an unsystematic risk premium.
- We evaluated management's ability to accurately forecast operating results for the McKesson Canada reporting unit by comparing actual results to management's historical forecasts, in order to consider the reasonableness and adequacy of management's selected unsystematic risk premium.
- As part of our assessment of the unsystematic risk premium, we evaluated the reasonableness of strategic plans expected to be implemented during the forecast period by comparing the forecasts to:
 - Actual results of historical strategic plans



McKESSON CORPORATION

- Internal communications to management and the Board of Directors
- With the assistance of our fair value specialists, we evaluated the reasonableness of the discount rate, including the unsystematic risk premium, by developing a range of independent estimates, testing the mathematical accuracy of the calculation, and comparing to the discount rate selected by management.

/s/ Deloitte & Touche LLP
Dallas, Texas
May 9, 2022

We have served as the Company's auditor since 1968.



McKESSON CORPORATION

CONSOLIDATED STATEMENTS OF OPERATIONS (In millions, except per share amounts)

| | Years Ended March 31, | | |
|--|-----------------------|------------|------------|
| | 2022 | 2021 | 2020 |
| Revenues | \$ 263,966 | \$ 238,228 | \$ 231,051 |
| Cost of sales | (250,836) | (226,080) | (219,028) |
| Gross profit | 13,130 | 12,148 | 12,023 |
| Selling, distribution, general, and administrative expenses | (10,537) | (8,849) | (9,182) |
| Claims and litigation charges, net | (274) | (7,936) | (82) |
| Goodwill impairment charges | — | (69) | (2) |
| Restructuring, impairment, and related charges, net | (281) | (334) | (268) |
| Total operating expenses | (11,092) | (17,188) | (9,534) |
| Operating income (loss) | 2,038 | (5,040) | 2,489 |
| Other income, net | 259 | 223 | 12 |
| Equity earnings and charges from investment in Change Healthcare Joint Venture | — | — | (1,108) |
| Loss on debt extinguishment | (191) | — | — |
| Interest expense | (178) | (217) | (249) |
| Income (loss) from continuing operations before income taxes | 1,928 | (5,034) | 1,144 |
| Income tax benefit (expense) | (636) | 695 | (18) |
| Income (loss) from continuing operations | 1,292 | (4,339) | 1,126 |
| Loss from discontinued operations, net of tax | (5) | (1) | (6) |
| Net income (loss) | 1,287 | (4,340) | 1,120 |
| Net income attributable to noncontrolling interests | (173) | (199) | (220) |
| Net income (loss) attributable to McKesson Corporation | \$ 1,114 | \$ (4,539) | \$ 900 |
| Earnings (loss) per common share attributable to McKesson Corporation | | | |
| Diluted | | | |
| Continuing operations | \$ 7.26 | \$ (28.26) | \$ 4.99 |
| Discontinued operations | (0.03) | — | (0.04) |
| Total | \$ 7.23 | \$ (28.26) | \$ 4.95 |
| Basic | | | |
| Continuing operations | \$ 7.35 | \$ (28.26) | \$ 5.01 |
| Discontinued operations | (0.03) | — | (0.03) |
| Total | \$ 7.32 | \$ (28.26) | \$ 4.98 |
| Weighted-average common shares outstanding | | | |
| Diluted | 154.1 | 160.6 | 181.6 |
| Basic | 152.3 | 160.6 | 180.6 |

See Financial Notes



McKESSON CORPORATION

CONSOLIDATED STATEMENTS OF COMPREHENSIVE INCOME (LOSS)
(In millions)

| | Years Ended March 31, | | |
|--|-----------------------|------------------|----------------|
| | 2022 | 2021 | 2020 |
| Net income (loss) | \$1,287 | \$(4,340) | \$1,120 |
| Other comprehensive income, net of tax | | | |
| Foreign currency translation adjustments | 60 | 184 | (66) |
| Unrealized gains (losses) on cash flow hedges | 14 | (36) | 86 |
| Changes in retirement-related benefit plans | 41 | 22 | 129 |
| Other comprehensive income, net of tax | 115 | 170 | 149 |
| Comprehensive income (loss) | 1,402 | (4,170) | 1,269 |
| Comprehensive income attributable to noncontrolling interests | (172) | (146) | (223) |
| Comprehensive income (loss) attributable to McKesson Corporation | <u>\$1,230</u> | <u>\$(4,316)</u> | <u>\$1,046</u> |

See Financial Notes



McKESSON CORPORATION

CONSOLIDATED BALANCE SHEETS
(In millions, except per share amounts)

| | March 31, | |
|---|------------------|------------------|
| | 2022 | 2021 |
| ASSETS | | |
| Current assets | | |
| Cash and cash equivalents | \$ 3,532 | \$ 6,278 |
| Receivables, net | 18,583 | 19,181 |
| Inventories, net | 18,702 | 19,246 |
| Assets held for sale | 4,516 | 12 |
| Prepaid expenses and other | 898 | 665 |
| Total current assets | 46,231 | 45,382 |
| Property, plant, and equipment, net | 2,092 | 2,581 |
| Operating lease right-of-use assets | 1,548 | 2,100 |
| Goodwill | 9,451 | 9,493 |
| Intangible assets, net | 2,059 | 2,878 |
| Other non-current assets | 1,917 | 2,581 |
| Total assets | <u>\$ 63,298</u> | <u>\$ 65,015</u> |
| LIABILITIES, REDEEMABLE NONCONTROLLING INTERESTS, AND EQUITY (DEFICIT) | | |
| Current liabilities | | |
| Drafts and accounts payable | \$ 38,086 | \$ 38,975 |
| Current portion of long-term debt | 799 | 742 |
| Current portion of operating lease liabilities | 297 | 390 |
| Liabilities held for sale | 4,741 | 9 |
| Other accrued liabilities | 4,543 | 3,987 |
| Total current liabilities | 48,466 | 44,103 |
| Long-term debt | 5,080 | 6,406 |
| Long-term deferred tax liabilities | 1,418 | 1,411 |
| Long-term operating lease liabilities | 1,366 | 1,867 |
| Long-term litigation liabilities | 7,220 | 8,067 |
| Other non-current liabilities | 1,540 | 1,715 |
| Commitments and contingent liabilities (Note 18) | | |
| Redeemable noncontrolling interests | — | 1,271 |
| McKesson Corporation stockholders' deficit | | |
| Preferred stock, \$0.01 par value, 100 shares authorized, no shares issued or outstanding | — | — |
| Common stock, \$0.01 par value, 800 shares authorized, 275 and 273 shares issued at March 31, 2022 and 2021, respectively | 2 | 2 |
| Additional paid-in capital | 7,275 | 6,925 |
| Retained earnings | 9,030 | 8,202 |
| Accumulated other comprehensive loss | (1,534) | (1,480) |
| Treasury shares, at cost, 130 and 115 shares at March 31, 2022 and 2021, respectively | (17,045) | (13,670) |
| Total McKesson Corporation stockholders' deficit | (2,272) | (21) |
| Noncontrolling interests | 480 | 196 |
| Total equity (deficit) | (1,792) | 175 |
| Total liabilities, redeemable noncontrolling interests, and equity (deficit) | <u>\$ 63,298</u> | <u>\$ 65,015</u> |

See Financial Notes



McKESSON CORPORATION

CONSOLIDATED STATEMENTS OF STOCKHOLDERS' EQUITY (DEFICIT)
(In millions, except per share amounts)

| | McKesson Corporation Stockholders' Equity (Deficit) | | | | | | | | | |
|--|---|--------|----------------------------|---------------|-------------------|--------------------------------------|---------------|------------|--------------------------|------------------------|
| | Common Stock | | Additional Paid-in Capital | Other Capital | Retained Earnings | Accumulated Other Comprehensive Loss | Treasury | | Noncontrolling Interests | Total Equity (Deficit) |
| | Shares | Amount | | | | | Common Shares | Amount | | |
| Balances, March 31, 2019 | 271 | \$ 3 | \$6,435 | \$ (2) | \$12,409 | \$(1,849) | (81) | \$ (8,902) | \$ 193 | \$ 8,287 |
| Opening retained earnings adjustments: adoption of new accounting standards | — | — | — | — | 11 | — | — | — | — | 11 |
| Balances, April 1, 2019 | 271 | 3 | 6,435 | (2) | 12,420 | (1,849) | (81) | (8,902) | 193 | 8,298 |
| Issuance of shares under employee plans, net of forfeitures | 1 | — | 113 | — | — | — | — | (20) | — | 93 |
| Share-based compensation | — | — | 115 | — | — | — | — | — | — | 115 |
| Payments to noncontrolling interests | — | — | — | — | — | — | — | — | (154) | (154) |
| Other comprehensive income | — | — | — | — | — | 146 | — | — | — | 146 |
| Net income | — | — | — | — | 900 | — | — | — | 178 | 1,078 |
| Repurchase of common stock | — | — | — | — | — | — | (14) | (1,934) | — | (1,934) |
| Change Healthcare share exchange | — | — | — | — | — | — | (15) | (2,036) | — | (2,036) |
| Cash dividends declared, \$1.62 per common share | — | — | — | — | (294) | — | — | — | — | (294) |
| Other | — | (1) | — | 2 | (4) | — | — | — | — | (3) |
| Balances, March 31, 2020 | 272 | 2 | 6,663 | — | 13,022 | (1,703) | (110) | (12,892) | 217 | 5,309 |
| Opening retained earnings adjustments: adoption of new accounting standard | — | — | — | — | (13) | — | — | — | — | (13) |
| Balances, April 1, 2020 | 272 | 2 | 6,663 | — | 13,009 | (1,703) | (110) | (12,892) | 217 | 5,296 |
| Issuance of shares under employee plans, net of forfeitures | 1 | — | 92 | — | — | — | — | (28) | — | 64 |
| Share-based compensation | — | — | 151 | — | — | — | — | — | — | 151 |
| Payments to noncontrolling interests | — | — | — | — | — | — | — | — | (177) | (177) |
| Other comprehensive income | — | — | — | — | — | 223 | — | — | — | 223 |
| Net income (loss) | — | — | — | — | (4,539) | — | — | — | 156 | (4,383) |
| Exercise of put right by noncontrolling shareholders of McKesson Europe AG | — | — | 3 | — | — | — | — | — | — | 3 |
| Repurchase of common stock | — | — | — | — | — | — | (5) | (750) | — | (750) |
| Cash dividends declared, \$1.67 per common share | — | — | — | — | (270) | — | — | — | — | (270) |
| Other | — | — | 16 | — | 2 | — | — | — | — | 18 |
| Balances, March 31, 2021 | 273 | 2 | 6,925 | — | 8,202 | (1,480) | (115) | (13,670) | 196 | 175 |
| Issuance of shares under employee plans, net of forfeitures | 2 | — | 220 | — | — | — | — | (71) | — | 149 |
| Share-based compensation | — | — | 154 | — | — | — | — | — | — | 154 |
| Payments to noncontrolling interests | — | — | — | — | — | — | — | — | (155) | (155) |
| Other comprehensive income (loss) | — | — | — | — | — | 116 | — | — | (4) | 112 |
| Net income | — | — | — | — | 1,114 | — | — | — | 165 | 1,279 |
| Exercise of put right by noncontrolling shareholders of McKesson Europe AG | — | — | 178 | — | — | (170) | — | — | — | 8 |
| Repurchase of common stock | — | — | (204) | — | — | — | (15) | (3,304) | — | (3,508) |
| Reclassification of McKesson Europe AG redeemable noncontrolling interests | — | — | — | — | — | — | — | — | 287 | 287 |
| Reclassification of recurring compensation to other accrued liabilities | — | — | — | — | — | — | — | — | (7) | (7) |
| Cash dividends declared, \$1.83 per common share | — | — | — | — | (279) | — | — | — | — | (279) |
| Other | — | — | 2 | — | (7) | — | — | — | (2) | (7) |
| Balances, March 31, 2022 | 275 | \$ 2 | \$7,275 | \$ — | \$ 9,030 | \$(1,534) | (130) | \$(17,045) | \$ 480 | \$(1,792) |

See Financial Notes



McKESSON CORPORATION

CONSOLIDATED STATEMENTS OF CASH FLOWS
(In millions)

| | Years Ended March 31, | | |
|--|-----------------------|-----------|----------|
| | 2022 | 2021 | 2020 |
| OPERATING ACTIVITIES | | | |
| Net income (loss) | \$ 1,287 | \$(4,340) | \$ 1,120 |
| Adjustments to reconcile to net cash provided by operating activities: | | | |
| Depreciation | 279 | 321 | 321 |
| Amortization | 481 | 566 | 601 |
| Goodwill and long-lived asset impairment charges | 175 | 242 | 139 |
| Equity earnings and charges from investment in Change Healthcare Joint Venture | — | — | 1,084 |
| Deferred taxes | 34 | (908) | (342) |
| Credits associated with last-in, first-out inventory method | (23) | (38) | (252) |
| Non-cash operating lease expense | 241 | 334 | 366 |
| Loss (gain) from sales of businesses and investments | (132) | (9) | 33 |
| European businesses held for sale | 1,509 | — | — |
| Other non-cash items | 501 | 188 | 615 |
| Changes in assets and liabilities, net of acquisitions: | | | |
| Receivables | (1,843) | 1,145 | (2,494) |
| Inventories | (1,169) | (2,276) | (376) |
| Drafts and accounts payable | 2,802 | 1,267 | 3,952 |
| Operating lease liabilities | (356) | (362) | (377) |
| Taxes | 243 | (166) | (8) |
| Litigation liabilities | 199 | 8,067 | — |
| Other | 206 | 511 | (8) |
| Net cash provided by operating activities | 4,434 | 4,542 | 4,374 |
| INVESTING ACTIVITIES | | | |
| Payments for property, plant, and equipment | (388) | (451) | (362) |
| Capitalized software expenditures | (147) | (190) | (144) |
| Acquisitions, net of cash, cash equivalents, and restricted cash acquired | (6) | (35) | (133) |
| Proceeds from sales of businesses and investments, net | 578 | 400 | 37 |
| Other | (126) | (139) | 23 |
| Net cash used in investing activities | (89) | (415) | (579) |
| FINANCING ACTIVITIES | | | |
| Proceeds from short-term borrowings | 11,192 | 6,323 | 21,437 |
| Repayments of short-term borrowings | (11,192) | (6,323) | (21,437) |
| Proceeds from issuances of long-term debt | 498 | 500 | — |
| Repayments of long-term debt | (1,648) | (1,040) | (298) |
| Payments for debt extinguishments | (184) | — | — |
| Common stock transactions: | | | |
| Issuances | 220 | 92 | 113 |
| Share repurchases | (3,516) | (742) | (1,934) |
| Dividends paid | (277) | (276) | (294) |
| Exercise of put right by noncontrolling shareholders of McKesson Europe AG | (1,031) | (49) | (3) |
| Other | (383) | (178) | (318) |
| Net cash used in financing activities | (6,321) | (1,693) | (2,734) |
| Effect of exchange rate changes on cash, cash equivalents, and restricted cash | 55 | (61) | (19) |
| Cash, cash equivalents, and restricted cash classified within Assets held for sale | (540) | — | — |
| Net increase (decrease) in cash, cash equivalents, and restricted cash | (2,461) | 2,373 | 1,042 |
| Cash, cash equivalents, and restricted cash at beginning of year | 6,396 | 4,023 | 2,981 |
| Cash, cash equivalents, and restricted cash at end of year | 3,935 | 6,396 | 4,023 |
| Less: Restricted cash at end of year included in Prepaid expenses and other | (403) | (118) | (8) |
| Cash and cash equivalents at end of year | \$ 3,532 | \$ 6,278 | \$ 4,015 |
| SUPPLEMENTAL CASH FLOW INFORMATION | | | |
| Cash paid for: | | | |
| Interest, net | \$ 186 | \$ 220 | \$ 235 |
| Income taxes, net of refunds | 359 | 379 | 368 |

See Financial Notes



McKESSON CORPORATION

FINANCIAL NOTES

1. Significant Accounting Policies

Nature of Operations: McKesson Corporation (“McKesson,” or the “Company,”) is a diversified healthcare services leader dedicated to advancing health outcomes for patients everywhere. McKesson’s teams partner with biopharma companies, care providers, pharmacies, manufacturers, governments, and others to deliver insights, products, and services to help make quality care more accessible and affordable. The Company reports its financial results in four reportable segments: U.S. Pharmaceutical, Prescription Technology Solutions (“RxTS”), Medical-Surgical Solutions, and International. The Company’s equity method investment in Change Healthcare LLC (“Change Healthcare JV”), which was split-off from McKesson in the fourth quarter of 2020, has been included in Other for retrospective periods presented. Refer to Financial Note 21, “Segments of Business,” for additional information.

Basis of Presentation: The consolidated financial statements and accompanying notes are prepared in accordance with United States (“U.S.”) generally accepted accounting principles (“GAAP”). The consolidated financial statements of McKesson include the financial statements of all wholly-owned subsidiaries and majority-owned or controlled companies. For those consolidated subsidiaries where the Company’s ownership is less than 100%, the portion of the net income or loss allocable to the noncontrolling interests is reported as “Net income attributable to noncontrolling interests” in the Consolidated Statements of Operations. All significant intercompany balances and transactions have been eliminated in consolidation, including the intercompany portion of transactions with equity method investees.

The Company considers itself to control an entity if it is the majority owner of or has voting control over such entity. The Company also assesses control through means other than voting rights and determines which business entity is the primary beneficiary of the variable interest entity (“VIE”). The Company consolidates VIEs when it is determined that it is the primary beneficiary of the VIE. Investments in business entities in which the Company does not have control but has the ability to exercise significant influence over operating and financial policies, are accounted for using the equity method.

Fiscal Period: The Company’s fiscal year begins on April 1 and ends on March 31. Unless otherwise noted, all references to a particular year shall mean the Company’s fiscal year.

Reclassifications: Certain prior period amounts have been reclassified to conform to the current year presentation.

Use of Estimates: The preparation of financial statements in conformity with U.S. GAAP requires the Company to make estimates and assumptions that affect the reported amounts in the consolidated financial statements and accompanying notes. Actual amounts could differ from those estimated amounts. The Company continues to evaluate the ongoing impacts, including the economic consequences, of the pandemic caused by the SARS-CoV-2 coronavirus (“COVID-19”). As COVID-19 further evolves, the Company’s accounting estimates and assumptions may change over time and may change materially in future periods.

Cash and Cash Equivalents: All highly liquid debt and money market instruments purchased with an original maturity of three months or less at the date of acquisition are included in cash and cash equivalents. Cash equivalents are carried at fair value. Cash equivalents are primarily invested in AAA-rated U.S. government money market funds and overnight deposits with financial institutions. Deposits with financial institutions are primarily denominated in U.S. dollars and the functional currencies of the Company’s foreign subsidiaries, including Euro, British pound sterling, and Canadian dollars. Deposits may exceed the amounts insured by the Federal Deposit Insurance Corporation in the U.S. and similar deposit insurance programs in other jurisdictions. The Company mitigates the risk of its short-term investment portfolio by depositing funds with reputable financial institutions and monitoring risk profiles and investment strategies of money market funds.



McKESSON CORPORATION FINANCIAL NOTES (Continued)

Restricted Cash: Cash that is subject to legal restrictions or is unavailable for general operating purposes is classified as restricted cash and is included in “Prepaid expenses and other” and “Other non-current assets” in the Consolidated Balance Sheets. Restricted cash at March 31, 2022 primarily consists of \$395 million held in escrow related to obligations under settlement agreements for opioid-related claims of governmental entities, as discussed in more detail in Financial Note 18, “Commitments and Contingent Liabilities.” Additionally, restricted cash at March 31, 2022 and 2021 includes funds temporarily held on behalf of unaffiliated medical practice groups related to their COVID-19 business continuity borrowings. These amounts have been designated as restricted cash due to contractual provisions requiring their segregation from all other funds until utilized by the medical practices for a limited list of qualified activities. Corresponding deposit liabilities associated with these funds have been recorded by the Company within “Other accrued liabilities” in the Company’s Consolidated Balance Sheets at March 31, 2022 and 2021.

Equity Method Investments: Investments in business entities in which the Company does not have control, but has the ability to exercise significant influence over operating and financial policies, are accounted for using the equity method. The Company evaluates its equity method investments for impairment whenever an event or change in circumstances occurs that may have a significant adverse impact on the carrying value of the investment. If a loss in value has occurred that is deemed to be other-than-temporary, an impairment loss is recorded.

Receivables, Net and Allowances for Credit Losses: The Company’s receivables are presented net of an allowance for credit losses and primarily consist of trade accounts receivable from customers that result from the sale of goods and services. Receivables, net also includes other receivables, which primarily represent amounts due from suppliers.

We are exposed to credit losses on accounts receivable balances. The Company estimates credit losses by considering historical credit losses, the current economic environment, customer credit ratings, legal disputes, or bankruptcies, as well as reasonable and supportable forecasts. Management reviews these factors quarterly to determine if any adjustments are needed to the allowance.

Trade accounts receivable represent the majority of the Company’s financial assets, for which an allowance for credit losses of \$89 million and \$198 million were included in “Receivables, net” on the Consolidated Balance Sheets as of March 31, 2022 and 2021, respectively. Changes in the allowance for the year ended March 31, 2022, were primarily within the U.S. Pharmaceutical and International segments.

The following table presents the components of the Company’s receivables as of March 31, 2022 and 2021:

| <i>(In millions)</i> | March 31, | |
|----------------------|-----------------|-----------------|
| | 2022 | 2021 |
| Customer accounts | \$16,438 | \$17,106 |
| Other | 2,289 | 2,325 |
| Total receivables | 18,727 | 19,431 |
| Allowances | (144) | (250) |
| Receivables, net | <u>\$18,583</u> | <u>\$19,181</u> |

Concentrations of Credit Risk and Receivables: The Company’s trade accounts receivable are subject to concentrations of credit risk with customers primarily in its U.S. Pharmaceutical segment. During 2022, sales to the Company’s ten largest customers, including group purchasing organizations (“GPOs”), accounted for



McKESSON CORPORATION FINANCIAL NOTES (Continued)

approximately 52% of its total consolidated revenues and approximately 43% of total trade accounts receivable at March 31, 2022. Sales to the Company's largest customer, CVS Health Corporation ("CVS"), accounted for approximately 21% of its total consolidated revenues in 2022 and comprised approximately 28% of total trade accounts receivable at March 31, 2022. As a result, the Company's sales and credit concentration is significant. The Company has agreements with GPOs, each of which functions as a purchasing agent on behalf of member hospitals, pharmacies, and other healthcare providers, as well as with government entities and agencies. The accounts receivables balances are with individual members of the GPOs, and therefore no significant concentration of credit risk exists. A material default in payment, a material reduction in purchases from GPOs or any other large customers, or the loss of a large customer or customer groups could have a material adverse impact on the Company's financial condition, results of operations, and liquidity. In addition, trade accounts receivables are subject to concentrations of credit risk with customers in the institutional, retail, and healthcare provider sectors, which can be affected by a downturn in the economy and changes in reimbursement policies. This credit risk is mitigated by the size and diversity of the Company's customer base as well as its geographic dispersion.

Inventories: Inventories consist of merchandise held for resale. The Company reports inventories at the lower of cost or net realizable value, except for inventories determined using the last-in, first-out ("LIFO") method which are valued at the lower of LIFO cost or market. The LIFO method presumes that the most recent inventory purchases are the first items sold and the inventory cost under LIFO approximates market. The majority of the cost of domestic inventories is determined using the LIFO method. The majority of the cost of inventories held in foreign and certain domestic locations is based on the first-in, first-out ("FIFO") method and weighted-average purchase prices. Rebates, cash discounts, and other incentives received from vendors are recognized in cost of sales upon the sale of the related inventory.

At March 31, 2022 and 2021, total inventories, net were \$18.7 billion and \$19.2 billion, respectively, in the Company's Consolidated Balance Sheets. The LIFO method was used to value approximately 63% and 58% of the Company's inventories at March 31, 2022 and 2021, respectively. If the Company had used the moving average method of inventory valuation, inventories would have been approximately \$383 million and \$406 million higher than the amounts reported at March 31, 2022 and 2021, respectively. These amounts are equivalent to the Company's LIFO reserves. The Company's LIFO valuation amount includes both pharmaceutical and non-pharmaceutical products. The Company recognized LIFO credits of \$23 million, \$38 million, and \$252 million in 2022, 2021, and 2020, respectively, in "Cost of sales" in its Consolidated Statements of Operations. The lower LIFO credits in 2022 compared to 2021 and 2020 is primarily due to higher brand inflation and delays of branded off-patent to generic drug launches. A LIFO charge is recognized when the net effect of price increases on pharmaceutical and non-pharmaceutical products held in inventory exceeds the impact of price declines, including the effect of branded pharmaceutical products that have lost market exclusivity. A LIFO credit is recognized when the net effect of price declines exceeds the impact of price increases on pharmaceutical and non-pharmaceutical products held in inventory.

The Company believes that the moving average inventory costing method provides a reasonable estimation of the current cost of replacing inventory (i.e., "market"). As such, its LIFO inventory is valued at the lower of LIFO cost or market. As of March 31, 2022 and 2021, inventories at LIFO did not exceed market.

Shipping and Handling Costs: The Company includes costs to pack and deliver inventory to its customers in "Selling, distribution, general, and administrative expenses" in its Consolidated Statements of Operations. Shipping and handling costs of \$1.1 billion was recognized in 2022, and \$1.0 billion was recognized in each of 2021 and 2020.



McKESSON CORPORATION FINANCIAL NOTES (Continued)

Held for Sale: Assets and liabilities to be disposed of by sale (“disposal groups”) are classified as “held for sale” if their carrying amounts are principally expected to be recovered through a sale transaction rather than through continuing use. The classification occurs when the disposal group is available for immediate sale and the sale is probable. These criteria are generally met when management has committed to a plan to sell the assets within one year. Disposal groups are measured at the lower of carrying amount or fair value less costs to sell, and long-lived assets included within the disposal group are not depreciated or amortized. The fair value of a disposal group, less any costs to sell, is assessed each reporting period it remains classified as held for sale and any remeasurement to the lower of carrying value or fair value less costs to sell is reported as an adjustment to the carrying value of the disposal group. When the net realizable value of a disposal group increases during a period, a gain can be recognized to the extent that it does not increase the value of the disposal group beyond its original carrying value when the disposal group was reclassified as held for sale. Refer to Financial Note 2, “Held for Sale,” for additional information.

Property, Plant, and Equipment, Net: Property, plant, and equipment, net is stated at historical cost and depreciated under the straight-line method over the estimated useful life of each asset, which ranges from 15 to 30 years for building and improvements and 3 to 15 years for machinery, equipment, and other. Leasehold improvements and property, plant, and equipment, net under finance leases are amortized over their respective useful lives of the right-of-use (“ROU”) asset or over the term of the lease, whichever is shorter. Depreciation and amortization begins when an asset is placed in service and ready for its intended use. Repairs and maintenance costs are expensed as incurred. When certain events or changes in circumstances indicate that the carrying amount of an asset or asset group may not be recoverable, an impairment assessment may be performed on the recoverability of the carrying amounts.

The following table presents the components of the Company’s property, plant, and equipment, net as of March 31, 2022 and 2021:

| <i>(In millions)</i> | March 31, | |
|---|-----------------|-----------------|
| | 2022 | 2021 |
| Land | \$ 104 | \$ 156 |
| Building and improvements | 1,331 | 1,745 |
| Machinery, equipment, and other | 2,338 | 2,512 |
| Construction in progress | 313 | 382 |
| Total property, plant, and equipment | 4,086 | 4,795 |
| Accumulated depreciation and amortization | (1,994) | (2,214) |
| Property, plant, and equipment, net | <u>\$ 2,092</u> | <u>\$ 2,581</u> |

Total depreciation expense for property, plant, and equipment, net and amortization of the ROU assets of finance leases was \$312 million, \$344 million, and \$335 million for the years ended March 31, 2022, 2021, and 2020, respectively.

Leases: The Company leases facilities and equipment primarily under operating leases. The Company recognizes lease expense on a straight-line basis over the term of the lease, taking into account, when applicable, lessor incentives for tenant improvements, periods where no rent payment is required, and escalations in rent payments over the term of the lease. As a practical expedient, the Company does not separate lease components from non-lease components, such as common area maintenance, utilities, and repairs and maintenance. Remaining terms for facility leases generally range from one to 15 years, while remaining terms for equipment



McKESSON CORPORATION
FINANCIAL NOTES (Continued)

leases generally range from one to five years. Most real property leases contain renewal options (typically for five-year increments). Generally, the renewal option periods are not included within the lease term as the Company is not reasonably certain to exercise that right at lease commencement. The Company's lease agreements do not contain any material residual value guarantees or material restrictive covenants.

Operating ROU assets and operating lease liabilities are recognized at the lease commencement date. ROU assets represent the Company's right to use an underlying asset for the lease term and operating lease liabilities represent its obligation to make lease payments arising from the lease. Operating lease liabilities are recognized based on the present value of the future lease payments over the lease term, discounted at the Company's incremental borrowing rate as the implicit rate in the lease is not readily determinable for most of the Company's leases. The Company estimates the discount rate as its incremental borrowing rate based on qualitative factors including Company specific credit rating, lease term, general economics, and the interest rate environment. For existing leases that commenced prior to the adoption of the amended leasing guidance, the Company determined the discount rate on April 1, 2019 using the full lease term. Operating lease liabilities are recorded in "Current portion of operating lease liabilities" and "Long-term operating lease liabilities," and the corresponding lease assets are recorded in "Operating lease right-of-use assets" in the Company's Consolidated Balance Sheets. Finance lease assets are included in "Property, plant, and equipment, net" and finance lease liabilities are included in "Current portion of long-term debt" and "Long-term debt" in the Company's Consolidated Balance Sheets. As a practical expedient, short-term leases with an initial term of 12 months or less are excluded from the Consolidated Balance Sheets and charges from these leases are expensed as incurred.

As a lessor, the Company primarily leases certain owned equipment, classified as direct financing or sales-type leases, to physician practices.

Refer to Financial Note 10, "Leases," for additional information on the Company's leases.

Goodwill: Goodwill is tested for impairment on an annual basis in the third quarter and more frequently if indicators of potential impairment exist. Impairment testing is conducted at the reporting unit level, which is generally defined as an operating segment or one level below an operating segment (also known as a component), for which discrete financial information is available and segment management regularly reviews the operating results.

The Company applies the goodwill impairment test by comparing the estimated fair value of a reporting unit to its carrying value and recording an impairment charge equal to the amount of excess carrying value above estimated fair value, if any, but not to exceed the amount of goodwill allocated to the reporting unit.

To estimate the fair value of its reporting units, the Company generally uses a combination of the market approach and the income approach. Under the market approach, it estimates fair value by comparing the business to similar businesses, or guideline companies whose securities are actively traded in public markets. Under the income approach, it uses a discounted cash flow ("DCF") model in which cash flows anticipated over future periods, plus a terminal value at the end of that time horizon, are discounted to their present value using an appropriate rate that is commensurate with the risk inherent within the reporting unit. Other estimates inherent in both the market and income approaches include long-term growth rates, projected revenues, and earnings and cash flow forecasts for the reporting units. In addition, the Company compares the aggregate of the reporting units' fair values to the Company's market capitalization as a further corroboration of the fair values. Goodwill testing requires a complex series of assumptions and judgments by management in projecting future operating results, selecting guideline companies for comparisons and assessing risks. The use of alternative assumptions and estimates could affect the fair values and change the impairment determinations.



McKESSON CORPORATION
FINANCIAL NOTES (Continued)

Intangible Assets: Currently all of the Company's intangible assets are subject to amortization and are amortized based on the pattern of their economic consumption or on a straight-line basis over their estimated useful lives, ranging from one to 24 years. The Company reviews intangible assets for impairment at an asset group level whenever events or changes in circumstances indicate that the carrying value of the assets may not be recoverable. Determination of recoverability is based on the lowest level of identifiable estimated future undiscounted cash flows resulting from use of the asset and its eventual disposition. Measurement of any impairment loss is based on the excess of the carrying value of the asset group over its estimated fair market value.

Capitalized Software Held for Internal Use: The Company capitalizes costs of software held for internal use during the application development stage of a project and amortizes those costs using the straight-line method over their estimated useful lives, not to exceed 10 years. As of March 31, 2022 and 2021, capitalized software held for internal use was \$320 million and \$513 million, respectively, net of accumulated amortization of \$1.4 billion, and is included in "Other non-current assets" in the Consolidated Balance Sheets. The decrease in capitalized software held for internal use is primarily due to the planned exit of the Company's European businesses which resulted in an impairment of certain internal-use software that will not be utilized in the future and classification of certain software as held for sale, as discussed in Note 2, "Held for Sale." Costs incurred during the preliminary project and post-implementation stages are expensed as incurred. Amortization expense for capitalized software held for internal use was \$116 million, \$117 million, and \$129 million for the years ended March 31, 2022, 2021, and 2020, respectively.

Insurance Programs: The Company maintains insurance programs through its wholly-owned captive insurance subsidiaries ("Captives") from which it obtains coverage for various exposures, including certain exposures arising from the opioid-related claims of governmental entities against the Company as discussed in more detail in Financial Note 18, "Commitments and Contingent Liabilities," as well as those risks required to be insured by law or contract. It is the Company's policy to retain a significant portion of certain losses, including those related to workers' compensation and comprehensive general, product, and vehicle liability. Provisions for losses expected under insurance programs are recorded based on the Company's estimate of the aggregate liability for claims incurred as well as for claims incurred but not yet reported. Such estimates utilize certain actuarial assumptions followed in the insurance industry. The Captives receive direct premiums, which are eliminated on consolidation against the Company's premium costs within "Selling, distribution, general, and administrative expenses" in the Consolidated Statements of Operations.

Revenue Recognition: Revenue is recognized when an entity satisfies a performance obligation by transferring control of a promised good or service to a customer in an amount that reflects the consideration to which the entity expects to be entitled for that good or service.

Revenues generated from the distribution of pharmaceutical and medical products represent the majority of the Company's revenues. The Company orders product from the manufacturer, receives and carries the product at its central distribution facilities, and delivers the product directly to its customers' warehouses, hospitals, or retail pharmacies. The distribution business primarily generates revenue from a contract related to a confirmed purchase order with a customer in a distribution arrangement. Revenue is recognized when control of goods is transferred to the customer which occurs upon the Company's delivery to the customer or upon customer pick-up. The Company also earns revenues from a variety of other sources including its retail, services, and technology businesses. Retail revenues are recognized at the point of sale. Service revenues, including technology service revenues, are recognized when services are rendered. Revenues derived from distribution and retail business at the point of sale, and revenues derived from services represent approximately 98% and 2% of total revenues for each of the years ended March 31, 2022, 2021, and 2020.



McKESSON CORPORATION
FINANCIAL NOTES (Continued)

Revenues are recorded gross when the Company is the principal in the transaction, has the ability to direct the use of the goods or services prior to transfer to a customer, is responsible for fulfilling the promise to its customer, has latitude in establishing prices, and controls the relationship with the customer. The Company records its revenues net of sales taxes. Revenues are measured based on the amount of consideration that the Company expects to receive, reduced by estimates for return allowances, discounts, and rebates using historical data. Sales returns from customers were approximately \$3.2 billion in 2022 and \$3.1 billion in each of 2021 and 2020. Assets for the right to recover products from customers and the associated refund liabilities for return allowances were not material as of March 31, 2022 and 2021. Shipping and handling costs associated with outbound freight after control over a product has transferred to a customer are accounted for as fulfillment costs. The Company records deferred revenues when payments are received or due in advance of its performance. Deferred revenues are primarily from the Company's services arrangements and are recognized as revenues over the periods when services are performed.

The Company had no material contract assets, contract liabilities, or deferred contract costs recorded in its Consolidated Balance Sheets as of March 31, 2022 and 2021. The Company generally expenses costs to obtain a contract as incurred when the amortization period is less than one year.

Supplier Incentives: Fees for services and other incentives received from suppliers, relating to the purchase or distribution of inventory, are considered product discounts and are generally reported as a reduction to cost of sales.

Supplier Reserves: The Company establishes reserves against amounts due from suppliers relating to various fees for services and price and rebate incentives, including deductions taken against payments otherwise due to it. These reserve estimates are established based on judgment after considering the status of current outstanding claims, historical experience with the suppliers, the specific incentive programs, and any other pertinent information available. The Company evaluates the amounts due from suppliers on a continual basis and adjusts the reserve estimates when appropriate based on changes in facts and circumstances. Adjustments to supplier reserves are generally included in cost of sales unless consideration from the vendor is in exchange for distinct goods or services or for pass-through rebate purchases. The ultimate outcome of any outstanding claims may be different than the Company's estimate. The supplier reserves primarily pertain to the Company's U.S. Pharmaceutical segment.

Income Taxes: The Company accounts for income taxes under the asset and liability method, which requires the recognition of deferred tax assets and liabilities for the expected future tax consequences of events that have been included in the financial statements or the tax returns. Under this method, deferred tax assets and liabilities are determined based on the difference between the financial statements and the tax basis of assets and liabilities using enacted tax rates in effect for the year in which the differences are expected to reverse. Tax benefits from uncertain tax positions are recognized when it is more likely than not that the position will be sustained upon examination, including resolutions of any related appeals or litigation processes, based on the technical merits. The amount recognized is measured as the largest amount of tax benefit that is greater than 50 percent likely of being realized upon effective settlement.

Interest Expense: Interest expense primarily includes interest for the Company's long-term debt obligations, commercial paper, net interest settlements of interest rate swaps, and the amortization of deferred issuance costs and original issue discounts on debt.

Foreign Currency Translation: The reporting currency of the Company and its subsidiaries is the U.S. dollar. Its foreign subsidiaries generally consider their local currency to be their functional currency. Foreign



McKESSON CORPORATION
FINANCIAL NOTES (Continued)

currency-denominated assets and liabilities of these foreign subsidiaries are translated into U.S. dollars at period-end exchange rates, while revenues and expenses are translated at average exchange rates during the corresponding period and stockholders' equity (deficit) accounts are primarily translated at historical exchange rates. Foreign currency translation adjustments are included in "Other comprehensive income, net of tax" in the Consolidated Statements of Comprehensive Income (Loss), and the cumulative effect is included in the stockholders' equity (deficit) section of the Consolidated Balance Sheets. Realized gains and losses from currency exchange transactions are recorded in "Selling, distribution, general, and administrative expenses" in the Consolidated Statements of Operations and were not material in 2022, 2021, or 2020. The Company releases cumulative translation adjustments from stockholders' equity into earnings as a gain or loss only upon a complete or substantially complete liquidation of a controlling interest in a subsidiary or a group of assets within a foreign entity. It also releases all or a pro-rata portion of the cumulative translation adjustments into earnings upon the sale of an equity method investment that is a foreign entity or has a foreign component.

Derivative Financial Instruments: Derivative financial instruments are used principally in the management of foreign currency exchange and interest rate exposures and are recorded in the Consolidated Balance Sheets at fair value. If a derivative is designated as a fair value hedge, the changes in the fair value of the derivative and of the hedged item attributable to the hedged risk are recognized in earnings. The Company uses foreign currency-denominated notes and cross-currency swaps to hedge a portion of its net investment in its foreign subsidiaries. It uses cash flow hedges primarily to reduce the effects of foreign currency exchange rate risk related to intercompany loans denominated in non-functional currencies. If the financial instrument is designated as a cash flow hedge or net investment hedge, the effective portions of changes in the fair value of the derivative are included in "Other comprehensive income, net of tax" in the Consolidated Statements of Comprehensive Income (Loss), and the cumulative effect is included in the stockholders' equity (deficit) section of the Consolidated Balance Sheets. The cumulative changes in fair value are reclassified to the same line as the hedged item in the Consolidated Statements of Operations when the hedged item affects earnings. The Company evaluates hedge effectiveness at inception and on an ongoing basis, and ineffective portions of changes in the fair value of cash flow hedges and net investment hedges are recognized in earnings following the date when ineffectiveness was identified. Derivative instruments not designated as hedges are marked-to-market at the end of each accounting period with the change included in earnings. Refer to Financial Note 15, "Hedging Activities," for additional information.

Comprehensive Income (Loss): Comprehensive income (loss) consists of two components: net income (loss) and other comprehensive income (loss). Other comprehensive income (loss) refers to revenue, expenses, as well as gains and losses that are recorded as an element of stockholders' equity (deficit) but are excluded from earnings. The Company's other comprehensive income (loss) primarily consists of foreign currency translation adjustments from those subsidiaries where the local currency is the functional currency, including gains and losses on net investment hedges, as well as unrealized gains and losses on cash flow hedges and unrealized gains and losses on retirement-related benefit plans.

Noncontrolling Interests and Redeemable Noncontrolling Interests: Noncontrolling interests represent the portion of profit or loss, net assets, and comprehensive income or loss that is not allocable to McKesson Corporation. Net income attributable to noncontrolling interests includes recurring compensation that McKesson is obligated to pay to the noncontrolling shareholders of McKesson Europe AG ("McKesson Europe"), formerly known as Celesio AG, under the domination and profit and loss transfer agreement. Net income attributable to noncontrolling interests also includes third-party equity interests in the Company's consolidated entities including Vantage Oncology Holdings, LLC ("Vantage") and ClarusONE Sourcing Services LLP ("ClarusONE"), which was established between McKesson and Walmart, Inc in 2017. Noncontrolling interests with redemption features, such as put rights, that are not solely within the Company's control are considered



McKESSON CORPORATION
FINANCIAL NOTES (Continued)

redeemable noncontrolling interests. Redeemable noncontrolling interests are presented outside of stockholders' equity (deficit) in the Company's Consolidated Balance Sheets. Refer to Financial Note 8, "Redeemable Noncontrolling Interests and Noncontrolling Interests," for additional information.

Share-Based Compensation: The Company accounts for all share-based compensation transactions at fair value. The share-based compensation expense, for the portion of the awards that is ultimately expected to vest, is recognized on a straight-line basis over the requisite service period. The share-based compensation expense recognized is classified in the Consolidated Statements of Operations in the same manner as cash compensation paid to the Company's employees. Refer to Financial Note 5, "Share-Based Compensation," for additional information.

Loss Contingencies: The Company is subject to various claims, including, but not limited to, claims with customers and vendors, pending and potential legal actions for damages, investigations relating to governmental laws and regulations, and other matters arising out of the normal conduct of its business. When a loss is considered probable and reasonably estimable, the Company records a liability in the amount of its best estimate for the ultimate loss. However, the likelihood of a loss with respect to a particular contingency is often difficult to predict and determining a meaningful estimate of the loss or a range of loss may not be practicable based on the information available and the potential effect of future events and decisions by third parties that will determine the ultimate resolution of the contingency. Moreover, it is not uncommon for such matters to be resolved over many years, during which time relevant developments and new information must be reevaluated at least quarterly to determine both the likelihood of potential loss and whether it is possible to reasonably estimate the loss or a range of possible loss. When a material loss is reasonably possible or probable, but a reasonable estimate cannot be made, disclosure of the proceeding is provided. The Company recognizes legal fees as incurred when the legal services are provided.

The Company reviews all material contingencies at least quarterly to determine whether the likelihood of loss has changed and to assess whether a reasonable estimate of the loss or a range of the loss can be made. As discussed above, development of a meaningful estimate of loss or a range of potential loss is complex when the outcome is directly dependent on negotiations with or decisions by third parties, such as regulatory agencies, the court system, and other interested parties. Refer to Financial Note 18, "Commitments and Contingent Liabilities," for additional information related to ongoing controlled substances claims to which the Company is a party.

Restructuring Charges: Employee severance costs are generally recognized when payments are probable and amounts are reasonably estimable. Costs related to contracts without future benefit or contract termination are recognized at fair value at the earlier of the contract termination or the cease-use dates. Other exit-related costs are expensed as incurred. Refer to Financial Note 3, "Restructuring, Impairment, and Related Charges, Net," for additional information.

Business Combinations: The Company accounts for business combinations using the acquisition method of accounting whereby the identifiable assets and liabilities of the acquired business, as well as any noncontrolling interest in the acquired business, are recorded at their estimated fair values as of the date that the Company obtains control of the acquired business. Any purchase consideration in excess of the estimated fair values of the net assets acquired is recorded as goodwill. Acquisition-related expenses and related restructuring costs are expensed as incurred.

Several valuation methods may be used to determine the fair value of assets acquired and liabilities assumed. For intangible assets, the Company typically uses a method that is a form or variation of the income



McKESSON CORPORATION
FINANCIAL NOTES (Continued)

approach, whereby a forecast of future cash flows attributable to the asset are discounted to present value using a risk-adjusted discount rate. Some of the more significant estimates and assumptions inherent in the income approach include the amount and timing of projected future cash flows, the discount rate selected to measure the risks inherent in the future cash flows, and the assessment of the asset's expected useful life.

Treasury Stock: We record purchases of treasury stock at cost, which is reflected as a reduction to stockholders' equity in the Company's Consolidated Balance Sheets. Incremental direct costs to purchase treasury stock are included in the cost of the shares acquired. Treasury stock also includes shares withheld to satisfy the tax obligations of recipients of share-based compensation.

Recently Adopted Accounting Pronouncements

In the first quarter of 2022, the Company prospectively adopted Accounting Standards Update ("ASU") 2019-12, *Income Taxes (Topic 740): Simplifying the Accounting for Income Taxes*, which eliminates certain exceptions related to the approach for intraperiod tax allocation, the methodology for calculating income taxes in an interim period, and the recognition of deferred tax liabilities for outside basis differences. The guidance also simplifies and clarifies certain other aspects of accounting for income taxes. The adoption of this amended guidance did not have a material impact on the Company's consolidated financial statements or disclosures.

Recently Issued Accounting Pronouncements Not Yet Adopted

There were no recently issued accounting standards that could have a material impact to the Company's financial position, results of operations, cash flows, or notes to the financial statements upon their adoption.

2. Held for Sale

In July 2021, the Company announced its intention to exit its businesses in Europe ("European Divestiture Activities"). These activities, further described below, constitute the majority of the assets and liabilities classified as held for sale as of March 31, 2022. Total assets and liabilities that have met the classification as held for sale were \$4.5 billion and \$4.7 billion, respectively, as of March 31, 2022 and \$12 million and \$9 million, respectively, as of March 31, 2021, primarily included within the Company's International segment. The Company determined that the disposal groups classified as held for sale do not meet the criteria for classification as discontinued operations. During the year ended March 31, 2022, the Company recorded charges totaling \$1.6 billion, primarily to remeasure the assets and liabilities of the disposal groups to fair value less costs to sell. These charges were largely driven by declines in the British pound sterling and the Euro. During the years ended March 31, 2021 and 2020, the Company recorded losses of \$58 million and \$275 million, respectively, related to the contribution of a majority of its German pharmaceutical wholesale business to a joint venture with Walgreens Boots Alliance ("WBA") which was completed on November 1, 2020. These charges in each year were recorded within "Selling, distribution, general, and administrative expenses" in the Consolidated Statements of Operations.

European Divestiture Activities

On July 5, 2021, the Company entered into an agreement to sell certain of its businesses in the European Union ("E.U.") located in France, Italy, Ireland, Portugal, Belgium, and Slovenia, along with its German headquarters and wound-care business, part of a shared services center in Lithuania, and its ownership stake in a joint venture in the Netherlands ("E.U. disposal group") to the PHOENIX Group for a purchase price of €1.2 billion (or, approximately \$1.4 billion) adjusted for certain items, including cash, net debt, and working capital adjustments, and reduced by the value of the noncontrolling interest held by minority shareholders of



McKESSON CORPORATION
FINANCIAL NOTES (Continued)

McKesson Europe AG (“McKesson Europe”) at the transaction closing date. The transaction is anticipated to close within the second half of fiscal year 2023, pursuant to the satisfaction of customary closing conditions, including receipt of regulatory approvals, as applicable.

During the year ended March 31, 2022, the Company recorded charges totaling \$438 million to remeasure the E.U. disposal group to fair value less costs to sell. These charges also included impairments of individual assets, such as certain internal-use software that will not be utilized in the future, prior to adjusting the E.U. disposal group as a whole. The remeasurement adjustment includes net losses of \$151 million related to the accumulated other comprehensive income balances associated with the E.U. disposal group, driven by declines in the Euro. The charges were recorded within “Selling, distribution, general, and administrative expenses” in the Consolidated Statement of Operations. The Company’s measurement of the fair value of the E.U. disposal group was based on the total consideration expected to be received by the Company as outlined in the transaction agreement. Certain components of the total consideration included fair value measurements that fall within Level 3 of the fair value hierarchy.

The total assets and liabilities of the E.U. disposal group that have met the classification of held for sale in the Company’s Consolidated Balance Sheet are as follows:

| <i>(In millions)</i> | <u>March 31, 2022</u> |
|---|-----------------------|
| Assets | |
| Current assets | |
| Receivables, net | \$1,322 |
| Inventories, net | 809 |
| Prepaid expenses and other | 72 |
| Property, plant, and equipment, net | 304 |
| Operating lease right-of-use assets | 224 |
| Intangible assets, net | 267 |
| Other non-current assets | 328 |
| Remeasurement of assets of businesses held for sale to fair value less costs to sell ⁽¹⁾ | <u>(302)</u> |
| Total assets held for sale | <u>\$3,024</u> |
| Liabilities | |
| Current liabilities | |
| Drafts and accounts payable | \$1,826 |
| Current portion of long-term debt | 4 |
| Current portion of operating lease liabilities | 33 |
| Other accrued liabilities | 473 |
| Long-term debt | 11 |
| Long-term deferred tax liabilities | 55 |
| Long-term operating lease liabilities | 180 |
| Other non-current liabilities | <u>138</u> |
| Total liabilities held for sale | <u>\$2,720</u> |

(1) Excludes charges related to the impairment of individual assets, which are primarily comprised of a \$113 million impairment of internally developed software recorded directly against the gross value of the assets impacted.



McKESSON CORPORATION
FINANCIAL NOTES (Continued)

On November 1, 2021, the Company announced an agreement to sell its retail and distribution businesses in the United Kingdom (“U.K. disposal group”) to Aurelius Elephant Limited. In April 2022, the Company entered into an amendment to the agreement for a purchase price of £110 million (or, approximately \$144 million), including certain adjustments. During the year ended March 31, 2022, the Company recorded charges totaling \$1.2 billion, primarily consisting of adjustments to remeasure the U.K. disposal group to fair value less costs to sell. The remeasurement adjustments include a \$734 million loss related to the accumulated other comprehensive income balances associated with the U.K. disposal group, driven by declines in the British pound sterling. The charges were recorded within “Selling, distribution, general, and administrative expenses” in the Consolidated Statement of Operations. The Company’s measurement of the fair value of the U.K. disposal group was based on the total consideration expected to be received by the Company as outlined in the transaction agreement. Certain components of the total consideration included fair value measurements that fall within Level 3 of the fair value hierarchy. The transaction closed on April 6, 2022 and, at closing the buyer assumed and repaid a note payable to the Company of approximately \$118 million.



McKESSON CORPORATION FINANCIAL NOTES (Continued)

The total assets and liabilities of the U.K. disposal group that have met the classification of held for sale in the Company's Consolidated Balance Sheet are as follows:

| <i>(In millions)</i> | <u>March 31, 2022</u> |
|--|-----------------------|
| Assets | |
| Current assets | |
| Cash and cash equivalents | \$ 531 |
| Receivables, net | 931 |
| Inventories, net | 563 |
| Prepaid expenses and other | 50 |
| Property, plant, and equipment, net | 91 |
| Operating lease right-of-use assets | 270 |
| Intangible assets, net | 117 |
| Other non-current assets | 88 |
| Remeasurement of assets of businesses held for sale to fair value less costs to sell | <u>(1,159)</u> |
| Total assets held for sale | <u>\$ 1,482</u> |
| Liabilities | |
| Current liabilities | |
| Drafts and accounts payable | \$ 1,593 |
| Current portion of operating lease liabilities | 50 |
| Other accrued liabilities | 59 |
| Long-term deferred tax liabilities | 16 |
| Long-term operating lease liabilities | 262 |
| Other non-current liabilities | <u>38</u> |
| Total liabilities held for sale | <u>\$ 2,018</u> |

On January 31, 2022, the Company completed the sale of its Austrian business to Quadrifolia Management GmbH in a management-led buyout for a purchase price of €244 million (or, approximately \$276 million), including certain adjustments. The Company divested net assets of the Austrian business of \$272 million, primarily within the International segment, and the buyer assumed a note payable to the Company of approximately \$63 million which was paid to McKesson in the fourth quarter of 2022. During the year ended March 31, 2022, the Company recognized a loss of \$32 million which was recorded within "Selling, distribution, general, and administrative expenses" in the Consolidated Statement of Operations.

German Pharmaceutical Wholesale Joint Venture

On November 1, 2020, the Company completed a transaction with WBA whereby the majority of its German pharmaceutical wholesale business was contributed to a newly formed joint venture in which McKesson had a 30% noncontrolling interest.

Transaction consideration for the contribution included a receivable amount of \$41 million, primarily related to working capital and net debt adjustments from WBA, which was received in the first quarter of 2022.



McKESSON CORPORATION
FINANCIAL NOTES (Continued)

and the 30% interest in the newly formed joint venture. At the transaction date, the carrying value of the equity investment in the joint venture was recorded at its fair value, which was measured using inputs that fell within Level 3 of the fair value hierarchy. The carrying value of the investment in the joint venture was nil as of March 31, 2021. The Company accounted for its interest in the joint venture as an equity method investment within the International segment. The joint venture also assumed a note payable to the Company in the amount of approximately \$291 million as of the transaction date, which was paid to the Company in 2021.

In conjunction with the contribution, the Company recorded losses of \$58 million and \$275 million, respectively, in the years ended March 31, 2021 and 2020, which included adjustments to remeasure the assets and liabilities held for sale to fair value less costs to sell. These charges were included within "Selling, distribution, general, and administrative expenses" in the Consolidated Statements of Operations. The Company's measurement of the fair value of the German pharmaceutical wholesale business disposal group was based on estimates of total consideration to be received by the Company as outlined in the contribution agreement between the Company and WBA.

3. Restructuring, Impairment, and Related Charges, Net

The Company recorded restructuring, impairment, and related charges, net, of \$281 million, \$334 million, and \$268 million in 2022, 2021, and 2020, respectively. These charges are included in "Restructuring, impairment, and related charges, net" in the Consolidated Statements of Operations. In addition, for the years ended March 31, 2021 and 2020, certain charges related to restructuring initiatives were included in "Cost of sales" in the Consolidated Statements of Operations and were not material.

Restructuring Initiatives

During the first quarter of 2022, the Company approved an initiative to increase operational efficiencies and flexibility by transitioning to a partial remote work model for certain employees. This initiative primarily included the rationalization of the Company's office space in North America. Where the Company ceased using office space, it exited the portion of the facility no longer used. It also retained and repurposed certain other office locations. The Company recorded charges of \$124 million for the year ended March 31, 2022, primarily related to lease right-of-use and other long-lived asset impairments, lease exit costs, and accelerated depreciation and amortization. This initiative was substantially complete in 2022 after which immaterial charges will continue to be incurred through the termination date of certain leases.

During the first quarter of 2021, the Company committed to an initiative within the United Kingdom ("U.K."), which is included in the Company's International segment, to further drive operational changes in technologies and business processes, efficiencies, and cost savings. The initiative included reducing the number of retail pharmacy stores, decommissioning obsolete technologies and processes, reorganizing and consolidating certain business operations, and related headcount reductions. Charges incurred for this initiative were not material for the year ended March 31, 2022 and were \$57 million for the year ended March 31, 2021, primarily related to asset impairments and accelerated depreciation expense as well as employee severance and other employee-related costs. This initiative was substantially complete in 2022 and remaining costs the Company expects to record under this initiative are not material.

During the fourth quarter of 2019, the Company committed to certain programs to continue its operating model and cost optimization efforts. The Company continues to implement centralization of certain functions and outsourcing through an expanded arrangement with a third-party vendor to achieve operational efficiency. The programs also include reorganization and consolidation of business operations, related headcount reductions, the



McKESSON CORPORATION
FINANCIAL NOTES (Continued)

further closures of retail pharmacy stores in Europe, and closures of other facilities. The Company recorded charges of \$62 million and \$72 million in 2021 and 2020, respectively, consisting primarily of employee severance, accelerated depreciation expense, and project consulting fees. This initiative was substantially complete in 2021 and remaining costs the Company recorded under this initiative were not material.

As previously announced on November 30, 2018, the Company relocated its corporate headquarters, effective April 1, 2019, from San Francisco, California to Irving, Texas to improve efficiency, collaboration, and cost competitiveness. As a result, the Company recorded charges of \$28 million and \$44 million in 2021 and 2020, respectively, consisting primarily of employee retention expenses, severance, long-lived asset impairments, and accelerated depreciation. The relocation was substantially complete in January 2021 and remaining costs the Company recorded under this initiative, primarily relating to lease costs, were not material.

On April 25, 2018, the Company announced a strategic growth initiative intended to drive long-term incremental profit growth and to increase operational efficiency. The initiative consisted of multiple growth priorities and plans to optimize the Company's operating models and cost structures primarily through centralization, cost management, and outsourcing of certain administrative functions. As part of the growth initiative, the Company committed to implement certain actions including a reduction in workforce, facility consolidation, and store closures. This set of initiatives was substantially complete by the end of 2020 and charges in 2021 were not material. The Company recorded charges of \$15 million in 2020.

Fiscal 2022

Restructuring, impairment, and related charges, net for the year ended March 31, 2022 consisted of the following:

| <i>(In millions)</i> | Year Ended March 31, 2022 | | | | | |
|---|---------------------------|-----------------------------------|----------------------------|---------------|--------------|--------------|
| | U.S. Pharmaceutical | Prescription Technology Solutions | Medical-Surgical Solutions | International | Corporate | Total |
| Severance and employee-related costs, net | \$ 8 | \$ 1 | \$(1) | \$ 8 | \$ (7) | \$ 9 |
| Exit and other-related costs ⁽¹⁾ | 9 | 4 | 5 | 33 | 46 | 97 |
| Asset impairments and accelerated depreciation ⁽²⁾ | 18 | 20 | 5 | 35 | 61 | 139 |
| Total | <u>\$35</u> | <u>\$25</u> | <u>\$ 9</u> | <u>\$76</u> | <u>\$100</u> | <u>\$245</u> |

- (1) Exit and other-related costs consist of accruals for costs to be incurred without future economic benefits, project consulting fees, and other exit costs expensed as incurred. For the Company's International segment, costs primarily relate to optimization programs in Canada, exit-related actions for the Company's European Divestiture Activities, and programs for operating model and cost optimization efforts in the U.K. as described above. For Corporate, primarily represents costs related to the transition to the partial remote work model described above and various other initiatives.
- (2) Costs primarily relate to the transition to the partial remote work model described above.



McKESSON CORPORATION
FINANCIAL NOTES (Continued)

Fiscal 2021

Restructuring, impairment, and related charges, net for the year ended March 31, 2021 consisted of the following:

| <i>(In millions)</i> | Year Ended March 31, 2021 | | | | | |
|--|---------------------------|-----------------------------------|----------------------------|------------------------------|--------------------------|--------------|
| | U.S. Pharmaceutical | Prescription Technology Solutions | Medical-Surgical Solutions | International ⁽¹⁾ | Corporate ⁽²⁾ | Total |
| Severance and employee-related costs, net | \$ 10 | \$ 4 | \$(1) | \$22 | \$ 69 | \$104 |
| Exit and other-related costs ⁽³⁾ | 11 | — | 4 | 17 | 27 | 59 |
| Asset impairments and accelerated depreciation | — | — | 1 | 46 | 9 | 56 |
| Total | <u>\$ 21</u> | <u>\$ 4</u> | <u>\$ 4</u> | <u>\$85</u> | <u>\$105</u> | <u>\$219</u> |

- (1) Primarily represents costs associated with the operating model and cost optimization efforts described above.
- (2) Represents costs associated with the operating model cost optimization efforts and the relocation of the Company's headquarters described above in addition to various other initiatives.
- (3) Exit and other-related costs primarily include project consulting fees.

Fiscal 2020

Restructuring, impairment, and related charges, net for the year ended March 31, 2020 consisted of the following:

| <i>(In millions)</i> | Year Ended March 31, 2020 | | | | | |
|--|------------------------------------|-----------------------------------|---|------------------------------|--------------------------|--------------|
| | U.S. Pharmaceutical ⁽¹⁾ | Prescription Technology Solutions | Medical-Surgical Solutions ⁽²⁾ | International ⁽³⁾ | Corporate ⁽⁴⁾ | Total |
| Severance and employee-related costs, net | \$12 | \$ (1) | \$ 4 | \$ 2 | \$30 | \$ 47 |
| Exit and other-related costs ⁽⁵⁾ | 1 | — | 19 | 13 | 46 | 79 |
| Asset impairments and accelerated depreciation | 10 | — | 1 | 6 | 13 | 30 |
| Total | <u>\$23</u> | <u>\$ (1)</u> | <u>\$24</u> | <u>\$21</u> | <u>\$89</u> | <u>\$156</u> |

- (1) Represents costs associated with dispositions and costs related to the relocation of the Company's corporate headquarters described above.
- (2) Primarily represents costs associated with the growth initiative described above.
- (3) Primarily represents costs associated with the operating model and cost optimization efforts described above.
- (4) Represents costs associated with the growth initiative, operating model cost optimization efforts, and with the relocation of the Company's corporate headquarters described above.
- (5) Exit and other-related costs primarily include project consulting fees.



McKESSON CORPORATION
FINANCIAL NOTES (Continued)

The following table summarizes the activity related to the restructuring liabilities associated with the Company's restructuring initiatives for the years ended March 31, 2022 and 2021:

| <i>(In millions)</i> | U.S. Pharmaceutical | Prescription Technology Solutions | Medical- Surgical Solutions | International | Corporate | Total |
|---|------------------------|---|-----------------------------------|---------------|--------------|---------------|
| Balance, March 31, 2020 | \$ 29 | \$ 1 | \$ 22 | \$ 66 | \$ 39 | \$ 157 |
| Restructuring, impairment, and related charges, net | 21 | 4 | 4 | 85 | 105 | 219 |
| Non-cash charges | — | — | (1) | (46) | (9) | (56) |
| Cash payments | (31) | (1) | (21) | (31) | (75) | (159) |
| Other | — | — | (1) | (8) | (1) | (10) |
| Balance, March 31, 2021 ⁽¹⁾ | <u>19</u> | <u>4</u> | <u>3</u> | <u>66</u> | <u>59</u> | <u>151</u> |
| Restructuring, impairment, and related charges, net | 35 | 25 | 9 | 76 | 100 | 245 |
| Non-cash charges | (18) | (20) | (5) | (35) | (61) | (139) |
| Cash payments | (18) | (6) | (6) | (28) | (29) | (87) |
| Other | (7) | — | — | (23) | (10) | (40) |
| Balance, March 31, 2022 ⁽²⁾ | <u>\$ 11</u> | <u>\$ 3</u> | <u>\$ 1</u> | <u>\$ 56</u> | <u>\$ 59</u> | <u>\$ 130</u> |

(1) As of March 31, 2021, the total reserve balance was \$151 million, of which \$99 million was recorded in "Other accrued liabilities" and \$52 million was recorded in "Other non-current liabilities" in the Company's Consolidated Balance Sheets.

(2) As of March 31, 2022, the total reserve balance was \$130 million, of which \$58 million was recorded in "Other accrued liabilities," \$36 million was recorded in "Liabilities held for sale," and \$36 million was recorded in "Other non-current liabilities" in the Company's Consolidated Balance Sheets.

Long-Lived Asset Impairments

Fiscal 2022

In 2022, the Company recognized charges totaling \$36 million to impair certain long-lived assets within the International segment related to the Company's operations in Denmark and its retail pharmacy businesses in Canada. The Company used an income approach (a DCF method) and a market approach to estimate the fair value of the long-lived assets.

Fiscal 2021

In 2021, the Company recognized charges of \$115 million to impair certain long-lived assets within the Company's International segment. These charges primarily related to long-lived assets associated with the Company's retail pharmacy businesses in Canada and Europe and were due to declines in estimated future cash flows partially driven by a revised outlook regarding the impacts of COVID-19. The Company used both an income approach and a market approach to estimate the fair value of the long-lived assets.

Fiscal 2020

In 2020, the Company recognized charges of \$82 million to impair certain long-lived and intangible assets for its retail pharmacy business in Europe within the Company's International segment. These charges related



McKESSON CORPORATION
FINANCIAL NOTES (Continued)

primarily to intangible assets associated with pharmacy licenses within the U.K. retail business due to a decline in estimated future cash flows driven by additional U.K. government reimbursement reductions communicated in the third quarter of 2020. The Company used a combination of an income approach and a market approach to estimate the fair value of the long-lived and intangible assets.

In 2020, the Company performed an interim impairment test of long-lived and intangible assets for its Rexall Health retail business, within the Company's International segment, due to the decline in the estimated future cash flows primarily driven by lower than expected growth in both prescription volume and sales of non-prescription goods. As a result, the Company recognized a charge of \$30 million to impair certain long-lived and intangible assets, primarily customer relationships. The Company used an income approach for estimating the fair value of the long-lived and intangible assets.

4. Business Acquisitions and Divestitures

Acquisitions

During 2022, 2021, and 2020, the Company did not complete any material acquisitions. For the three years presented, the Company completed several de minimis acquisitions within its operating segments. Financial results for the Company's business acquisitions have been included in the Company's consolidated financial statements since their respective acquisition dates. Purchase prices for business acquisitions have been allocated based on estimated fair values at the respective acquisition dates. Goodwill recognized for business acquisitions is generally not expected to be deductible for tax purposes. However, if the assets of another company are acquired, the goodwill may be deductible for tax purposes.

Divestitures

In July 2021, the Company announced its intention to exit its businesses in Europe. In 2022, the Company entered into agreements to sell the E.U. disposal group and U.K. disposal group and completed the previously announced sale of its Austrian business, as described in Financial Note 2, "Held for Sale." In 2021, the Company contributed the majority of its German pharmaceutical wholesale business to a newly formed joint venture with WBA as discussed in Financial Note 2, "Held for Sale," and, in 2022, sold its interest in the joint venture to WBA, as described in Financial Note 6, "Other Income, Net." In 2020, the Company completed the separation of the Change Healthcare JV, as described below.

Investment in the Change Healthcare Joint Venture

In the fourth quarter of 2017, the Company contributed the majority of its McKesson Technology Solutions businesses to form a joint venture, the Change Healthcare JV, under a contribution agreement between McKesson and Change Healthcare Inc. ("Change") and others, including shareholders of Change. In exchange for the contribution, the Company initially owned approximately 70% of the joint venture, with the remaining equity ownership of approximately 30% held by Change. The Change Healthcare JV was jointly governed by McKesson and shareholders of Change.

On June 27, 2019, common stock and certain other securities of Change began trading on the NASDAQ ("IPO"). Change was a holding company and did not own any material assets or have any operations other than its interest in the Change Healthcare JV. On July 1, 2019, upon the completion of its IPO, Change contributed net cash proceeds it received from its offering of common stock to the Change Healthcare JV in exchange for additional membership interests of the Change Healthcare JV ("LLC Units"). As a result, McKesson's equity interest in the Change Healthcare JV was diluted from approximately 70% to approximately 58.5%. Accordingly,



McKESSON CORPORATION
FINANCIAL NOTES (Continued)

in the second quarter of 2020, the Company recognized a dilution loss of \$246 million, primarily representing the difference between its proportionate share of the IPO proceeds and the dilution effect on the investment's carrying value. This amount was included in "Equity earnings and charges from investment in Change Healthcare Joint Venture" in the Company's Consolidated Statement of Operations for the year ended March 31, 2020.

In the second quarter of 2020, the Company recorded an other-than-temporary impairment ("OTTI") charge of \$1.2 billion to its investment in the Change Healthcare JV, representing the difference between the carrying value of the Company's investment and the fair value derived from the corresponding closing price of Change's common stock at September 30, 2019. This charge was included in "Equity earnings and charges from investment in Change Healthcare Joint Venture" in the Company's Consolidated Statement of Operations for the year ended March 31, 2020.

Separation of the Change Healthcare Joint Venture

On March 10, 2020, the Company completed the separation of its interest in the Change Healthcare JV. The separation was affected through the split-off of PF2 SpinCo, Inc. ("SpinCo"), a wholly-owned subsidiary of the Company that held all of the Company's interest in the Change Healthcare JV, to certain of the Company's stockholders through an exchange offer ("Split-off"), followed by the merger of SpinCo with and into Change, with Change surviving the merger ("Merger").

In connection with the Split-off, on March 9, 2020, the Company distributed all 176.0 million outstanding shares of common stock of SpinCo to participating holders of the Company's common stock in exchange for 15.4 million shares of McKesson common stock which now are held as treasury stock on the Company's Consolidated Balance Sheets. Refer to Financial Note 19, "Stockholders' Equity (Deficit)," for more information. Following consummation of the exchange offer, on March 10, 2020, SpinCo was merged with and into Change Healthcare, and each share of SpinCo common stock converted into one share of Change common stock, par value \$0.001 per share, with cash being paid in lieu of fractional shares of Change common stock. The Split-off and the Merger are intended to be generally tax-free transactions for U.S. federal income tax purposes. Following the Split-off, the Company does not beneficially own any of Change's outstanding securities. In the fourth quarter of 2020, the Company recognized a net gain of \$414 million related to the transaction which is included under the caption "Equity earnings and charges from investment in Change Healthcare Joint Venture" in the Company's Consolidated Statement of Operations for the year ended March 31, 2020. The net gain was calculated as follows:

(In millions, except per share data)

| | |
|---|---------------|
| Fair value of McKesson common stock accepted (15.4 million shares at \$131.97 per share on March 9, 2020) | \$ 2,036 |
| Investment in the Change Healthcare JV at exchange date | (2,096) |
| Reversal of deferred tax liability ⁽¹⁾ | 521 |
| Release of accumulated other comprehensive loss attributable to the joint venture | (24) |
| Less: Transaction costs incurred | (23) |
| Net gain on split-off of the Change Healthcare JV | <u>\$ 414</u> |

(1) Under the agreement with the Change Healthcare JV, McKesson, Change, and certain subsidiaries of the Change Healthcare JV, there may be changes in future periods to the amount reversed as the relevant periods are audited by tax authorities. Any such change is not expected to have a material impact on the Company's consolidated financial statements.



McKESSON CORPORATION
FINANCIAL NOTES (Continued)

Equity Method Investment in the Change Healthcare Joint Venture

Until the separation of the Company's interest in the Change Healthcare JV, this investment was accounted for using the equity method of accounting. Effective April 1, 2019, the Change Healthcare JV adopted the amended revenue recognition guidance and, in the first quarter of 2020, the Company recorded its proportionate share of the joint venture's adoption impact of the amended revenue recognition guidance of approximately \$80 million, net of tax, in the Company's opening retained earnings.

Excluding the OTTI and transaction-related items described above, the Company recorded its proportionate share of loss from its investment in the Change Healthcare JV of \$119 million in 2020, which includes transaction and integration expenses incurred by the Change Healthcare JV and basis differences between the joint venture and McKesson, including amortization of fair value adjustments primarily representing incremental intangible amortization and removal of profit associated with the recognition of deferred revenue. This amount was recorded under the caption "Equity earnings and charges from investment in Change Healthcare Joint Venture" in the Company's Consolidated Statement of Operations for the year ended March 31, 2020.

Related Party Transactions

In connection with the formation of the Change Healthcare JV, McKesson, the Change Healthcare JV, and certain shareholders of Change entered into various ancillary agreements, including a transition services agreement ("TSA"), a transaction and advisory fee agreement ("Advisory Agreement"), a tax receivable agreement ("TRA") and certain other agreements. The Advisory Agreement was terminated in 2020 and fees incurred or earned from the agreement were not material for 2020. Fees incurred or earned from the TSA were not material in 2022 nor 2021 and were \$22 million in 2020.

Under the TRA, McKesson had the ability to adjust the manner in which certain depreciation or amortization deductions are allocated among Change and McKesson. McKesson exercised its right under the agreement and allocated certain depreciation and amortization deductions to Change for the tax year ended March 31, 2020.

After McKesson's separation of its interest in the Change Healthcare JV, the aforementioned TRA agreement requires the Change Healthcare JV to pay McKesson 85% of the net cash tax savings realized, or deemed to be realized, by Change resulting from the depreciation or amortization allocated to Change by McKesson. The receipt of any payments from the Change Healthcare JV under the TRA is dependent upon Change benefiting from this depreciation or amortization in future tax return filings. This creates uncertainty over the amount, timing, and probability of the gain recognized. As such, the Company accounts for the TRA as a gain contingency, with no receivable recognized as of March 31, 2022 or 2021.

5. Share-Based Compensation

The Company provides share-based compensation to its employees, officers, and non-employee directors, including restricted stock units ("RSUs"), performance-based stock units ("PSUs"), stock options, and an employee stock purchase plan ("ESPP") (collectively, "share-based awards"). Most of the share-based awards are granted in the first quarter of each fiscal year.

Compensation expense for the share-based awards is recognized for the portion of awards ultimately expected to vest. The Company estimates the number of share-based awards that will ultimately vest primarily based on historical experience. The estimated forfeiture rate established upon grant is re-assessed throughout the requisite service period and is adjusted when actual forfeitures occur. The actual forfeitures in future reporting periods could be higher or lower than current estimates.



McKESSON CORPORATION
FINANCIAL NOTES (Continued)

Compensation expense is classified in the Consolidated Statements of Operations in the same manner as cash compensation paid to the Company's employees.

Impact on Net Income

The components of share-based compensation expense and related tax benefits are as follows:

| <i>(In millions)</i> | Years Ended March 31, | | |
|---|------------------------------|--------------|--------------|
| | 2022 | 2021 | 2020 |
| Restricted stock unit awards ⁽¹⁾ | \$148 | \$137 | \$104 |
| Stock options | 2 | 4 | 7 |
| Employee stock purchase plan | 11 | 10 | 8 |
| Share-based compensation expense | 161 | 151 | 119 |
| Tax benefit for share-based compensation expense ⁽²⁾ | (35) | (23) | (18) |
| Share-based compensation expense, net of tax | <u>\$126</u> | <u>\$128</u> | <u>\$101</u> |

(1) Includes compensation expense recognized for RSUs and PSUs.

(2) Income tax benefit is computed using the tax rates of applicable tax jurisdictions. Additionally, a portion of compensation expense is not tax-deductible. Income tax expense for 2022, 2021, and 2020 included discrete income tax expense of \$10 million, \$2 million, and \$2 million, respectively.

Stock Plans

In July 2013, the Company's stockholders approved the 2013 Stock Plan to replace the 2005 Stock Plan. Under these stock plans, the Company may issue restricted stock, RSUs, PSUs, stock options, and other share-based awards to selected employees, officers, and non-employee directors. The 2013 Stock Plan reserves 30 million shares plus unused reserved shares under the 2005 Stock Plan. As of March 31, 2022, 19 million shares remain available for future grant under the 2013 Stock Plan.

Restricted Stock Unit Awards

RSUs entitle the holder to receive a specified number of shares of the Company's common stock which vest over a period of generally three to four years as determined by the Compensation Committee at the time of grant. The fair value of the award is determined based on the price of the Company's common stock on the grant date and the related compensation expense is recognized over the vesting period on a straight-line basis.

Non-employee directors receive an annual grant of RSUs, which vest immediately and are expensed upon grant. The director may elect to receive the underlying shares immediately or defer receipt of the shares if they meet director stock ownership guidelines. The shares will be automatically deferred for those directors who do not meet the director stock ownership guidelines. At March 31, 2022, approximately 57,000 RSUs for the Company's directors are vested.

PSUs are conditional upon the attainment of market and performance objectives over a specified period. The number of vested PSUs is assessed at the end of a three-year performance period upon attainment of meeting certain earnings per share targets, average return on invested capital, and for certain participants, total shareholder return relative to a peer group of companies and, for special PSUs granted in 2019, meeting certain cumulative operating profit metrics. The Company uses the Monte Carlo simulation model to measure the fair



McKESSON CORPORATION
FINANCIAL NOTES (Continued)

value of the total shareholder return portion of the PSUs. The earnings per share portion of the PSUs is measured at the grant date market price. PSUs have a requisite service period of generally three years. Expense is attributed to the requisite service period on a straight-line basis based on the fair value of the PSUs, adjusted for the performance modifier at the end of each reporting period. For PSUs that are designated as equity awards, the fair value is measured at the grant date.

The weighted-average assumptions used in the Monte Carlo valuations are as follows:

| | Years Ended March 31, | | |
|---------------------------------|------------------------------|-------------|-------------|
| | 2022 | 2021 | 2020 |
| Expected stock price volatility | 35% | 36% | 30% |
| Expected dividend yield | 0.9% | 1.1% | 1.3% |
| Risk-free interest rate | 0.3% | 0.2% | 2.2% |
| Expected life (in years) | 3 | 3 | 3 |

The following table summarizes activity for restricted stock unit awards (RSUs and PSUs) during 2022:

| <i>(In millions, except per share data)</i> | Shares | Weighted-Average Grant Date Fair Value Per Share |
|---|---------------|---|
| | | |
| Nonvested, March 31, 2021 | 3 | \$142.13 |
| Granted | 1 | 200.64 |
| Cancelled | — | 142.40 |
| Vested | (1) | 141.16 |
| Nonvested, March 31, 2022 | 3 | \$160.47 |

The following table provides data related to restricted stock unit award activity:

| <i>(In millions)</i> | Years Ended March 31, | | |
|--|------------------------------|-------------|-------------|
| | 2022 | 2021 | 2020 |
| Total fair value of shares vested | \$144 | \$ 79 | \$ 67 |
| Total compensation cost, net of estimated forfeitures, related to nonvested restricted stock unit awards not yet recognized, pre-tax | \$165 | \$147 | \$155 |
| Weighted-average period in years over which restricted stock unit award cost is expected to be recognized | 2 | 2 | 3 |

Stock Options

Stock options are granted with an exercise price at no less than the fair market value and those options granted under the stock plans generally have a contractual term of seven years and follow a four-year vesting schedule. The Company did not grant any stock options during the years ended March 31, 2022, 2021, and 2020.

Compensation expense for stock options is recognized on a straight-line basis over the requisite service period and is based on the grant-date fair value for the portion of the awards that is ultimately expected to vest.



McKESSON CORPORATION
FINANCIAL NOTES (Continued)

The Company uses the Black-Scholes options-pricing model to estimate the fair value of its stock options. Once the fair value of an employee stock option is determined, current accounting practices do not permit it to be changed, even if the estimates used are different from actual.

The following is a summary of stock options outstanding at March 31, 2022:

| Range of Exercise Prices | Options Outstanding | | | Options Exercisable | |
|--------------------------|---|---|---------------------------------|---|---------------------------------|
| | Number of Options Outstanding at Year End (In millions) | Weighted-Average Remaining Contractual Life (Years) | Weighted-Average Exercise Price | Number of Options Exercisable at Year End (In millions) | Weighted-Average Exercise Price |
| \$123.98 – \$159.00 | 1 | 3 | \$150.35 | 1 | \$152.20 |
| 159.00 – 237.86 | — | 1 | 201.56 | — | 201.56 |
| | <u>1</u> | | | <u>1</u> | |

The following table summarizes stock option activity during 2022:

| <i>(In millions, except per share data)</i> | Shares | Weighted-Average Exercise Price | Weighted-Average Remaining Contractual Term (Years) | Aggregate Intrinsic Value ⁽²⁾ |
|---|------------|---------------------------------|---|--|
| Outstanding, March 31, 2021 | 2 | \$183.29 | 2 | \$ 36 |
| Granted | — | — | | |
| Cancelled | — | 207.92 | | |
| Exercised | <u>(1)</u> | 190.96 | | |
| Outstanding, March 31, 2022 | 1 | \$175.23 | 2 | \$114 |
| Vested and expected to vest ⁽¹⁾ | 1 | \$175.23 | 2 | \$114 |
| Vested and exercisable, March 31, 2022 | 1 | 178.48 | 2 | 101 |

(1) The number of options expected to vest takes into account an estimate of expected forfeitures.

(2) The intrinsic value is calculated as the difference between the period-end market price of the Company's common stock and the exercise price of "in-the-money" options.

The following table provides data related to stock option activity:

| <i>(In millions, except per share data)</i> | Years Ended March 31, | | |
|--|-----------------------|-------|-------|
| | 2022 | 2021 | 2020 |
| Weighted-average grant date fair value per stock option | \$ — | \$ — | \$ — |
| Aggregate intrinsic value on exercise | \$ 28 | \$ 5 | \$ 17 |
| Cash received upon exercise | \$ 157 | \$ 38 | \$ 66 |
| Tax benefits realized related to exercise | \$ 5 | \$ 4 | \$ 4 |
| Total fair value of stock options vested | \$ 5 | \$ 10 | \$ 16 |
| Total compensation cost, net of estimated forfeitures, related to unvested stock options not yet recognized, pre-tax | \$ — | \$ 2 | \$ 6 |
| Weighted-average period in years over which stock option compensation cost is expected to be recognized | | 0 | 2 |



McKESSON CORPORATION
FINANCIAL NOTES (Continued)

Employee Stock Purchase Plan

The Company has an ESPP under which 21 million shares have been authorized for issuance. The ESPP allows eligible employees to purchase shares of the Company's common stock through payroll deductions. The deductions occur over three-month purchase periods and the shares are then purchased at 85% of the market price at the end of each purchase period. Employees are allowed to terminate their participation in the ESPP at any time during the purchase period prior to the purchase of the shares. The 15% discount provided to employees on these shares is included in compensation expense. The shares related to funds outstanding at the end of a quarter are included in the calculation of diluted weighted-average shares outstanding. These amounts have not been significant for all the years presented. The Company recognizes costs for employer matching contributions as ESPP expense over the relevant purchase period. Shares issued under the ESPP were not material in 2022, 2021, and 2020. At March 31, 2022, 2 million shares remain available for issuance.

6. Other Income, Net

Other income, net consists of the following:

| <i>(In millions)</i> | Years Ended March 31, | | |
|--|------------------------------|--------------|--------------|
| | 2022 | 2021 | 2020 |
| Interest income | \$ 10 | \$ 12 | \$ 49 |
| Equity in earnings, net ⁽¹⁾ | 43 | 48 | 36 |
| Net gains on investments in equity securities ⁽²⁾ | 98 | 133 | 17 |
| Actuarial gains (losses) from pension plans ⁽³⁾ | 5 | — | (127) |
| Other, net ⁽⁴⁾ | 103 | 30 | 37 |
| Total | <u>\$259</u> | <u>\$223</u> | <u>\$ 12</u> |

- (1) Primarily recorded within the Company's International segment.
- (2) Represents net realized and unrealized gains on the Company's investments in equity securities of certain U.S. growth stage companies in the healthcare industry. These net gains primarily relate to mark-to-market adjustments for investments which are measured at fair value based on changes in the observable price of the securities and realized gains on disposal of certain of these investments. Refer to Financial Note 16, "Fair Value Measurements" and Financial Note 21, "Segments of Business" for more information.
- (3) The year ended March 31, 2020 includes \$116 million from the termination of the U.S. defined benefit pension plan and \$11 million related to a settlement from the executive benefit retirement plan for a retired executive. Refer to Financial Note 14, "Pension Benefits" for more information.
- (4) Includes a gain of \$42 million for the year ended March 31, 2022 as part of the completed sale of the Company's 30% interest in its German pharmaceutical wholesale joint venture to WBA. Other, net for all periods presented also includes income recognized from finance charges to customers primarily for late fees.

7. Income Taxes

| <i>(In millions)</i> | Years Ended March 31, | | |
|---|------------------------------|------------------|----------------|
| | 2022 | 2021 | 2020 |
| Income (loss) from continuing operations before income taxes | | | |
| U.S. | \$1,944 | \$(6,019) | \$ 216 |
| Foreign | (16) | 985 | 928 |
| Income (loss) from continuing operations before income taxes | <u>\$1,928</u> | <u>\$(5,034)</u> | <u>\$1,144</u> |



McKESSON CORPORATION
FINANCIAL NOTES (Continued)

Income tax expense (benefit) related to continuing operations consists of the following:

| <i>(In millions)</i> | Years Ended March 31, | | |
|------------------------------|------------------------------|----------------|--------------|
| | 2022 | 2021 | 2020 |
| Current | | | |
| Federal | \$233 | \$ (15) | \$ 170 |
| State | 129 | 47 | 48 |
| Foreign | 240 | 181 | 142 |
| Total current | 602 | 213 | 360 |
| Deferred | | | |
| Federal | 88 | (562) | (204) |
| State | (16) | (204) | (105) |
| Foreign | (38) | (142) | (33) |
| Total deferred | 34 | (908) | (342) |
| Income tax expense (benefit) | <u>\$636</u> | <u>\$(695)</u> | <u>\$ 18</u> |

The Company reported an income tax expense (benefit) rate of 33.0%, (13.8)%, and 1.6% in 2022, 2021, and 2020. Fluctuations in the Company's reported income tax rates are primarily due to non-cash charges related to remeasuring the value of certain of its European businesses to fair value less costs to sell in 2022, the impact of opioid-related claims, including charges of \$8.1 billion (\$6.8 billion after-tax) in 2021, the impact of the Change Healthcare joint venture divestiture in 2020, and changes in the mix of earnings between various taxing jurisdictions.

The reconciliation of income tax expense (benefit) and the amount computed by applying the statutory federal income tax rate of 21.0% to income before income taxes is as follows:

| <i>(In millions)</i> | Years Ended March 31, | | |
|--|------------------------------|-----------------|--------------|
| | 2022 | 2021 | 2020 |
| Income tax expense (benefit) at federal statutory rate | \$ 405 | \$(1,057) | \$240 |
| State income taxes, net of federal tax benefit | 83 | (206) | (41) |
| Tax effect of foreign operations | (186) | (77) | (81) |
| Unrecognized tax benefits and settlements | (26) | 41 | (7) |
| Opioid-related litigation and claims | 38 | 715 | — |
| Net tax benefit on intellectual property transfer | — | (105) | — |
| Tax-free gain on investment exit ⁽¹⁾ | — | — | (87) |
| E.U. disposal transaction loss | 345 | — | — |
| Capital loss carryback | — | — | (19) |
| Other, net ⁽²⁾ | (23) | (6) | 13 |
| Income tax expense (benefit) | <u>\$ 636</u> | <u>\$(695)</u> | <u>\$ 18</u> |

(1) Refer to Financial Note 4, "Business Acquisitions and Divestitures," for additional information regarding the separation of the Change Healthcare JV.

(2) The Company's effective tax rates were impacted by other favorable U.S. federal permanent differences including research and development credits of \$4 million, \$5 million, and \$7 million in 2022, 2021, and 2020.



McKESSON CORPORATION
FINANCIAL NOTES (Continued)

During the year ended March 31, 2022, the Company recorded non-deductible, non-cash pre-tax charges of \$438 million primarily to remeasure the E.U. disposal group to fair value less costs to sell, and \$1.2 billion to remeasure the U.K. disposal group, as described in Financial Note 2, "Held for Sale."

The Company's reported income tax rates for 2021 and 2020 were unfavorably impacted by non-deductible, non-cash charges of \$58 million and \$275 million, respectively, primarily to remeasure the carrying value of assets and liabilities held for sale related to the formation of a new German pharmaceutical wholesale joint venture within the Company's International segment. Refer to Financial Note 2, "Held for Sale," for more information.

The Company's reported income tax rates for 2022 and 2021 were impacted by the charge for pending and future opioid-related claims of \$274 million (\$237 million after-tax) and \$8.1 billion (\$6.8 billion after-tax), respectively, as described further in Financial Note 18, "Commitments and Contingent Liabilities."

During 2021, the Company sold intellectual property between wholly-owned legal entities within McKesson that are based in different tax jurisdictions. The transferor entity recognized a gain on the sale of assets which was not subject to income tax in its local jurisdiction; such gains were eliminated upon consolidation. The acquiring entities of the intellectual property were entitled to amortize the purchase price of the assets for tax purposes. In accordance with ASU 2016-16, "Intra-Entity Transfers of Assets Other Than Inventory," discrete tax benefits of \$105 million was recognized for 2021, with a corresponding increase to a deferred tax assets for the temporary difference arising from the buyer's excess tax basis.

On March 10, 2020, the Company completed the previously announced separation of its interest in the Change Healthcare JV as described in Financial Note 4, "Business Acquisitions and Divestitures." The Company's reported income tax expense rate for 2020 was favorably impacted by this transaction given that it was intended to generally be a tax-free split-off for U.S. federal income tax purposes. In the fourth quarter of 2020, the Company recognized a net gain for financial reporting purposes of \$414 million related to the separation transaction.



McKESSON CORPORATION
FINANCIAL NOTES (Continued)

Deferred tax balances consisted of the following:

| <i>(In millions)</i> | March 31, | |
|---|------------------|-------------|
| | 2022 | 2021 |
| Assets | | |
| Receivable allowances | \$ 49 | \$ 69 |
| Opioid-related litigation and claims | 755 | 724 |
| Compensation and benefit related accruals | 285 | 305 |
| Net operating loss and credit carryforwards | 739 | 974 |
| Lease obligations | 422 | 539 |
| Other | 83 | 115 |
| Subtotal | 2,333 | 2,726 |
| Less: valuation allowance | (726) | (864) |
| Total assets | 1,607 | 1,862 |
| Liabilities | | |
| Inventory valuation and other assets | (1,993) | (1,939) |
| Fixed assets and systems development costs | (184) | (196) |
| Intangibles | (233) | (411) |
| Lease right-of-use assets | (401) | (505) |
| Other | (17) | (37) |
| Total liabilities | (2,828) | (3,088) |
| Net deferred tax liability | \$(1,221) | \$(1,226) |
| Long-term deferred tax asset | \$ 197 | \$ 185 |
| Long-term deferred tax liability | (1,418) | (1,411) |
| Net deferred tax liability | \$(1,221) | \$(1,226) |

Excluded from the amounts above were \$48 million of net deferred tax liabilities which were classified as held for sale for European divestitures at March 31, 2022, as discussed in Financial Note 2, "Held for Sale."

The Company assesses the available positive and negative evidence to determine whether deferred tax assets are more likely than not to be realized. As a result of this assessment, valuation allowances have been recorded on certain deferred tax assets in various tax jurisdictions. The valuation allowances were approximately \$726 million and \$864 million in 2022 and 2021, respectively, and primarily relate to net operating and capital losses incurred in certain tax jurisdictions for which no tax benefit was recognized. The decrease in the valuation allowance of \$138 million in the current year relates primarily to classification of deferred tax balances as held for sale for European divestitures, as discussed in Financial Note 2, "Held for Sale," partially offset by the net operating losses incurred and deferred tax movements in certain tax jurisdictions for which no tax benefit was recognized.

The Company has federal, state, and foreign net operating loss carryforwards of \$303 million, \$3.9 billion, and \$1.5 billion at March 31, 2022, respectively. Federal and state net operating losses will expire at various dates from 2023 through 2042. Substantially all its foreign net operating losses have indefinite lives. In addition, the Company has foreign capital loss carryforwards of \$785 million with indefinite lives.



McKESSON CORPORATION FINANCIAL NOTES (Continued)

The following table summarizes the activity related to the Company's gross unrecognized tax benefits for the last three years:

| <i>(In millions)</i> | Years Ended March 31, | | |
|---|-----------------------|----------------|---------------|
| | 2022 | 2021 | 2020 |
| Unrecognized tax benefits at beginning of period | \$1,754 | \$ 958 | \$1,052 |
| Additions based on tax positions related to prior years | 14 | 53 | 20 |
| Reductions based on tax positions related to prior years | (131) | (5) | (168) |
| Additions based on tax positions related to current year | 14 | 755 | 82 |
| Reductions based on settlements | (20) | (8) | (8) |
| Reductions based on the lapse of the applicable statutes of limitations | (102) | (12) | (13) |
| Exchange rate fluctuations | (6) | 13 | (7) |
| Unrecognized tax benefits at end of period | <u>\$1,523</u> | <u>\$1,754</u> | <u>\$ 958</u> |

As of March 31, 2022, the Company had \$1.5 billion of unrecognized tax benefits, of which \$1.3 billion would reduce income tax expense and the effective tax rate, if recognized. The decrease in unrecognized tax benefits in 2022 compared to 2021 is primarily attributable to statute of limitation expirations in various taxing jurisdictions and the reclassification of \$23 million of unrecognized tax benefits as held for sale for European divestitures, as discussed in Financial Note 2, "Held for Sale." The increase in unrecognized tax benefits in 2021 compared to 2020 is primarily attributable to uncertainty in connection with the deductibility of opioid-related litigation and claims. Because many uncertainties associated with any potential settlement arrangements or other resolutions of opioid claims including provisions related to deductibility have not been finalized, the actual amount of the tax benefit related to uncertain tax positions may differ from these estimates. Refer to Financial Note 18, "Commitments and Contingent Liabilities," for more information.

During the next twelve months, it is reasonably possible that the Company's unrecognized tax benefit may decrease by as much as \$170 million due to settlements of tax examinations and statute of limitations expirations in the U.S. federal and state jurisdictions and in foreign jurisdictions. However, this amount may change as the Company continues to have ongoing negotiations with various taxing authorities throughout the year.

The Company reports interest and penalties on income taxes as income tax expense. It recognized income tax expense of \$8 million, \$9 million, and \$23 million in 2022, 2021, and 2020, respectively, representing interest and penalties, in its Consolidated Statements of Operations. As of March 31, 2022 and 2021, it accrued \$108 million and \$101 million, cumulatively, in interest and penalties on unrecognized tax benefits.

The Company files income tax returns in the U.S. federal jurisdiction, various U.S. state jurisdictions, and various foreign jurisdictions. The Internal Revenue Service ("IRS") is currently examining the Company's U.S. corporation income tax returns for 2018 and 2019. The Company is generally subject to audit by taxing authorities in various U.S. states and in foreign jurisdictions for fiscal years 2014 through the current fiscal year.

Undistributed earnings of the Company's foreign operations of approximately \$5.0 billion were considered indefinitely reinvested at March 31, 2022. Following enactment of the 2017 Tax Act, the repatriation of cash to the U.S. is generally no longer taxable for federal income tax purposes. However, the repatriation of cash held outside the U.S. could be subject to applicable foreign withholding taxes and state income taxes. The Company may remit foreign earnings to the U.S. to the extent it is tax efficient to do so. It does not expect the tax impact from remitting these earnings to be material.



McKESSON CORPORATION
FINANCIAL NOTES (Continued)

8. Redeemable Noncontrolling Interests and Noncontrolling Interests

Redeemable Noncontrolling Interests

The Company's redeemable noncontrolling interests primarily related to its consolidated subsidiary, McKesson Europe. Under the December 2014 domination and profit and loss transfer agreement (the "Domination Agreement"), the noncontrolling shareholders of McKesson Europe are entitled to receive an annual recurring compensation amount of €0.83 per share. As a result, during 2022, 2021, and 2020, the Company recorded a total attribution of net income to the noncontrolling shareholders of McKesson Europe of \$8 million, \$43 million, and \$42 million, respectively. All amounts were recorded in "Net income attributable to noncontrolling interests" in the Company's Consolidated Statements of Operations and the corresponding liability balance was recorded in "Other accrued liabilities" in the Company's Consolidated Balance Sheets.

Under the Domination Agreement, the noncontrolling shareholders of McKesson Europe had a right to put ("Put Right") their noncontrolling shares at €22.99 per share, increased annually for interest in the amount of five percentage points above a base rate published by the German Bundesbank semi-annually, less any compensation amount or guaranteed dividend already paid by McKesson with respect to the relevant time period ("Put Amount").

Subsequent to the Domination Agreement's registration, certain noncontrolling shareholders of McKesson Europe initiated appraisal proceedings ("Appraisal Proceedings") with the Stuttgart Regional Court to challenge the adequacy of the Put Amount, annual recurring compensation amount, and/or the guaranteed dividend. During the pendency of the Appraisal Proceedings, such amount was paid as specified in the Domination Agreement. On September 19, 2018, that court ruled that the Put Amount shall be increased by €0.51 resulting in an adjusted Put Amount of €23.50. The annual recurring compensation amount and/or the guaranteed dividend remained unadjusted. Noncontrolling shareholders of McKesson Europe appealed this decision. McKesson Europe Holdings GmbH & Co. KGaA also appealed the decision. On April 12, 2021, the Company received notice that the Stuttgart Court of Appeals ruled that the Put Amount remained at €22.99, thereby rejecting the lower court's increase, and the recurring compensation remained at €0.83 per share.

Exercises of the Put Right reduced the balance of redeemable noncontrolling interests. The redeemable noncontrolling interest was adjusted each period for the proportion of other comprehensive income or loss, primarily due to changes in foreign currency exchange rates, attributable to the noncontrolling shareholders.

During 2022 and 2021, the Company paid \$1.0 billion and \$49 million, respectively, to purchase 34.5 million and 1.8 million shares, respectively, of McKesson Europe through exercises of the Put Right by the noncontrolling shareholders. This decreased the carrying value of the noncontrolling interests by \$983 million and \$49 million, respectively, and the Company recorded the associated effect of the increase in the Company's ownership interest of \$178 million and \$3 million, respectively, as an increase to McKesson stockholders' additional paid-in capital. During 2020, there were no material exercises of the Put Right. The Put Right expired on June 15, 2021, at which point the remaining shares owned by the minority shareholders, with a carrying value of \$287 million, were transferred from "Redeemable noncontrolling interests" to "Noncontrolling interests" in the Consolidated Balance Sheet.

Prior to the expiration of the Put Right, the balance of the redeemable noncontrolling interests was reported at the greater of its carrying value or its maximum redemption value at each reporting date. At March 31, 2021, the carrying value of redeemable noncontrolling interests of \$1.3 billion exceeded the maximum redemption value of \$1.2 billion and the Company owned approximately 78% of McKesson Europe's outstanding common shares.



McKESSON CORPORATION
FINANCIAL NOTES (Continued)

Noncontrolling Interests

Noncontrolling interests represent third-party equity interests in the Company's consolidated entities primarily related to ClarusONE Sourcing Services LLP, and Vantage Oncology Holdings, LLC. As discussed above, after June 15, 2021, noncontrolling interests also include minority shareholder equity interests in McKesson Europe. Noncontrolling interests in the Company's Consolidated Balance Sheets were \$480 million and \$196 million at March 31, 2022 and 2021, respectively.

At March 31, 2022, the Company owned approximately 95% of McKesson Europe's outstanding common shares. The Company's noncontrolling interest in McKesson Europe will be included in the sale of the E.U. disposal group, as discussed in Financial Note 2, "Held for Sale." During 2022, 2021, and 2020, the Company allocated a total of \$165 million, \$156 million, and \$178 million of net income to noncontrolling interests, respectively.



McKESSON CORPORATION
FINANCIAL NOTES (Continued)

Changes in redeemable noncontrolling interests and noncontrolling interests for the years ended March 31, 2022, 2021, and 2020 were as follows:

| <i>(In millions)</i> | Noncontrolling Interests | Redeemable Noncontrolling Interests |
|---|-------------------------------------|--|
| Balance, March 31, 2019 | \$ 193 | \$1,393 |
| Net income attributable to noncontrolling interests | 178 | 42 |
| Other comprehensive income | — | 3 |
| Reclassification of recurring compensation to other accrued liabilities | — | (42) |
| Payments to noncontrolling interests | (154) | — |
| Other | — | 6 |
| Balance, March 31, 2020 | 217 | 1,402 |
| Net income attributable to noncontrolling interests | 156 | 43 |
| Other comprehensive loss | — | (79) |
| Reclassification of recurring compensation to other accrued liabilities | — | (43) |
| Payments to noncontrolling interests | (177) | — |
| Exercises of Put Right | — | (49) |
| Other | — | (3) |
| Balance, March 31, 2021 | 196 | 1,271 |
| Net income attributable to noncontrolling interests | 165 | 8 |
| Other comprehensive income (loss) | (4) | 3 |
| Reclassification of recurring compensation to other accrued liabilities | (7) | (8) |
| Payments to noncontrolling interests | (155) | — |
| Exercises of Put Right | — | (983) |
| Reclassification of McKesson Europe redeemable noncontrolling interests | 287 | (287) |
| Other | (2) | (4) |
| Balance, March 31, 2022 | <u>\$ 480</u> | <u>\$ —</u> |

9. Earnings (Loss) Per Common Share

Basic earnings (loss) per common share are computed by dividing net income (loss) by the weighted-average number of common shares outstanding during the reporting period. The computation of diluted earnings (loss) per common share is similar to that of basic earnings (loss) per common share, except that the former reflects the potential dilution that could occur if dilutive securities or other obligations to issue common stock were exercised or converted into common stock. Potentially dilutive securities include outstanding stock options, restricted stock units, and performance-based and other restricted stock units.

Diluted loss per common share for the year ended March 31, 2021 was calculated by excluding all dilutive securities from the denominator of the share computation due to their anti-dilutive effects. Approximately nil and 2 million of potentially dilutive securities for 2022 and 2020, respectively, were excluded from the computation of diluted net earnings per common share, as they were anti-dilutive.



McKESSON CORPORATION
FINANCIAL NOTES (Continued)

The computations for basic and diluted earnings or loss per common share are as follows:

| <i>(In millions, except per share amounts)</i> | Years Ended March 31, | | |
|---|------------------------------|------------------|----------------|
| | 2022 | 2021 | 2020 |
| Income (loss) from continuing operations | \$1,292 | \$(4,339) | \$1,126 |
| Net income attributable to noncontrolling interests | (173) | (199) | (220) |
| Income (loss) from continuing operations attributable to McKesson | 1,119 | (4,538) | 906 |
| Loss from discontinued operations, net of tax | (5) | (1) | (6) |
| Net income (loss) attributable to McKesson | <u>\$1,114</u> | <u>\$(4,539)</u> | <u>\$ 900</u> |
| Weighted-average common shares outstanding: | | | |
| Basic | 152.3 | 160.6 | 180.6 |
| Effect of dilutive securities: | | | |
| Stock options | 0.2 | — | — |
| Restricted stock units ⁽¹⁾ | 1.6 | — | 1.0 |
| Diluted | <u>154.1</u> | <u>160.6</u> | <u>181.6</u> |
| Earnings (loss) per common share attributable to McKesson: ⁽²⁾ | | | |
| Diluted | | | |
| Continuing operations | \$ 7.26 | \$(28.26) | \$ 4.99 |
| Discontinued operations | (0.03) | — | (0.04) |
| Total | <u>\$ 7.23</u> | <u>\$(28.26)</u> | <u>\$ 4.95</u> |
| Basic | | | |
| Continuing operations | \$ 7.35 | \$(28.26) | \$ 5.01 |
| Discontinued operations | (0.03) | — | (0.03) |
| Total | <u>\$ 7.32</u> | <u>\$(28.26)</u> | <u>\$ 4.98</u> |

(1) Includes dilutive effect from restricted stock units and performance-based stock units.

(2) Certain computations may reflect rounding adjustments.

10. Leases

In the first quarter of 2020, the Company adopted amended guidance for leases using the modified retrospective method. Upon adoption of this amended guidance, the Company recorded \$2.2 billion of operating lease liabilities, \$2.1 billion of operating lease ROU assets, and a cumulative-effect adjustment of \$69 million to opening retained earnings as of April 1, 2019. The adjustment to opening retained earnings included impairment charges of \$89 million, net of tax, to the ROU assets primarily related to previously impaired long-lived assets at the retail pharmacies in the Company's U.K. and Canadian businesses, partially offset by the derecognition of an existing deferred gain on the Company's sale-leaseback transaction related to its former corporate headquarters building. The Company also elected to adopt the transition package of practical expedients provided within the amended guidance which eliminated the requirements to reassess lease identification, lease classification, and initial direct costs for leases which commenced before April 1, 2019. The adoption of this guidance did not have a material impact on the Company's consolidated statements of operations and cash flows.



McKESSON CORPORATION
FINANCIAL NOTES (Continued)

Lessee

Supplemental balance sheet information related to leases was as follows:

| <i>(In millions, except lease term and discount rate)</i> | March 31, | |
|---|------------------|----------------|
| | 2022 | 2021 |
| Operating leases ⁽¹⁾ | | |
| Operating lease right-of-use assets ⁽²⁾ | \$1,548 | \$2,100 |
| Current portion of operating lease liabilities | \$ 297 | \$ 390 |
| Long-term operating lease liabilities | 1,366 | 1,867 |
| Total operating lease liabilities ⁽³⁾ | <u>\$1,663</u> | <u>\$2,257</u> |
| Finance leases | | |
| Property, plant and equipment, net | \$ 206 | \$ 237 |
| Current portion of long-term debt | \$ 25 | \$ 22 |
| Long-term debt | 185 | 206 |
| Total finance lease liabilities | <u>\$ 210</u> | <u>\$ 228</u> |
| Weighted-average remaining lease term (Years) ⁽⁴⁾ | | |
| Operating leases | 6.9 | 7.8 |
| Finance leases | 8.8 | 10.1 |
| Weighted-average discount rate ⁽⁴⁾ | | |
| Operating leases | 2.47% | 2.53% |
| Finance leases | 2.50% | 2.71% |

- (1) As discussed in Financial Note 3, "Restructuring, Impairment, and Related Charges, Net," the Company rationalized its office space, including certain property leases, in North America during 2022. Where the Company ceased using office space, it exited the portion of the facility no longer used and repurposed other office locations which resulted in changes to certain lease agreements. This initiative did not have a material financial impact to the Company's operating lease ROU assets and liabilities.
- (2) Excludes operating lease right-of-use assets of approximately \$494 million as of March 31, 2022 related to the European divestiture activities discussed in more detail in Financial Note 2, "Held for Sale." These amounts were included under the caption "Assets held for sale" in the Consolidated Balance Sheet as of March 31, 2022. Amortization of these assets ceased upon classification as held for sale.
- (3) Excludes current and long-term operating lease liabilities of approximately \$83 million and \$442 million, respectively, as of March 31, 2022 related to the European divestiture activities discussed in more detail in Financial Note 2, "Held for Sale." These amounts were included under the caption "Liabilities held for sale" in the Consolidated Balance Sheet as of March 31, 2022.
- (4) Lease terms and discount rates as of March 31, 2022 exclude leases classified as held for sale in the Consolidated Balance Sheet related to the European divestiture activities discussed in more detail in Financial Note 2, "Held for Sale."



McKESSON CORPORATION
FINANCIAL NOTES (Continued)

The components of lease cost were as follows:

| <i>(In millions)</i> | Years Ended March 31, | | |
|-------------------------------------|------------------------------|--------------|--------------|
| | 2022 | 2021 | 2020 |
| Short-term lease cost | \$ 43 | \$ 32 | \$ 29 |
| Operating lease cost | 431 | 465 | 459 |
| Finance lease cost: | | | |
| Amortization of right-of-use assets | 33 | 23 | 14 |
| Interest on lease liabilities | 5 | 6 | 5 |
| Total finance lease cost | 38 | 29 | 19 |
| Variable lease cost ⁽¹⁾ | 127 | 125 | 125 |
| Sublease income | (41) | (36) | (33) |
| Total lease cost ⁽²⁾ | <u>\$598</u> | <u>\$615</u> | <u>\$599</u> |

- (1) These amounts include payments for maintenance, taxes, payments affected by the consumer price index, and other similar metrics and payments contingent on usage.
(2) These amounts were primarily recorded in "Selling, distribution, general, and administrative expenses" in the Consolidated Statements of Operations.

Supplemental cash flow information related to leases was as follows:

| <i>(In millions)</i> | Years Ended March 31, | | |
|--|------------------------------|-------------|-------------|
| | 2022 | 2021 | 2020 |
| Cash paid for amounts included in the measurement of lease liabilities: | | | |
| Operating cash flows from operating leases | \$(356) | \$(362) | \$(377) |
| Operating cash flows from finance leases | — | (4) | (3) |
| Financing cash flows from finance leases | (31) | (31) | (18) |
| Right-of-use assets obtained in exchange for lease obligations: | | | |
| Operating leases ⁽¹⁾ | \$ 286 | \$ 321 | \$2,378 |
| Finance leases | 32 | 75 | 166 |

- (1) The amount for the year ended March 31, 2020 includes the transition adjustment of \$2.1 billion for operating lease right-of-use assets recorded as of April 1, 2019 upon adoption of the amended leasing guidance included in ASU 2016-02, Leases.



McKESSON CORPORATION
FINANCIAL NOTES (Continued)

Maturities of lease liabilities as of March 31, 2022 were as follows:

| <i>(In millions)</i> | <u>Operating Leases</u> | <u>Finance Leases</u> | <u>Total</u> |
|-------------------------------------|-----------------------------|---------------------------|----------------|
| 2023 | \$ 328 | \$ 29 | \$ 357 |
| 2024 | 310 | 29 | 339 |
| 2025 | 268 | 27 | 295 |
| 2026 | 223 | 25 | 248 |
| 2027 | 180 | 24 | 204 |
| Thereafter | <u>506</u> | <u>103</u> | <u>609</u> |
| Total lease payments ⁽¹⁾ | 1,815 | 237 | 2,052 |
| Less imputed interest | <u>(152)</u> | <u>(27)</u> | <u>(179)</u> |
| Present value of lease liabilities | <u>\$1,663</u> | <u>\$210</u> | <u>\$1,873</u> |

(1) Total lease payments are not reduced by minimum sublease income of \$201 million which are due under future noncancellable subleases.

As of March 31, 2022, the Company entered into additional leases primarily for facilities that have not yet commenced with future lease payments of \$285 million that are not reflected in the table above. These operating leases will commence between 2023 and 2024 with noncancellable lease terms of five to 15 years.

Lessor

The Company leases certain owned equipment, classified as direct financing or sales-type leases, to physician practices. As of March 31, 2022 and 2021, the total lease receivable was \$298 million, respectively, with a weighted-average remaining lease term of approximately seven years. Interest income from these leases was not material for the years ended March 31, 2022, 2021, and 2020.



McKESSON CORPORATION
FINANCIAL NOTES (Continued)

11. Goodwill and Intangible Assets, Net

Goodwill

Changes in the carrying amount of goodwill were as follows:

| <i>(In millions)</i> | U.S. Pharmaceutical | Prescription Technology Solutions | Medical- Surgical Solutions | International | Total |
|--|------------------------|---|-----------------------------------|-----------------|-----------------|
| Balance, March 31, 2020 | \$3,924 | \$1,540 | \$2,453 | \$1,443 | \$9,360 |
| Goodwill acquired | — | — | — | 5 | 5 |
| Acquisition accounting, transfers, and other adjustments | — | 2 | — | — | 2 |
| Other changes/disposals | (1) | — | — | — | (1) |
| Impairment charges | — | — | — | (69) | (69) |
| Foreign currency translation adjustments, net | 40 | — | — | 156 | 196 |
| Balance, March 31, 2021 | 3,963 | 1,542 | 2,453 | 1,535 | 9,493 |
| Goodwill acquired | — | — | — | 5 | 5 |
| Foreign currency translation adjustments, net | (40) | — | — | (7) | (47) |
| Balance, March 31, 2022 | <u>\$ 3,923</u> | <u>\$ 1,542</u> | <u>\$ 2,453</u> | <u>\$ 1,533</u> | <u>\$ 9,451</u> |

Goodwill Impairment Charges

The Company evaluates goodwill for impairment as of October 1 on an annual basis each year and at an interim date if indicators of potential impairment exist. Goodwill impairment testing is conducted at the reporting unit level, which is generally defined as an operating segment or one level below an operating segment (also known as a component), for which discrete financial information is available and segment management regularly reviews the operating results of that reporting unit.

The fair value of the reporting units was determined using a combination of an income approach based on a DCF model and a market approach based on appropriate valuation multiples observed for the reporting unit's guideline public companies. Fair value estimates result from a complex series of judgments about future events and uncertainties and rely heavily on estimates and assumptions that have been deemed reasonable by management as of the measurement date. Any material changes in key assumptions, including failure to improve operations of certain retail pharmacy stores, additional government reimbursement reductions, deterioration in the financial markets, an increase in interest rates or an increase in the cost of equity financing by market participants within the industry, or other unanticipated events and circumstances, may affect such estimates. The discount rates are the weighted-average cost of capital measuring the reporting unit's cost of debt and equity financing weighted by the percentage of debt and percentage of equity in a company's target capital. The unsystematic risk premium is an input factor used in calculating the discount rate that specifically addresses uncertainty related to the reporting unit's future cash flow projections. Fair value assessments of the reporting unit are considered a Level 3 measurement due to the significance of unobservable inputs developed using company-specific information.

The annual impairment testing performed for 2022, 2021, and 2020 did not indicate any impairment of goodwill.



McKESSON CORPORATION
FINANCIAL NOTES (Continued)

In the second quarter of 2021, the Company implemented a new segment reporting structure which resulted in four reportable segments: U.S. Pharmaceutical, RxTS, Medical-Surgical Solutions, and International. These reportable segments encompass all operating segments of the Company. This segment change prompted changes in multiple reporting units across the Company. As a result, goodwill included in impacted reporting units was reallocated using a relative fair value approach and assessed for impairment both before and after the reallocation.

The Company recorded a goodwill impairment charge of \$69 million in 2021 as the estimated fair value of the Europe Retail Pharmacy reporting unit was lower than its reassigned carrying value based on changes in the composition of the Europe Retail Pharmacy reporting unit within the International segment. This charge was recorded in "Goodwill impairment charges" in the Consolidated Statements of Operations. At March 31, 2021, the balance of goodwill for the reporting units in Europe was approximately nil and the remaining balance of goodwill in the International segment primarily relates to one of its reporting units in Canada.

Refer to Financial Note 16, "Fair Value Measurements," for more information on these nonrecurring fair value measurements. As of March 31, 2022 and 2021, accumulated goodwill impairment losses in the Company's International segment were \$0.7 billion and \$3.6 billion, respectively. Most of the goodwill impairment for these reporting units was generally not deductible for income tax purposes.

Intangible Assets

Information regarding intangible assets is as follows:

| | March 31, 2022 | | | | March 31, 2021 | | |
|------------------------------|--|-----------------------|--------------------------|------------------------------|-----------------------|--------------------------|---------------------|
| | Weighted-Average Remaining Amortization Period (Years) | Gross Carrying Amount | Accumulated Amortization | Net Carrying Amount | Gross Carrying Amount | Accumulated Amortization | Net Carrying Amount |
| <i>(Dollars in millions)</i> | | | | | | | |
| Customer relationships | 12 | \$2,777 | \$(1,691) | \$1,086 | \$3,739 | \$(2,269) | \$1,470 |
| Service agreements | 9 | 1,085 | (573) | 512 | 1,081 | (513) | 568 |
| Pharmacy licenses | — | — | — | — | 497 | (244) | 253 |
| Trademarks and trade names | 12 | 819 | (386) | 433 | 925 | (394) | 531 |
| Technology | 1 | 128 | (116) | 12 | 150 | (122) | 28 |
| Other | 9 | 187 | (171) | 16 | 254 | (226) | 28 |
| Total | | <u>\$4,996</u> | <u>\$(2,937)</u> | <u>\$2,059⁽¹⁾</u> | <u>\$6,646</u> | <u>\$(3,768)</u> | <u>\$2,878</u> |

(1) Excludes net intangible assets of approximately \$384 million related to the European divestiture activities discussed in more detail in Financial Note 2, "Held for Sale." This amount was included under the caption "Assets held for sale" in the Consolidated Balance Sheet as of March 31, 2022. Amortization of these assets ceased upon classification as held for sale in the second and third quarters of 2022.

All intangible assets were subject to amortization as of March 31, 2022 and 2021. Amortization expense of intangible assets was \$332 million, \$422 million, and \$462 million for 2022, 2021, and 2020, respectively. Estimated annual amortization expense of intangible assets is as follows: \$225 million, \$214 million, \$208 million, \$177 million, and \$171 million for 2023 through 2027, and \$1.1 billion thereafter.

Refer to Financial Note 3, "Restructuring, Impairment, and Related Charges, Net," for more information on intangible asset impairment charges recorded in 2022, 2021, and 2020.



McKESSON CORPORATION
FINANCIAL NOTES (Continued)

12. Debt and Financing Activities

Long-term debt consisted of the following:

| <i>(In millions)</i> | March 31, | |
|--|------------------|-------------|
| | 2022 | 2021 |
| U.S. Dollar notes ^{(1) (2)} | | |
| 2.70% Notes due December 15, 2022 | \$ 400 | \$ 400 |
| 2.85% Notes due March 15, 2023 | 360 | 400 |
| 3.80% Notes due March 15, 2024 | 918 | 1,100 |
| 0.90% Notes due December 3, 2025 | 500 | 500 |
| 1.30% Notes due August 15, 2026 | 498 | — |
| 7.65% Debentures due March 1, 2027 | 150 | 167 |
| 3.95% Notes due February 16, 2028 | 343 | 600 |
| 4.75% Notes due May 30, 2029 | 196 | 400 |
| 6.00% Notes due March 1, 2041 | 217 | 282 |
| 4.88% Notes due March 15, 2044 | 255 | 411 |
| Foreign currency notes ^{(1) (3)} | | |
| 0.63% Euro Notes due August 17, 2021 | — | 704 |
| 1.50% Euro Notes due November 17, 2025 | 662 | 700 |
| 1.63% Euro Notes due October 30, 2026 | 554 | 587 |
| 3.13% Sterling Notes due February 17, 2029 | 582 | 627 |
| Lease and other obligations ⁽⁴⁾ | 244 | 270 |
| Total debt | 5,879 | 7,148 |
| Less: Current portion | 799 | 742 |
| Total long-term debt | \$5,080 | \$6,406 |

(1) These notes are unsecured and unsubordinated obligations of the Company.

(2) Interest on these U.S. dollar notes is payable semi-annually.

(3) Interest on these foreign currency notes is payable annually.

(4) Excludes current and long-term debt of approximately \$4 million and \$11 million, respectively, as of March 31, 2022 related to the European divestiture activities discussed in more detail in Financial Note 2, "Held for Sale." These amounts were included under the caption "Liabilities held for sale" in the Consolidated Balance Sheet as of March 31, 2022.

Long-Term Debt

The Company's long-term debt includes both U.S. dollar and foreign currency-denominated borrowings. At March 31, 2022 and 2021, \$5.9 billion and \$7.1 billion, respectively, of total debt was outstanding, of which \$799 million and \$742 million, respectively, was included in "Current portion of long-term debt" in the Company's Consolidated Balance Sheets.

On August 12, 2021, the Company completed a public offering of 1.30% Notes due August 15, 2026 (the "2026 Notes") in a principal amount of \$500 million. Interest on the 2026 Notes is payable semi-annually on



McKESSON CORPORATION FINANCIAL NOTES (Continued)

February 15th and August 15th of each year, commencing on February 15, 2022. Proceeds received from this note issuance, net of discounts and offering expenses, were \$495 million. The Company utilized the net proceeds from this note for general corporate purposes.

On December 3, 2020, the Company completed a public offering of 0.90% Notes due December 3, 2025 (the "2025 Notes") in a principal amount of \$500 million. Interest on the 2025 Notes is payable semi-annually on June 3rd and December 3rd of each year, commencing on June 3, 2021. Proceeds received from this note issuance, net of discounts and offering expenses, were \$496 million. The Company utilized the net proceeds from this note for general corporate purposes.

Each note, which constitutes a "Series," is an unsecured and unsubordinated obligation of the Company and ranks equally with all of the Company's existing and, from time-to-time, future unsecured and unsubordinated indebtedness outstanding. Each Series is governed by materially similar indentures and officers' certificates. Upon required notice to holders of notes with fixed interest rates, the Company may redeem those notes at any time prior to maturity, in whole or in part, for cash at redemption prices. In the event of the occurrence of both (1) a change of control of the Company and (2) a downgrade of a Series below an investment grade rating by each of Fitch Inc., Moody's Investors Service, Inc., and Standard & Poor's Ratings Services within a specified period, an offer must be made to purchase that Series from the holders at a price equal to 101% of the then outstanding principal amount of that Series, plus accrued and unpaid interest to, but not including, the date of repurchase. The indenture and the related officers' certificate for each Series, subject to the exceptions and in compliance with the conditions as applicable, specify that the Company may not consolidate, merge or sell all or substantially all of its assets, incur liens, or enter into sale-leaseback transactions exceeding specific terms, without the lenders' consent. The indentures also contain customary events of default provisions.

On July 17, 2021, the Company redeemed its 0.63% €600 million (or, approximately \$709 million) total principal Euro-denominated notes, originally due on August 17, 2021, prior to maturity. The notes were redeemed at par value using cash on hand. On December 1, 2020, the Company redeemed its 4.75% \$323 million total principal of notes due on March 1, 2021 prior to maturity. On November 30, 2020, the Company retired its 3.65% \$700 million total principal of notes upon maturity. These notes were redeemed using cash on hand and the proceeds of the notes offering discussed above. In 2020, the Company repaid at maturity its €250 million Floating Rate Euro Notes due February 12, 2020.

Tender Offer

On July 23, 2021, the Company completed a cash tender offer for a portion of its existing outstanding (i) 2.85% Notes due 2023, (ii) 3.80% Notes due 2024, (iii) 7.65% Debentures due 2027, (iv) 3.95% Notes due 2028, (v) 4.75% Notes due 2029, (vi) 6.00% Notes due 2041, and (vii) 4.88% Notes due 2044 (collectively referred to herein as the "Tender Offer Notes"). In connection with the tender offer, the Company paid an aggregate consideration of \$1.1 billion to redeem \$922 million principal amount of the notes at a redemption price equal to 100% of the principal amount and premiums of \$182 million, plus accrued and unpaid interest of \$14 million. The redemption of the Tender Offer Notes was accounted for as a debt extinguishment. As a result of the redemption, the Company incurred a pre-tax loss on debt extinguishment of \$191 million in the year ended March 31, 2022, which included premiums of \$182 million as well as the write-off of unamortized debt issuance costs and transaction fees incurred totaling \$9 million.

Other Information

Scheduled principal payments of long-term debt are \$799 million in 2023, \$966 million in 2024, \$35 million in 2025, \$1.2 billion in 2026, \$1.2 billion in 2027, and \$1.7 billion thereafter.



McKESSON CORPORATION
FINANCIAL NOTES (Continued)

Revolving Credit Facilities

In the second quarter of 2020, the Company entered into a Credit Agreement, dated as of September 25, 2019 (the "2020 Credit Facility"), that provides a syndicated \$4.0 billion five-year senior unsecured credit facility with a \$3.6 billion aggregate sublimit of availability in Canadian dollars, British pound sterling, and Euro. Borrowings under the 2020 Credit Facility bear interest based upon the London Interbank Offered Rate ("LIBOR"), Canadian Dealer Offered Rate for credit extensions denominated in Canadian dollars, a prime rate, or alternative overnight rates as applicable, plus agreed margins. The 2020 Credit Facility matures in September 2024 and had no borrowings during 2022 and 2021 and no amounts outstanding as of March 31, 2022 and 2021.

On March 31, 2021, the Company entered into Amendment No. 2 to the 2020 Credit Facility, which superseded Amendment No. 1, dated as of February 1, 2021. The 2020 Credit Facility, as amended, contains various customary investment grade covenants, including a financial covenant which obligates the Company to maintain a maximum Total Debt to Consolidated EBITDA ratio, as defined in the amended credit agreement. If the Company does not comply with these covenants, its ability to use the 2020 Credit Facility may be suspended and repayment of any outstanding balances under the 2020 Credit Facility may be required. At March 31, 2022, the Company was in compliance with all covenants. The remaining terms and conditions of the 2020 Credit Facility are substantially similar to those previously in place under the \$3.5 billion five-year senior unsecured revolving credit facility (the "Global Facility"), which was scheduled to mature in October 2020. The Global Facility was terminated in connection with the execution of the 2020 Credit Facility in September 2019 and had no borrowings during the six months ended September 30, 2019.

The Company also maintains bilateral credit facilities primarily denominated in Euros with a committed amount of \$7 million and an uncommitted amount of \$111 million as of March 31, 2022. Borrowings and repayments were not material in 2022 and 2021 and amounts outstanding under these credit lines were not material as of March 31, 2022 and 2021.

Commercial Paper

The Company maintains a commercial paper program to support its working capital requirements and for other general corporate purposes. Under the program, the Company can issue up to \$4.0 billion in outstanding commercial paper notes. During 2022, 2021, and 2020, the Company borrowed \$11.2 billion, \$6.3 billion, and \$21.4 billion, respectively, and repaid \$11.2 billion, \$6.3 billion, and \$21.4 billion, respectively, under the program. At March 31, 2022 and 2021, there were no commercial paper notes outstanding.

13. Variable Interest Entities

The Company evaluates its ownership, contractual, and other interests in entities to determine if they are VIEs if it has a variable interest in those entities, and the nature and extent of those interests. These evaluations are highly complex and involve management judgment and the use of estimates and assumptions based on available historical information, among other factors. Based on its evaluations, if the Company determines it is the primary beneficiary of such VIEs, it consolidates such entities into its financial statements.

Consolidated Variable Interest Entities

The Company consolidates a VIE when it has the power to direct the activities that most significantly impact the VIE's economic performance and the obligation to absorb losses or the right to receive benefits of the VIE and, as a result, is considered the primary beneficiary of the VIE. It consolidates certain single-lessee leasing entities where it, as the lessee, has the majority risk of the leased assets due to its minimum lease payment



McKESSON CORPORATION
FINANCIAL NOTES (Continued)

obligations to these leasing entities. As a result of absorbing this risk, the leases provide the Company with the power to direct the operations of the leased properties and the obligation to absorb losses or the right to receive benefits of the entity. Consolidated VIEs do not have a material impact on the Company's Consolidated Statements of Operations and Cash Flows. Total assets and liabilities included in its Consolidated Balance Sheets for these VIEs were \$660 million and \$65 million, respectively, at March 31, 2022, and \$662 million and \$74 million, respectively, at March 31, 2021.

Investments in Unconsolidated Variable Interest Entities

The Company is involved with VIEs which it does not consolidate because it does not have the power to direct the activities that most significantly impact their economic performance and thus is not considered the primary beneficiary of the entities. Its relationships include equity method investments and lending, leasing, contractual, or other relationships with the VIEs. The Company's most significant VIE relationships are with oncology and other specialty practices. Under these practice arrangements, the Company generally owns or leases all of the real estate and equipment used by the practices and manages the practices' administrative functions. Prior to the divestment of the Austrian businesses in 2022, the Company had relationships with certain pharmacies in Europe with whom it provided financing, had equity ownership, and/or had a supply agreement whereby it supplied the vast majority of the pharmacies' purchases. The Company's maximum exposure to loss (regardless of probability) as a result of all unconsolidated VIEs was \$1.4 billion and \$1.5 billion at March 31, 2022 and 2021, respectively, which primarily represents the value of intangible assets related to service agreements, equity investments, and lease and loan receivables. This amount excludes the customer loan guarantees discussed in Financial Note 17, "Financial Guarantees and Warranties." The Company believes there is no material loss exposure on these assets or from these relationships.

14. Pension Benefits

The Company maintains a number of qualified and nonqualified defined benefit pension plans and defined contribution plans for eligible employees.

Defined Benefit Pension Plans

The Company has an unfunded nonqualified supplemental defined benefit plan for certain U.S. executives, as well as benefit pension plans for eligible employees outside the U.S.

On May 23, 2018, the Company's Board of Directors approved the termination of its frozen U.S. defined benefit pension plan ("Plan"). During the first quarter of 2020, the Company offered the option of receiving a lump sum payment to certain participants with vested qualified Plan benefits in lieu of receiving monthly annuity payments. Approximately 1,300 participants elected to receive the settlement, and lump sum payments of approximately \$49 million were made from Plan assets to these participants in June 2019. The benefit obligation settled approximated payments to Plan participants and a settlement charge of \$17 million was recorded during the first quarter of 2020. During the second quarter of 2020, the Company transferred the remainder of the Plan's pension obligation to a third-party insurance provider by purchasing annuity contracts for approximately \$280 million which was fully funded directly by Plan assets. The third-party insurance provider assumed the obligation to pay future pension benefits and provide administrative services on November 1, 2019 and a pre-tax settlement charge of \$105 million was recorded during the second quarter of 2020. Settlement charges were included within "Other income, net," in the Consolidated Statement of Operations for the year ended March 31, 2020. As of March 31, 2020, this defined benefit pension plan had an accumulated comprehensive loss of approximately nil.



McKESSON CORPORATION
FINANCIAL NOTES (Continued)

The Company’s non-U.S. defined benefit pension plans cover eligible employees located predominantly in Norway, the United Kingdom, Germany, and Canada. Benefits for these plans are based primarily on each employee’s final salary, with annual adjustments for inflation. The obligations in Norway are largely related to the state-regulated pension plan which is managed by the Norwegian Public Service Pension Fund (“SPK”). According to the terms of the SPK, the plan assets of state regulated plans in Norway must correspond very closely to the pension obligation calculated using the principles codified in Norwegian law. In the U.K., the Company has subsidiaries that participate in a joint pension plan. The pension obligation in Germany is unfunded with the exception of the contractual trust arrangement used to fund pensions of McKesson Europe’s Management Board.

During the fourth quarter of 2022, the Company derecognized \$43 million of pension liabilities included in liabilities held for sale and \$11 million of accumulated other comprehensive loss related to the sale of its Austrian business. During the third quarter of 2021, the Company derecognized \$187 million of pension liabilities included in liabilities held for sale and \$33 million of accumulated other comprehensive loss related to its German pharmaceutical wholesale business contributed to a joint venture, as discussed in more detail in Financial Note 2, “Held for Sale.”

Defined benefit plan assets and obligations are measured as of the Company’s fiscal year-end. The net periodic expense for the Company’s pension plans is as follows:

| <i>(In millions)</i> | U.S. Plans | | | Non-U.S. Plans | | |
|---|-----------------------|-------------|---------------|-----------------------|--------------|--------------|
| | Years Ended March 31, | | | Years Ended March 31, | | |
| | 2022 | 2021 | 2020 | 2022 | 2021 | 2020 |
| Service cost — benefits earned during the year | \$ — | \$ — | \$ — | \$ 11 | \$ 15 | \$ 16 |
| Interest cost on projected benefit obligation | — | — | 6 | 14 | 19 | 19 |
| Expected return on assets | — | — | (4) | (19) | (20) | (22) |
| Amortization of unrecognized actuarial loss and prior service costs | — | — | 2 | 3 | 5 | 6 |
| Curtailement/settlement loss (gain) | — | — | 127 | (5) | — | — |
| Net periodic pension expense | <u>\$ —</u> | <u>\$ —</u> | <u>\$ 131</u> | <u>\$ 4</u> | <u>\$ 19</u> | <u>\$ 19</u> |

The projected unit credit method is utilized in measuring net periodic pension expense over the employees’ service life for the pension plans. Unrecognized actuarial losses exceeding 10% of the greater of the projected benefit obligation or the market value of assets are amortized straight-line over the average remaining future service period of active employees.



McKESSON CORPORATION
FINANCIAL NOTES (Continued)

Information regarding the changes in benefit obligations and plan assets for the Company's pension plans is as follows:

| <i>(In millions)</i> | U.S. Plans Years Ended March 31, | | Non-U.S. Plans Years Ended March 31, | |
|--|-------------------------------------|--------|---|---------|
| | 2022 | 2021 | 2022 | 2021 |
| Change in benefit obligations | | | | |
| Benefit obligation at beginning of period ⁽¹⁾ | \$ 9 | \$ 10 | \$875 | \$ 896 |
| Service cost | — | — | 11 | 15 |
| Interest cost | — | — | 14 | 19 |
| Actuarial loss (gain) | — | — | (55) | 89 |
| Benefits paid | (1) | (1) | (35) | (34) |
| Curtailment/settlement | — | — | (32) | — |
| Expenses paid | — | — | (1) | — |
| Divestiture ⁽²⁾ | — | — | (43) | (187) |
| Foreign exchange impact and other | — | — | (33) | 77 |
| Benefit obligation at end of period ⁽¹⁾ | \$ 8 | \$ 9 | \$701 | \$ 875 |
| Change in plan assets | | | | |
| Fair value of plan assets at beginning of period | \$ — | \$ — | \$735 | \$ 594 |
| Actual return on plan assets | — | — | (4) | 87 |
| Employer and participant contributions | 1 | 1 | 43 | 27 |
| Benefits paid | (1) | (1) | (35) | (34) |
| Expenses paid | — | — | (1) | — |
| Settlements | — | — | (24) | — |
| Foreign exchange impact and other | — | — | (33) | 61 |
| Fair value of plan assets at end of period | \$ — | \$ — | \$681 | \$ 735 |
| Funded status at end of period | \$ (8) | \$ (9) | \$ (20) | \$(140) |
| Amounts recognized on the balance sheet | | | | |
| Current assets ⁽³⁾ | \$ — | \$ — | \$ 49 | \$ — |
| Long-term assets | — | — | 40 | 54 |
| Current liabilities ⁽³⁾ | (1) | (1) | (90) | (9) |
| Long-term liabilities | (7) | (8) | (19) | (185) |
| Total | \$ (8) | \$ (9) | \$ (20) | \$(140) |

- (1) The benefit obligation is the projected benefit obligation.
- (2) The divestiture relates to the sale of the Company's Austrian business in 2022 and to the contribution of the Company's German pharmaceutical wholesale business to a joint venture in 2021 as discussed in more detail in Financial Note 2, "Held for Sale."
- (3) Current assets at March 31, 2022 include \$49 million reclassified from long-term assets to assets held for sale as part of the Company's U.K. disposal group. Current liabilities at March 31, 2022 include \$85 million reclassified from long-term liabilities to liabilities held for sale as part of the Company's E.U. disposal group. Refer to Financial Note 2, "Held for Sale" for additional information.



McKESSON CORPORATION
FINANCIAL NOTES (Continued)

The actuarial gain of \$55 million in 2022 was primarily attributable to:

- *Discount rates* (\$69 million gain): The weighted average discount rate for Non-U.S. plans increased to 2.67% as of March 31, 2022 from 1.89% as of March 31, 2021.
- *Demographic and assumption changes* (\$14 million loss): This represents the difference between actual and estimated participant data and demographic factors, including items such as inflation assumption, compensation changes, mortality, and other changes including losses related to the divestitures in 2022.

The actuarial loss of \$89 million in 2021 was primarily attributable to:

- *Discount rates* (\$32 million loss): The weighted average discount rate for Non-U.S. plans decreased to 1.89% as of March 31, 2021 from 2.03% as of March 31, 2020.
- *Demographic and assumption changes* (\$57 million loss): This represents the difference between actual and estimated participant data and demographic factors, including items such as inflation assumption, compensation changes, mortality, and other changes including losses related to the divestiture in 2021.

The following table provides the projected benefit obligation, accumulated benefit obligation, and fair value of plan assets for all the Company's pension plans, including accumulated benefit obligation in excess of plan assets:

| <i>(In millions)</i> | U.S. Plans March 31, | | Non-U.S. Plans March 31, | |
|--------------------------------|-------------------------|------|-----------------------------|-------|
| | 2022 | 2021 | 2022 | 2021 |
| Projected benefit obligation | \$ 8 | \$ 9 | \$701 | \$875 |
| Accumulated benefit obligation | 8 | 9 | 689 | 847 |
| Fair value of plan assets | — | — | 681 | 735 |

Amounts recognized in accumulated other comprehensive loss consist of:

| <i>(In millions)</i> | U.S. Plans March 31, | | Non-U.S. Plans March 31, | |
|----------------------|-------------------------|------|-----------------------------|-------|
| | 2022 | 2021 | 2022 | 2021 |
| Net actuarial loss | \$ 1 | \$ 1 | \$70 | \$120 |
| Prior service credit | — | — | (2) | (2) |
| Total | \$ 1 | \$ 1 | \$68 | \$118 |



McKESSON CORPORATION
FINANCIAL NOTES (Continued)

Other changes in accumulated other comprehensive income were as follows:

| <i>(In millions)</i> | U.S. Plans | | | Non-U.S. Plans | | |
|---|-----------------------|------|---------|-----------------------|--------|--------|
| | Years Ended March 31, | | | Years Ended March 31, | | |
| | 2022 | 2021 | 2020 | 2022 | 2021 | 2020 |
| Net actuarial loss (gain) | \$ — | \$ — | \$ (3) | \$(32) | \$ (9) | \$(24) |
| Amortization of: | | | | | | |
| Net actuarial loss | — | — | (129) | (14) | (35) | (6) |
| Prior service credit (cost) | — | — | — | 1 | 1 | — |
| Foreign exchange impact and other | — | — | — | (5) | 15 | (6) |
| Total recognized in other comprehensive loss (income) | \$ — | \$ — | \$(132) | \$(50) | \$(28) | \$(36) |

In 2022, the Company recognized \$11 million in actuarial losses for pension plans to stockholders' equity as a result of the sale of its Austrian business. In 2021, the Company recognized \$33 million in actuarial losses for pension plans to stockholders' equity as a result of the contribution of its German pharmaceutical wholesale business to a joint venture. Refer to Financial Note 2, "Held for Sale," for more information. The Company recognized \$127 million in actuarial losses for the pension plans to stockholders' equity in 2020 as a result of the termination of the U.S. defined benefit pension plan and the settlement from the executive benefit retirement plan for a retired executive.

Projected benefit obligations related to the Company's unfunded U.S. plans were \$8 million and \$9 million at March 31, 2022 and 2021, respectively. Pension obligations for its unfunded plans are based on the recommendations of independent actuaries. Projected benefit obligations relating to the Company's unfunded non-U.S. plans were \$101 million and \$162 million at March 31, 2022 and 2021, respectively. Funding obligations for its non-U.S. plans vary based on the laws of each non-U.S. jurisdiction.

Expected benefit payments for the Company's pension plans are as follows: \$34 million, \$33 million, \$33 million, \$34 million, and \$35 million for 2023 to 2027, respectively, and \$186 million for 2028 through 2032. Expected benefit payments are based on the same assumptions used to measure the benefit obligations and include estimated future employee service. Expected contributions to be made for the Company's pension plans are \$13 million for 2023.



McKESSON CORPORATION
FINANCIAL NOTES (Continued)

Weighted-average assumptions used to estimate the net periodic pension expense and the actuarial present value of benefit obligations were as follows:

| | U.S. Plans Years Ended March 31, | | | Non-U.S. Plans Years Ended March 31, | | |
|--|-------------------------------------|--------------------|--------------------|---|-------|-------|
| | 2022 | 2021 | 2020 | 2022 | 2021 | 2020 |
| Net periodic pension expense | | | | | | |
| Discount rates | 2.35% | 3.08% | 3.66% | 1.89% | 1.89% | 2.03% |
| Rate of increase in compensation | N/A ⁽¹⁾ | N/A ⁽¹⁾ | N/A ⁽¹⁾ | 3.20 | 3.20 | 2.93 |
| Expected long-term rate of return on plan assets | N/A | N/A | 4.00 | 2.56 | 2.56 | 3.01 |
| Benefit obligation | | | | | | |
| Discount rates | 3.35% | 2.35% | 3.08% | 2.67% | 1.89% | 2.03% |
| Rate of increase in compensation | N/A ⁽¹⁾ | N/A ⁽¹⁾ | N/A ⁽¹⁾ | 3.67 | 3.20 | 2.93 |

(1) This assumption is no longer needed in actuarial valuations as U.S. plans are frozen or have fixed benefits for the remaining active participants.

The Company's defined benefit pension plan liabilities are valued using a discount rate based on a yield curve developed from a portfolio of high quality corporate bonds rated AA or better whose maturities are aligned with the expected benefit payments of its plans. For March 31, 2022, the Company's U.S. defined benefit liabilities are valued using a weighted-average discount rate of 3.35%, which represents an increase of 100 basis points from its 2021 weighted-average discount rate of 2.35%. The Company's non-U.S. defined benefit pension plan liabilities are valued using a weighted-average discount rate of 2.67%, which represents an increase of 78 basis points from its 2021 weighted-average discount rate of 1.89%.

Plan Assets

Investment Strategy: For non-U.S. plan assets, the investment strategies are subject to local regulations and the asset/liability profiles of the plans in each individual country. Plan assets of the non-U.S. plans are broadly invested in a manner appropriate to the nature and duration of the expected future retirement benefits payable under the plans. Plan assets are primarily invested in high-quality corporate and government bond funds and equity securities. Assets are properly diversified to avoid excessive reliance on any particular asset, issuer, or group of undertakings so as to avoid accumulations of risk in the portfolio as a whole.

The Company develops the expected long-term rate of return assumption based on the projected performance of the asset classes in which plan assets are invested. The target asset allocation was determined based on the liability and risk tolerance characteristics of the plans and at times may be adjusted to achieve overall investment objectives.



McKESSON CORPORATION
FINANCIAL NOTES (Continued)

Fair Value Measurements: The fair value hierarchy has three levels based on the reliability of the inputs used to determine fair value. Level 1 refers to fair values determined based on unadjusted quoted prices in active markets for identical assets. Level 2 refers to fair values estimated using significant other observable inputs and Level 3 includes fair values estimated using significant unobservable inputs. The following tables represent the Company's pension plan assets as of March 31, 2022 and 2021, using the fair value hierarchy by asset class:

| <i>(In millions)</i> | Non-U.S. Plans | | | | | | | |
|---|----------------|--------------|---------------|--------------|----------------|--------------|-------------|--------------|
| | March 31, 2022 | | | | March 31, 2021 | | | |
| | Level 1 | Level 2 | Level 3 | Total | Level 1 | Level 2 | Level 3 | Total |
| Cash and cash equivalents | \$ 15 | \$ — | \$ — | \$ 15 | \$ 5 | \$ — | \$ — | \$ 5 |
| Equity securities: | | | | | | | | |
| Equity commingled funds | — | 38 | — | 38 | 64 | 117 | — | 181 |
| Fixed income securities: | | | | | | | | |
| Government securities | — | 6 | — | 6 | 5 | 144 | — | 149 |
| Corporate bonds | — | 11 | — | 11 | 6 | 30 | — | 36 |
| Fixed income commingled funds | 336 | 25 | — | 361 | 51 | 222 | 1 | 274 |
| Other: | | | | | | | | |
| Annuity contracts | — | — | 173 | 173 | — | — | — | — |
| Real estate funds and Other | 31 | 4 | 2 | 37 | 31 | 4 | 3 | 38 |
| Total | <u>\$382</u> | <u>\$ 84</u> | <u>\$ 175</u> | <u>\$641</u> | <u>\$162</u> | <u>\$517</u> | <u>\$ 4</u> | <u>\$683</u> |
| Assets held at NAV practical expedient ⁽¹⁾ : | | | | | | | | |
| Other | | | | 40 | | | | 52 |
| Total plan assets | | | | <u>\$681</u> | | | | <u>\$735</u> |

(1) Equity commingled funds, fixed income commingled funds, real estate funds, and other investments for which fair value is measured using the NAV per share as a practical expedient are not leveled within the fair value hierarchy and are included as a reconciling item to total investments.

Cash and cash equivalents — Cash and cash equivalents include short-term investment funds that maintain daily liquidity and aim to have constant unit values of \$1.00. The funds invest in short-term fixed income securities and other securities with debt-like characteristics emphasizing short-term maturities and high credit quality. Directly held cash and cash equivalents are classified as Level 1 investments. Cash and cash equivalents include money market funds and other commingled funds, which have daily net asset values derived from the underlying securities; these are classified as Level 1 investments.

Equity commingled funds — Some equity investments are held in commingled funds, which have daily net asset values derived from quoted prices for the underlying securities in active markets; these are classified as Level 1 or Level 2 investments.

Fixed income securities — Government securities consist of bonds and debentures issued by central governments or federal agencies; corporate bonds consist of bonds and debentures issued by corporations. Inputs to the valuation methodology include quoted prices for similar assets in active markets, and inputs that are observable for the asset, either directly or indirectly, for substantially the full term of the asset. Multiple prices and price types are obtained from pricing vendors whenever possible, enabling cross-provider price validations. Fixed income securities are generally classified as Level 1 or Level 2 investments.



McKESSON CORPORATION FINANCIAL NOTES (Continued)

Fixed income commingled funds — Some fixed income investments are held in exchange traded or commingled funds, which have daily net asset values derived from the underlying securities; these are classified as Level 1, 2, or 3 investments.

Annuity contracts — The value of the annuity contracts is reported by the Trustee and is based on a valuation of the remaining contracted cash flow of the contract. Inputs in the valuation include discounted future cash flows; these are classified as Level 3 investments.

Real estate funds — The value of the real estate funds is reported by the fund manager and is based on a valuation of the underlying properties. Inputs used in the valuation include items such as cost, discounted future cash flows, independent appraisals, and market based comparable data. The real estate funds are classified as Level 1, 2, or 3 investments.

Other — At March 31, 2022 and 2021, this includes \$35 million and \$36 million, respectively, of plan asset value relating to the SPK. In principle, the SPK is organized as a pay-as-you-go system guaranteed by the Norwegian government as it holds no Company-owned assets to back the pension liabilities. The Company pays a pension premium used to fund the plan, which is paid directly to the Norwegian government who establishes an account for each participating employer to keep track of the financial status of the plan, including managing the contributions and the payments. Further, the investment return credited to this account is determined annually by the SPK based on the performance of long-term government bonds.

The following table presents the changes in the Level 3 plan assets measured on a recurring basis for the year ended March 31, 2022:

| <i>(In millions)</i> | <u>Level 3</u> |
|-------------------------------------|----------------|
| Balance as of March 31, 2021 | \$ 4 |
| Purchases | 196 |
| Return on assets | <u>(25)</u> |
| Balance as of March 31, 2022 | <u>\$175</u> |

The activity attributable to Level 3 plan assets was not material for the year ended March 31, 2021.

Multiemployer Plans

The Company contributes to a number of multiemployer pension plans under the terms of collective-bargaining agreements that cover union-represented employees in the U.S. In 2017, it also contributed to the Pensjonsordningen for Apoteketaten (“POA”), a mandatory multiemployer pension scheme for its pharmacy employees in Norway, managed by the association of Norwegian Pharmacies.

The risks of participating in these multiemployer plans are different from single-employer pension plans in the following aspects: (i) assets contributed to the multiemployer plan by one employer may be used to provide benefits to employees of other participating employers; (ii) if a participating employer stops contributing to the plan, the unfunded obligations of the plan may be borne by the remaining participating employers; and (iii) if the Company chooses to stop participating in some of its multiemployer plans, the Company may be required to pay those plans an amount based on the underfunded status of the plan, referred to as a withdrawal liability. Actions taken by other participating employers may lead to adverse changes in the financial condition of a multiemployer benefit plan and the Company’s withdrawal liability and contributions may increase.



McKESSON CORPORATION
FINANCIAL NOTES (Continued)

Contributions and amounts accrued for U.S. plans were not material for the years ended March 31, 2022, 2021, and 2020. Contributions to the POA for non-U.S. plans exceeding 5% of total plan contributions were \$20 million, \$22 million, and \$17 million in 2022, 2021, and 2020, respectively. Based on actuarial calculations, the Company estimates the funded status for its non-U.S. Plans to be approximately 88% as of March 31, 2022. No amounts were accrued for liability associated with the POA as the Company has no intention to withdraw from the plan.

Defined Contribution Plans

The Company has a contributory retirement savings plan ("RSP") for U.S. eligible employees. Eligible employees may contribute to the RSP up to 75% of their eligible compensation on a pre-tax or post-tax basis not to exceed IRS limits. The Company makes matching contributions in an amount equal to 100% of the employee's first 3% of pay contributed and 50% for the next 2% of pay contributed. The Company also may make an additional annual matching contribution for each plan year to enable participants to receive a full match based on their annual contribution. The Company also contributed to non-U.S. plans that are available in certain countries. Contribution expenses for the RSP and non-U.S. plans were \$116 million for the year ended March 31, 2022 and \$102 million for each of the years ended March 31, 2021 and 2020.

Postretirement Benefits

The Company maintains a number of postretirement benefit plans, primarily consisting of healthcare and life insurance ("welfare") benefits, for certain eligible U.S. employees. Eligible employees consist of those who retired before March 31, 1999 and those who retired after March 31, 1999, but were an active employee as of that date, after meeting other age-related criteria. It also provides postretirement benefits for certain U.S. executives. Defined benefit plan obligations are measured as of the Company's fiscal year-end. The net periodic (credit) expense for the Company's postretirement welfare benefits was not material for the years ended March 31, 2022, 2021, and 2020. The benefit obligation at March 31, 2022 and 2021 was \$56 million and \$64 million, respectively.

15. Hedging Activities

In the normal course of business, the Company is exposed to interest rate and foreign currency exchange rate fluctuations. At times, the Company limits these risks through the use of derivatives such as cross-currency swaps, foreign currency forward contracts, and interest rate swaps. In accordance with the Company's policy, derivatives are only used for hedging purposes. It does not use derivatives for trading or speculative purposes.

Foreign currency exchange risk

The Company conducts its business worldwide in U.S. dollars and the functional currencies of its foreign subsidiaries, including Euro, British pound sterling, and Canadian dollars. Changes in foreign currency exchange rates could have a material adverse impact on the Company's financial results that are reported in U.S. dollars. The Company is also exposed to foreign currency exchange rate risk related to its foreign subsidiaries, including intercompany loans denominated in non-functional currencies. The Company has certain foreign currency exchange rate risk programs that use foreign currency forward contracts and cross-currency swaps. These forward contracts and cross-currency swaps are generally used to offset the potential income statement effects from intercompany loans and other obligations denominated in non-functional currencies. These programs reduce but do not entirely eliminate foreign currency exchange rate risk.



McKESSON CORPORATION
FINANCIAL NOTES (Continued)

Non-Derivative Instruments Designated as Hedges

At March 31, 2022 and 2021, the Company had €1.1 billion and €1.7 billion, respectively, of Euro-denominated notes designated as non-derivative net investment hedges. These hedges are utilized to hedge portions of the Company's net investments in non-U.S. subsidiaries against the effect of exchange rate fluctuations on the translation of foreign currency balances to the U.S. dollar. For all notes that are designated as net investment hedges and meet effectiveness requirements, the changes in carrying value of the notes attributable to the change in spot rates are recorded in foreign currency translation adjustments in "Accumulated other comprehensive loss" in the Consolidated Statements of Stockholders' Equity (Deficit) where they offset foreign currency translation gains and losses recorded on the Company's net investments. To the extent foreign currency-denominated notes designated as net investment hedges are ineffective, changes in carrying value attributable to the change in spot rates are recorded in earnings.

On September 30, 2019, the Company de-designated its £450 million British pound sterling-denominated notes prospectively from net investment hedges as the hedging relationship ceased to be effective.

Foreign currency gains or losses from net investment hedges recorded within Other comprehensive income were gains of \$73 million in 2022, losses of \$118 million in 2021, and gains of \$39 million in 2020. Ineffectiveness on the Company's non-derivative net investment hedges during 2020 resulted in gains of \$34 million which were recorded in earnings in "Other income, net" in the Consolidated Statement of Operations. There was no ineffectiveness in the Company's net investment hedges for the years ended March 31, 2022 and 2021.

Derivatives Designated as Hedges

At March 31, 2022 and 2021, the Company had cross-currency swaps designated as net investment hedges with a total gross notional amount of \$500 million Canadian dollars. Under the terms of the cross-currency swap contracts, the Company agrees with third parties to exchange fixed interest payments in one currency for fixed interest payments in another currency at specified intervals and to exchange principal in one currency for principal in another currency, calculated by reference to agreed-upon notional amounts. These swaps are utilized to hedge portions of the Company's net investments denominated in Canadian dollars against the effect of exchange rate fluctuations on the translation of foreign currency balances to the U.S. dollar. The changes in the fair value of these derivatives attributable to the changes in spot currency exchange rates and differences between spot and forward interest rates are recorded in "Accumulated other comprehensive loss" in the Consolidated Statements of Stockholders' Equity (Deficit) where they offset foreign currency translation gains and losses recorded on the Company's net investments denominated in Canadian dollars. To the extent cross-currency swaps designated as hedges are ineffective, changes in carrying value attributable to the change in spot rates are recorded in earnings. There was no ineffectiveness in the Company's net investment hedges for the years ended March 31, 2022, 2021, and 2020. The cross-currency swaps will mature in November 2024.

In 2020, the Company terminated its cross-currency swaps designated as net investment hedges with a total gross notional amount of £932 million British pound sterling swaps. The termination was due to ineffectiveness in its British pound sterling hedging program that arose due to 2019 impairments of goodwill and certain long-lived assets in the U.K. businesses. Proceeds from the termination of these swaps totaled \$84 million and resulted in a settlement gain of \$34 million in 2020. This gain was recorded in earnings in "Other income, net" in the Consolidated Statements of Operations.

Gains or losses from the Company's cross-currency swaps designated as net investment hedges recorded in Other comprehensive income were losses of \$4 million and \$119 million in 2022 and 2021, respectively, and



McKESSON CORPORATION FINANCIAL NOTES (Continued)

gains of \$76 million in 2020. There was no ineffectiveness in the Company's hedges for the years ended March 31, 2022, 2021 and 2020.

On September 30, 2019, the Company entered into a number of cross-currency swaps designated as fair value hedges with total notional amounts of £450 million British pound sterling. Under the terms of the cross-currency swap contracts, the Company agreed with third parties to exchange fixed interest payments in British pound sterling for floating interest payments in U.S. dollars based on three-month LIBOR plus a spread. These swaps are utilized to hedge the changes in the fair value of the underlying £450 million British pound sterling notes resulting from changes in benchmark interest rates and foreign exchange rates. The changes in the fair value of these derivatives, which are designated as fair value hedges, and the offsetting changes in the fair value of the hedged notes are recorded in earnings. Gains from these fair value hedges recorded in earnings were largely offset by the losses recorded in earnings related to these notes. The swaps will mature in February 2023.

From time to time, the Company also enters into cross-currency swaps to hedge intercompany loans denominated in non-functional currencies. For cross-currency swap transactions, the Company agrees with third parties to exchange fixed interest payments in one currency for fixed interest payments in another currency at specified intervals and to exchange principal in one currency for principal in another currency, calculated by reference to agreed-upon notional amounts. These cross-currency swaps are designed to reduce the income statement effects arising from fluctuations in foreign exchange rates and have been designated as cash flow hedges. At March 31, 2022 and 2021, the Company had cross-currency swaps with total gross notional amounts of approximately \$1.3 billion and \$2.6 billion, respectively, which are designated as cash flow hedges. These swaps will mature between July 2022 and January 2024.

For forward contracts and cross-currency swaps that are designated as cash flow hedges, the effective portion of changes in the fair value of the hedges is recorded in Accumulated other comprehensive loss and reclassified into earnings in the same period in which the hedged transaction affects earnings. Changes in fair values representing hedge ineffectiveness are recognized in current earnings.

On April 27, 2020, the Company entered into forward starting interest rate swaps designated as cash flow hedges, with combined notional amounts of \$500 million and €600 million, to hedge the variability of future benchmark interest rates on planned bond issuances. Under the terms of the forward interest rate swap contracts, the Company agreed with third parties to pay fixed interest payments for the \$500 million swaps for floating interest payments in U.S. dollars based on three-month LIBOR and to pay fixed interest payments for floating interest payments in Euros based on six-month Euro Interbank Offered Rate ("EURIBOR") for the €600 million swaps. The \$500 million swaps were terminated upon the issuance of the 2025 Notes in November 2020. The settlement loss on the swaps was not material and will be amortized on a straight-line basis as interest expense over the five-year life of the 2025 Notes. The €600 million swaps were terminated in the second quarter of 2022 and the loss on termination of the swaps recorded in interest expense was not material for the year ended March 31, 2022. Refer to Financial Note 12, "Debt and Financing Activities," for more information.

During 2022, the Company entered into forward starting interest rate swaps designated as cash flow hedges, with a combined notional amount of \$500 million, to hedge the variability of future benchmark interest rates on a planned bond issuance. Under the terms of the forward interest rate swap contracts, the Company agreed with third parties to pay fixed interest payments for the \$500 million swaps for floating interest payments in U.S. dollars based on three-month LIBOR.

Gains or losses from cash flow hedges recorded in Other comprehensive income were gains of \$21 million in 2022, losses of \$42 million in 2021, and gains of \$98 million in 2020. Gains or losses reclassified from



McKESSON CORPORATION
FINANCIAL NOTES (Continued)

Accumulated other comprehensive income and recorded in “Selling, distribution, general, and administrative expenses” in the Consolidated Statements of Operations were not material in 2022, 2021, and 2020. There was no ineffectiveness in the Company’s cash flow hedges for the years ended March 31, 2022, 2021, and 2020.

Derivatives Not Designated as Hedges

Derivative instruments not designated as hedges are marked-to-market at the end of each accounting period with the change in value included in earnings.

From time to time, the Company enters into forward contracts to hedge the Euro against cash flows denominated in British pound sterling and other European currencies. At March 31, 2022 and 2021, the total gross notional amounts of these contracts were nil and \$39 million, respectively. Changes in the fair values for contracts not designated as hedges are recorded directly into earnings in “Selling, distribution, general, and administrative expenses” in the Consolidated Statements of Operations. Changes in the fair values were not material in 2022, 2021, and 2020. Gains or losses from these contracts are largely offset by changes in the value of the underlying intercompany obligations.

In 2020, the Company also entered into a number of forward contracts and swaps to offset a portion of the earnings impacts from the ineffectiveness of the non-derivative net investment hedges discussed above. These contracts matured through January 2020 and none of these contracts were designated for hedge accounting. In December 2019, the Company entered into a series of forward contracts with a total notional amount of €250 million to offset the earnings impact from its Euro-denominated notes. These contracts and the notes against which they are offsetting matured in February 2020 and were not designated for hedge accounting. Changes in the fair value for contracts not designated as hedges are recorded directly in earnings. In 2020, losses of \$44 million were recorded in earnings in “Other income, net” in the Consolidated Statements of Operations, which offset the ineffectiveness on the Company’s non-derivative net investment hedges noted above.



McKESSON CORPORATION
FINANCIAL NOTES (Continued)

Information regarding the fair value of derivatives on a gross basis is as follows:

| <i>(In millions)</i> | Balance Sheet Caption | March 31, 2022 | | | March 31, 2021 | | |
|--|--|-----------------------------|--------------|-------------------------|-----------------------------|---------------|----------------------------|
| | | Fair Value of Derivative | | U.S. Dollar Notional | Fair Value of Derivative | | U.S. Dollar Notional |
| | | Asset | Liability | | Asset | Liability | |
| Derivatives designated for hedge accounting | | | | | | | |
| Cross-currency swaps (current) | Prepaid expenses and other/Other accrued liabilities | \$ 30 | \$ 39 | \$1,537 | \$ 4 | \$ 47 | \$ 826 |
| Cross-currency swaps (non-current) | Other non-current assets/liabilities | — | 36 | 679 | 72 | 92 | 2,663 |
| Forward starting interest rate swaps (current) | Other accrued liabilities | 31 | — | 500 | — | 7 | 704 |
| Total | | <u>\$ 61</u> | <u>\$ 75</u> | | <u>\$ 76</u> | <u>\$ 146</u> | |
| Derivatives not designated for hedge accounting | | | | | | | |
| Foreign exchange contracts (current) | Prepaid expenses and other | \$ — | \$ — | \$ — | \$ — | \$ — | \$ 29 |
| Foreign exchange contracts (current) | Other accrued liabilities | — | — | — | — | 1 | 10 |
| Total | | <u>\$ —</u> | <u>\$ —</u> | | <u>\$ —</u> | <u>\$ 1</u> | |

Refer to Financial Note 16, “Fair Value Measurements,” for more information on these recurring fair value measurements.

16. Fair Value Measurements

The Company measures certain assets and liabilities at fair value in accordance with Accounting Standards Codification (“ASC”) Topic 820, *Fair Value Measurements and Disclosures*. The fair value hierarchy consists of three levels of inputs that may be used to measure fair value as follows:

- Level 1 — quoted prices in active markets for identical assets or liabilities.
- Level 2 — significant other observable market-based inputs.
- Level 3 — significant unobservable inputs for which little or no market data exists and requires considerable assumptions that are significant to the fair value measurement.

Assets and Liabilities Measured at Fair Value on a Recurring Basis

Cash and cash equivalents at March 31, 2022 and 2021 included investments in money market funds of \$981 million and \$1.6 billion, respectively, which are reported at fair value. The fair value of money market funds was determined using quoted prices for identical investments in active markets, which are considered to be Level 1 inputs under the fair value measurements and disclosure guidance. The carrying value of all other cash equivalents approximates their fair value due to their relatively short-term nature. Fair values for the Company’s marketable securities were not material at March 31, 2022 and 2021.



McKESSON CORPORATION
FINANCIAL NOTES (Continued)

Fair values of the Company's interest rate swaps and foreign currency forward contracts were determined using observable inputs from available market information, including quoted interest rates, foreign currency exchange rates, and other observable inputs from available market information. These inputs are considered Level 2 under the fair value measurements and disclosure guidance, and may not be representative of actual values that could have been realized or that will be realized in the future. Refer to Financial Note 15, "Hedging Activities," for fair value and other information on the Company's derivatives including interest rate swaps, forward foreign currency contracts, and cross-currency swaps.

The Company holds investments in equity securities of U.S. growth stage companies that address both current and emerging business challenges in the healthcare industry and which had carrying values of \$346 million and \$269 million at March 31, 2022 and 2021, respectively. These investments primarily consist of equity securities without readily determinable fair values and are included in "Other non-current assets" in the Consolidated Balance Sheets. During 2022 and 2021, certain of the Company's investments in equity securities without readily determinable fair values experienced transactions which resulted in changes in the observable price of those securities. Additionally, in 2021, certain of the Company's investments in equity securities were converted into shares of public common stock through initial public offerings and an acquisition. The Company exited most of its investments in publicly traded shares in the fourth quarter of 2021. Net gains related to the Company's investments in these equity securities were approximately \$98 million and \$133 million, respectively, for the years ended March 31, 2022 and 2021. These net gains were recorded in "Other income, net" in the Consolidated Statements of Operations. The carrying value of publicly traded investments was determined using quoted prices for identical investments in active markets and are considered to be Level 1 inputs.

Assets and Liabilities Measured at Fair Value on a Nonrecurring Basis

In addition to assets and liabilities that are measured at fair value on a recurring basis, the Company's assets and liabilities are also subject to nonrecurring fair value measurements. Generally, assets are recorded at fair value on a nonrecurring basis as a result of impairment charges, including long-lived assets associated with the Company's restructuring initiatives as discussed in more detail in Financial Note 3, "Restructuring, Impairment, and Related Charges, Net."

At March 31, 2022, the assets and liabilities associated with the E.U. disposal group and U.K. disposal group classified as held for sale were measured at the lower of carrying value or fair value less costs to sell, as discussed in more detail in Financial Note 2, "Held for Sale." Additionally, at March 31, 2022, assets measured at fair value on a nonrecurring basis included certain long-lived assets within the International segment related to the Company's operations in Denmark and its retail pharmacy businesses in Canada, as discussed in Financial Note 3, "Restructuring, Impairment, and Related Charges, Net."

At March 31, 2021, assets measured at fair value on a nonrecurring basis included long-lived assets of the Company's International segment and its Europe Retail Pharmacy reporting unit within the International segment. Refer to Financial Note 3, "Restructuring, Impairment, and Related Charges, Net" and Financial Note 11, "Goodwill and Intangible Assets, Net," for more information.

The aforementioned investments in equity securities of U.S. growth stage companies include the carrying value of investments without readily determinable fair values, which were determined using a measurement alternative and are recorded at cost less impairment, plus or minus any changes in observable price from orderly transactions of the same or similar security of the same issuer. These inputs are considered Level 2 under the fair value measurements and disclosure guidance and may not be representative of actual values that could have been realized or that will be realized in the future.



McKESSON CORPORATION FINANCIAL NOTES (Continued)

There were no other liabilities measured at fair value on a nonrecurring basis at March 31, 2022 and 2021.

Other Fair Value Disclosures

At March 31, 2022 and 2021, the carrying amounts of cash, certain cash equivalents, restricted cash, marketable securities, receivables, drafts and accounts payable, short-term borrowings, and other current liabilities approximated their estimated fair values because of the short maturity of these financial instruments.

The Company determines the fair value of commercial paper using quoted prices in active markets for identical instruments, which are considered Level 1 inputs under the fair value measurements and disclosure guidance.

The Company's long-term debt is also recorded at amortized cost. The carrying value and fair value of the Company's long-term debt was as follows:

| <i>(In millions)</i> | March 31, 2022 | | March 31, 2021 | |
|--|----------------|------------|----------------|------------|
| | Carrying Value | Fair Value | Carrying Value | Fair Value |
| Long-term debt, including current maturities | \$5,879 | \$5,999 | \$7,148 | \$7,785 |

The estimated fair value of the Company's long-term debt was determined using quoted market prices in a less active market and other observable inputs from available market information, which are considered to be Level 2 inputs, and may not be representative of actual values that could have been realized or that will be realized in the future.

Goodwill

Fair value assessments of the reporting unit and the reporting unit's net assets, which are performed for goodwill impairment tests, are considered a Level 3 measurement due to the significance of unobservable inputs developed using company-specific information. The Company considered a market approach as well as an income approach using a DCF model to determine the fair value of each reporting unit.

Refer to Financial Note 11, "Goodwill and Intangible Assets, Net," for more information regarding goodwill impairment charges recorded for certain reporting units during 2021.

Long-lived Assets

The Company utilizes multiple approaches including the DCF model and market approaches for estimating the fair value of intangible assets. The future cash flows used in the analysis are based on internal cash flow projections from its long-range plans and include significant assumptions by management. Accordingly, the fair value assessment of the long-lived assets is considered a Level 3 fair value measurement.

The Company measures certain long-lived and intangible assets at fair value on a nonrecurring basis when events occur that indicate an asset group may not be recoverable. If the carrying amount of an asset group is not recoverable, an impairment charge is recorded to reduce the carrying amount by the excess over its fair value. Refer to Financial Note 3, "Restructuring, Impairment, and Related Charges, Net" under the heading "Long-Lived Asset Impairments" for more information.



McKESSON CORPORATION
FINANCIAL NOTES (Continued)

17. Financial Guarantees and Warranties

Financial Guarantees

The Company has agreements with certain of its customers' financial institutions, primarily in its International segment, under which it has guaranteed the repurchase of its customers' inventory or its customers' debt in the event these customers are unable to meet their obligations to those financial institutions. For the Company's inventory repurchase agreements, among other requirements, inventories must be in a resalable condition and any repurchase would be at a discount. The inventory repurchase agreements mostly relate to certain Canadian customers and generally range from one to two years. Customers' debt guarantees generally range from one to 10 years and are primarily provided to facilitate financing for certain customers. The majority of the Company's customers' debt guarantees are secured by certain assets of the customer. At March 31, 2022, the maximum amounts of inventory repurchase guarantees and customers' debt guarantees were \$367 million and \$84 million, respectively, of which the Company has not accrued any material amounts. The expirations of these financial guarantees are as follows: \$309 million, \$45 million, \$6 million, \$15 million, and \$12 million from 2023 through 2027, respectively, and \$64 million thereafter.

At March 31, 2022, the Company's banks and insurance companies have issued \$214 million of standby letters of credit and surety bonds, which were issued on the Company's behalf primarily related to its customer contracts and in order to meet the security requirements for statutory licenses and permits, court and fiduciary obligations, pension obligations in Europe, and its workers' compensation and automotive liability programs.

The Company's software license agreements generally include certain provisions for indemnifying customers against liabilities if its software products infringe a third party's intellectual property rights. To date, the Company has not incurred any material costs as a result of such indemnification agreements and has not accrued any liabilities related to such obligations.

In conjunction with certain transactions, primarily divestitures, the Company may provide routine indemnification agreements (such as retention of previously existing environmental, tax, and employee liabilities) whose terms vary in duration and often are not explicitly defined. Where appropriate, obligations for such indemnifications are recorded as liabilities. Because the amounts of these indemnification obligations often are not explicitly stated, the overall maximum amount of these commitments cannot be reasonably estimated. Other than obligations recorded as liabilities at the time of divestiture, the Company has historically not made material payments as a result of these indemnification provisions.

Warranties

In the normal course of business, the Company provides certain warranties and indemnification protection for its products and services. For example, the Company provides warranties that the pharmaceutical and medical-surgical products it distributes are in compliance with the U.S. Food, Drug, and Cosmetic Act and other applicable laws and regulations. It has received the same warranties from its suppliers, which customarily are the manufacturers of the products. In addition, the Company has indemnity obligations to its customers for these products, which have also been provided from its suppliers, either through express agreement or by operation of law. Accrued warranty costs were not material to the Consolidated Balance Sheets.

18. Commitments and Contingent Liabilities

In addition to commitments and obligations incurred in the ordinary course of business, the Company is subject to a variety of claims and legal proceedings, including claims from customers and vendors, pending and



McKESSON CORPORATION
FINANCIAL NOTES (Continued)

potential legal actions for damages, governmental investigations, and other matters. The Company and its affiliates are parties to the legal claims and proceedings described below. The Company is vigorously defending itself against those claims and in those proceedings. Significant developments in those matters are described below. If the Company is unsuccessful in defending, or if it determines to settle, any of these matters, it may be required to pay substantial sums, be subject to injunction and/or be forced to change how it operates its business, which could have a material adverse impact on its financial position or results of operations.

Unless otherwise stated, the Company is unable to reasonably estimate the loss or a range of possible loss for the matters described below. Often, the Company is unable to determine that a loss is probable, or to reasonably estimate the amount of loss or a range of loss, for a claim because of the limited information available and the potential effects of future events and decisions by third parties, such as courts and regulators, that will determine the ultimate resolution of the claim. Many of the matters described are at preliminary stages, raise novel theories of liability or seek an indeterminate amount of damages. It is not uncommon for claims to remain unresolved over many years. The Company reviews loss contingencies at least quarterly to determine whether the likelihood of loss has changed and whether it can make a reasonable estimate of the loss or range of loss. When the Company determines that a loss from a claim is probable and reasonably estimable, it records a liability for an estimated amount. The Company also provides disclosure when it is reasonably possible that a loss may be incurred or when it is reasonably possible that the amount of a loss will exceed its recorded liability. Amounts included within "Claims and litigation charges, net" in the Consolidated Statement of Operations consist of estimated loss contingencies related to opioid-related litigation matters.

I. Litigation and Claims Involving Distribution of Controlled Substances

The Company and its affiliates have been sued as defendants in many cases asserting claims related to distribution of controlled substances. They have been named as defendants along with other pharmaceutical wholesale distributors, pharmaceutical manufacturers, and retail pharmacy chains. The plaintiffs in these actions have included state attorneys general, county and municipal governments, school districts, tribal nations, hospitals, health and welfare funds, third-party payors, and individuals. These actions have been filed in state and federal courts throughout the U.S., and in Puerto Rico and Canada. They seek monetary damages and other forms of relief based on a variety of causes of action, including negligence, public nuisance, unjust enrichment, and civil conspiracy, as well as alleging violations of the Racketeer Influenced and Corrupt Organizations Act ("RICO"), state and federal controlled substances laws, and other statutes.

On July 21, 2021, the Company and the two other national pharmaceutical distributors (collectively "Distributors") announced that they had negotiated a comprehensive proposed settlement agreement which, if all conditions were satisfied, would result in the settlement of a substantial majority of opioid lawsuits filed by state and local governmental entities. On February 25, 2022, the Distributors determined that there was sufficient State and subdivision participation to proceed with an agreement ("Settlement") to settle a substantial majority of opioids-related lawsuits filed against the Distributors by U.S. states, territories, and local governmental entities. As previously disclosed, 46 of 49 eligible states and their participating subdivisions, as well as the District of Columbia and all eligible territories (collectively, "Settling Governmental Entities"), have agreed to join the Settlement. To date, over 98% of eligible political subdivisions that have brought opioid-related suits against the Company, as calculated by population under the agreement, have agreed to participate in the settlement or have had their claims addressed by state legislation.

The Settlement became effective on April 2, 2022. If all conditions to the Settlement are satisfied, including the receipt of approval by relevant courts of consent decrees to dismiss the lawsuits, the Distributors would pay the Settling Governmental Entities up to approximately \$19.5 billion over 18 years, with up to approximately



McKESSON CORPORATION FINANCIAL NOTES (Continued)

\$7.4 billion to be paid by the Company for its 38.1% portion. Under the Settlement, a minimum of 85% of the settlement payments must be used by state and local governmental entities to remediate the opioid epidemic. Most of the remaining percentage relates to plaintiffs' attorneys' fees and costs, and would be payable over a shorter time period. Under the Settlement, the Distributors will establish a clearinghouse to consolidate their controlled-substance distribution data, which will be available to the settling U.S. states to use as part of their anti-diversion efforts. The Settlement provides that the Distributors do not admit liability or wrongdoing and do not waive any defenses.

Before the effective date of the Settlement, the Company entered into separate settlement agreements with the states of New York, Ohio, Rhode Island, Texas, and Florida. These states intended to participate in the Settlement when it was finalized, and these agreements provided that each state and its participating subdivisions would receive a settlement consistent with their allocation under the comprehensive Settlement framework, as well as, in some cases, certain attorneys' fees and costs. Now that the Settlement has become effective, these separate settlement agreements have become part of that broader agreement.

Three eligible states, Alabama, Oklahoma, and Washington, did not join the Settlement.

With respect to the claims of the Alabama attorney general, the Company has negotiated an agreement in principle under which the Company will pay \$141 million in ten equal annual installments and an additional approximately \$33 million in attorney fees and costs to resolve the opioid-related claims of the state of Alabama and its subdivisions. On May 3, 2022, the Distributors announced an agreement with the attorney general of Washington to settle the claims of the state of Washington and its subdivisions. Under that agreement, Washington and its subdivisions would be paid up to \$518 million, of which the Company's portion would be 38.1% (or approximately \$197 million), consistent with Washington's allocation under the comprehensive framework, as well as certain additional attorneys' fees and costs. The claims of the Oklahoma attorney general are pending in the District Court of Bryan County, Oklahoma (Case No. CJ-2020-84, 85, and 86), and trial is scheduled to begin in January 2023. The Company's loss contingency accruals for these three states and their subdivisions reflect the amounts of these agreements in principle or, where there is no agreement in principle, amounts equivalent to what that state and its subdivisions would have been allocated under the framework of the Settlement.

The Company previously settled with the state of West Virginia, and West Virginia and its subdivisions were not eligible to participate in the comprehensive Settlement. Claims of various West Virginia subdivisions remain pending in both state and federal courts. Trial in the case of Cabell County and City of Huntington occurred in the U.S. District Court for the Southern District of West Virginia and concluded on July 28, 2021. The outcome of that trial is pending. The claims of certain other West Virginia subdivisions are pending in the federal Multi-district Litigation and before the state Mass Litigation Panel. On September 30, 2021, the Mass Litigation Panel issued an order scheduling a liability-only trial on the public nuisance claims of certain political subdivisions against the Distributors for July 5, 2022. The Company's loss contingency accruals for the West Virginia subdivisions are reflected in the estimated liability for the opioid-related claims as of March 31, 2022.

With respect to the claims of Native American tribes, on September 28, 2021, the Company announced that the Distributors reached an agreement with the Cherokee Nation to pay approximately \$75 million over 6.5 years to resolve opioid-related claims, of which the Company's portion would be 38.1% (or, approximately \$29 million). The Company has also negotiated a broad resolution of opioid-related claims brought by Native American tribes. Under the proposed agreement, which has been endorsed by the leadership committee of counsel representing the tribes, the Distributors would pay the Native American tribes other than the Cherokee Nation approximately \$440 million over 6 years, of which the Company's portion would be 38.1% (or,



McKESSON CORPORATION
FINANCIAL NOTES (Continued)

approximately \$167 million). This broad resolution is contingent on the participation of a substantial majority of the Native American tribes that have brought opioid-related claims against the Distributors. Under these agreements, a minimum of 85% of the settlement payments must be used by the Native American tribes to remediate the opioid epidemic. The Company's loss-contingency accruals for the Native American tribes reflect these amounts and are reflected in the estimated liability for the opioid-related claims as of March 31, 2022.

Although the Settlement terminated the substantial majority of opioid-related suits pending against the Company, a small number of subdivisions in participating states have opted not to participate in the comprehensive settlement, and other suits brought by subdivisions in non-participating states remain pending. The Company continues to prepare for trial in these pending matters and believes that it has valid defenses to the claims pending against it, and it intends to vigorously defend against all such claims if acceptable settlement terms are not achieved. The Company's loss contingency accruals for these subdivisions are reflected in the estimated liability for the opioid-related claims consistent with what would be allocated under the framework of the settlement.

The Company has paid \$157 million in payments to date associated with the Settlement and separate settlement agreements of opioid-related claims of participating states, subdivisions, and Native American tribes.

The Company's estimated accrued liability for the opioid-related claims of governmental entities is as follows:

| <i>(In millions)</i> | <u>March 31, 2022</u> | <u>March 31, 2021</u> |
|---|-----------------------|-----------------------|
| Current litigation liabilities ^{(1) (2)} | \$1,046 | \$ — |
| Long-term litigation liabilities | <u>7,220</u> | <u>8,067</u> |
| Total litigation liabilities | <u>\$8,266</u> | <u>\$8,067</u> |

(1) This amount, recorded in "Other accrued liabilities" in the Consolidated Balance Sheet, is the amount estimated to be paid prior to March 31, 2023.

(2) In light of the uncertainty of the timing of amounts that would be paid with respect to the charge, the charge was recorded in "Long-term litigation liabilities" in our Consolidated Balance Sheet as of March 31, 2021.

Consistent with the terms of the Settlement, the Company placed approximately \$354 million into escrow on September 30, 2021. During the second half of 2022, the Company placed an additional net \$41 million into escrow to reflect the participation of additional states, and as part of a separate agreement in principle with the Alabama attorney general. Those escrow amounts were presented as restricted cash within "Prepaid expenses and other" in our Consolidated Balance Sheet as of March 31, 2022. These amounts excluded the proportionate allocation under the Settlement for each non-participating state. The Settlement created a binding obligation to release the funds from escrow upon entry of consent judgments and establishment of a settlement administrator.

Although the vast majority of opioid claims have been brought by governmental entities in the U.S., the Company is also a defendant in cases brought in the U.S. by private plaintiffs, such as hospitals, health and welfare funds, third-party payors, and individuals, as well as four cases brought in Canada (three by governmental or tribal entities and one by an individual). These claims, and those of private entities generally, are not included in the Settlement or in the charges recorded by the Company, described above. The Company believes it has valid legal defenses in these matters and intends to mount a vigorous defense. Trial is scheduled for July 18, 2022 in one such case brought by a group of individual plaintiffs in Glynn County, Georgia Superior Court. These plaintiffs seek to recover for damages allegedly arising from their family members' abuse of prescription opioids. *Poppell v. Cardinal Health, Inc. et al.*, CE19-00472. The Company has not concluded a loss is probable in any of these matters; nor is any possible loss or range of loss reasonably estimable.



McKESSON CORPORATION
FINANCIAL NOTES (Continued)

Because of the many uncertainties associated with the remaining opioid-related litigation matters, the Company is not able to reasonably estimate the upper or lower ends of the range of ultimate possible loss for all opioid-related litigation matters. An adverse judgment or negotiated resolution in any of these matters could have a material adverse impact on the Company's financial position, cash flows or liquidity, or results of operations.

On August 8, 2018, the Company was served with a *qui tam* complaint pending in the United States District Court for the District of Massachusetts alleging that the Company violated the federal False Claims Act and various state false claims acts due to the alleged failure of the Company and other defendants to report providers who were engaged in diversion of controlled substances. *United States ex rel. Manchester v. Purdue Pharma, L.P., et al.*, Case No. 1-16-cv-10947. On August 22, 2018, the United States filed a motion to dismiss. The relator died, and on February 25, 2019 the court entered an order staying the matter until a proper party can be substituted, and providing that if no party is substituted within 90 days of February 25, 2019, the case would be dismissed. In April 2019, the widow of the relator filed a motion to substitute their daughter as the relator; the United States and defendants opposed this substitution request. The motion remains pending and the case remains stayed.

In December 2019, the Company was served with two *qui tam* complaints filed by the same two relators alleging violations of the federal False Claims Act, the California False Claims Act, and the California Unfair Business Practices statute based on alleged predicate violations of the Controlled Substances Act and its implementing regulations, *United States ex rel. Kelley*, 19-cv-2233, and *State of California ex rel. Kelley*, CGC-19-576931. The complaints seek relief including treble damages, civil penalties, attorney fees, and costs in unspecified amounts. On February 16, 2021, the court in the federal action dismissed the second amended complaint with prejudice, and the relators appealed the dismissal to the U.S. Court of Appeals for the Ninth Circuit, which affirmed the dismissal on March 10, 2022. On June 28, 2021, the court in the state action dismissed the complaint with prejudice, and the relators appealed the dismissal to the Superior Court of California, County of San Francisco.

Insurance Coverage Litigation

Two cases pending in the Northern District of California were filed against McKesson by its liability umbrella insurers about policies they issued to the Company for the period 1999-2017, AIU Insurance Company and National Union Fire Insurance Company of Pittsburgh, Pa. (together "AIG") and ACE Property and Casualty Insurance Company ("ACE"). *AIU Insurance Company et al. v. McKesson Corporation*, No. 3:20-cv-07469 (N.D. Cal.) was initiated by AIG in the Northern District of California on October 23, 2020. *Ace Property and Casualty Insurance Company v. McKesson Corporation et al.*, No. 3:20-cv-09356 (N.D. Cal.) was brought by ACE in California state court on November 2, 2020, and was removed by McKesson to federal court, transferred to the Northern District of California, and designated as related to the AIU action. AIG and ACE are seeking declarations that they have no duty to defend or indemnify McKesson in the thousands of lawsuits pending in federal and state courts related to opioids. In both actions, McKesson has asserted claims under the AIG and ACE policies seeking declarations and damages for past and future defense and indemnity costs. On April 5, 2022, the court issued an order granting partial summary judgment to the insurers that the Company's defense costs in certain opioid-related litigation were not covered by two of the insurance policies.

II. Other Litigation and Claims

On May 17, 2013, the Company was served with a complaint filed in the United States District Court for the Northern District of California by True Health Chiropractic Inc., alleging that McKesson sent unsolicited marketing faxes in violation of the Telephone Consumer Protection Act of 1991 ("TCPA"), as amended by the



McKESSON CORPORATION
FINANCIAL NOTES (Continued)

Junk Fax Protection Act of 2005 or JFPA, *True Health Chiropractic Inc., et al. v. McKesson Corporation, et al.*, No. CV-13-02219 (HG). Plaintiffs seek statutory damages from \$500 to \$1,500 per violation plus injunctive relief. True Health Chiropractic later amended its complaint, adding McLaughlin Chiropractic Associates as an additional named plaintiff and McKesson Technologies Inc. as a defendant. Both plaintiffs alleged that defendants violated the TCPA by sending faxes that did not contain notices regarding how to opt out of receiving the faxes. On August 13, 2019, the court granted plaintiffs' renewed motion for class certification. After class notice and the opt-out period, 9,490 fax numbers remain in the class, representing 48,769 faxes received. On October 8, 2021, the court de-certified the class citing the plaintiffs lacked class-wide proof identifying the manner of receipt, thus leaving two named Plaintiffs remaining in the case. On April 27, 2022, the Court found that the named Plaintiffs had failed to meet their burden to show Defendants willfully or knowingly violated the TCPA and therefore were not entitled to treble damages. The Court found McKesson liable for statutory damages in the amount of \$6,500.

On April 16, 2013, the Company's subsidiary, U.S. Oncology, Inc. ("USON"), was served with a third amended *qui tam* complaint filed in the United States District Court for the Eastern District of New York by two relators, purportedly on behalf of the United States, 21 states and the District of Columbia, against USON and five other defendants, alleging that USON solicited and received illegal "kickbacks" from Amgen in violation of the Anti-Kickback Statute, the False Claims Act, and various state false claims statutes, and seeking damages, treble damages, civil penalties, attorneys' fees and costs of suit, all in unspecified amounts, *United States ex rel. Piacentile v. Amgen Inc., et al.*, CV 04-3983 (SJ). Previously, the United States declined to intervene in the case as to all allegations and defendants except for Amgen. On September 30, 2013, the court granted the United States' motion to dismiss the claims pled against Amgen. On September 17, 2018, the court granted USON's motion to dismiss the claims pled against it, with leave to amend. On November 16, 2018, the relators filed a fourth amended complaint; that complaint was dismissed with prejudice on December 1, 2021. Plaintiffs filed a notice of appeal with the Court of Appeals for the Second Circuit on January 4, 2022.

On June 17, 2014, U.S. Oncology Specialty, LP ("USOS") was served with a fifth amended *qui tam* complaint filed in the United States District Court for the Eastern District of New York by a relator alleging that USOS, among others, solicited and received illegal "kickbacks" from Amgen in violation of the Anti-Kickback Statute, the federal False Claims Act, and various state false claims statutes, and seeking damages, treble damages, civil penalties, attorneys' fees and costs of suit, all in unspecified amounts, *United States ex rel. Hanks v. Amgen, Inc., et al.*, CV-08-03096 (SJ). Previously, the U.S. declined to intervene in the case as to all allegations and defendants except for Amgen. On September 17, 2018, the court granted USOS's motion to dismiss. Following the relator's appeal, the United States Court of Appeals for the Second Circuit vacated the district court's order and remanded the suit to the district court, directing it to consider the question of whether the suit should be dismissed for lack of jurisdiction. The district court granted the relator leave to amend the complaint for a seventh time. The relator filed the seventh amended complaint on November 30, 2020.

On April 3, 2018, a second amended *qui tam* complaint was filed in the United States District Court for the Eastern District of New York by a relator, purportedly on behalf of the United States, 30 states, the District of Columbia, and two cities against McKesson Corporation, McKesson Specialty Care Distribution Corporation, McKesson Specialty Distribution LLC, McKesson Specialty Care Distribution Joint Venture, L.P., Oncology Therapeutics Network Corporation, Oncology Therapeutics Network Joint Venture, L.P., US Oncology, Inc. and US Oncology Specialty, L.P., alleging that from 2001 through 2010 the defendants repackaged and sold single-dose syringes of oncology medications in a manner that violated the federal False Claims Act and various state and local false claims statutes, and seeking damages, treble damages, civil penalties, attorneys' fees and costs of suit, all in unspecified amounts, *United States ex rel. Omni Healthcare Inc. v. McKesson Corporation, et al.*, 12-CV-06440 (NG). The United States and the named states have declined to intervene in the case. On



McKESSON CORPORATION
FINANCIAL NOTES (Continued)

October 15, 2018, the Company filed a motion to dismiss the complaint as to all named defendants. On February 4, 2019, the court granted the motion to dismiss in part and denied it in part, leaving the Company and Oncology Therapeutics Network Corporation as the only remaining defendants in the case. On December 9, 2019, the United States District Court for the Eastern District of New York ordered the unsealing of another complaint filed by the same relator, alleging the same misconduct and seeking the same relief with respect to US Oncology, Inc., purportedly on behalf of the same government entities, *United States ex rel. Omni Healthcare, Inc. v. US Oncology, Inc.*, 19-cv-05125. The United States and the named states declined to intervene in the case.

The Company is a defendant in an amended complaint filed on June 15, 2018 in a case pending in the United States District Court for the Southern District of Illinois alleging that the Company's subsidiary, McKesson Medical-Surgical Inc., among others, violated the Sherman Act by restraining trade in the sale of safety and conventional syringes and safety IV catheters. *Marion Diagnostic Center, LLC v. Becton, Dickinson, et al.*, No. 18:1059. The action is filed on behalf of a purported class of purchasers, and seeks treble damages and further relief, all in unspecified amounts. On July 20, 2018, the defendants filed a motion to dismiss. On November 30, 2018, the district court granted the motion to dismiss, and dismissed the complaint with prejudice. On December 27, 2018, plaintiffs appealed the order to the United States Court of Appeals for the Seventh Circuit. On March 5, 2020, the United States Court of Appeals for the Seventh Circuit vacated the district court's order, and ruled that dismissal was appropriate on alternative grounds. The case was remanded to the district court to allow the plaintiffs an opportunity to amend their complaint. Plaintiffs filed an amended complaint on August 21, 2020. Defendants filed a motion to dismiss the amended complaint, which the district court granted on March 15, 2021. Plaintiffs appealed the order to the United States Court of Appeals for the Seventh Circuit, which affirmed the district court's dismissal on March 18, 2022.

On December 30, 2019, a group of independent pharmacies and a hospital filed a purported class action complaint alleging that the Company and other distributors violated the Sherman Act by colluding with manufacturers to restrain trade in the sale of generic drugs. *Reliable Pharmacy, et al. v. Actavis Holdco US, et al.*, No. 2:19-cv-6044; MDL No. 16-MD-2724. The complaint seeks relief including treble damages, disgorgement, attorney fees, and costs in unspecified amounts.

On December 12, 2018, the Company received a purported class action complaint in the United States District Court for the Northern District of California, alleging that McKesson and two of its former officers, CEO John Hammergren and CFO James Beer, violated the Securities Exchange Act of 1934 by reporting profits and revenues from 2013 until early 2017 that were false and misleading, due to an alleged undisclosed conspiracy to fix the prices of generic drugs. *Evanston Police Pension Fund v. McKesson Corporation*, No. 3:18-06525. The complaint seeks relief including damages, attorney fees, and costs in unspecified amounts. On February 8, 2019, the court appointed the Pension Trust Fund for Operating Engineers as the lead plaintiff. On April 10, 2019, the lead plaintiff filed an amended complaint that added insider trading allegations against defendant Hammergren. On April 8, 2021, the court granted plaintiff's motion for class certification.

In July 2015, The Great Atlantic & Pacific Tea Company ("A&P"), a former customer of the Company, filed for reorganization in bankruptcy under Chapter 11 of the United States Bankruptcy Code in the Bankruptcy Court for the Southern District of New York. *In re The Great Atlantic & Pacific Tea Company, Inc., et al.*, Case No. 15-23007. A suit filed in 2017 against the Company in this bankruptcy case seeks to recover alleged preferential transfers. *The Official Committee of Unsecured Creditors on behalf of the bankruptcy estate of The Great Atlantic & Pacific Tea Company, Inc., et al. v. McKesson Corporation d/b/a McKesson Drug Co.*, Adv. Proc. No. 17-08264.

In October 2019, the Company's subsidiary NDCHealth Corporation dba RelayHealth ("RelayHealth") was served with three purported class action complaints filed in the United States District Court for the Northern



McKESSON CORPORATION
FINANCIAL NOTES (Continued)

District of Illinois. The complaints allege that RelayHealth violated the Sherman Act by entering into an agreement with co-defendant Surescripts, LLC not to compete in the electronic prescription routing market, and by conspiring with Surescripts, LLC to monopolize that market, *Powell Prescription Center, et al. v. Surescripts, LLC, et al.*, No. 1:19-cv-06627; *Intergrated Pharmaceutical Solutions LLC v. Surescripts, LLC, et al.*, 1:19-cv-06778; *Falconer Pharmacy, Inc. v. Surescripts LLC, et al.*, No. 1:19-cv-07035. In November 2019, three similar complaints were filed in the United States District Court for the Northern District of Illinois. *Kennebunk Village Pharmacy, Inc. v. SureScripts, LLC, et al.*, 1:19-cv-7445; *Whitman v. SureScripts, LLC et al.*, No. 1:19-cv-7448; *BBK Global Corp. v. SureScripts, LLC et al.*, 1:19-cv-7640. In December 2019, the six actions were consolidated in the Northern District of Illinois. The complaints seek relief including treble damages, attorney fees, and costs. Plaintiffs and RelayHealth reached an agreement in June 2020 to resolve the class action lawsuits and RelayHealth paid into escrow an amount not material in the context of the Company's overall financial results. The settlement does not include any admission of liability, and RelayHealth expressly denies wrongdoing. The Court granted Plaintiffs' motion for final approval of the settlement on February 24, 2022.

In July 2020, the Company was served with a first amended *qui tam* complaint filed in the United States District Court for the Southern District of New York by a relator on behalf of the U.S., 27 states and the District of Columbia against McKesson Corporation, McKesson Specialty Distribution LLC, and McKesson Specialty Care Distribution Corporation, alleging that defendants violated the Anti-Kickback Statute, federal False Claims Act, and various state false claims statutes by providing certain business analytical tools to oncology practice customers, *United States ex rel. Hart v. McKesson Corporation, et al.*, 15-cv-00903-RA. The U.S. and the named states have declined to intervene in the case. The complaint seeks relief including damages, treble damages, civil penalties, attorney fees, and costs of suit, all in unspecified amounts. On May 5, 2022, the district court granted the Company's motion to dismiss the complaint, but granted the plaintiff leave to amend the complaint.

III. Government Subpoenas and Investigations

From time to time, the Company receives subpoenas or requests for information from various government agencies. The Company generally responds to such subpoenas and requests in a cooperative, thorough, and timely manner. These responses sometimes require time and effort and can result in considerable costs being incurred by the Company. Such subpoenas and requests can lead to the assertion of claims or the commencement of civil or criminal legal proceedings against the Company and other members of the health care industry, as well as to settlements of claims against the Company. The Company responds to these requests in the ordinary course of business. The following are examples of the type of subpoenas or requests the Company receives from time to time.

In May 2017 and August 2018, respectively, the Company was served with two separate Civil Investigative Demands by the U.S. Attorney's Office for the Eastern District of New York relating to the certification the Company obtained for two software products under the U.S. Department of Health and Human Services' Electronic Health Record Incentive Program.

In April and June 2019, the United States Attorney's Office for the Eastern District of New York served grand jury subpoenas seeking documents related to the Company's anti-diversion policies and procedures and its distribution of Schedule II controlled substances. The Company believes the subpoenas are part of a broader investigation by that office into pharmaceutical manufacturers' and distributors' compliance with the Controlled Substances Act and related statutes.

In January 2020, the United States Attorney's Office for the District of Massachusetts served a Civil Investigative Demand on the Company seeking documents related to certain discounts and rebates paid to physician practice customers.



McKESSON CORPORATION
FINANCIAL NOTES (Continued)

On November 21, 2016, the Belgian Competition Authority carried out inspections at the premises of several Belgian wholesalers, including Belmedis SA, which was subsequently acquired by the Company. Pharma Belgium NV was also part of the investigation. The Company resolved this matter in April 2022 by paying fines not material in the context of the Company's overall financial results that had been fully reserved for in the third quarter of 2022.

On May 19, 2021, the Norwegian Competition Authority carried out an inspection of Norsk Medisinaldepot AS regarding its and its competitors alleged sharing of competitively sensitive information.

In June 2021, the United States Department of Justice served a Civil Investigative Demand on the Company seeking documents related to distribution arrangements for ophthalmology products.

IV. State Opioid Statutes

Legislative, regulatory, or industry measures to address the misuse of prescription opioid medications could affect the Company's business in ways that it may not be able to predict. For example, in April 2018, the State of New York adopted the Opioid Stewardship Act (the "OSA") which required the creation of an aggregate \$100 million annual surcharge on all manufacturers and distributors licensed to sell or distribute opioids in New York. The initial surcharge payment would have been due on January 1, 2019 for opioids sold or distributed during calendar year 2017. On July 6, 2018, the Healthcare Distribution Alliance filed a lawsuit challenging the constitutionality of the law and seeking an injunction against its enforcement. On December 19, 2018, the U.S. District Court for the Southern District of New York found the law unconstitutional and issued an injunction preventing the State of New York from enforcing the law. The State appealed that decision. On September 14, 2020, a panel of the U.S. Court of Appeals for the Second Circuit reversed the district court's decision on procedural grounds. The Company has accrued a \$50 million pre-tax charge (\$37 million after-tax) as its estimated share of the OSA surcharge for calendar years 2017 and 2018. This OSA provision was recognized in "Selling, distribution, general, and administrative expenses" in the Consolidated Statement of Operations for the year ended March 31, 2021 and in "Other accrued liabilities" in the Consolidated Balance Sheet as of March 31, 2021. The State of New York adopted an excise tax on sales of opioids in the State, which became effective July 1, 2019. The law adopting the excise tax made clear that the OSA does not apply to sales or distributions occurring after December 31, 2018. The Healthcare Distribution Alliance filed a petition for panel rehearing, or, in the alternative, for rehearing en banc with the U.S. Court of Appeals for the Second Circuit; that petition was denied on December 18, 2020. On February 12, 2021, the Court of Appeals for the Second Circuit granted a motion by the Healthcare Distribution Alliance to stay its mandate pending the filing and disposition of a petition for writ of certiorari before the U.S. Supreme Court. That petition was denied on October 4, 2021. In December 2021, McKesson paid \$26 million for the assessment for calendar year 2017 while reserving all rights to challenge the constitutionality of the assessment.

V. Environmental Matters

Primarily as a result of the operation of the Company's former chemical businesses, which were fully divested by 1987, the Company is involved in various matters pursuant to environmental laws and regulations. The Company has received claims and demands from governmental agencies relating to investigative and remedial actions purportedly required to address environmental conditions alleged to exist at five sites where it, or entities acquired by it, formerly conducted operations and the Company, by administrative order or otherwise, has agreed to take certain actions at those sites, including soil and groundwater remediation.

Based on a determination by the Company's environmental staff, in consultation with outside environmental specialists and counsel, the current estimate of the Company's probable loss associated with the remediation



McKESSON CORPORATION FINANCIAL NOTES (Continued)

costs for these five sites is \$15 million, net of amounts anticipated from third parties. The \$15 million is expected to be paid out between April 2022 and March 2052. The Company has accrued for the estimated probable loss for these environmental matters.

The Company has been designated as a Potentially Responsible Party (“PRP”) under the Superfund law for environmental assessment and cleanup costs as the result of its alleged disposal of hazardous substances at 14 sites. With respect to these sites, numerous other PRPs have similarly been designated and while the current state of the law potentially imposes joint and several liabilities upon PRPs, as a practical matter, costs of these sites are typically shared with other PRPs. At one of these sites, the United States Environmental Protection Agency has selected a preferred remedy with an estimated cost of approximately \$1.4 billion. It is not certain at this point in time what proportion of this estimated liability will be borne by the Company. Accordingly, the Company’s estimated probable loss at those 14 sites is approximately \$29 million, which has been accrued for in the Consolidated Balance Sheets. However, it is possible that the ultimate costs of these matters may exceed or be less than the reserves.

VI. Value Added Tax Assessments

The Company operates in various countries outside the U.S. which collect value added taxes (“VAT”). The determination of the manner in which a VAT applies to the Company’s foreign operations is subject to varying interpretations arising from the complex nature of the tax laws. The Company has received assessments for VAT which are in various stages of appeal. The Company disagrees with these assessments and believes that it has a strong legal argument to defend its tax positions. Certain VAT assessments relate to years covered by an indemnification agreement. Due to the complex nature of the tax laws, it is not possible to estimate the outcome of these matters. However, based on currently available information, the Company believes the ultimate outcome of these matters will not have a material adverse effect on its financial position, cash flows or results of operations.

VII. Antitrust Settlements

Numerous lawsuits have been filed against certain brand pharmaceutical manufacturers alleging that the manufacturer, by itself or in concert with others, took improper actions to delay or prevent generic drugs from entering the market. These lawsuits are typically brought as class actions. The Company has not been named a plaintiff in any of these class action lawsuits, but has been a member of the class of those who purchased directly from the pharmaceutical manufacturers. Some of these class action lawsuits have settled in the past with the Company receiving proceeds, including \$46 million, \$181 million, and \$22 million in 2022, 2021, and 2020, respectively, which were included in “Cost of sales” in the Consolidated Statements of Operations.

VIII. Other Matters

The Company is involved in various other litigation, governmental proceedings, and claims, not described above, that arise in the normal course of business. While it is not possible to determine the ultimate outcome or the duration of such litigation, governmental proceedings, or claims, the Company believes, based on current knowledge and the advice of counsel, that such litigation, proceedings, and claims will not have a material impact on the Company’s financial position or results of operations.

19. Stockholders’ Equity (Deficit)

Each share of the Company’s outstanding common stock is permitted one vote on proposals presented to stockholders and is entitled to share equally in any dividends declared by the Board.



McKESSON CORPORATION
FINANCIAL NOTES (Continued)

In July 2021, the quarterly dividend was raised from \$0.42 to \$0.47 per common share for dividends declared on or after such date by the Board. Dividends were \$1.83 per share in 2022, \$1.67 per share in 2021, and \$1.62 in 2020. The Company anticipates that it will continue to pay quarterly cash dividends in the future. However, the payment and amount of future dividends remain within the discretion of the Board and will depend upon the Company's future earnings, financial condition, capital requirements, and other factors.

Share Repurchase Plans

Stock repurchases may be made from time-to-time in open market transactions, privately negotiated transactions, through accelerated share repurchase ("ASR") programs, or by combinations of such methods, any of which may use pre-arranged trading plans that are designed to meet the requirements of Rule 10b5-1(c) of the Securities Exchange Act of 1934. The timing of any repurchases and the actual number of shares repurchased will depend on a variety of factors, including the Company's stock price, corporate and regulatory requirements, restrictions under the Company's debt obligations, and other market and economic conditions. During the last three years, the Company's share repurchases were transacted through both open market transactions and ASR programs with third-party financial institutions.

Information regarding share repurchase activity over the last three years is as follows:

| | Share Repurchases ⁽¹⁾ | | |
|---|---|------------------------------|---|
| | Total Number of Shares Purchased ⁽²⁾ | Average Price Paid Per Share | Approximate Dollar Value of Shares that May Yet Be Purchased Under the Programs |
| <i>(In millions, except price per share data)</i> | | | |
| Balance, March 31, 2019 | | | \$ 3,469 |
| Shares repurchased — Open market | 9.2 | \$144.68 | (1,334) |
| Shares repurchased — May 2019 ASR | 4.7 | \$127.68 | (600) |
| Balance, March 31, 2020 | | | 1,535 |
| Shares repurchase authorization increase in 2021 | | | 2,000 |
| Shares repurchased — Open market ⁽³⁾ | 4.7 | \$160.33 | (750) |
| Balance, March 31, 2021 | | | 2,785 |
| Shares repurchased — May 2021 ASR | 5.2 | \$193.22 | (1,000) |
| Shares repurchased — Open market | 4.6 | \$217.73 | (1,007) |
| Shares repurchase authorization increase in 2022 | | | 4,000 |
| Shares repurchased — February 2022 ASR ⁽⁴⁾ | 4.8 | \$265.56 | (1,500) |
| Balance, March 31, 2022 | | | <u>\$ 3,278</u> |

- (1) This table does not include the value of equity awards surrendered to satisfy tax withholding obligations or forfeitures of equity awards. It also excludes shares related to the Company's Split-off of the Change Healthcare JV as described below.
- (2) The number of shares purchased reflects rounding adjustments.
- (3) Of the total dollar value, \$8 million was accrued within "Other accrued liabilities" in the Company's Consolidated Balance Sheet as of March 31, 2021 for share repurchases that were executed in late March and settled in early April.
- (4) In February 2022, the Company entered into an ASR program with a third-party financial institution to repurchase \$1.5 billion of the Company's common stock. The average price paid per share and total number of shares purchased under this program are estimates based on the initial share purchase price and initial delivery of shares under an ASR agreement and may differ from the average price paid per share and total number of shares purchased under the ASR program upon its final settlement in May 2022.



McKESSON CORPORATION
FINANCIAL NOTES (Continued)

On March 9, 2020, the Company completed the Split-off of its interest in the Change Healthcare JV. In connection with the Split-off, the Company distributed all 176.0 million outstanding shares of SpinCo common stock, which held all of the Company's interests in the Change Healthcare JV, to participating holders of the Company's common stock in exchange for 15.4 million shares of McKesson stock, which are now held as treasury stock on the Company's Consolidated Balance Sheets. Following consummation of the exchange offer, on March 10, 2020, SpinCo merged with and into Change with each share of SpinCo common stock converted into one share of Change common stock, par value \$0.001 per share, with cash being paid in lieu of fractional shares of Change common stock. See Financial Note 4, "Business Acquisitions and Divestitures," for more information.



McKESSON CORPORATION
FINANCIAL NOTES (Continued)

Accumulated Other Comprehensive Income (Loss)

Information regarding changes in the Company's accumulated other comprehensive income (loss) by component are as follows:

| <i>(In millions)</i> | Foreign Currency Translation Adjustments | | Unrealized Gains (Losses) on Cash Flow Hedges, Net of Tax | Unrealized Gains (Losses) and Other Components of Benefit Plans, Net of Tax | Total Accumulated Other Comprehensive Loss |
|--|---|---|---|---|--|
| | Foreign Currency Translation Adjustments, Net of Tax ⁽¹⁾ | Unrealized Gains (Losses) on Net Investment Hedges, Net of Tax ⁽²⁾ | | | |
| Balance at March 31, 2019 | \$ (1,628) | \$ 53 | \$ (37) | \$ (237) | \$ (1,849) |
| Other comprehensive income (loss) before reclassifications | (151) | 85 | 86 | 33 | 53 |
| Amounts reclassified to earnings and other ⁽³⁾ | — | — | — | 96 | 96 |
| Other comprehensive income (loss) | (151) | 85 | 86 | 129 | 149 |
| Less: amounts attributable to noncontrolling and redeemable noncontrolling interests | 1 | — | — | 2 | 3 |
| Other comprehensive income (loss) attributable to McKesson | (152) | 85 | 86 | 127 | 146 |
| Balance at March 31, 2020 | (1,780) | 138 | 49 | (110) | (1,703) |
| Other comprehensive income (loss) before reclassifications | 312 | (175) | (36) | (2) | 99 |
| Amounts reclassified to earnings and other ⁽⁴⁾ | 47 | — | — | 24 | 71 |
| Other comprehensive income (loss) | 359 | (175) | (36) | 22 | 170 |
| Less: amounts attributable to noncontrolling and redeemable noncontrolling interests | (60) | (1) | — | 8 | (53) |
| Other comprehensive income (loss) attributable to McKesson | 419 | (174) | (36) | 14 | 223 |
| Balance at March 31, 2021 | (1,361) | (36) | 13 | (96) | (1,480) |
| Other comprehensive income (loss) before reclassifications | (51) | 41 | 18 | 31 | 39 |
| Amounts reclassified to earnings and other ⁽⁵⁾ | 71 | (1) | (4) | 10 | 76 |
| Other comprehensive income | 20 | 40 | 14 | 41 | 115 |
| Less: amounts attributable to noncontrolling and redeemable noncontrolling interests | 5 | (6) | — | — | (1) |
| Other comprehensive income attributable to McKesson | 15 | 46 | 14 | 41 | 116 |
| Exercise of put right by noncontrolling shareholders of McKesson Europe AG | (158) | — | — | (12) | (170) |
| Balance at March 31, 2022 | <u>\$ (1,504)</u> | <u>\$ 10</u> | <u>\$ 27</u> | <u>\$ (67)</u> | <u>\$ (1,534)</u> |

(1) Primarily results from the conversion of non-U.S. dollar financial statements of the Company's operations in Europe and Canada into the Company's reporting currency, U.S. dollars.

(2) Amounts before reclassifications recorded in 2022, 2021, and 2020 include gains (losses) of \$73 million, \$(118) million, and \$39 million, respectively, related to net investment hedges from Euro-denominated notes and gains (losses) of \$(4)



McKESSON CORPORATION
FINANCIAL NOTES (Continued)

million, \$(119) million, and \$76 million, respectively, related to net investment hedges from cross-currency swaps. These amounts are net of income tax benefit (expense) of \$(23) million, \$62 million, and \$(30) million in 2022, 2021, and 2020, respectively.

- (3) Primarily reflects a reclassification of losses of \$127 million, net of \$33 million of income tax benefit, predominantly on the termination of the Company's U.S. defined benefit pension plan from "Accumulated other comprehensive loss" to "Other income, net" in the Company's Consolidated Statement of Operations.
- (4) Primarily includes adjustments for amounts related to the contribution of the Company's German pharmaceutical wholesale business to a joint venture, as discussed in more detail in Financial Note 2, "Held for Sale" and Financial Note 6, "Other Income, Net." These amounts were included in the 2021 and 2020 calculation of charges to remeasure the assets and liabilities held for sale to fair value less costs to sell recorded within Selling, distribution, general, and administrative expenses in the Consolidated Statements of Operations.
- (5) Primarily includes adjustments for amounts related to the sale of the Company's Austrian business, as discussed in more detail in Financial Note 2, "Held for Sale." These amounts were included in the 2022 calculation of charges to remeasure the assets and liabilities held for sale to fair value less costs to sell recorded within Selling, distribution, general, and administrative expenses in the Consolidated Statement of Operations.

20. Related Party Balances and Transactions

McKesson Europe has investments in pharmacies located across Europe that are accounted for under the equity method. McKesson Europe maintains distribution arrangements with these pharmacies for the sale of related goods and services under which revenues of \$137 million, \$178 million, and \$141 million are included in the Consolidated Statements of Operations for the years ended March 31, 2022, 2021, and 2020, respectively, and receivables related to these transactions included in the Consolidated Balance Sheets were not material as of March 31, 2022 and 2021. Predominately all of these pharmacies were divested from the Company in the fourth quarter of 2022 as part of the completed sale of the Company's Austrian business, while certain other remaining pharmacies are included in the E.U. disposal group and U.K. disposal group. Refer to Financial Note 2, "Held for Sale," for additional information.

In 2022, 2021, and 2020, the Company's pharmaceutical sales to one of its equity method investees in the U.S. Pharmaceutical segment totaled \$100 million, \$111 million, and \$60 million, respectively. Trade receivables related to these transactions from this investee were not material as of March 31, 2022 and 2021. During 2022, the Company's investment in this investee was no longer accounted for using the equity method and is not considered a related party as of March 31, 2022.

Refer to Financial Note 4, "Business Acquisitions and Divestitures," for information regarding related party balances and transactions with Change and the Change Healthcare JV.

21. Segments of Business

Commencing with the second quarter of 2021, the Company began reporting under four reportable segments: U.S. Pharmaceutical, RxTS, Medical-Surgical Solutions, and International. Other, for retrospective periods presented, consists of the Company's previous equity method investment in the Change Healthcare JV, which was split-off from McKesson in the fourth quarter of 2020. The organizational structure also includes Corporate, which consists of income and expenses associated with administrative functions and projects, and the results of certain investments. The factors for determining the reportable segments include the manner in which management evaluates the performance of the Company combined with the nature of the individual business activities. The Company evaluates the performance of its operating segments on a number of measures, including revenues and operating profit (loss) before interest expense and income taxes. Assets by operating segment are not reviewed by management for the purpose of assessing performance or allocating resources.



McKESSON CORPORATION
FINANCIAL NOTES (Continued)

The U.S. Pharmaceutical segment distributes branded, generic, specialty, biosimilar and over-the-counter pharmaceutical drugs, and other healthcare-related products. This segment also provides practice management, technology, clinical support, and business solutions to community-based oncology and other specialty practices. In addition, the segment sells financial, operational, and clinical solutions to pharmacies (retail, hospital, alternate site) and provides consulting, outsourcing, technological, and other services.

The RxTS segment serves McKesson's biopharma and life sciences partners and patients to address medication challenges for patients throughout their journeys. RxTS works across healthcare to connect pharmacies, providers, payers, and biopharma companies to deliver innovative access and adherence solutions designed to benefit stakeholders and help people get the medicine they need to live healthier lives. RxTS also offers third-party logistics and wholesale distribution support across various therapeutic categories and temperature ranges to biopharma customers throughout the product lifecycle.

The Medical-Surgical Solutions segment provides medical-surgical supply distribution, logistics, and other services to healthcare providers, including physician offices, surgery centers, nursing homes, hospital reference labs, and home health care agencies. This segment offers more than 285,000 national brand medical-surgical products as well as McKesson's own line of high-quality products through a network of distribution centers within the U.S.

The International segment includes the Company's operations in Europe and Canada, bringing together non-U.S.-based drug distribution services, specialty pharmacy, retail, and infusion care services. The Company's operations in Europe provide distribution and services to wholesale, institutional, and retail customers in 11 European countries where it owns, partners, or franchises with retail pharmacies and operates through two businesses: Pharmaceutical Distribution and Retail Pharmacy. The Company's Canada operations deliver vital medicines, supplies, and information technology solutions throughout Canada and includes Rexall Health retail pharmacies. In 2022, the Company entered into agreements to sell the E.U. disposal group and U.K. disposal group, and completed the sale of its Austrian business. Refer to Financial Note 2, "Held for Sale," for more information.

Other, for retrospective periods presented consists of the Company's previous investment in the Change Healthcare JV, which was split-off from the Company in the fourth quarter of 2020.



McKESSON CORPORATION
FINANCIAL NOTES (Continued)

Financial information relating to the Company's reportable operating segments and reconciliations to the consolidated totals is as follows:

| <i>(In millions)</i> | Years Ended March 31, | | |
|---|-----------------------|-------------------|------------------|
| | 2022 | 2021 | 2020 |
| Segment revenues ⁽¹⁾ | | | |
| U.S. Pharmaceutical | \$212,149 | \$189,274 | \$181,700 |
| Prescription Technology Solutions | 3,864 | 2,890 | 2,705 |
| Medical-Surgical Solutions | 11,608 | 10,099 | 8,305 |
| International | 36,345 | 35,965 | 38,341 |
| Total revenues | <u>\$263,966</u> | <u>\$238,228</u> | <u>\$231,051</u> |
| Segment operating profit (loss) ⁽²⁾ | | | |
| U.S. Pharmaceutical ⁽³⁾ | \$ 2,879 | \$ 2,763 | \$ 2,745 |
| Prescription Technology Solutions | 500 | 395 | 396 |
| Medical-Surgical Solutions ⁽⁴⁾ | 959 | 707 | 499 |
| International ⁽⁵⁾ | (968) | (37) | (161) |
| Other ⁽⁶⁾ | — | — | (1,113) |
| Subtotal | 3,370 | 3,828 | 2,366 |
| Corporate expenses, net ⁽⁷⁾ | (1,073) | (8,645) | (973) |
| Loss on debt extinguishment ⁽⁸⁾ | (191) | — | — |
| Interest expense | (178) | (217) | (249) |
| Income (loss) from continuing operations before income taxes | <u>\$ 1,928</u> | <u>\$ (5,034)</u> | <u>\$ 1,144</u> |
| Segment depreciation and amortization ⁽⁹⁾ | | | |
| U.S. Pharmaceutical | \$ 228 | \$ 211 | \$ 208 |
| Prescription Technology Solutions | 82 | 87 | 85 |
| Medical-Surgical Solutions | 129 | 130 | 136 |
| International | 204 | 334 | 357 |
| Corporate | 117 | 125 | 136 |
| Total depreciation and amortization | <u>\$ 760</u> | <u>\$ 887</u> | <u>\$ 922</u> |
| Segment expenditures for long-lived assets ⁽¹⁰⁾ | | | |
| U.S. Pharmaceutical | \$ 137 | \$ 246 | \$ 109 |
| Prescription Technology Solutions | 10 | 22 | 23 |
| Medical-Surgical Solutions | 74 | 57 | 36 |
| International | 177 | 212 | 218 |
| Corporate | 137 | 104 | 120 |
| Total expenditures for long-lived assets | <u>\$ 535</u> | <u>\$ 641</u> | <u>\$ 506</u> |

(1) Revenues from services on a disaggregated basis represent less than 1% of the U.S. Pharmaceutical segment's total revenues, less than 40% of the RxTS segment's total revenues, less than 3% of the Medical-Surgical Solutions segment's total revenues, and less than 8% of the International segment's total revenues. The International segment reflects foreign revenues. Revenues for the remaining three reportable segments are domestic.



McKESSON CORPORATION
FINANCIAL NOTES (Continued)

- (2) Segment operating profit (loss) includes gross profit, net of total operating expenses, as well as other income (expense), net, for the Company's reportable segments. For retrospective periods presented, operating loss for Other reflects equity earnings and charges from the Company's previous equity method investment in the Change Healthcare JV, which was split-off from McKesson in the fourth quarter of 2020.
- (3) The Company's U.S. Pharmaceutical segment's operating profit for 2022, 2021, and 2020 includes credits of \$23 million, \$38 million, and \$252 million, respectively, related to the LIFO method of accounting for inventories. Operating profit for 2022, 2021, and 2020 also includes \$46 million, \$181 million, and \$22 million, respectively, of cash receipts for the Company's share of antitrust legal settlements. In addition, operating profit for 2021 includes a charge of \$50 million recorded in connection with the Company's estimated liability under the State of New York's OSA, as further discussed in Financial Note 18, "Commitments and Contingent Liabilities."
- (4) The Company's Medical-Surgical Solutions segment's operating profit for 2022 and 2021 includes inventory charges of \$164 million and \$136 million, respectively, on certain PPE and other related products.
- (5) The Company's International segment's operating loss for 2022, 2021, and 2020 reflects the following:
- 2022 includes charges of \$1.1 billion to remeasure assets and liabilities of the U.K. disposal group to fair value less costs to sell, as discussed in more detail in Financial Note 2, "Held for Sale;"
 - 2022 includes charges of \$383 million to remeasure assets and liabilities of the E.U. disposal group to fair value less costs to sell and to impair certain assets, including internal-use software that will not be utilized in the future, as discussed in more detail in Financial Note 2, "Held for Sale;"
 - 2022 includes a gain of \$59 million related to the sale of the Company's Canadian health benefit claims management and plan administrative services business;
 - 2022 includes a gain of \$42 million related to the sale of the Company's 30% interest in its German pharmaceutical wholesale joint venture to WBA. 2021 and 2020 includes charges of \$58 million and \$275 million, respectively, related to the contribution of a majority of its German pharmaceutical wholesale business to the joint venture with WBA completed on November 1, 2020. See Financial Note 2, "Held for Sale," and Financial Note 6, "Other Income, Net," for further details;
 - 2021 includes a goodwill impairment charge of \$69 million related to one of the Company's reporting units in Europe, as discussed in more detail in Financial Note 11, "Goodwill and Intangible Assets, Net;" and
 - 2021 and 2020 includes long-lived asset impairment charges of \$115 million and \$112 million, respectively, primarily related to retail pharmacy businesses in Canada and Europe, as discussed in more detail in Financial Note 3, "Restructuring, Impairment, and Related Charges, Net."
- (6) Operating loss for Other for 2020 includes an impairment charge of \$1.2 billion and a dilution loss of \$246 million associated with the Company's previous investment in the Change Healthcare JV, partially offset by a net gain of \$414 million (pre-tax and after-tax) related to the separation of its interest in the Change Healthcare JV completed during the fourth quarter of 2020. Operating loss for 2020 also includes the Company's proportionate share of loss from the Change Healthcare JV of \$119 million.
- (7) Corporate expenses, net, for 2022, 2021, and 2020 reflects the following:
- 2022 includes charges of \$55 million primarily related to the effect of accumulated other comprehensive loss components from the E.U. disposal group, as discussed in more detail in Financial Note 2, "Held for Sale;"
 - 2022 includes charges of \$42 million primarily related to the effect of accumulated other comprehensive loss components from the U.K. disposal group, as discussed in more detail in Financial Note 2, "Held for Sale;"
 - 2022 and 2021 includes charges of \$274 million and \$8.1 billion, respectively, related to the estimated liability for opioid-related claims, as discussed in more detail in Financial Note 18, "Commitments and Contingent Liabilities;"
 - 2022 and 2021 includes net gains of \$98 million and \$133 million, respectively, associated with certain of the Company's equity investments, as discussed in more detail in Financial Note 16, "Fair Value Measurements;"
 - 2021 includes a net gain of \$131 million recorded in connection with insurance proceeds received from the settlement of the shareholder derivative action related to the Company's controlled substances monitoring program;



McKESSON CORPORATION
FINANCIAL NOTES (Concluded)

- 2020 includes settlement charges of \$122 million for the termination of the Company's defined benefit pension plan; and
 - 2020 includes a settlement charge of \$82 million related to opioid claims.
- (8) Loss on debt extinguishment for 2022 consists of a charge of \$191 million related to the Company's July 2021 tender offer to redeem a portion of its existing debt, as discussed in more detail in Financial Note 12, "Debt and Financing Activities."
- (9) Amounts primarily consist of amortization of acquired intangible assets purchased in connection with business acquisitions and capitalized software for internal use as well as depreciation and amortization of property, plant, and equipment, net.
- (10) Long-lived assets consist of property, plant, and equipment, net and capitalized software.

Segment assets and long-lived assets by geographic areas were as follows:

| <i>(In millions)</i> | March 31, | |
|---|------------------|-----------------|
| | 2022 | 2021 |
| Segment assets | | |
| U.S. Pharmaceutical | \$38,346 | \$35,236 |
| Prescription Technology Solutions | 3,528 | 3,446 |
| Medical-Surgical Solutions | 5,830 | 5,986 |
| International | 13,717 | 14,987 |
| Corporate | 1,877 | 5,360 |
| Total assets | <u>\$63,298</u> | <u>\$65,015</u> |
| Long-lived assets ⁽¹⁾ | | |
| United States | \$ 2,060 | \$ 2,110 |
| Foreign | 352 | 984 |
| Total long-lived assets | <u>\$ 2,412</u> | <u>\$ 3,094</u> |

- (1) Long-lived assets consist of property, plant, and equipment, net and capitalized software and excludes amounts classified as assets held for sale.



McKESSON CORPORATION

Item 9. Changes in and Disagreements with Accountants on Accounting and Financial Disclosure.

None.

Item 9A. Controls and Procedures.

Disclosure Controls and Procedures

Our Chief Executive Officer and our Chief Financial Officer, with the participation of other members of the Company's management, have evaluated the effectiveness of the Company's "disclosure controls and procedures" (as such term is defined in Exchange Act Rules 13a-15(e) and 15d-15(e)) as of the end of the period covered by this report and have concluded that our disclosure controls and procedures are effective based on their evaluation of these controls and procedures as required by paragraph (b) of Exchange Act Rules 13a-15 or 15d-15.

Internal Control over Financial Reporting

Management's report on the Company's internal control over financial reporting (as such term is defined in Exchange Act Rules 13a-15(f) and 15d-15(f)) and the related report of our independent registered public accounting firm are included in this Annual Report, under the headings, "Management's Annual Report on Internal Control Over Financial Reporting" and "Report of Independent Registered Public Accounting Firm" and are incorporated herein by reference.

Changes in Internal Controls

There was no change in our internal control over financial reporting identified in connection with the evaluation required by paragraph (d) of Exchange Act Rules 13a-15 or 15d-15 that occurred during our fourth quarter of 2022 that has materially affected, or is reasonably likely to materially affect, our internal control over financial reporting.

Item 9B. Other Information.

None.

Item 9C. Disclosure Regarding Foreign Jurisdictions that Prevent Inspections.

Not applicable.



McKESSON CORPORATION

PART III

Item 10. Directors, Executive Officers, and Corporate Governance.

Information about our Directors is incorporated by reference from the discussion under Item 1 of our Proxy Statement for the 2022 Annual Meeting of Shareholders (the “Proxy Statement”) under the heading “Election of Directors.” Information about our Executive Officers is incorporated by reference from the discussion in Part I of this report under the heading “Information about our Executive Officers.” Information about our Audit Committee, including the members of the committee and our Audit Committee Financial Experts, is incorporated by reference from the discussion in Item 1 of our Proxy Statement under the heading “The Board, Committees and Meetings,” and in Item 2 of our Proxy Statement under the heading “Audit Committee Report.”

Information about the Code of Conduct applicable to all employees, officers, and directors can be found on our website, www.mckesson.com, under the caption “Investors — Governance.” The Company’s Corporate Governance Guidelines and Charters for the Audit, Compensation, and Governance Committees can also be found on our website under the same caption.

The Company intends to post on its website required information regarding any amendment to, or waiver from, the Code of Conduct that applies to our Chief Executive Officer, Chief Financial Officer, Controller, and persons performing similar functions within four business days after any such amendment or waiver.

Item 11. Executive Compensation.

Information with respect to this item is incorporated by reference from the discussion under the heading “Executive Compensation” in our Proxy Statement.

Item 12. Security Ownership of Certain Beneficial Owners and Management and Related Stockholder Matters.

Information about security ownership of certain beneficial owners and management is incorporated by reference from the discussion under the heading “Principal Shareholders” in our Proxy Statement.

The following table sets forth information as of March 31, 2022 with respect to the plans under which the Company’s common stock is authorized for issuance:

| <i>Plan Category (In millions, except per share amounts)</i> | Number of securities to be issued upon exercise of outstanding options, warrants and rights | Weighted-average exercise price of outstanding options, warrants and rights ⁽¹⁾ | Number of securities remaining available for future issuance under equity compensation plans (excluding securities reflected in the first column) |
|--|--|---|--|
| Equity compensation plans approved by security holders | 3.0 ⁽²⁾ | \$175.23 | 20.4 ⁽³⁾ |
| Equity compensation plans not approved by security holders | — | \$ — | — |

(1) The weighted-average exercise price set forth in this column is calculated excluding outstanding restricted stock unit (“RSU”) awards, since recipients are not required to pay an exercise price to receive the shares subject to these awards.

(2) Represents option and RSU awards outstanding under the following plans: (i) 1997 Non-Employee Directors’ Equity Compensation and Deferral Plan; (ii) the 2005 Stock Plan; and (iii) the 2013 Stock Plan.



McKESSON CORPORATION

- (3) Represents 1.9 million shares available for purchase under the 2000 Employee Stock Purchase Plan and 18.5 million shares available for grant under the 2013 Stock Plan.

The following are descriptions of equity plans that have been approved by the Company's stockholders. The plans are administered by the Compensation Committee of the Board of Directors, except for the portion of the 2013 Stock Plan and 2005 Stock Plan related to non-employee directors, which is administered by the Board of Directors or its Governance Committee.

2013 Stock Plan: The 2013 Stock Plan was adopted by the Board of Directors on May 22, 2013 and approved by the Company's stockholders on July 31, 2013. The 2013 Stock Plan permits the grant of awards in the form of stock options, stock appreciation rights, restricted stock ("RS"), restricted stock units ("RSUs"), performance-based restricted stock units ("PeRSUs"), performance shares, and other share-based awards. The number of shares reserved for issuance under the 2013 Stock Plan equals the sum of (i) 30.0 million shares, (ii) the number of shares reserved but unissued under the 2005 Stock Plan as of the effective date of the 2013 Stock Plan, and (iii) the number of shares that become available for reuse under the 2005 Stock Plan following the effective date of the 2013 Stock Plan. For any one share of common stock issued in connection with an RS, RSU, performance share, or other full-share award, three and one-half shares shall be deducted from the shares available for future grants. Shares of common stock not issued or delivered as a result of the net exercise of a stock option, including in respect of the payment of applicable taxes, or shares repurchased on the open market with proceeds from the exercise of options shall not be returned to the reserve of shares available for issuance under the 2013 Stock Plan. Shares withheld to satisfy tax obligations relating to the vesting of a full-share award shall be returned to the reserve of shares available for issuance under the 2013 Stock Plan.

Stock options are granted at no less than fair market value and those options granted under the 2013 Stock Plan generally have a contractual term of seven years. Options generally become exercisable in four equal annual installments beginning one year after the grant date. The vesting of RS or RSUs is determined by the Compensation Committee at the time of grant. Beginning with awards granted in fiscal year 2021, RS and RSUs generally vest over three years. RSUs granted under the PeRSU program vest three years following the end of the performance period. The Company's executive officers and other members of senior management are annually granted performance awards called performance stock units ("PSUs"), which have a three-year performance period and are payable in shares without an additional vesting period.

Non-employee directors may be granted an award on the date of each annual meeting of the stockholders for up to 5,000 RSUs, as determined by the Board of Directors. Such non-employee director award is fully vested on the date of the grant.

2005 Stock Plan: The 2005 Stock Plan was adopted by the Board of Directors on May 25, 2005 and approved by the Company's stockholders on July 27, 2005. The 2005 Stock Plan permits the granting of up to 42.5 million shares in the form of stock options, RS, RSUs, PeRSUs, performance shares, and other share-based awards. For any one share of common stock issued in connection with an RS, RSU, performance share, or other full-share award, two shares shall be deducted from the shares available for future grants. Shares of common stock not issued or delivered as a result of the net exercise of a stock option, shares withheld to satisfy tax obligations relating to the vesting of a full-share award or shares repurchased on the open market with proceeds from the exercise of options shall not be returned to the reserve of shares available for issuance under the 2005 Stock Plan. Stock options were granted at no less than fair market value and options granted under the 2005 Stock Plan generally have a contractual term of seven years.

Following the effectiveness of the 2013 Stock Plan, no further shares were made subject to award under the 2005 Stock Plan. Shares reserved but unissued under the 2005 Stock Plan as of the effective date of the 2013 Stock Plan, and shares that become available for reuse under the 2005 Stock Plan following the effectiveness of the 2013 Stock Plan, will be available for awards under the 2013 Stock Plan.



McKESSON CORPORATION

1997 Non-Employee Directors' Equity Compensation and Deferral Plan: The 1997 Non-Employee Directors' Equity Compensation and Deferral Plan was approved by the Company's stockholders on July 30, 1997; however, stockholder approval of the 2005 Stock Plan on July 27, 2005 had the effect of terminating the 1997 Non-Employee Directors' Equity Compensation and Deferral Plan such that no new awards would be granted under the 1997 Non-Employee Directors' Equity Compensation and Deferral Plan.

2000 Employee Stock Purchase Plan (the "ESPP"): The ESPP is intended to qualify as an "employee stock purchase plan" within the meaning of Section 423 of the Internal Revenue Code. In March 2002, the Board amended the ESPP to allow for participation in the plan by employees of certain of the Company's international and other subsidiaries. Currently, 21.1 million shares have been approved by stockholders for issuance under the ESPP.

The ESPP is implemented through a continuous series of three-month purchase periods ("Purchase Periods") during which contributions can be made toward the purchase of common stock under the plan. Each eligible employee may elect to authorize regular payroll deductions during the next succeeding Purchase Period, the amount of which may not exceed 15% of a participant's compensation. At the end of each Purchase Period, the funds withheld by each participant will be used to purchase shares of the Company's common stock. The purchase price of each share of the Company's common stock is 85% of the fair market value of each share on the last day of the applicable Purchase Period. In general, the maximum number of shares of common stock that may be purchased by a participant for each calendar year is determined by dividing \$25,000 by the fair market value of one share of common stock on the offering date.

There currently are no equity awards outstanding that were granted under equity plans that were not submitted for approval by the Company's stockholders.

Item 13. Certain Relationships and Related Transactions and Director Independence.

Information with respect to certain transactions with directors and management is incorporated by reference from the Proxy Statement under the heading "Related Party Transactions Policy and Transactions with Related Persons." Information regarding Director independence is incorporated by reference from the Proxy Statement under the heading "Director Independence." Additional information regarding certain related party balances and transactions is included in the Financial Review section of this Annual Report and Financial Note 20, "Related Party Balances and Transactions" to the consolidated financial statements included in this Annual Report.

Item 14. Principal Accounting Fees and Services.

Information regarding principal accountant fees and services is set forth under the heading "Ratification of Appointment of Deloitte & Touche LLP as the Company's Independent Registered Public Accounting Firm for Fiscal Year 2023" in our Proxy Statement and all such information is incorporated herein by reference.



McKESSON CORPORATION

PART IV

Item 15. Exhibits and Financial Statement Schedule.

| | <u>Page</u> |
|---|-------------|
| (a)(1) Consolidated Financial Statements | |
| Report of Deloitte & Touche LLP, Independent Registered Public Accounting Firm (PCAOB ID: 34) | 69 |
| Consolidated Statements of Operations for the years ended March 31, 2022, 2021, and 2020 | 75 |
| Consolidated Statements of Comprehensive Income (Loss) for the years ended March 31, 2022, 2021, and 2020 | 76 |
| Consolidated Balance Sheets as of March 31, 2022 and 2021 | 77 |
| Consolidated Statements of Stockholders' Equity (Deficit) for the years ended March 31, 2022, 2021, and 2020 | 78 |
| Consolidated Statements of Cash Flows for the years ended March 31, 2022, 2021, and 2020 | 79 |
| Financial Notes | 80 |
| (a)(2) Financial Statement Schedule | |
| Schedule II-Valuation and Qualifying Accounts | 158 |
| All other schedules not included have been omitted because of the absence of conditions under which they are required or because the required information, where material, is shown in the financial statements, financial notes, or supplementary financial information. | |
| (a)(3) Exhibits submitted with this Annual Report on Form 10-K as filed with the SEC and those incorporated by reference to other filings are listed on the Exhibit Index | 159 |



McKESSON CORPORATION

SCHEDULE II

SUPPLEMENTARY CONSOLIDATED FINANCIAL STATEMENT SCHEDULE
VALUATION AND QUALIFYING ACCOUNTS
(In millions)

| Description | Balance at Beginning of Year | Additions | | Deductions From Allowance Accounts ⁽¹⁾ | Balance at End of Year ⁽²⁾ |
|----------------------------------|------------------------------|-------------------------------|--|---|---------------------------------------|
| | | Charged to Costs and Expenses | Charged to Other Accounts ⁽³⁾ | | |
| Year Ended March 31, 2022 | | | | | |
| Allowances for credit losses | \$211 | \$ 29 | \$(35) | \$(106) | \$ 99 |
| Other allowances | 50 | — | 4 | (2) | 52 |
| | <u>\$261</u> | <u>\$ 29</u> | <u>\$(31)</u> | <u>\$(108)</u> | <u>\$151</u> |
| Year Ended March 31, 2021 | | | | | |
| Allowances for credit losses | \$252 | \$ 4 | \$ 1 | \$(46) | \$211 |
| Other allowances | 30 | 11 | 9 | — | 50 |
| | <u>\$282</u> | <u>\$ 15</u> | <u>\$ 10</u> | <u>\$(46)</u> | <u>\$261</u> |
| Year Ended March 31, 2020 | | | | | |
| Allowances for credit losses | \$273 | \$ 91 | \$(19) | \$(93) | \$252 |
| Other allowances | 24 | — | — | 6 | 30 |
| | <u>\$297</u> | <u>\$ 91</u> | <u>\$(19)</u> | <u>\$(87)</u> | <u>\$282</u> |

| | 2022 | 2021 | 2020 |
|--------------------------------------|----------------|---------------|---------------|
| (1) Deductions: | | | |
| Written-off | \$(106) | \$(40) | \$(93) |
| Credited to other accounts and other | (2) | (6) | 6 |
| Total | <u>\$(108)</u> | <u>\$(46)</u> | <u>\$(87)</u> |

(2) Amounts shown as deductions from current and non-current receivables (current allowances were \$144 million, \$250 million, and \$265 million at March 31, 2022, 2021, and 2020, respectively)

| | 2022 | 2021 | 2020 |
|--|---------------|--------------|--------------|
| | <u>\$ 151</u> | <u>\$261</u> | <u>\$282</u> |

(3) Primarily represents reclassifications to other balance sheet accounts.



McKESSON CORPORATION

EXHIBIT INDEX

The agreements included as exhibits to this report are included to provide information regarding their terms and not intended to provide any other factual or disclosure information about the Company or the other parties to the agreements. The agreements may contain representations and warranties by each of the parties to the applicable agreement that were made solely for the benefit of the other parties to the applicable agreement. Those representations and warranties:

- should not in all instances be treated as categorical statements of fact, but rather as a way of allocating the risk to one of the parties if those statements prove to be inaccurate;
- may apply standards of materiality in a way that is different from what may be viewed as material to you or other investors; and
- were made only as of the date of the applicable agreement or such other date or dates as may be specified in the agreement and are subject to more recent developments.

Accordingly, these representations and warranties may not describe the actual state of affairs as of the date they were made or at any other time.

Exhibits identified under “Incorporated by Reference” in the table below are on file with the Commission and are incorporated by reference as exhibits hereto.

| Exhibit Number | Description | Incorporated by Reference | | | |
|----------------|---|---------------------------|-------------|---------|-------------------|
| | | Form | File Number | Exhibit | Filing Date |
| 2.1 | Agreement of Contribution and Sale, dated as of June 28, 2016, by and among McKesson Corporation, PF2 NewCo LLC, PF2 NewCo Intermediate Holdings, LLC, PF2 NewCo Holdings, LLC, HCIT Holdings, Inc., Change Healthcare, Inc., Change Aggregator L.P. and H&F Echo Holdings, L.P. | 8-K | 1-13252 | 2.1 | July 5, 2016 |
| 2.2 | Amendment No. 1 to Agreement Contribution and Sale, dated as of March 1, 2017, by and among by and among Change Healthcare LLC, Change Healthcare Intermediate Holdings, LLC, Change Healthcare Holdings, LLC, HCIT Holdings, Inc., Change Healthcare, Inc., a Delaware corporation, for itself and in its capacity as Echo Representative, certain affiliates of The Blackstone Group, L.P., certain affiliates of Hellman & Friedman LLC, and McKesson Corporation, a Delaware corporation. | 8-K | 1-13252 | 2.1 | March 7, 2017 |
| 2.3 | Separation and Distribution Agreement by and between McKesson Corporation, PF2 SpinCo, Inc., Change Healthcare Inc., Change Healthcare LLC, Change Healthcare Intermediate Holdings, LLC and Change Healthcare Holdings, LLC (including form of Tax Matters Agreement) | 8-K | 1-13252 | 2.1 | February 10, 2020 |

**McKESSON CORPORATION**

| Exhibit Number | Description | Incorporated by Reference | | | |
|---------------------------|--|----------------------------------|------------------------|----------------|--------------------|
| | | Form | File Number | Exhibit | Filing Date |
| 3.1 | Amended and Restated Certificate of Incorporation of the Company, as filed with the Delaware Secretary of State on July 27, 2011. | 8-K | 1-13252 | 3.1 | August 2, 2011 |
| 3.2 | Amended and Restated By-Laws of the Company, as amended March 11, 2020 | 8-K | 1-13252 | 3.1 | March 13, 2020 |
| 4.1 | Indenture, dated as of March 11, 1997, by and between the Company, as issuer, and The First National Bank of Chicago, as trustee. | 10-K | 1-13252 | 4.4 | June 19, 1997 |
| 4.2 | Officers' Certificate, dated as of March 11, 1997, and related Form of 2027 Note. | S-4 | 333-30899 | 4.2 | July 8, 1997 |
| 4.3 | Indenture, dated as of March 5, 2007, by and between the Company, as issuer, and The Bank of New York Trust Company, N.A., as trustee. | 8-K | 1-13252 | 4.1 | March 5, 2007 |
| 4.4 | First Supplemental Indenture, dated as of February 28, 2011, to the Indenture, dated as of March 5, 2007, among the Company, as issuer, the Bank of New York Mellon Trust Company, N.A. (formerly known as The Bank of New York Trust Company, N.A.), and Wells Fargo Bank, National Association, as trustee, and related Form of 2021 Note and Form of 2041 Note. | 8-K | 1-13252 | 4.2 | February 28, 2011 |
| 4.5 | Indenture, dated as of December 4, 2012, by and between the Company, as issuer, and Wells Fargo Bank, National Association, as trustee. | 8-K | 1-13252 | 4.1 | December 4, 2012 |
| 4.6 | Officers' Certificate, dated as of December 4, 2012, and related Form of 2022 Note. | 8-K | 1-13252 | 4.2 | December 4, 2012 |
| 4.7 | Officers' Certificate, dated as of March 8, 2013, and related Form of 2023 Note. | 8-K | 1-13252 | 4.2 | March 8, 2013 |
| 4.8 | Officers' Certificate, dated as of March 10, 2014, and related Form of 2024 Note, and Form of 2044 Note. | 8-K | 1-13252 | 4.2 | March 10, 2014 |
| 4.9 | Officer's Certificate, dated as of February 17, 2017, and related Form of 2021 Euro Note, Form of 2025 Euro Note, and Form of 2029 Sterling Note. | 8-K | 1-13252 | 4.1 | February 17, 2017 |
| 4.10 | Officer's Certificate, dated as of February 12, 2018, and related Form of 2026 Euro Note. | 8-K | 1-13252 | 4.1 | February 13, 2018 |
| 4.11 | Officer's Certificate, dated as of February 16, 2018, and related Form of 2028 Note. | 8-K | 1-13252 | 4.1 | February 21, 2018 |
| 4.12 | Officer's Certificate, dated as of November 30, 2018, and Form of 2029 Note. | 8-K | 1-13252 | 4.1 | November 30, 2018 |



McKESSON CORPORATION

| Exhibit Number | Description | Incorporated by Reference | | | |
|----------------|---|---------------------------|-------------|---------|------------------|
| | | Form | File Number | Exhibit | Filing Date |
| 4.13 | Officer's Certificate, dated as of December 3, 2020, and related Form of 2025 Note. | 8-K | 1-13252 | 4.1 | December 3, 2020 |
| 4.14 | Officer's Certificate, dated as of August 12, 2021, and related Form of 2026 Note. | 8-K | 1-13252 | 4.1 | August 12, 2021 |
| 4.15† | Description of the Company's Securities. | — | — | — | — |
| 10.1* | McKesson Corporation Supplemental Profit Sharing Investment Plan, as amended and restated on January 29, 2003. | 10-K | 1-13252 | 10.6 | June 6, 2003 |
| 10.2* | McKesson Corporation Supplemental Retirement Savings Plan, as amended and restated effective July 30, 2019. | 10-Q | 1-13252 | 10.2 | October 30, 2019 |
| 10.3* | McKesson Corporation Deferred Compensation Administration Plan II, as amended and restated as of October 28, 2004, and Amendment No. 1 thereto effective July 25, 2007. | 10-K | 1-13252 | 10.7 | May 7, 2008 |
| 10.4* | McKesson Corporation Deferred Compensation Administration Plan III, as amended and restated effective July 30, 2019. | 10-Q | 1-13252 | 10.1 | October 30, 2019 |
| 10.5* | McKesson Corporation Executive Survivor Benefits Plan, as amended and restated as of January 20, 2010. | 8-K | 1-13252 | 10.1 | January 25, 2010 |
| 10.6*† | McKesson Corporation Severance Policy for Executive Employees, as amended and restated April 26, 2022. | — | — | — | — |
| 10.7* | McKesson Corporation Change in Control Policy for Selected Executive Employees, as amended and restated effective January 28, 2020. | 10-K | 1-13252 | 10.8 | May 22, 2020 |
| 10.8*† | McKesson Corporation Management Incentive Plan, as amended and restated April 26, 2022. | — | — | — | — |
| 10.9*† | Form of Statement of Terms and Conditions Applicable to Awards Pursuant to the McKesson Corporation Management Incentive Plan, effective April 26, 2022. | — | — | — | — |
| 10.10* | McKesson Corporation 2005 Stock Plan, as amended and restated on July 28, 2010. | 10-Q | 1-13252 | 10.4 | July 30, 2010 |
| 10.11* | Forms of (i) Statement of Terms and Conditions, (ii) Stock Option Grant Notice and (iii), Restricted Stock Unit Agreement, each as applicable to Awards under the McKesson Corporation 2005 Stock Plan. | 10-Q | 1-13252 | 10.2 | July 26, 2012 |



McKESSON CORPORATION

| Exhibit Number | Description | Incorporated by Reference | | | |
|-------------------|---|---------------------------|----------------|---------|------------------|
| | | Form | File Number | Exhibit | Filing Date |
| 10.12* | McKesson Corporation 2013 Stock Plan, effective July 31, 2013. | 8-K | 1-13252 | 10.1 | August 2, 2013 |
| 10.13*† | Forms of Statement of Terms and Conditions and Grant Notices Applicable to Awards Pursuant to the McKesson Corporation 2013 Stock Plan. | — | — | — | — |
| 10.14 | Third Amended and Restated Limited Liability Company Agreement of Change Healthcare LLC, dated as of March 1, 2017. | 8-K | 1-13252 | 10.1 | March 7, 2017 |
| 10.15 | Form of Commercial Paper Dealer Agreement between McKesson Corporation, as Issuer, and the Dealer. | 10-K | 1-13252 | 10.19 | May 5, 2016 |
| 10.16 | Credit Agreement, dated as of October 22, 2015, among the Company and Certain Subsidiaries, as Borrowers, Bank of America, N.A. as Administrative Agent, Bank of America, N.A. (acting through its Canada Branch), Citibank, N.A. and Barclays Bank PLC, as Swing Line Lenders, Wells Fargo Bank, National Association as L/C Issuer, Barclays Bank PLC, Citibank N.A., Wells Fargo Bank, National Association as Co-Syndication Agents, Goldman Sachs Bank USA, JPMorgan Chase Bank, N.A., The Bank of Tokyo-Mitsubishi UFJ, Ltd. as Co-Documentation Agents, and The Other Lenders Party Thereto, and Merrill Lynch, Pierce, Fenner & Smith Incorporated, Barclays Bank PLC, Citigroup Global Markets Inc., Goldman Sachs Bank USA, J.P. Morgan Securities, LLC, The Bank of Tokyo-Mitsubishi UFJ, Ltd. and Wells Fargo Securities, LLC as Joint Lead Arrangers and Joint Book Runners. | 8-K | 1-13252 | 10.1 | October 23, 2015 |



McKESSON CORPORATION

| Exhibit Number | Description | Incorporated by Reference | | | |
|----------------|--|---------------------------|-------------|---------|--------------------|
| | | Form | File Number | Exhibit | Filing Date |
| 10.17 | Amendment No. 2, dated January 30, 2014, and Amendment No. 1, dated November 15, 2013, to the Credit Agreement and the Credit Agreement dated as of September 23, 2011, among the Company and McKesson Canada Corporation, collectively, the Borrowers, Bank of America, N.A. as Administrative Agent, Bank of America, N.A. (acting through its Canada branch), as Canadian Administrative Agent, JPMorgan Chase Bank, N.A. and Wells Fargo Bank, National Association, as Co-Syndication Agents, Wells Fargo Bank, National Association as L/C Issuer, The Bank of Tokyo-Mitsubishi UFJ, LTD., The Bank of Nova Scotia and U.S. Bank National Association as Co-Documentation Agents, and The Other Lenders Party Thereto, and Merrill Lynch, Pierce, Fenner & Smith Incorporated, Sole Lead Arranger and Sole Book Manager. | 8-K | 1-3252 | 10.1 | February 5, 2014 |
| 10.18 | Credit Agreement dated as of September 25, 2019, among the Company and certain subsidiaries, as borrowers, Bank of America, N.A., as administrative agent, Barclays Bank PLC, Citibank, N.A., Wells Fargo Bank, National Association, Goldman Sachs Bank USA, JPMorgan Chase Bank, N.A., and HSBC Securities (USA) Inc., as co-syndication agents, the lenders party thereto, the letter of credit issuers party thereto ("2020 Credit Facility"). | 8-K | 1-13252 | 10.1 | September 27, 2019 |
| | Amendment No. 1, dated February 1, 2021, to the 2020 Credit Facility. | 8-K | 1-13252 | 10.1 | April 2, 2021 |
| | Amendment No. 2, dated March 31, 2021, to the 2020 Credit Facility. | 8-K | 1-13252 | 10.2 | April 2, 2021 |
| 10.19* | Form of Director and Officer Indemnification Agreement. | 10-K | 1-13252 | 10.27 | May 4, 2010 |
| 10.20 | Tax Matters Agreement, by and between McKesson Corporation, PF2 SpinCo, Inc., Change Healthcare Inc., Change Healthcare LLC and Change Healthcare Holdings, LLC dated as of March 9, 2020 | 8-K | 1-13252 | 10.1 | March 13, 2020 |
| 10.21 | Distributor Settlement Agreement related to opioids claims, entered into on February 25, 2022, among the Settling States, the Settling Distributors, and the Participating Subdivisions (as defined therein). | 8-K/A | 1-6671 | 10.1 | May 3, 2022 |



McKESSON CORPORATION

| Exhibit Number | Description | Incorporated by Reference | | | |
|----------------|--|---------------------------|-------------|---------|-------------|
| | | Form | File Number | Exhibit | Filing Date |
| 21† | List of Significant Subsidiaries of the Registrant. | — | — | — | — |
| 23† | Consent of Independent Registered Public Accounting Firm, Deloitte & Touche LLP. | — | — | — | — |
| 31.1† | Certification of Chief Executive Officer Pursuant to Rule 13a-14(a) and Rule 15d-14(a) of the Securities Exchange Act of 1934, as amended, and adopted pursuant to Section 302 of the Sarbanes-Oxley Act of 2002. | — | — | — | — |
| 31.2† | Certification of Chief Financial Officer Pursuant to Rule 13a-14(a) and Rule 15d-14(a) of the Securities Exchange Act of 1934 as amended, and adopted pursuant to Section 302 of the Sarbanes-Oxley Act of 2002. | — | — | — | — |
| 32†† | Certification Pursuant to 18 U.S.C. Section 1350, as adopted pursuant to Section 906 of the Sarbanes-Oxley Act of 2002. | — | — | — | — |
| 101† | The following materials from the McKesson Corporation Annual Report on Form 10-K for the fiscal year ended March 31, 2022, formatted in Inline Extensible Business Reporting Language (iXBRL): (i) the Consolidated Statements of Operations, (ii) Consolidated Statements of Comprehensive Income (Loss), (iii) Consolidated Balance Sheets, (iv) Consolidated Statements of Stockholders' Equity (Deficit), (v) Consolidated Statements of Cash Flows, and (vi) related Financial Notes. | — | — | — | — |
| 104† | Cover Page Interactive Data File (formatted as iXBRL and contained in Exhibit 101). | — | — | — | — |

* Management contract or compensation plan or arrangement in which directors and/or executive officers are eligible to participate.

† Filed herewith.

†† Furnished herewith.

Registrant agrees to furnish to the Commission upon request a copy of each instrument defining the rights of security holders with respect to issues of long-term debt of the registrant, the authorized principal amount of which does not exceed 10% of the total assets of the registrant.

Item 16. Form 10-K Summary.

None.



McKESSON CORPORATION

SIGNATURES

Pursuant to the requirements of Section 13 or 15(d) of the Securities Exchange Act of 1934, the registrant has duly caused this report to be signed on its behalf by the undersigned, thereunto duly authorized.

May 9, 2022

McKESSON CORPORATION

/s/ Britt J. Vitalone

Britt J. Vitalone
Executive Vice President and Chief Financial Officer

Pursuant to the requirements of the Securities Exchange Act of 1934, this report has been signed below by the following persons on behalf of the Registrant and in the capacities and on the date indicated:

/s/ Brian S. Tyler

Brian S. Tyler
Chief Executive Officer and Director
(Principal Executive Officer)

/s/ Donald R. Knauss

Donald R. Knauss, Director

/s/ Britt J. Vitalone

Britt J. Vitalone
Executive Vice President and Chief Financial Officer
(Principal Financial Officer)

/s/ Bradley E. Lerman

Bradley E. Lerman, Director

/s/ Napoleon B. Rutledge Jr.

Napoleon B. Rutledge Jr.
Senior Vice President and Controller
(Principal Accounting Officer)

/s/ Linda P. Mantia

Linda P. Mantia, Director

/s/ Richard H. Carmona

Richard H. Carmona, M.D., Director

/s/ Maria Martinez

Maria Martinez, Director

/s/ Dominic J. Caruso

Dominic J. Caruso, Director

/s/ Edward A. Mueller

Edward A. Mueller, Director

/s/ W. Roy Dunbar

W. Roy Dunbar, Director

/s/ Susan R. Salka

Susan R. Salka, Director

/s/ James H. Hinton

James H. Hinton, Director

/s/ Kathleen Wilson-Thompson

Kathleen Wilson-Thompson, Director

May 9, 2022



Exhibit 31.1

**CERTIFICATION PURSUANT TO
RULE 13a-14(a) AND RULE 15d-14(a) OF THE SECURITIES EXCHANGE ACT, AS ADOPTED
PURSUANT TO SECTION 302 OF THE SARBANES-OXLEY ACT OF 2002**

I, Brian S. Tyler, certify that:

1. I have reviewed this annual report on Form 10-K of McKesson Corporation;
2. Based on my knowledge, this report does not contain any untrue statement of a material fact or omit to state a material fact necessary to make the statements made, in light of the circumstances under which such statements were made, not misleading with respect to the period covered by this report;
3. Based on my knowledge, the financial statements, and other financial information included in this report, fairly present in all material respects the financial condition, results of operations and cash flows of the registrant as of, and for, the periods presented in this report;
4. The registrant's other certifying officer and I are responsible for establishing and maintaining disclosure controls and procedures (as defined in Exchange Act Rules 13a-15(e) and 15d-15(e)) and internal control over financial reporting (as defined in Exchange Act Rules 13a-15(f) and 15d-15(f)) for the registrant and have:
 - a) Designed such disclosure controls and procedures, or caused such disclosure controls and procedures to be designed under our supervision, to ensure that material information relating to the registrant, including its consolidated subsidiaries, is made known to us by others within those entities, particularly during the period in which this report is being prepared;
 - b) Designed such internal control over financial reporting, or caused such internal control over financial reporting to be designed under our supervision, to provide reasonable assurance regarding the reliability of financial reporting and the preparation of financial statements for external purposes in accordance with generally accepted accounting principles;
 - c) Evaluated the effectiveness of the registrant's disclosure controls and procedures and presented in this report our conclusions about the effectiveness of the disclosure controls and procedures, as of the end of the period covered by this report based on such evaluation; and
 - d) Disclosed in this report any change in the registrant's internal control over financial reporting that occurred during the registrant's most recent fiscal quarter (the registrant's fourth fiscal quarter in the case of an annual report) that has materially affected, or is reasonably likely to materially affect, the registrant's internal control over financial reporting; and
5. The registrant's other certifying officer and I have disclosed, based on our most recent evaluation of internal control over financial reporting, to the registrant's auditors and the audit committee of the registrant's board of directors (or persons performing the equivalent functions):
 - a) All significant deficiencies and material weaknesses in the design or operation of internal control over financial reporting which are reasonably likely to adversely affect the registrant's ability to record, process, summarize and report financial information; and
 - b) Any fraud, whether or not material, that involves management or other employees who have a significant role in the registrant's internal control over financial reporting.

Date: May 9, 2022

/s/ Brian S. Tyler

Brian S. Tyler
Chief Executive Officer



Exhibit 31.2

**CERTIFICATION PURSUANT TO
RULE 13a-14(a) AND RULE 15d-14(a) OF THE SECURITIES EXCHANGE ACT, AS ADOPTED
PURSUANT TO SECTION 302 OF THE SARBANES-OXLEY ACT OF 2002**

I, Britt J. Vitalone, certify that:

1. I have reviewed this annual report on Form 10-K of McKesson Corporation;
2. Based on my knowledge, this report does not contain any untrue statement of a material fact or omit to state a material fact necessary to make the statements made, in light of the circumstances under which such statements were made, not misleading with respect to the period covered by this report;
3. Based on my knowledge, the financial statements, and other financial information included in this report, fairly present in all material respects the financial condition, results of operations and cash flows of the registrant as of, and for, the periods presented in this report;
4. The registrant's other certifying officer and I are responsible for establishing and maintaining disclosure controls and procedures (as defined in Exchange Act Rules 13a-15(e) and 15d-15(e)) and internal control over financial reporting (as defined in Exchange Act Rules 13a-15(f) and 15d-15(f)) for the registrant and have:
 - a) Designed such disclosure controls and procedures, or caused such disclosure controls and procedures to be designed under our supervision, to ensure that material information relating to the registrant, including its consolidated subsidiaries, is made known to us by others within those entities, particularly during the period in which this report is being prepared;
 - b) Designed such internal control over financial reporting, or caused such internal control over financial reporting to be designed under our supervision, to provide reasonable assurance regarding the reliability of financial reporting and the preparation of financial statements for external purposes in accordance with generally accepted accounting principles;
 - c) Evaluated the effectiveness of the registrant's disclosure controls and procedures and presented in this report our conclusions about the effectiveness of the disclosure controls and procedures, as of the end of the period covered by this report based on such evaluation; and
 - d) Disclosed in this report any change in the registrant's internal control over financial reporting that occurred during the registrant's most recent fiscal quarter (the registrant's fourth fiscal quarter in the case of an annual report) that has materially affected, or is reasonably likely to materially affect, the registrant's internal control over financial reporting; and
5. The registrant's other certifying officer and I have disclosed, based on our most recent evaluation of internal control over financial reporting, to the registrant's auditors and the audit committee of the registrant's board of directors (or persons performing the equivalent functions):
 - a) All significant deficiencies and material weaknesses in the design or operation of internal control over financial reporting which are reasonably likely to adversely affect the registrant's ability to record, process, summarize and report financial information; and
 - b) Any fraud, whether or not material, that involves management or other employees who have a significant role in the registrant's internal control over financial reporting.

Date: May 9, 2022

/s/ Britt J. Vitalone

Britt J. Vitalone

Executive Vice President and Chief Financial Officer



Exhibit 32

**CERTIFICATION PURSUANT TO
18 U.S.C. SECTION 1350,
AS ADOPTED PURSUANT TO SECTION 906 OF THE SARBANES-OXLEY ACT OF 2002**

In connection with the annual report of McKesson Corporation (the "Company") on Form 10-K for the year ended March 31, 2022 as filed with the Securities and Exchange Commission on the date hereof (the "Report"), the undersigned, in the capacities and on the dates indicated below, each hereby certify, pursuant to 18 U.S.C. § 1350, as adopted pursuant to § 906 of the Sarbanes-Oxley Act of 2002, that to the best of their knowledge:

1. The Report fully complies with the requirements of Section 13(a) or 15(d) of the Securities Exchange Act of 1934; and
2. The information contained in the Report fairly presents, in all material respects, the financial condition and results of operations of the Company.

/s/ Brian S. Tyler

Brian S. Tyler
Chief Executive Officer
May 9, 2022

/s/ Britt J. Vitalone

Britt J. Vitalone
Executive Vice President and Chief Financial Officer
May 9, 2022

This certification accompanies the Report pursuant to § 906 of the Sarbanes-Oxley Act of 2002, and shall not, except to the extent required by the Sarbanes-Oxley Act of 2002, be deemed filed by the Company for the purposes of Section 18 of the Securities Exchange Act of 1934, as amended.

A signed original of this written statement required by Section 906 has been provided to McKesson Corporation and will be retained by the Company and furnished to the Securities and Exchange Commission or its staff upon request.







Forward-Looking Statements

The Annual Report, including the letter from Mr. Tyler, "Management's Discussion and Analysis of Financial Condition and Results of Operations" in item 7 of Part II of this report and the "Risk Factors" in Item 1A of Part I of this report, contains forward-looking statements within the meaning of section 27A of the Securities Act of 1933 ("Securities Act") and section 21E of the Securities Exchange Act of 1934, as amended. Some of these statements can be identified by use of forward-looking words such as "believes," "expects," "anticipates," "may," "will," "should," "seeks," "approximately," "intends," "plans," or "estimates," or the negative of these words, or other comparable terminology. The discussion of financial trends, strategy, plans, or intentions may also include forward-looking statements. Forward-looking statements involve risks and uncertainties that could cause actual results to differ materially from those projected, anticipated, or implied. Although it is not possible to predict or identify all such risks and uncertainties, they include, but are not limited to, the factors discussed in Item 1A of Part I of this report under "Risk Factors" and in our publicly available SEC filings and press releases. Readers are cautioned not to place undue reliance on forward-looking statements, which speak only as of the date such statements were first made. Except to the extent required by federal securities laws, we undertake no obligation to publicly release the result of any revisions to any forward-looking statements to reflect events or circumstances after the date the statements are made, or to reflect the occurrence of unanticipated events.



McKesson Corporation

6555 State Highway 161
Irving, TX 75039

www.mckesson.com

© 2022 McKesson Corporation. All rights reserved.

MCKESSON



Deloitte.

Deloitte AS
Dronning Eufemias gate 14
Postboks 221 Sentrum
NO-0103 Oslo
Norway

Tel: +47 23 27 90 00
www.deloitte.no

To the General Meeting of McKesson Norway Holding AS

INDEPENDENT AUDITOR'S REPORT

Opinion

We have audited the financial statements of McKesson Norway Holding AS (the Company), which comprise the balance sheet as at 31 March 2022, the income statement and cash flow statement for the year then ended, and notes to the financial statements, including a summary of significant accounting policies.

In our opinion

- the financial statements comply with applicable statutory requirements, and
- the financial statements give a true and fair view of the financial position of the Company as at 31 March 2022, and its financial performance and its cash flows for the year then ended in accordance with the Norwegian Accounting Act and accounting standards and practices generally accepted in Norway.

Basis for Opinion

We conducted our audit in accordance with International Standards on Auditing (ISAs). Our responsibilities under those standards are further described in the *Auditor's Responsibilities for the Audit of the Financial Statements* section of our report. We are independent of the Company as required by laws and regulations and the International Ethics Standards Board for Accountants' International Code of Ethics for Professional Accountants (including International Independence Standards) (IESBA Code), and we have fulfilled our other ethical responsibilities in accordance with these requirements. We believe that the audit evidence we have obtained is sufficient and appropriate to provide a basis for our opinion.

Other Information

The Board of Directors (management) is responsible for the information in the Board of Directors' report. The other information comprises information in the annual report, but does not include the financial statements and our auditor's report thereon. Our opinion on the financial statements does not cover the information in the Board of Directors' report.

In connection with our audit of the financial statements, our responsibility is to read the Board of Directors' report. The purpose is to consider if there is material inconsistency between the Board of Directors' report and the financial statements or our knowledge obtained in the audit, or whether the Board of Directors' report otherwise appears to be materially misstated. We are required to report if there is a material misstatement in the Board of Directors' report. We have nothing to report in this regard.

Based on our knowledge obtained in the audit, it is our opinion that the Board of Directors' report

- is consistent with the financial statements and
- contains the information required by applicable legal requirements.

Responsibilities of Management for the Financial Statements

Management is responsible for the preparation of financial statements that give a true and fair view in accordance with the Norwegian Accounting Act and accounting standards and practices generally accepted in Norway, and for such internal control as management determines is necessary to enable the preparation of financial statements that are free from material misstatement, whether due to fraud or error.

Deloitte refers to one or more of Deloitte Touche Tohmatsu Limited ("DTTL"), its global network of member firms, and their related entities (collectively, the "Deloitte organization"). DTTL (also referred to as "Deloitte Global") and each of its member firms and related entities are legally separate and independent entities, which cannot obligate or bind each other in respect of third parties. DTTL and each DTTL member firm and related entity is liable only for its own acts and omissions, and not those of each other. DTTL does not provide services to clients. Please see www.deloitte.no to learn more.

© Deloitte AS

Registrert i Foretaksregisteret Medlemmer av Den norske Revisorforening
Organisasjonsnummer: 980 211 282

Penneo Dokumentnøkkel: UJK80-3EVFS-0557G-HJ4U-XZ74U-N7XN6



Deloitte.

side 2
Independent Auditor's Report -
McKesson Norway Holding AS

In preparing the financial statements, management is responsible for assessing the Company's ability to continue as a going concern, disclosing, as applicable, matters related to going concern. The financial statements use the going concern basis of accounting insofar as it is not likely that the enterprise will cease operations.

Auditor's Responsibilities for the Audit of the Financial Statements

Our objectives are to obtain reasonable assurance about whether the financial statements as a whole are free from material misstatement, whether due to fraud or error, and to issue an auditor's report that includes our opinion. Reasonable assurance is a high level of assurance, but is not a guarantee that an audit conducted in accordance with ISAs will always detect a material misstatement when it exists. Misstatements can arise from fraud or error and are considered material if, individually or in aggregate, they could reasonably be expected to influence the economic decisions of users taken on the basis of these financial statements.

As part of an audit in accordance with ISAs, we exercise professional judgment and maintain professional scepticism throughout the audit. We also:

- identify and assess the risks of material misstatement of the financial statements, whether due to fraud or error. We design and perform audit procedures responsive to those risks, and obtain audit evidence that is sufficient and appropriate to provide a basis for our opinion. The risk of not detecting a material misstatement resulting from fraud is higher than for one resulting from error, as fraud may involve collusion, forgery, intentional omissions, misrepresentations, or the override of internal control.
- obtain an understanding of internal control relevant to the audit in order to design audit procedures that are appropriate in the circumstances, but not for the purpose of expressing an opinion on the effectiveness of the Company's internal control.
- evaluate the appropriateness of accounting policies used and the reasonableness of accounting estimates and related disclosures made by management.
- conclude on the appropriateness of management's use of the going concern basis of accounting, and, based on the audit evidence obtained, whether a material uncertainty exists related to events or conditions that may cast significant doubt on the Company's ability to continue as a going concern. If we conclude that a material uncertainty exists, we are required to draw attention in our auditor's report to the related disclosures in the financial statements or, if such disclosures are inadequate, to modify our opinion. Our conclusions are based on the audit evidence obtained up to the date of our auditor's report. However, future events or conditions may cause the Company to cease to continue as a going concern.
- evaluate the overall presentation, structure and content of the financial statements, including the disclosures, and whether the financial statements represent the underlying transactions and events in a manner that achieves a true and fair view.

We communicate with the Board of Directors regarding, among other matters, the planned scope and timing of the audit and significant audit findings, including any significant deficiencies in internal control that we identify during our audit.

Oslo, 22 June 2022
Deloitte AS

Trond Edvin Hov
State Authorised Public Accountant

Penneo Dokumentnr: UJK80-3EVFS-0557G-HJ4U-XZ74U-N7XN6



PENNEO

Signaturene i dette dokumentet er juridisk bindende. Dokument signert med "Penneo"™ - sikker digital signatur.
De signerende parter sin identitet er registrert, og er listet nedenfor.

"Med min signatur bekrefter jeg alle datoer og innholdet i dette dokument."

Trond Edvin Hov

Statsautorisert revisor

Serienummer: 9578-5999-4-1287563

IP: 109.189.xxx.xxx

2022-06-22 15:15:07 UTC



Penneo Dokumentnøkkel: UJK80-3EVFS-0557G-HJ4U-XZ74U-N7XN6

Dokumentet er signert digitalt, med **Penneo.com**. Alle digitale signatur-data i dokumentet er sikret og validert av den datamaskin-utregnede hash-verdien av det opprinnelige dokument. Dokumentet er låst og tids-stemplet med et sertifikat fra en betrodd tredjepart. All kryptografisk bevis er integrert i denne PDF, for fremtidig validering (hvis nødvendig).

Hvordan bekrefter at dette dokumentet er originalen?

Dokumentet er beskyttet av ett Adobe CDS sertifikat. Når du åpner dokumentet i

Adobe Reader, skal du kunne se at dokumentet er sertifisert av **Penneo e-signature service <penneo@penneo.com>**. Dette garanterer at innholdet i dokumentet ikke har blitt endret.

Det er lett å kontrollere de kryptografiske beviser som er lokalisert inne i dokumentet, med Penneo validator - <https://penneo.com/validate>