



ÅRSREGNSKAPET FOR REGNSKAPSÅRET 2024 - GENERELL INFORMASJON

Enheten

Organisasjonsnummer: 911 501 252
Organisasjonsform: Aksjeselskap
Foretaksnavn: EWOS INNOVATION AS
Forretningsadresse: Dirdalsstranda 51
4335 DIRDAL

Regnskapsår

Årsregnskapets periode: 01.06.2023 - 31.05.2024

Konsern

Morselskap i konsern: Nei

Regnskapsregler

Regler for små foretak benyttet: Nei
Benyttet ved utarbeidelsen av årsregnskapet til selskapet: Regnskapslovens alminnelige regler

Årsregnskapet fastsatt av kompetent organ

Bekreftet av representant for selskapet: Giske Sørensen
Dato for fastsettelse av årsregnskapet: 13.12.2024

Grunnlag for avgivelse

År 2024: Årsregnskapet er elektronisk innlevert
År 2023: Tall er hentet fra elektronisk innlevert årsregnskap fra 2024

Det er ikke krav til at årsregnskapet m.v. som sendes til Regnskapsregisteret er undertegnet. Kontrollen på at dette er utført ligger hos revisor/enhetens øverste organ. Sikkerheten ivaretas ved at innsender har rolle/rettighet for innsending av årsregnskapet via Altinn, og ved at det bekreftes at årsregnskapet er fastsatt av kompetent organ.

Brønnøysundregistrene, 01.01.2026



Resultatregnskap

Beløp i: NOK	Note	2024	2023
RESULTATREGNSKAP			
Inntekter			
Revenue		458 777 000	382 308 000
Other income		45 000	121 000
Revenue from R&D		52 711 000	44 879 000
Sum inntekter	2, 3	511 533 000	427 309 000
Kostnader			
Raw materials and consumables used	3	398 801 000	327 039 000
Employee benefits expense	4, 6	53 968 000	46 908 000
Depreciation	9	10 946 000	9 678 000
Other expenses	3, 4, 5	48 089 000	28 059 000
Sum kostnader		511 804 000	411 684 000
Driftsresultat		-271 000	15 625 000
Finansinntekter og finanskostnader			
Annen renteinntekt		48 172 000	172 000
Other financial income		684 000	
Sum finansinntekter		48 856 000	172 000
Annen rentekostnad		38 374 000	13 244 000
Other financial expenses			184 000
Sum finanskostnader		38 374 000	13 428 000
Netto finans	7	10 482 000	-13 256 000
Ordinært resultat før skattekostnad		10 211 000	2 369 000
Income tax	8	2 307 000	523 000
Ordinært resultat etter skattekostnad		7 904 000	1 845 000
Årsresultat	15	7 904 000	1 845 000
Årsresultat etter minoritetsinteresser		7 904 000	1 845 000
Totalresultat		7 904 000	1 845 000



Resultatregnskap

Beløp i: NOK	Note	2024	2023
---------------------	-------------	-------------	-------------



Balanse

Beløp i: NOK	Note	2024	2023
BALANSE - EIENDELER			
Anleggsmidler			
Immaterielle eiendeler			
Varige driftsmidler			
Buildings and land	9	12 307 000	13 711 000
Machinery and equipment	9	40 450 000	31 178 000
Equipment and other movables	9	15 297 000	17 073 000
Construction in progress		17 510 000	16 516 000
Sum varige driftsmidler		85 564 000	78 478 000
Finansielle anleggsmidler			
Investments in shares	10	103 000	103 000
Other long term receivables	12	779 460 000	
Sum finansielle anleggsmidler		779 563 000	103 000
Sum anleggsmidler		865 127 000	78 582 000
Omløpsmidler			
Varer			
Sum varer	11	170 504 000	171 810 000
Fordringer			
Accounts receivables	13	101 040 000	557 388 000
Other current receivables	13	13 049 000	541 000
Sum fordringer		114 089 000	557 928 000
Cash and cash equivalents	18		
Sum omløpsmidler		284 592 000	729 738 000
SUM EIENDELER		1 149 720 000	808 320 000

BALANSE - EGENKAPITAL OG GJELD

Egenkapital



Balanse

Beløp i: NOK	Note	2024	2023
Innskutt egenkapital			
Share capital		23 363 000	23 363 000
Beholdning av egne aksjer		43 640 000	43 640 000
Sum innskutt egenkapital		67 003 000	67 003 000
Opptjent egenkapital			
Other equity		22 573 000	14 669 000
Sum opptjent egenkapital		22 573 000	14 669 000
Sum egenkapital	14, 15	89 575 000	81 672 000
Gjeld			
Langsiktig gjeld			
Pensjonsforpliktelser	6	94 000	
Utsatt skatt	8	17 506 000	15 200 000
Sum avsetninger for forpliktelser		17 600 000	15 200 000
Annen langsiktig gjeld			
Sum langsiktig gjeld		17 600 000	15 200 000
Kortsiktig gjeld			
Leverandørgjeld	13	52 163 000	83 757 000
Public duties payable		2 750 000	2 273 000
Other current liabilities	13, 16, 17	987 630 000	625 418 000
Sum kortsiktig gjeld		1 042 544 000	711 448 000
Sum gjeld		1 060 144 000	726 648 000
SUM EGENKAPITAL OG GJELD		1 149 720 000	808 320 000





Revenue statement

Ewos Innovation AS

Operating income and operating expenses	Note	2024	2023
Revenue		458 777	382 308
Other income		45	121
Revenue from R&D		52 711	44 879
Total income	2, 3	511 533	427 309
Raw materials and consumables used	3	398 801	327 039
Employee benefits expense	4, 6	53 968	46 908
Depreciation	9	10 946	9 678
Other expenses	3, 4, 5	48 089	28 059
Total expenses		511 804	411 684
Operating profit		-271	15 625
Financial income and expenses			
Other interest income		48 172	172
Other financial income		684	0
Other interest expenses		38 374	13 244
Other financial expenses		0	184
Net financial items	7	10 482	-13 256
Net profit before tax		10 211	2 369
Income tax	8	2 307	523
Net income	15	7 904	1 845



Balance sheet

Ewos Innovation AS

Assets	Note	2024	2023
Non-current assets			
Property, plant and equipment			
Buildings and land	9	12 307	13 711
Machinery and equipment	9	40 450	31 178
Equipment and other movables	9	15 297	17 073
Construction in progress		17 510	16 516
Total property, plant and equipment		85 564	78 478
Non-current financial assets			
Other long term receivables	12	779 460	0
Investments in shares	10	103	103
Total non-current financial assets		779 563	103
Total non-current assets		865 127	78 582
Current assets			
Inventory	11	170 504	171 810
Debtors			
Accounts receivables	13	101 040	557 388
Other current receivables	13	13 049	541
Total receivables		114 089	557 928
Total current assets		284 592	729 738
Total assets		1 149 720	808 320



Balance sheet

Ewos Innovation AS

Equity and liabilities	Note	2024	2023
Paid-in capital			
Share capital		23 363	23 363
Other paid-up equity		43 640	43 640
Total paid-up equity		67 003	67 003
Retained earnings			
Other equity		22 573	14 669
Total retained earnings		22 573	14 669
Total equity	14, 15	89 575	81 672
Liabilities			
Provisions			
Employee benefit obligations	6	94	0
Deferred tax	8	17 506	15 200
Total provisions		17 600	15 200
Other non-current liabilities			
Current liabilities			
Trade payables	13	52 163	83 757
Public duties payable		2 750	2 273
Other current liabilities	13, 16, 17	987 630	625 418
Total current liabilities		1 042 544	711 448
Total liabilities		1 060 144	726 648
Total equity and liabilities		1 149 720	808 320



Balance sheet

Ewos Innovation AS
13.12.2024

The board of Ewos Innovation AS

Mohamed Bokhizzou
chairman of the board

Trond Ytre-Arne
member of the board

Kjartan Mæstad
member of the board

Jannicke Vigen
member of the board

Christine Mikalsen
member of the board

Tor Andre Giskegjerde
general Manager



KPMG AS
Kanalveien 11
P.O. Box 4 Kristianborg
N-5822 Bergen

Telephone +47 45 40 40 63
Internet www.kpmg.no
Enterprise 935 174 627 MVA

To the General Meeting of Ewos Innovation AS

Independent Auditor's Report

Opinion

We have audited the financial statements of Ewos Innovation AS (the Company), which comprise the balance sheet as at 31 May 2024, the income statement and cash flow statement for the year then ended, and notes to the financial statements, including a summary of significant accounting policies.

In our opinion

- the financial statements comply with applicable statutory requirements, and
- the financial statements give a true and fair view of the financial position of the Company as at 31 May 2024, and its financial performance and its cash flows for the year then ended in accordance with the Norwegian Accounting Act and accounting standards and practices generally accepted in Norway.

Basis for Opinion

We conducted our audit in accordance with International Standards on Auditing (ISAs). Our responsibilities under those standards are further described in the *Auditor's Responsibilities for the Audit of the Financial Statements* section of our report. We are independent of the Company as required by relevant laws and regulations in Norway and the International Ethics Standards Board for Accountants' International Code of Ethics for Professional Accountants (including International Independence Standards) (IESBA Code), and we have fulfilled our other ethical responsibilities in accordance with these requirements. We believe that the audit evidence we have obtained is sufficient and appropriate to provide a basis for our opinion.

Other Information

The Board of Directors and the Managing Director (management) are responsible for the information in the Board of Directors' report. The other information comprises information in the annual report, but does not include the financial statements and our auditor's report thereon. Our opinion on the financial statements does not cover the information in the Board of Directors' report.

In connection with our audit of the financial statements, our responsibility is to read the Board of Directors' report. The purpose is to consider if there is material inconsistency between the Board of Directors' report and the financial statements or our knowledge obtained in the audit, or whether the Board of Directors' report otherwise appears to be materially misstated. We are required to report if there is a material misstatement in the Board of Directors' report. We have nothing to report in this regard.

Based on our knowledge obtained in the audit, it is our opinion that the Board of Directors' report

- is consistent with the financial statements and
- contains the information required by applicable statutory requirements.

Offices in:

© KPMG AS, a Norwegian limited liability company and a member firm of the KPMG global organization of independent member firms affiliated with KPMG International Limited, a private English company limited by guarantee. All rights reserved.

Statustautoriserte revisorer - medlemmer av Den norske Revisorforening

Oslo	Elverum	Mo i Rana	Tromsø
Alta	Finnsnes	Molde	Trondheim
Arendal	Hamar	Sandefjord	Tynset
Bergen	Haugesund	Stavanger	Ulsteinvik
Bode	Knarvik	Stord	Alesund
Drammen	Kristiansand	Straume	

Penneo document key: Z2LVH-A8JFA-UFS08-X38BU-5X3LD-6TEFB



Responsibilities of Management for the Financial Statements

Management is responsible for the preparation of financial statements that give a true and fair view in accordance with the Norwegian Accounting Act and accounting standards and practices generally accepted in Norway, and for such internal control as management determines is necessary to enable the preparation of financial statements that are free from material misstatement, whether due to fraud or error.

In preparing the financial statements, management is responsible for assessing the Company's ability to continue as a going concern, disclosing, as applicable, matters related to going concern. The financial statements use the going concern basis of accounting insofar as it is not likely that the enterprise will cease operations.

Auditor's Responsibilities for the Audit of the Financial Statements

Our objectives are to obtain reasonable assurance about whether the financial statements as a whole are free from material misstatement, whether due to fraud or error, and to issue an auditor's report that includes our opinion. Reasonable assurance is a high level of assurance, but is not a guarantee that an audit conducted in accordance with ISAs will always detect a material misstatement when it exists. Misstatements can arise from fraud or error and are considered material if, individually or in aggregate, they could reasonably be expected to influence the economic decisions of users taken on the basis of these financial statements.

As part of an audit in accordance with ISAs, we exercise professional judgment and maintain professional scepticism throughout the audit. We also:

- identify and assess the risks of material misstatement of the financial statements, whether due to fraud or error. We design and perform audit procedures responsive to those risks, and obtain audit evidence that is sufficient and appropriate to provide a basis for our opinion. The risk of not detecting a material misstatement resulting from fraud is higher than for one resulting from error, as fraud may involve collusion, forgery, intentional omissions, misrepresentations, or the override of internal control.
- obtain an understanding of internal control relevant to the audit in order to design audit procedures that are appropriate in the circumstances, but not for the purpose of expressing an opinion on the effectiveness of the Company's internal control.
- evaluate the appropriateness of accounting policies used and the reasonableness of accounting estimates and related disclosures made by management.
- conclude on the appropriateness of management's use of the going concern basis of accounting and, based on the audit evidence obtained, whether a material uncertainty exists related to events or conditions that may cast significant doubt on the Company's ability to continue as a going concern. If we conclude that a material uncertainty exists, we are required to draw attention in our auditor's report to the related disclosures in the financial statements or, if such disclosures are inadequate, to modify our opinion. Our conclusions are based on the audit evidence obtained up to the date of our auditor's report. However, future events or conditions may cause the Company to cease to continue as a going concern.
- evaluate the overall presentation, structure and content of the financial statements, including the disclosures, and whether the financial statements represent the underlying transactions and events in a manner that achieves a true and fair view.

We communicate with the Board of Directors regarding, among other matters, the planned scope and timing of the audit and significant audit findings, including any significant deficiencies in internal control that we identify during our audit.

Bergen, 18 December 2024

KPMG AS

Penneo document key: Z2LVH-A8JFA-UFS98-X38BU-5X3LD-6TEFB



Knut Olav karlsen
State Authorised Public Accountant
(This document is signed electronically)

Penneo document key: Z2LVH-A8JFA-UF5P8-X3BBU-5X3LD-6TEFB



PENNEO

Signaturene i dette dokumentet er juridisk bindende. Dokument signert med "Penneo™ - sikker digital signatur". De signerende parter sin identitet er registrert, og er listet nedenfor.

"Med min signatur bekrefter jeg alle datoer og innholdet i dette dokument."

Karlsen, Knut Olav

Partner

På vegne av: KPMG AS

Serienummer: no_bankid:9578-5993-4-2537194

IP: 80.232.xxx.xxx

2024-12-18 20:01:57 UTC



Karlsen, Knut Olav

Statsautorisert revisor

På vegne av: KPMG AS

Serienummer: no_bankid:9578-5993-4-2537194

IP: 80.232.xxx.xxx

2024-12-18 20:01:57 UTC



Dokumentet er signert digitalt, med **Penneo.com**. Alle digitale signatur-data i dokumentet er sikret og validert av den datamaskin-utregnede hash-verdien av det opprinnelige dokument. Dokumentet er låst og tids-stemplet med et sertifikat fra en betrodd tredjepart. All kryptografisk bevis er integrert i denne PDF, for fremtidig validering (hvis nødvendig).

Hvordan bekrefter at dette dokumentet er originalen?

Dokumentet er beskyttet av ett Adobe CDS sertifikat. Når du åpner dokumentet i

Adobe Reader, skal du kunne se at dokumentet er sertifisert av **Penneo e-signature service <penneo@penneo.com>**. Dette garanterer at innholdet i dokumentet ikke har blitt endret.

Det er lett å kontrollere de kryptografiske beviser som er lokalisert inne i dokumentet, med Penneo validator - <https://penneo.com/validator>

Penneo Dokumentnøkkel: Z2LVH-A8JFA-UFS98-X3BBU-SX3LD-6TEFB



DocuSign Envelope ID: CAF6826-A4E8-4E55-8DFB-CA83AA218431

Financial Statements

EWOS Innovation AS

1.6.2023 - 31.5.2024



DocuSign Envelope ID: CAF6826-A4E8-4E55-8DFB-CA83AA218431



EWOS Innovation AS
Annual Report – May 2024



Operation and Location

EWOS Innovation AS is a dedicated research and development company for the Cargill Aqua Nutrition Group. EWOS Innovation AS is one of the world's largest private R&D businesses in aquaculture, specializing in fish nutrition, health and feed technology. The research is done in fish feed and in method development. Research is also done on sustainability in relation to ingredients in fish feed production. The research covers the entire life cycle of the fish from life in both fresh water and seawater, mainly within the species tilapia, shrimp and salmon. EWOS Innovation AS performs research via an IP rights licencing agreement of Cargill Can Tech Inc., essentially for the aquaculture industry.

Research and Development (R&D) is a key factor for value creation for Cargill Aqua Nutrition and EWOS Innovation AS has a team of highly qualified researchers recruited from national and international universities and research environments as well as specialized technicians, supported by operative and administrative personnel with relevant education and long industry experience.

EWOS Innovations AS was acquired by Cargill Incorporated in October 2015 and along with the EWOS' business around the world was combined with Cargill's warm water aqua feed activities to form the Cargill Aqua Nutrition Group within the Cargill Animal Nutrition Enterprise.

Cargill has more than 150 years of experience in providing food, agriculture, financial and industrial products and services to the world. With over 150,000 employees in 70 countries Cargill is committed to feeding the world in a responsible way, reducing environmental impact and improving the communities where they operate.

EWOS Innovation AS research station is located in Dirdal, Norway with offices in Stavanger, Norway.

Annual Financial Statements

EWOS Innovation AS had a gain of 7,9 million NOK for the fiscal year ending 31st May 2024 compared to a gain of 1,8 million NOK in 2023.

Total assets as at year-end amounted to 1 150 million NOK, of which fixed assets were 86 million NOK, non-current assets 780 million NOK and current assets were 285 million NOK. The comparative figures for the prior financial year were total assets of 808 million NOK, of which 79 million NOK were fixed assets and 730 million NOK were current assets.

Total current assets at financial year end 2024 was 285 million NOK of which accounts receivables was 101 million NOK, inventories were 171 million NOK and other receivables 13 million NOK. The prior financial year for the same balances reflect as follows: total current assets were 730 million NOK of which accounts receivables was 557 million, inventories were 172 million NOK and other receivables 1 million NOK. Decrease in accounts receivables relates to a reclassification of receivables towards our R&D partner from short term receivables to long term receivables.

The company's total equity as at 31st May 2024 was 90 million NOK whilst the prior fiscal year reflected a total equity of 82 million NOK.

Total liabilities at financial year end 2024 was 1 060 million NOK of which current liabilities were 1 042 million NOK and provisions were 18 million NOK. The prior financial year for the same balances reflects as follows; total current liabilities were 727 million NOK of which current liabilities was 711 million NOK and provisions were 15 million NOK. Long term liabilities were zero both fiscal years.



DocuSign Envelope ID: CAF6826-A4E8-4E55-8DFB-CA83AA218431



EWOS Innovation AS
Annual Report – May 2024



Net cash outflow from operations for 2024 was an outflow of 358 million NOK compared to an outflow of 236 million NOK prior fiscal year, driven by changes in accounts receivables, accounts payable and other current assets/receivables related to the new R&D collaborations. Inventory is built up during the trial and selling back fish when trial ends or due to biological changes are building up accounts receivables. Net cash flow from investments for 2024 was negative 18 million NOK compared to negative 20 million NOK, driven by new fixed assets this year. Net cash flow from finance was 376 million NOK compared to 257 million NOK prior year. Total bank deposit and cash at financial year end 2024 was zero as the company is part of Cargill's global cash pool.

The current fiscal year runs from 1st June 2023 until 31st May 2024 and is comparable to the prior financial year. Historically EWOS Innovation AS converted to Cargill's fiscal year at May 2016.

Inclusion and Diversity

Cargill is committed to creating and sustaining an inclusive and diverse work environment where all employees are treated with dignity and respect. It is further committed to the principles of equal employment opportunity, complying with affirmative action obligations, and providing employees with a professional work environment free from discrimination and harassment. Cargill's purpose is to be the global leader in nourishing the world in a safe, responsible and sustainable way. Diversity, Equity and Inclusion are key enablers to achieving this purpose and help us to be the most trusted partner in agriculture, food, and nutrition. Cargill has committed to achieve gender parity at all levels of corporate leadership by 2030. Gender parity is just one aspect of Cargill's Diversity, Equity and Inclusion (DEI) strategy, which was introduced in 1999 and updated in 2017 with "equity" added to the commitment. Equity means fair treatment and access to opportunity for all and goes beyond equal opportunity.

EWOS Innovation AS' efforts on diversity, equality/equity and inclusion align with Cargill corporate goals, and are guiding principles for our efforts on employee development and advancement, and in recruiting processes. Prior to the annual wage settlements, EWOS Innovation conducts wage surveys to identify wage differences between men and women that cannot be explained by position and experience, and funds are set aside to correct wage gap. As part of promoting equality and an inclusive working environment and preventing discrimination, EWOS Innovation revised its working environment standard in 2019-2020. As such, EWOS Innovation practices prohibit discrimination and harassment against any employee or applicant. EWOS Innovation has several initiatives to increase diversity in the company, such as facilitating employees with disabilities and activities where the target group is girls / women.

As of 31 May 2024 EWOS Innovation AS had 66 employees of which 29 (44,3%) were female. Among the temporary employees, 37,5% were female, while there were 36,4% female among the part time position-employees.

1 men and 1 female were on parental leave during the period June 1st 2023 to May 31st 2024. On average, men have taken 13 weeks of parental leave while female have taken 16 weeks during the period.

Female's average salary in Associate Professional, Professionals and Supervisor 1 positions are 102% of the average salary of the group, while for the Senior Professional /Supervisor 2 positions females are 96 % of the average salary.

The board of directors comprises 5 members of which 2 are female and both are elected employee representatives. The company has an agreement on insurance for the member of the board and the general manager.

The company has prepared a report according to the new law; The Norwegian Transparency Act and you will find the report, click here [Åpenhetsloven \(ewos.com\)](https://www.ewos.com/Åpenhetsloven)



DocuSign Envelope ID: CAF6826-A4E8-4E55-8DFB-CA83AA218431



EWOS Innovation AS
Annual Report – May 2024



Safety First

Safety for all employees is paramount for Cargill and EWOS. A safe workplace is a necessity, and we also strive to be a rewarding employer, where we encourage creativity and efficiency. Cargill has implemented multiple management standards to ensure quality and safety throughout the value chain.

The company records all injuries and near misses with no serious injuries report in the 2024 fiscal year. EWOS has implemented robust routines for safe job analysis and this is being developed further to shape behaviours and beliefs that reinforce a zero injury culture at Cargill.

In FY24 EWOS Innovation had a Recordable Injuries Frequency Rate (RIFR) of 0. Detailed injury statistics for FY24:

- ZERO fatalities
- ZERO Reportable Injuries (lost time or medical treatment).

The Company has strong focus on follow up in terms of long term sick leave. The 2024 fiscal year reports a 4,4% sick leave, mainly related to long term leave such as maternity/paternity leave.

External Environment

Cargill aims to be the most trusted partner in agriculture, food and nutrition. With global presence, market expertise and supply chain capabilities, Cargill is committed to creating a more sustainable, food-secure future. Our customers and communities trust Cargill for solutions that will nourish the world and protect the planet, ensuring current and future generations will *thrive*.

Emissions from the company sites are within the respective licences and legal requirements. The business has an environmental profile of waste separation; residual and hazardous waste is delivered to recycling. The company is continuously working to become more efficient in its use of energy. To read more on in our Sustainability Report, click here: <https://www.cargill.com/sustainability/aquaculture/aquaculture-sustainability-reporting>

Future development

The expectation of future development in Ewos Innovation AS reflects the business model for the R&D activities in the company through the IP agreement entered into within the Cargill Group. This agreement ensures that all net costs related to R&D activities within Ewos Innovation AS are covered including an agreed margin. R&D activities and sea trials are expected to remain stable for fiscal year 2025 compared to previous years.

Going Concern

In accordance with the Accounting Act § 3-3, we confirm that the financial statements have been prepared under the assumption of going concern.



DocuSign Envelope ID: CAF6826-A4E8-4E55-8DFB-CA83AA218431




EWOS Innovation AS
Annual Report – May 2024



Stavanger, 13th December 2024

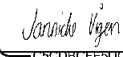
Signed by:

Mohamed Bokhizzou
Chairman of the Board

Signed by:

Trond Ytre-Arne
Director/Board member

Signed by:

Kjartan Mæstad
Director/General Manager

Signed by:

Janniche Vigen
Director (Employee Representative)/Board member

Signed by:

Christine Mikalsen
Director (Employee Representative)/ Board member



DocuSign Envelope ID: CAF6826-A4E8-4E55-8DFB-CA83AA218431

Revenue statement

Ewos Innovation AS

Operating income and operating expenses	Note	2024	2023
Revenue		458 777	382 308
Other income		45	121
Revenue from R&D		52 711	44 879
Total income	2, 3	511 533	427 309
Raw materials and consumables used	3	398 801	327 039
Employee benefits expense	4, 6	53 968	46 908
Depreciation	9	10 946	9 678
Other expenses	3, 4, 5	48 089	28 059
Total expenses		511 804	411 684
Operating profit		-271	15 625
Financial income and expenses			
Other interest income	12	48 172	172
Other financial income		684	0
Other interest expenses		38 374	13 244
Other financial expenses		0	184
Net financial items	7	10 482	-13 256
Net profit before tax		10 211	2 369
Income tax	8	2 307	523
Net income	15	7 904	1 845



DocuSign Envelope ID: CAF6826-A4E8-4E55-8DFB-CA83AA218431

Balance sheet

Ewos Innovation AS

Assets	Note	2024	2023
Non-current assets			
Property, plant and equipment			
Buildings and land	9	12 307	13 711
Machinery and equipment	9	40 450	31 178
Equipment and other movables	9	15 297	17 073
Construction in progress		17 510	16 516
Total property, plant and equipment		85 564	78 478
Non-current financial assets			
Other long term receivables	12	779 460	0
Investments in shares	10	103	103
Total non-current financial assets		779 563	103
Total non-current assets		865 127	78 582
Current assets			
Inventory	11	170 504	171 810
Debtors			
Accounts receivables	13	101 040	557 388
Other current receivables	13	13 049	541
Total receivables		114 089	557 928
Total current assets		284 592	729 738
Total assets		1 149 720	808 320



DocuSign Envelope ID: CAF6826-A4E8-4E55-8DFB-CA83AA218431

Balance sheet

Ewos Innovation AS

Equity and liabilities	Note	2024	2023
Paid-in capital			
Share capital		23 363	23 363
Other paid-up equity		43 640	43 640
Total paid-up equity		67 003	67 003
Retained earnings			
Other equity		22 573	14 669
Total retained earnings		22 573	14 669
Total equity	14, 15	89 575	81 672
Liabilities			
Provisions			
Employee benefit obligations	6	94	0
Deferred tax	8	17 506	15 200
Total provisions		17 600	15 200
Other non-current liabilities			
Current liabilities			
Trade payables	13	52 163	83 757
Public duties payable		2 750	2 273
Other current liabilities	13, 16, 17	987 630	625 418
Total current liabilities		1 042 544	711 448
Total liabilities		1 060 144	726 648
Total equity and liabilities		1 149 720	808 320

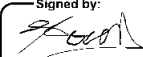



DocuSign Envelope ID: CAF6826-A4E8-4E55-8DFB-CA83AA218431


Balance sheet

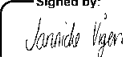
Ewos Innovation AS
13.12.2024

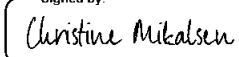
The board of Ewos Innovation AS


Signed by:

Mohamed Bokhizzou
chairman of the board

Signed by:

Trond Ytre-Arne
member of the board

Signed by:

Kjartan Mæstad
member of the board

Signed by:

Jannicke Vigen
member of the board

Signed by:

Christine Mikalsen
member of the board

Signed by:

Tor Andre Giskegjerde
general Manager



DocuSign Envelope ID: CAF6826-A4E8-4E55-8DFB-CA83AA218431

Cash Flow Statement TNOK

	Note	01.06.23 - 31.5.24	01.06.22 - 31.5.23
Cash flow from operations			
Profit/(loss) before taxation		10 211	2 369
Taxes paid for the period		-	-
Depreciation and amortisation		10 946	9 678
Change in inventory		1 306	-43 969
Change in trade receivables		-323 112	-230 413
Change in trade payables		-31 594	62 352
Changes in other current assets and other liabilities		-25 718	-36 555
Net cash flow from operations		-357 961	-236 538
Cash flow from investment activities			
Outflows due to purchases of fixed assets		-18 032	-20 248
Net cash flow from investment activities		-18 032	-20 248
Cash flow from financing activities			
Net change in cashpool and group financing		375 993	256 786
Net cash flow from financing activities		375 993	256 786
Net change in bank deposits, cash and equivalents		-	-
Bank deposits, cash and equivalents at 1st of June		-	-
Bank deposits, cash and equivalents at 31st of May		-	-



DocuSign Envelope ID: CAF6826-A4E8-4E55-8DFB-CA83AA218431

EWOS Innovation AS - Financial Statements - 01.06.23 - 31.05.24



Note 1 Accounting policies

The financial statements have been prepared in accordance with the Norwegian Accounting Act of 1998 and generally accepted accounting principles in Norway.

The accounting year runs from 1st of June - 31st of May to adapt to the accounting year in Cargill Inc.

Valuation and classification of assets and liabilities

Assets intended for permanent ownership or use in the business are classified as non-current assets. Other assets are classified as current assets. Receivables due within one year are classified as current assets. The classification of current and non-current liabilities is based on the same criteria.

Current assets are valued at the lower of historical cost and fair value.

Fixed assets are carried at historical cost, but are written down to their recoverable amount if this is lower than the carrying amount and the decline is expected to be permanent. Fixed assets with a limited useful life are depreciated on a systematic basis in accordance with a reasonable depreciation schedule.

Other long-term liabilities, as well as short-term liabilities, are valued at nominal value.

Leasing

Fixed assets leased on conditions which mainly transfer economic risk and control to the company (financial leasing) are considered as fixed assets in the balance sheet. The accompanying leasing obligation is included under interest-bearing long-term liabilities and valued at present value of the leasing payments. Non-financial leases are classified as operational and are recognised at cost through profit and loss.

Foreign currency

All balance sheet items denominated in foreign currencies are translated into NOK at the exchange rate prevailing at the balance sheet date. All items in foreign currencies in the income statement are translated into NOK at the exchange rate prevailing at the date of the transaction.

Currency forward contracts are valued in the balance sheet at fair value on the balance sheet date.

Inventories

Biological assets are measured at full production cost. All direct and indirect cost related to running the plant is recognised as inventory, this includes depreciation.

Property, plant and equipment

Property, plant and equipment are recognised at cost less accumulated depreciation and any accumulated impairment losses. Allowances are made for depreciation from the point in time when an asset is placed in operation, and depreciation is calculated based on useful life of the asset considering estimated residual value. The straight-line depreciation method is used as this best reflects the consumption of the assets, which often is the passage of time.

Different depreciation rates are applied to an asset where components of the asset are characterised by having different useful economic lives. Land and plant under construction are not depreciated. For assets under construction, depreciation is charged once the asset is ready for its intended use. Gains or losses from sale of property, plant and equipment are calculated as the difference between sales price and carrying value at date of sale. Gains and losses from sale of property, plant and equipment are recorded in the income statement.

Carrying values of property, plant and equipment are tested for impairment when events or changes in circumstances indicate that the carrying amount may not be recoverable. Where the carrying value exceeds the estimated recoverable amount, the assets or cash generating units are written down to their recoverable amount. Assets under construction are tested for impairment at least annually or more frequent if there are indicators of impairment.



DocuSign Envelope ID: CAF6826-A4E8-4E55-8DFB-CA83AA218431

Revenue

The sale of fish is recorded as operating revenue at the time when delivery has taken place, which is the point where the risk passes to the customer. Revenue is measured at the fair value of the consideration received or receivable. Revenue from sale of services is recognised when it is earned, i.e. when the claim to remuneration arises. This occurs when the service is performed, as the work is being done. The revenue is recognised with the value of the remuneration at the time of transaction. EWOS Innovations has R&D income from sale of R&D Services to Group Companies. EWOS Innovation has also research-related income from private companies, public organizations and government.

Government grants

Investment grants are recognised in the balance sheet based on gross amounts, and allocated to operating income over the economic life of the investment. Operating grants received are matched with their corresponding costs.

Receivables

Trade receivables and other receivables are recognised at nominal value, less the provision for expected losses of receivables. The accrual for losses is based on an individual assessment of each receivable.

Cash and cash equivalents

Cash and cash equivalents include cash, bank deposits and other monetary instruments with a maturity of less than three months at the date of purchase.

Post-employment benefits

Defined contribution plan

Defined contribution plans are accounted for according to the matching principle. Contributions to the pension plan are recorded as expenses.

Defined benefit plan

Defined benefit plans are post-employment benefit plans other than defined contribution plans. In accounting for defined benefit plans, the obligation is expensed over the service life according to the plan benefit formula. The method of allocation corresponds to the plan benefit formula, unless the bulk of the service costs accrue towards the end of the service life. In such instances, the service cost is allocated on a straight-line basis. A straight-line allocation is therefore applied for post-employment benefit plans operated in accordance with the occupational pension legislation.

Experience adjustments and the effect of changes in assumptions are amortised over the expected remaining service life to the extent they exceed 10% of the greater of the pension obligation and the plan assets (corridor). The effect of retrospective plan amendments that are not dependent on future service by the employee are recognised in the income statement immediately. Retrospective plan amendments that are dependent on future service are amortized on a straight-line basis until future service is no longer a condition.

For defined benefit disability plans included in a separate plan, the effect of any actuarial gains and losses and past service costs will be recognised in profit or loss immediately.

The net post-employment benefit obligation is the difference between the present value of the pension obligations and the value of plan assets that are invested for the purpose of paying the post-employment benefits. Plan assets are recognised at fair value. A valuation of post-employment benefit obligations and plan assets is carried out as of the balance sheet date. An accrual for social security costs is included in the figures, calculated based on the net actual post-employment benefit deficit. Post-employment benefit obligations associated with the early retirement pension (AFP), in accordance with the LO/NHO arrangement, are a multi-employer defined benefit plan. The company's assessment is that information on allocation of pension cost, pension liabilities and -assets are too scarce to be able to perform a reliable calculation. The company therefore processes the AFP as a contribution plan and recognises payment as cost when they occur. When sufficient data to perform the calculation is to be obtained at some time, it is not impossible that the liability to be recognised is significant.

R&D

Expenses on own Research and Development, are accounted for in the period in which the expenses are accrued.

Income taxes

Tax expenses are matched with operating income before tax. Tax related to equity transactions e.g. group contribution, is recognised directly in equity.

Tax expense consists of current income tax expense and change in net deferred tax. Deferred tax liabilities and deferred tax assets are presented net in the balance sheet.



DocuSign Envelope ID: CAF6826-A4E8-4E55-8DFB-CA83AA218431

Note 2 Sales- and R&D income per geographic market

<i>TNOK</i>	01.06.23 - 31.05.24	01.06.22 - 31.05.23
Norway - sale of fish	458 872	382 309
Norway - other	45	121
Norway - R&D income	4 896	3 628
USA - R&D income	47 815	41 251
Total	511 628	427 309

Note 3 Related parties transactions

<i>TNOK</i>	Counterpart	01.06.23 - 31.05.24	01.06.22 - 31.05.23
Sale of services	Parent	1 574	2 420
Sale of services to other Cargill companies	Other Cargill companies	46 466	40 771
Purchase of services	Group company	224	-
Purchase of services	Parent	-	44
Purchase of feed and raw materials	Parent	42 610	52 840
Other purchases/sales	Other Cargill companies	6	100

All transactions with related parties are priced on an arm's length basis at market price.

Note 4 Payroll costs, number of employees, benefits etc.

Payroll costs - TNOK	01.06.23 - 31.05.24	01.06.22 - 31.05.23
Wages and salaries	40 464	36 799
Social security tax	7 229	5 209
Pension costs	3 321	2 032
Other benefits	2 953	2 868
Total	53 968	46 908

Average number of employees during the year 66 64

Directors' remuneration 01.06.23- 31.05.24	Salaries, fees <i>TNOK</i>
Managing Director	2 446
Board of Directors	-
Total	2 446

Managing Director takes part in a management incentive programme with certain retention conditions and where earnings is linked to the performance of the estimated share price of Cargill Inc. Cargill Inc. is a privately owned company and the shares are not freely traded, however external valuation is obtained.

Auditor's remuneration

<i>TNOK</i>	01.06.23 - 31.05.24	01.06.22 - 31.05.23
Statutory audit	231	245
Tax assistance	29	28
Other assurance services	70	107
Total	331	379



DocuSign Envelope ID: CAF6826-A4E8-4E55-8DFB-CA83AA218431

Note 5 Leasing

The Company has entered into several different operating lease agreements for offices at four different locations. The majority of these agreements includes a warrant for renewal at the end of the agreement period. The lease agreements have no restrictions on the Company's dividend policy of financing options.

	Land / Buildings	Plant and machinery
Financial leasing (installments)		
Operational leasing (lease recognised as cost)	1 126	
Remaining lease period	1 year	
NOK thousands	31.05.2024	31.05.2023
Within 1 year	945	1 126
1 to 5 years	8	953
After 5 years	-	-
Total future minimum lease payments*	953	2 079

Note 6 Pension costs, assets and liabilities

The company is required to have an occupational pension plan in accordance with Norwegian legislation on occupational pensions ("lov om obligatorisk tjenestepensjon"). The company's pension plan must meet the requirements of this legislation.

Defined contribution plan

The entity's defined contribution plan is organized in accordance with Norwegian legislation on defined contribution pensions ("lov om innskuddspensjon"). Contributions are given in steps of 3% and 6% of salary for salaries below 12G. Top Hat-schemes (benefits for salary above 12G), are non-funded defined benefit schemes for employees within the scheme at December 31, 2006.

Defined benefit plan

The entity's defined benefit plan provides the right to defined future benefits. These are mainly dependent on the number of years of service, the level of salary at the retirement age and the level of the government funded pension benefits. The obligations benefits are funded through an insurance company. Executive officers of the entity are included in a separate pension plan in addition to the general pension plan. This plan is unfunded.

EWOS Innovation AS is a member of an «agreement-based early retirement plan» (AFP). This plan entitles essentially all of the employees life-long benefits from the age of 62 in addition to other plans. The plan is financed through a pooled arrangement by private sector employers to which the Norwegian government also contributes. The private sector employers contribute with 2/3 of the funding requirements and the Norwegian government 1/3.

The plan is considered a defined benefit multiemployer plan with limited funding and with plan assets that are not segregated,

	01.06.23 - 31.05.24	01.06.22 - 31.05.23
<i>TNOK</i>		
Present value of current year service cost	235	235
Interest cost / (income) on projected benefit obligations	25	25
Administration expenses	119	134
Other pension expenses (defined contribution plan etc)	-	-
Net pension costs	380	395
Pension expense defined benefit plan	380	395
Pension expense other pension schemes	2 942	1 637
Net pension expense	3 321	2 032



DocuSign Envelope ID: CAF6826-A4E8-4E55-8DFB-CA83AA218431

	01.06.23 - 31.05.24	01.06.22 - 31.05.23
Number of people covered by the plan		
Defined benefit plan:		
Current employees	5	5
Total	5	5

	01.06.23 - 31.05.24	01.06.22 - 31.05.23
Financial assumptions (defined benefit plans)		
Discount rate	3,1 %	3,0 %
Expected increase in salaries	3,5 %	3,5 %
Expected increase in pensions	1,8 %	0,0 %
Expected increase in the base amount (G-amount)	3,3 %	3,3 %
Expected return on pension plan assets	3,1 %	3,0 %
	31.05.24	31.05.23
Accrued post-employment benefit obligations	2 293	2 170
Plan assets (market value)	2 199	1 795
Net post-employment benefit obligations	94	374

Note 7 Combined items

	01.06.23 - 31.05.24	01.06.22 - 31.05.23
Financial income TNOK		
Other interest income	48 172	172
Net currency gain	684	-
Net financial income	48 856	172

	01.06.23 - 31.05.24	01.06.22 - 31.05.23
Financial expenses TNOK		
Net currency losses	-	184
Other interest expenses	38 374	13 244
Net financial expenses	38 374	13 428

Note 8 Income tax expense

	TNOK 01.06.23 - 31.05.24	TNOK 01.06.22 - 31.05.23
Specification of income tax expense:		
Payable tax	-	-
Change in deferred tax	2 307	523
Income tax cost	2 307	523

Specification of taxes payable:

Profit/loss before taxation	10 211	2 369
Permanent differences	276	10
Changes in temporary differences	6 582	-39 051
Interest limited from deduction	-489	13 072
Allocation of loss to be brought forward	-16 580	23 600
Basis for payable tax calculation	-	-
Payable tax on this year's result	-	-
Other items	-	-
Payable tax in the balance	-	-



DocuSign Envelope ID: CAF6826-A4E8-4E55-8DFB-CA83AA218431

Reconciliation from nominal to real income tax rate:

	01.06.23 - 31.05.24	01.06.22 - 31.05.23
Profit/(loss) before taxation	10 211	2 369
Estimated income tax according to nominal tax rate (22 %)	2 247	521
Permanent differences	61	2
Changes in temporary differences not recorded	-	-
Other items	-	-
Income tax expense	2 307	523
Effective income tax rate	23 %	22 %

Specification of the tax effect of temporary differences and losses carried forward:

TNOK	31.05.24		31.05.23	
	Benefit	Liability	Benefit	Liability
Fixed assets	540	-	1 395	-
Inventories	-	165 759	-	168 625
Gains and losses account	-	14 681	-	18 351
Interest limited from deduction	12 583	-	13 072	-
Other temporary differences	901	-	-	-
Losses carried forward	86 839	-	103 420	-
Total	100 863	180 440	117 886	186 976
Temporary differences not recorded as an asset	-	-	-	-
Net deferred benefit/liability in the balance sheet	-	17 506	-	15 200

Note 9 Property, plant and equipment

TNOK	Land and Buildings	Plant and machinery	Fittings and fixtures	Construction in progress	Total
Cost at 1 June 2023	61 387	123 561	32 865	16 516	234 330
Additions, purchased	-	2 863	114	15 153	18 130
Disposals	-	-	-98	-	-98
Reclassifications	-	14 159	-	-14 159	-
Cost at 31 May 2024	61 387	140 583	32 881	17 510	252 362
Acc. depreciation at 1 June 2023	47 676	92 383	15 793	-	155 852
Depreciation on sold assets	-	-	-	-	-
Depreciation accounting year 2024	1 404	7 750	1 792	-	10 946
Accumulated depreciation and impairment at 31 May 2024	49 081	100 133	17 585	-	166 798
Balance at 31 May 2024	12 307	40 450	15 297	17 510	85 564
Useful life	20 years	3 - 15 years	3 - 15 years		
Depreciation method	straight-line	straight-line	straight-line		

Note 10 Investments in shares

TNOK Company	Booked value	Ownership share
Blue Planet AS	100	5 %
Adriana Resources Inc.	3	0 %
Total	103	



DocuSign Envelope ID: CAF6826-A4E8-4E55-8DFB-CA83AA218431

Note 11 Inventories

<i>TNOK</i>	31.05.24	31.05.23
Raw materials	4 745	3 185
Work in progress (Fish in Sea)	165 759	168 625
Total	170 504	171 810

Note 12 Receivables; amounts due after more than one year

<i>TNOK</i>	31.05.24	31.05.23
Other long-term receivables	779 460	-

Ewos Innovation AS has a long-term project with an R&D partner, where the project is to be completed in the next financial year. The long-term receivable has been continuously built up over the project's duration, and the plan is to settle the balance after the project is ended.

The repayment plan for the receivable is currently up for discussions and is expected to be finalized within the next financial year. The R&D partner has issued a letter of intent that confirms the acknowledgment of the debt, that it is interest-bearing with a rate of 7% and confirms that a debt repayment plan is to be agreed upon during FY25. The interests of 7% has been recognized continuously throughout the financial year. The total interest income recognized in FY24 is 48 172 TNOK.

Note 13 Related parties balances

<i>TNOK</i>	31.05.24	31.05.23
Accounts receivables	3 829	36 244
Other receivables	-	1 743
Accounts payables	30 861	1 098
Other liabilities	956 113	583 878

No long-term debt as of 31.05.2024

Note 14 Share capital and shareholder information

The share capital in EWOS Innovation at 31 May 2024 consists of NOK 23.362.500 (only one class of shares).

	Number	Nominal amount	Carrying value
Shares	233 625	100	23 362 500
Total	233 625		23 362 500

Ownership structure as of 31 May 2024

	Shares	Ownership share	Voting share
<i>EWOS AS</i>	233 625	100 %	100 %
Total number of shares	233 625	100 %	100 %

EWOS Innovation AS and EWOS AS are part of Cargill Norway Holding AS. Cargill Norway Holding AS headquarter is located in Bergen, Norway, at Thormøhlens gate 51, 5006 Bergen, Norway.

The group, being a fully owned subsidiary of a group outside Norway, are no longer required to supply their group statements in accordance with the Norwegian Accounting Act. Consolidated financial statement for Cargill Inc may be obtained upon request.



DocuSign Envelope ID: CAF6826-A4E8-4E55-8DFB-CA83AA218431

Note 15 Changes in Equity

<i>TNOK</i>	Share Capital	Total paid in Capital	Retained Earnings	Total Equity
Equity 01.06.2023	23 363	43 640	14 669	81 672
Profit/loss for the financial year	-	-	7 904	7 904
Equity 31.05.2024	23 363	43 640	22 573	89 575

Note 16 Other non-current liabilities

At year end 31.05.2024 EWOS Innovation AS does not have any debt maturing later than 5 years.

Note 17 Bank deposits

Ewos Innovation AS is part of a cash pool arrangement with Ewos AS. Balance per 31.05.24 is TNOK 956 113 in debt, classified as other current liabilities.

The company does not have any restricted funds. Provided bank guarantees for tax withholdings are TNOK 3 600.

Note 18 R&D Licenses

EI AS is granted renewal of 1 R&D license, located in Vestland County and is granted for 7 years (Sep 2027)

EI AS has 2 R&D license located in Rogaland, granted for remaining 7 years (Sep 2027)

Feb 2020 - EI AS is granted 4 R&D license by the Directorate of Fisheries. These licenses are granted for 4 years, starting from 2020 and are project based. Located in Møre og Romsdal County.

Note 19 Subsequent events

Legal case:

The company has together with another company; Rogaland Fjordbruk AS, been sued by a small mussels farmer named Lysefjorden Skjell og Kråkebolle AS. The plaintiff claims that the companies has caused mortality on their blue mussels crop due to contamination from copper content in our nets.

The demand from the plaintiff for damages is estimated from 20 MNOK to 50 MNOK. The defendants disputes the claim as unfounded and that it is not likely that the plaintiff will succeed with their claim. The company has therefore not made an accounting provision for a possible loss as it assess the probability to lose as low.

The litigation was executed December 2-5, 2024 in Stavanger District court. The evaluation after the hearing strengthens that the claim are unfounded and there were no technical evidene toward the defendants. The verdict is expected mid Dec or primary Jan 2025.



Skattedirektoratet

Saksbehandler Rune Tystad	Deres dato 22.04.2015	Vår dato 12.05.2015
Telefon 977 59 464	Deres referanse Richard Treu	Vår referanse 2015/414033

EWOS INNOVATION AS
Postboks 153
6901 FLORØ

Tillatelse til å utarbeide årsregnskap og årsberetning på engelsk for EWOS Innovation AS, org.nr. 911 501 252

— Vi viser til deres brev av 22. april 2015 hvor dere søker om dispensasjon fra kravet til å utarbeide årsregnskap og årsberetning på norsk språk for EWOS Innovation AS.

Skattedirektoratet gir på bakgrunn av en konkret helhetsvurdering EWOS Innovation AS tillatelse til å utarbeide årsregnskap og årsberetning på engelsk språk, jf. regnskapsloven § 3-4 tredje ledd. Dispensasjonen forutsetter at opplysningene som vedtaket baserer seg på ikke endres vesentlig.

Kopi av dette brevet må sendes Regnskapsregisteret i Brønnøysund sammen med årsregnskapet. Det påligger den regnskapspliktige å dokumentere ved dette brev at tillatelsen er gitt.

Bakgrunn

EWOS Innovation er et datterselskap av EWOS Group AS. Ultimate eiere ved avleggelse av regnskapet for 2014 er to utenlandske investeringsfond, Altor Fund III og Bain Capital Europe, med 50 % eierandel hver. All kommunikasjon med eiere foregår på engelsk, og all rapportering til eiere og finansinstitusjoner er på engelsk. Selskapet har også utenlandsk styremedlem slik at forretningspråket er engelsk. Selskapet opererer i en internasjonal bransje hvor all kommunikasjon foregår på engelsk. Arbeidsspråket i selskapet og gruppen er i all hovedsak engelsk. Virksomhetens kunder, leverandører og øvrige forretningsforbindelser er lokalisert over hele verden. Selskapet vurderer at øvrige brukere av regnskapsinformasjon ikke blir vesentlig negativt berørt dersom selskapet får dispensasjon. Selskapene har ikke avdekket særskilte interessegrupper eller enkeltindivid utover øvrige som er vurdert over, som har særskilt interesser av regnskapsinformasjonen, og som ikke klarer å tilegne seg regnskapsopplysninger eller som får vesentlig forringet verdi dersom det gis dispensasjon til å utarbeide årsregnskap og årsberetning på engelsk.

Skattedirektoratets vurdering

Etter regnskapsloven § 3-4 tredje ledd skal *”årsregnskapet og årsberetningen ... være på norsk. Departementet kan ved ... enkeltvedtak bestemme at årsregnskapet og/eller årsberetningen kan være på et annet språk.”*

I Ot. prp. nr. 42 (1997-1998) Om lov om årsregnskap m.v., er det uttalt følgende om regnskapslovens formål, jf. pkt. 1.1:

Postadresse Postboks 9200 Grønland 0134 Oslo	Besøksadresse: Se www.skatteetaten.no Org.nr: 996250318 E-post: skatteetaten.no/sendepost	Sentralbord 800 80 000 Telefaks 22 17 08 60
--	--	--



Regjeringen har som siktemål at regnskapsloven skal bidra til informative regnskaper for ulike grupper av regnskapsbrukere. Regnskapsbrukerne er dels investorer og kreditorer som tilfører kapital til foretakene, og dels andre grupper som har interesse av å vite hvordan foretaket drives, f.eks. de ansatte og lokalsamfunnet. Informasjonen til kapitalmarkedet skal gi grunnlag for riktig prising av finansielle objekter. Riktig prisdømmelse på aksjer er en forutsetning for at ressursbruken i samfunnsøkonomien skal bli best mulig. Gode regnskaper vil også gjøre det vanskeligere for markedsdeltakere å ta ut spekulasjonsgevinster med basis i skjevt fordelt informasjon.

Det fremgår således at et av hovedformålene med regnskapsloven er å bidra til “*informative regnskaper for ulike grupper av regnskapsbrukere*”. Regnskapsbrukere vil omfatte, jf. uttalelsen i proposisjonen, blant andre investorer, kreditorer, ansatte og lokalsamfunnet.

Det er etter Skattedirektoratets vurdering derfor avgjørende ved vurdering av om dispensasjon fra kravet til å utarbeide årsregnskap og/eller årsberetning på norsk kan gis, at det ikke foreligger mulige brukere av regnskapsinformasjon som blir vesentlig berørt negativt ved en eventuell dispensasjon.

Som nevnt ovenfor er det særlig hensynet til brukerne av regnskapsinformasjon som skal vurderes ved en dispensasjonssøknad. I denne vurderingen har Skattedirektoratet lagt vekt på at eierkretsen er begrenset. Videre er det vektlagt at selskapet opererer i en internasjonal bransje hvor all kommunikasjon foregår på engelsk og at arbeidsspråket i virksomheten i all hovedsak er engelsk.

Vennligst oppgi vår referanse ved henvendelser i saken.

Med hilsen

Torstein Kinden Helleland
seniorrådgiver
Rettsavdelingen, foretaksskatt
Skattedirektoratet

Rune Tystad

Dokumentet er elektronisk godkjent og har derfor ikke håndskrevne signaturer