



ÅRSREGNSKAPET FOR REGNSKAPSÅRET 2021 - GENERELL INFORMASJON

Enheten

Organisasjonsnummer: 926 807 617
Organisasjonsform: Aksjeselskap
Foretaksnavn: SI OSL 06 AS
Forretningsadresse: c/o SI NOR Holding 1 AS
Ulvenveien 82E
0581 OSLO

Regnskapsår

Årsregnskapets periode: 01.01.2021 - 31.12.2021

Konsern

Morselskap i konsern: Nei

Regnskapsregler

Regler for små foretak benyttet: Ja
Benyttet ved utarbeidelsen av årsregnskapet til selskapet: Forenklet IFRS

Årsregnskapet fastsatt av kompetent organ

Bekreftet av representant for selskapet: Åge Hellem
Dato for fastsettelse av årsregnskapet: 17.06.2022

Grunnlag for avgivelse

År 2021: Årsregnskapet er elektronisk innlevert
År 2020: Tall er hentet fra elektronisk innlevert årsregnskap fra 2021

Det er ikke krav til at årsregnskapet m.v. som sendes til Regnskapsregisteret er undertegnet. Kontrollen på at dette er utført ligger hos revisor/enhetens øverste organ. Sikkerheten ivaretas ved at innsender har rolle/rettighet for innsending av årsregnskapet via Altinn, og ved at det bekreftes at årsregnskapet er fastsatt av kompetent organ.

Brønnøysundregistrene, 11.05.2023



Resultatregnskap

Beløp i: NOK	Note	2021	2020
RESULTATREGNSKAP			
Kostnader			
Other expenses	7	96 000	
Sum kostnader		96 000	
Driftsresultat		-96 000	
Finansinntekter og finanskostnader			
Renteinntekt fra foretak i samme konsern	8	58 000	
Annen renteinntekt		1 000	
Sum finansinntekter		59 000	
Netto finans		59 000	
Ordinært resultat før skattekostnad		-37 000	0
Taxes	5	-8 000	
Ordinært resultat etter skattekostnad		-28 000	0
Årsresultat		-28 000	0
Årsresultat etter minoritetsinteresser		-28 000	
Totalresultat		-28 000	
Overføringer og disponeringer			
Allocated to uncovered loss/other equity		-28 000	
Sum overføringer og disponeringer		-28 000	



Balanse

Beløp i: NOK	Note	2021	2020
BALANSE - EIENDELER			
Anleggsmidler			
Immaterielle eiendeler			
Utsatt skattefordel	5	8 000	
Sum immaterielle eiendeler		8 000	
Varige driftsmidler			
Buildings and land	3	57 674 000	
Sum varige driftsmidler		57 674 000	
Finansielle anleggsmidler			
Lån til foretak i samme konsern	6, 8	58 000	
Sum finansielle anleggsmidler		58 000	
Sum anleggsmidler		57 740 000	0
Omløpsmidler			
Varer			
Fordringer			
Konsernfordringer	6, 8	2 500 000	
Krav på innbetaling av selskapskapital			30 000
Sum fordringer		2 500 000	30 000
Bankinnskudd, kontanter og lignende			
Cash and cash equivalents	4	1 058 000	
Sum bankinnskudd, kontanter og lignende		1 058 000	
Sum omløpsmidler		3 558 000	30 000
SUM EIENDELER		61 298 000	30 000

BALANSE - EGENKAPITAL OG GJELD

Egenkapital



Balanse

Beløp i: NOK	Note	2021	2020
Innskutt egenkapital			
Share capital		30 000	30 000
Sum innskutt egenkapital		30 000	30 000
Opptjent egenkapital			
Other equity		-34 000	
Sum opptjent egenkapital		-34 000	
Sum egenkapital		-4 000	30 000
Gjeld			
Langsiktig gjeld			
Annen langsiktig gjeld			
Langsiktig konserngjeld	6, 8	40 000 000	
Sum annen langsiktig gjeld		40 000 000	
Sum langsiktig gjeld		40 000 000	0
Kortsiktig gjeld			
Leverandørgjeld		42 000	
Kortsiktig konserngjeld	6, 8	21 169 000	
Other current liabilities		91 000	
Sum kortsiktig gjeld		21 302 000	
Sum gjeld		61 302 000	0
SUM EGENKAPITAL OG GJELD		61 298 000	30 000



Brønnøysundregistrene

ÅRSREGNSKAP FOR REGNSKAPSÅRET 2021 - GENERELL INFORMASJON

Journalnummer: 2022 767342

Enheten

Organisasjonsnummer: 926 807 617
Organisasjonsform: Aksjeselskap
Foretaksnavn: SI OSL 06 AS
Forretningsadresse: c/o SI NOR Holding 1 AS
Ulvenveien 82E
0581 OSLO

Regnskapsår

Årsregnskapets periode: 01.01.2021 - 31.12.2021

Konsern

Morselskap i konsern: Nei

Regnskapsregler

Regler for små foretak benyttet: Ja
Benyttet ved utarbeidelsen av
årsregnskapet til selskapet: Forenklet IFRS

Årsregnskapet fastsatt av kompetent organ

Bekreftet av representant for selskapet: Åge Hellem
Dato for fastsettelse av årsregnskapet: 17.06.2022

Revisjon

Ekstern autorisert regnskapsfører har i løpet av regnskapsåret bistått ved den løpende regnskapsføringen eller utført andre tjenester for selskapet enn å utarbeide årsregnskapet: Ja

Grunnlag for avgivelse

År 2021: Årsregnskap er elektronisk innlevert.
År 2020: Tall er hentet fra elektronisk innlevert årsregnskap fra 2021.

Det er ikke krav til at årsregnskapet m.v. som sendes til Regnskapsregisteret er undertegnet. Kontrollen på at dette er utført ligger hos revisor/enhetens øverste organ. Sikkerheten ivaretas ved at innsender har rolle/rettighet for innsending av årsregnskapet via Altinn, og ved at det bekreftes at årsregnskapet er fastsatt av kompetent organ.

Brønnøysundregistrene, 01.08.2022



Organisasjonsnr: 926 807 617
SI OSL 06 AS

RESULTATREGNSKAP

Beløp i: NOK	Note	2021	2020
RESULTATREGNSKAP			
Kostnader			
Other expenses	7	96 000	
Sum kostnader		96 000	
Driftsresultat		-96 000	
Finansinntekter og finanskostnader			
Renteinntekt fra foretak i samme konsern	8	58 000	
Annen renteinntekt		1 000	
Sum finansinntekter		59 000	
Netto finans		59 000	
Ordinært resultat før skattekostnad		-37 000	0
Taxes	5	-8 000	
Ordinært resultat etter skattekostnad		-28 000	0
Årsresultat		-28 000	0
Årsresultat etter minoritetsinteresser		-28 000	
Totalresultat		-28 000	
Overføringer og disponeringer			
Allocated to uncovered loss/other equity		-28 000	
Sum overføringer og disponeringer		-28 000	



Organisasjonsnr: 926 807 617
SI OSL 06 AS

BALANSE

<u>Beløp i: NOK</u>	<u>Note</u>	<u>2021</u>	<u>2020</u>
BALANSE - EIENDELER			
Anleggsmidler			
Immaterielle eiendeler			
Utsatt skattefordel	5	8 000	
Sum immaterielle eiendeler		8 000	
Varige driftsmidler			
Buildings and land	3	57 674 000	
Sum varige driftsmidler		57 674 000	
Finansielle anleggsmidler			
Lån til foretak i samme konsern	6, 8	58 000	
Sum finansielle anleggsmidler		58 000	
Sum anleggsmidler		57 740 000	0
Omløpsmidler			
Varer			
Fordringer			
Konsernfordringer	6, 8	2 500 000	
Krav på innbetaling av selskapskapital			30 000
Sum fordringer		2 500 000	30 000
Bankinnskudd, kontanter og lignende			
Cash and cash equivalents	4	1 058 000	
Sum bankinnskudd, kontanter og lignende		1 058 000	
Sum omløpsmidler		3 558 000	30 000
SUM EIENDELER		61 298 000	30 000
BALANSE - EGENKAPITAL OG GJELD			
Egenkapital			
Innskutt egenkapital			
Share capital		30 000	30 000
Sum innskutt egenkapital		30 000	30 000
Opptjent egenkapital			
Other equity		-34 000	
Sum opptjent egenkapital		-34 000	



Sum egenkapital		-4 000	30 000
Gjeld			
Langsiktig gjeld			
Annen langsiktig gjeld			
Langsiktig konserngjeld	6, 8	40 000 000	
Sum annen langsiktig gjeld		40 000 000	
Sum langsiktig gjeld		40 000 000	0
Kortsiktig gjeld			
Leverandørgjeld		42 000	
Kortsiktig konserngjeld	6, 8	21 169 000	
Other current liabilities		91 000	
Sum kortsiktig gjeld		21 302 000	
Sum gjeld		61 302 000	0
SUM EGENKAPITAL OG GJELD		61 298 000	30 000



Organisasjonsnr: 926 807 617
SI OSL 06 AS

NOTEOPPLYSNINGER - SELSKAP - alle poster oppgitt i hele tall

Note

Antall aksjer og aksjeeiere

Note


Antall årsverk i regnskapsåret

Virksomheten har hatt følgende antall årsverk:
0.00

Omløpsmidler Startdato Sluttdato Endring

Skattemessig fremf.undersk. Startdato Sluttdato Endring

Kortsiktig gjeld Startdato Sluttdato Endring



SI OSL 06 AS

Annual Report 2021




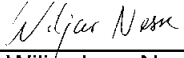


Profit and Loss Statement		
SI OSL 06 AS		
Operating income and operating expenses	Note	31.12.20-31.12.21
Amounts in NOK '000		
Other expenses	7	96
EBITDA		-96
Finance income from group companies	8	58
Other interest income		1
Finance- net		59
Profit / (loss) before taxes		-37
Taxes	5	-8
Ordinary profit / (loss)		-28
Statement of comprehensive income/(loss)		
Items that may be reclassified to profit or loss		0
Items that will not be reclassified to profit or loss		0
Total comprehensive income		-28
Brought forward		
Allocated to uncovered loss/other equity		-28
Total transfers and allocations		-28
SI OSL 06 AS		Page 1



Balance sheet			
SI OSL 06 AS			
Amounts in NOK '000			
Assets	Note	2021	2020
Intangible assets			
Deferred tax assets	5	<u>8</u>	<u>0</u>
Total intangible assets		8	0
Property, plant and equipment			
Buildings and land	3	<u>57 674</u>	<u>0</u>
Total property, plant and equipment		57 674	0
Non-current financial assets			
Loan to group companies	6, 8	<u>58</u>	<u>0</u>
Total non-current financial assets		58	0
Total non-current assets		57 740	0
Current assets			
Receivables from group companies	6, 8	2 500	0
Payments to be received from owners		0	30
Cash and cash equivalents	4	<u>1 058</u>	<u>0</u>
Total receivables		3 558	30
Total current assets		3 558	30
Total assets		61 298	30



Balance sheet			
SI OSL 06 AS			
Equity and liabilities	Note	2021	2020
Equity			
Paid-in capital			
Share capital		30	30
Total paid-up equity		30	30
Retained earnings			
Other equity		-34	0
Total retained earnings		-34	0
Total equity		-4	30
Liabilities			
Other non-current liabilities			
Shareholder loan	6, 8	40 000	0
Total non-current liabilities		40 000	0
Current liabilities			
Trade payables		42	0
Liabilities to group companies	6, 8	21 169	0
Other current liabilities		91	0
Total current liabilities		21 302	0
Total liabilities		61 302	0
Total equity and liabilities		61 298	30
Oslo, 17.06.2022 The board of SI OSL 06 AS			
 Robert Emile Hartog Chairman of the Board		 Wiljar Inge Nesse Member of the Board/CEO	
SI OSL 06 AS		Page 3	



Statement of changes in equity

Amounts in NOK '000.

	Share capital	Share premium reserve	Retained earnings	Total equity
Balance at 1 January 2021	30	0	0	30
Profit/(loss) for the period	0	0	-28	-28
Incorporation costs	0	-6	0	-6
Total comprehensive income for the period	0	-6	-28	-34
Transactions with owners in their capacity as owners:				
Dividends paid	0	0	0	0
Balance at 31 December 2021	30	-6	-28	-4
Balance at 1 January 2020	0	0	0	0
Incorporation 31 December 2020	30	0	0	30
Profit/(loss) for the period	0	0	0	0
Other comprehensive income	0	0	0	0
Total comprehensive income for the period	30	0	0	30
Transactions with owners in their capacity as owners:				
Dividends paid	0	0	0	0
Balance at 31 December 2020	30	0	0	30

The share capital amounts to NOK 30.000 split between a total of 30.000 shares. Notwithstanding that the Company's equity is in a negative position (TNOK 4), the Board confirms that there are sufficient funds available to the Company to operate as a going concern.

The Board have evaluated the Company's value adjusted equity. The parent company was bought by affiliates of Infrastructure Nordics 1, S.a.r.L. in 2021. In that transaction the company's equity is valued significantly higher than the booked equity and understates that the company's value adjusted equity is positive.



Statement of cash flow

Amounts in NOK '000.	Note	2021	2020
Cash flows from operating activities			
Profit before income tax		- 37	0
Adjusted for:			
Depreciation and amortisation		0	0
Financial activities		- 59	0
Changes in inventories		0	0
Change in trade and other receivables		- 2 500	- 30
Change in trade and other payables		11 603	0
Net cash from operating activities		9 008	- 30
Cash flows from investing activities			
Purchase of property, plant and equipment		- 47 951	0
Issue of loan to related party	8	- 58	0
Interest received		59	0
Net cash from investing activities		- 47 950	0
Cash flows from financing activities			
Net issue/repayment of loan from related party	8	40 000	0
Payment of share capital		0	30
Net cash from financing activities		40 000	30
Net change in cash and cash equivalents		1 058	0
Carried forward cash and cash equivalents		0	0
Cash and cash equivalents on closing date	4	1 058	0
Of which restricted cash and cash equivalents	4	0	0



Notes to the Financial Statement

Note 1 General information

SI OSL 06 AS ("the Company") is a Norwegian private limited liability company incorporated on 31 December 2020 and regulated by the Norwegian Private Limited Liability Companies Act and supplementing Norwegian laws and regulations. The Company is registered in the Norwegian Companies Registry with company registration number 926 807 617, its registered address is Ulvenveien 82E, 0581 Oslo. The Company acquired land in 2021 in Ringerike. Going forward, the Company plans to design, build and operate sustainable and secure data centres.

The company accounts have been prepared in accordance with the Accounting Act § 3-9 and Regulations on simplified application of international accounting standards laid down by the Ministry of Finance on 10 December 2019. This mainly means that recognition and measurement follow international accounting standards (IFRS) and presentation and note information are in accordance with Norwegian accounting law and good accounting practice.

The financial statements of SI OSL 06 AS for the year ended 31 December 2021 were authorised for issue by the Board of Directors on 17 June 2022. The financial statements will be approved by the shareholders meeting on 17 June 2022. The financial statements are presented in thousand Norwegian Kroner (NOK).

The financial statements have been prepared on a going concern basis.



Notes to the Financial Statement

Note 2 Summary of significant accounting principles

Revenue recognition

The Company acquired land in 2021 at Land no.87, title no.7, Ringerike. Going forward, the Company plans to design, build and operate sustainable and secure data centres. For 2021, there were no revenues reported.

Segment reporting

The Company is not yet operational, and thus the Company has not yet defined any operating segments.

Classification and valuation of balance sheet items

Assets intended for long-term ownership or use have been classified as fixed assets. Assets relating to the trading cycle have been classified as current assets. Receivables are classified as current assets if they are recoverable within one year after the transaction date. Similar criteria apply to liabilities.

Current assets are valued at the lower of purchase cost and net realisable value. Short term liabilities are reflected in the balance sheet at nominal value on the establishment date.

Tangible assets

Tangible assets are reflected in the balance sheet and depreciated to residual value over the asset's expected useful life on a straight-line basis. If changes in the depreciation plan occur the effect is distributed over the remaining depreciation period. Direct maintenance of an asset is expensed under operating expenses as and when it is incurred. Additions or improvements are added to the asset's cost price and depreciated together with the asset. The split between maintenance and additions/improvements is calculated in proportion to the asset's condition at the acquisition date.

Depreciation is calculated using the straight-line method to allocate their cost or revalued amounts, net of their residual values, over their estimated useful lives. Depreciation time and asset composition are following the same evaluations as for the group, in accordance with paragraph 3-2 in the Regulations on simplified application of international accounting standards.

The gain or loss arising on the disposal or retirement of an item of property, plant and equipment is determined as the difference between the sales proceeds and the carrying amount of the asset and is recognised in the income statement for the period.

Debtors

Trade debtors and other debtors are reflected in the balance sheet at nominal value less provisions for doubtful debts. Provisions for doubtful debts are calculated on the basis of individual assessments. In addition, for the remainder of accounts receivables outstanding balances, a general provision is carried out based on expected loss.

Cash and cash equivalents

In the statement of cash flows, cash and cash equivalents includes cash in hand and deposits held at call with banks.

Foreign currencies

Monetary items in foreign currencies are translated at the exchange rate on the balance sheet date.

Tax

The tax charge in the income statement includes both payable taxes for the period and changes in deferred tax. Deferred tax is calculated at 22% on the basis of the temporary differences which exist between accounting and tax values, and any carry forward losses for tax purposes at the year-end. Tax enhancing or tax reducing temporary differences, which are reversed or may be reversed in the same period, have been eliminated. Deferred tax and tax benefits which may be shown in the balance sheet are presented on a net basis. The Company capitalises the deferred tax asset.



Property, plant and equipment

Fixed assets are reflected in the balance sheet, initially measured at cost, and depreciated to residual value over the asset's expected useful life on a straight-line basis. If changes in the depreciation plan occur the effect is distributed over the remaining depreciation period. Direct maintenance of an asset is expensed under operating expenses as and when it is incurred. Additions or improvements are added to the asset's cost price and depreciated together with the asset. The split between maintenance and additions/improvements is calculated in proportion to the asset's condition at the acquisition date. Depreciation is calculated using the straight-line method to allocate their cost or revalued amounts, net of their residual values, over their estimated useful lives or, in the case of leasehold improvements and certain leased plant and equipment, the shorter lease term.

The gain or loss arising on the disposal or retirement of an item of property, plant and equipment is determined as the difference between the sales proceeds and the carrying amount of the asset and is recognised in the income statement for the period.

Cash Flow Statement

The Cash Flow Statement is prepared using the indirect method. Cash available includes petty cash, deposits on bank accounts and other short term placements which can be transformed to cash within a short time.

Financial risk management

(i) Credit risk

Credit risk arises from cash and cash equivalents and deposits with banks, as well as credit exposures to loans to related parties, including outstanding receivables and committed transactions. Management assesses the credit quality of the related parties, taking into account its financial position, past experience and other factors. Credit risk related to bank insolvency is closely monitored.

(ii) Financial instruments

Regular purchases and sales of financial assets are recognised on the transaction date and financial liabilities are recognised at the settlement date. On initial recognition of a financial asset or liability, it is measured at fair value plus transaction costs for all financial assets not carried at fair value through profit or loss.

Financial assets are derecognised when the contractual rights to cash flows from the financial asset expire or when the group transfers the financial asset in a transaction where all or virtually all risk and opportunities for profit related to ownership of the asset are transferred. Financial liabilities are derecognised from the balance sheet when they have ceased to apply – in other words, when the obligation specified in the contract is fulfilled, cancelled or expired.

The group classifies financial instruments in the categories at fair value through profit and loss and at amortised cost. The classification depends on the purpose the instrument, and the group assesses the classification of financial instruments on their acquisition.

(iii) Liquidity risk

The Group's finance department monitors rolling forecasts of the Group's liquidity requirements to ensure it has sufficient cash to meet operational needs, while maintaining sufficient headroom at all times so that the Group does not breach borrowing limits or covenants (where applicable) on any of its borrowing facilities.

Amounts in NOK '000.	Shareholder loan (interest free)	Loans from related party
< 1 year	0	21 169
1 - 3 years	0	0
3 - 5 years	0	0
> 5 years	40 000	0
Expected cash flow as at 31 December 2021	40 000	21 169
Book value as at 31 December 2021	40 000	21 169



Note 3 - Property, plant and equipment

Amounts in NOK '000.	Land	Assets under construction	Total
As at 1 January 2021			
Accumulated cost	0	0	0
Accumulated depreciation	0	0	0
Net book value	0	0	0
Year ended 31 December 2021			
Opening net book value	0	0	0
Additions	36 270	21 404	57 674
Depreciation charge	0	0	0
Closing net book value	36 270	21 404	57 674
As at 31 December 2021			
Accumulated cost	36 270	21 404	57 674
Accumulated depreciation	0	0	0
Net book value	36 270	21 404	57 674
Depreciation plan	None	None	
Expected useful life			

Note 4 - Bank deposits

Bank deposits	2021	2020
Short term cash equivalents	1 058	0
Restricted cash/employee tax deductions	0	0
Total bank deposits	1 058	0

Note 5 - Income tax

	2021	2020
Tax payable	0	0
Change in deferred tax	- 8	0
Income tax expense	- 8	0
Basis for tax payable		
Profit before income tax	- 37	0
Change in temporary differences	0	0
Change in tax losses carry forward	37	0
Basis for tax payable	0	0
Tax rate for calculation of tax payable	22 %	22 %
Calculated tax payable	0	0

Temporary differences

Non-current assets	0	0
Total temporary differences	0	0

Tax loss carry forward	- 37	0
Basis for deferred tax asset in the balance sheet	- 37	0
Tax rate for calculation of deferred tax / deferred tax asset	22 %	22 %
Calculated deferred tax / deferred tax asset (-)	- 8	0
Recognised deferred tax / deferred tax asset (-)	- 8	0

Net deferred tax positions

Non-current assets	0	0
Tax loss carry forward	- 8	0
Net at 31 December	- 8	0

Calculation of effective tax rate

Profit before income tax	- 37	0
Tax calculated using nominal tax rate	- 8	0
Income tax expense	- 8	0
Effective tax rate	22,0 %	0,0 %

Deferred tax is recognised on differences between the carrying amounts of assets and liabilities in the financial statements and the corresponding tax base used in the calculation of taxable profit. Deferred tax liabilities are generally recognised for all taxable temporary differences and deferred tax assets are recognised to the extent that it is probable that taxable profits will be available against which deductible temporary differences can be utilised.

Deferred tax assets are recognised to the extent that it is probable that taxable profit will be available. The Company has recorded a deferred tax asset in the balance sheet amounting to TNOK 8. This decision was made on the basis of the Company's business plan, which forecasts a profitable position over the coming years, based on existing customer contracts. Thus, the Company considers it probable that taxable profits will be available to utilise the deferred tax asset.



Note 6 - Financial instruments

At 31 December 2021	Amortised cost	Fair value through profit or loss	Other items	Total
Assets				
Other receivables (non interest bearing)	2 558	0	0	2 558
Cash and cash equivalents	1 058	0	0	1 058
Total financial assets	3 616	0	0	3 616

At 31 December 2021	Amortised cost	Fair value through profit or loss	Other items	Total
Liabilities				
Shareholder loan (non interest bearing)	40 000	0	0	40 000
Trade payables and other current liabilities (non interest bearing)	42	0	0	42
Other current liabilities (non interest bearing)	0	0	21 260	21 260
Total financial liabilities	40 042	0	21 260	61 302

Note 7 - Payroll expenses, number of employees, remunerations, loans to employees, etc.

The company had no employees in 2021, and has therefore not established pension arrangements.

Neither the CEO, nor the chairman of the board or any other individual related parties have received loans during 2021.

Auditor remuneration (all amounts are excluding VAT)	2021	2020
Statutory audit	54	0
Other assurance services	0	0
Total auditor remuneration (excluding VAT)	54	0

Note 8 - Related party disclosure

The Company is controlled by Infrastructure Nordics 1, S.a.r.L.

The Annual Report of SI OSL 06 AS is consolidated in Infrastructure Nordics 1, S.a.r.L.
Request for Consolidated Financial Statement can be directed to SI OSL 01 AS, Ulvenveien 82E, 0581 Oslo, Norway.

The following transactions were carried out with related parties:

Other long term receivables	2021	2020
Infrastructure Nordics 2, S.a.r.L.	58	0
Other short term receivables	2021	2020
SINOR Holding 1 AS	2 500	0
Other long term liabilities (Shareholder loan)	2021	2020
Infrastructure I Norway AS	40 000	0
Other short term liabilities	2021	2020
SINOR Holding 1 AS	21 169	0

Other long term receivables to Infrastructure Nordics 2, S.a.r.L. relates to guarantee income as SI OSL 06 AS is a guarantor for a parts of the external financing. The Company is indirectly financed by this external debt through its net outstanding on the cash pool accounts. The receivable from guarantee income is not interest bearing and will be settled once a year until the external loan is fully repaid in 2026.

Other long term liabilities to Infrastructure I Norway AS is a non-interest bearing shareholder loan.

Note 9 - Events after balance sheet date

On 1 March 2022, the Group's sponsor, IPI Partners, LLC, decided to rename the DigiPlex Group to STACK EMEA – Nordics. The renaming will not affect the structure in the Group or have any operating impact. DigiPlex Buskerud AS is renamed to SI OSL 06 AS.



Skatteetaten

Vår dato
20.07.2022

Din/Deres dato
29.06.2022

Saksbehandler
Vibeke Horne

800 80 000
Skatteetaten.no

Din/Deres referanse
AR496268732

Telefon
90518192

Org.nr
974761076

Vår referanse
2022/5629403

Postadresse
Postboks 9200 Grønland
0134 OSLO

SI OSL 06 AS
c/o SI NOR Holding 1 AS, Ulvenveien 82E
0581 OSLO

Att. Åge Hellem

Tillatelse til å utarbeide årsregnskap og årsberetning på engelsk for SI OSL 06 AS, org.nr. 926 807 617

Vi viser til deres brev av 29. juni 2022 der det søkes om dispensasjon fra kravet til å utarbeide årsregnskap og årsberetning på norsk for SI OSL 06 AS.

Skattekontoret gir på bakgrunn av en konkret helhetsvurdering SI OSL 06 AS dispensasjon fra kravet til å utarbeide årsregnskap og årsberetning på norsk, jf. regnskapsloven § 3-4 tredje ledd. Dispensasjonen gjelder så lenge opplysningene som danner grunnlaget for vedtaket ikke endres vesentlig.

Kopi av dette brevet må sendes til Regnskapsregisteret i Brønnøysund sammen med årsregnskapet. Den regnskapspliktige må selv dokumentere ved dette brev at tillatelse er gitt.

Bakgrunn

SI OSL 06 AS er eid av et norsk selskap som er eid av et utenlandsk selskap. Selskapet er en del av STACK Nordics-gruppen, og har som formål å utvikle, utbygge og operere datasenter for internasjonale selskaper i et internasjonalt marked. Selskapet har engelsk som arbeidsspråk. Styrets leder er utenlandsk.

Skattekontorets vurdering

Etter regnskapsloven § 3-4 tredje ledd skal "årsregnskapet og årsberetningen [...] være på norsk. Departementet kan ved [...] enkeltvedtak bestemme at årsregnskapet og/eller årsberetningen kan være på et annet språk."

I Ot. prp. nr. 42 (1997-1998) Om lov om årsregnskap mv., er det uttalt følgende om regnskapslovens formål, jf. pkt. 1.1:

"Regjeringen har som siktemål at regnskapsloven skal bidra til informative regnskaper for ulike grupper av regnskapsbrukere. Regnskapsbrukerne er dels investorer og kreditorer som tilfører kapital til foretakene, og dels andre grupper som har interesse av å vite hvordan foretaket drives, f.eks. de ansatte og lokalsamfunnet. Informasjonen til kapitalmarkedet skal gi grunnlag for riktig prising av finansielle objekter. Riktig prisdannelse på aksjer er en forutsetning for at ressursbruken i samfunnsøkonomien skal bli best mulig. Gode regnskaper vil også gjøre det vanskeligere for markedsdeltakere å ta ut spekulasjonsgevinster med basis i skjevt fordelt informasjon."



Det fremgår således at et av hovedformålene med regnskapsloven er å bidra til "informativ regnskaper for ulike grupper av regnskapsbrukere". Regnskapsbrukere vil omfatte, jf. uttalelsen i proposisjonen, blant andre investorer, kreditorer, ansatte og lokalsamfunnet.

Det er etter skattekontorets vurdering derfor avgjørende ved vurdering av om dispensasjon fra kravet til å utarbeide årsregnskap og/eller årsberetning på norsk kan gis, at det ikke foreligger mulige brukere av regnskapsinformasjon som blir vesentlig berørt negativt ved en eventuell dispensasjon.

Det er særlig hensynet til brukerne av regnskapsinformasjon som skal vurderes ved en dispensasjonssøknad. I denne vurderingen har skattekontoret lagt særlig vekt på at selskapet er eid av et norsk selskap som er eid av et utenlandsk selskap og er en del av et internasjonalt konsern. Videre er det vektlagt at selskapet driver virksomhet i en bransje der alle sentrale aktører behersker og benytter engelsk.

Vennligst oppgi vår referanse ved henvendelse i saken.

Med hilsen

Vibeke Horne
rådgiver
Brukerdialog, brukerkontakt
Skatteetaten

Dokumentet er elektronisk godkjent og har derfor ikke håndskrevne signaturer.



To the General Meeting of SI OSL o6 AS

Independent Auditor's Report

Opinion

We have audited the financial statements of SI OSL o6 AS (the Company), which comprise the balance sheet as at 31 December 2021, the profit and loss statement, statement of changes in equity and statement of cash flows for the year then ended, and notes to the financial statements, including a summary of significant accounting policies.

In our opinion

- the financial statements comply with applicable statutory requirements, and
- the financial statements give a true and fair view of the financial position of the Company as at 31 December 2021, and its financial performance and its cash flows for the year then ended in accordance with simplified application of international accounting standards according to section 3-9 of the Norwegian Accounting Act.

Basis for Opinion

We conducted our audit in accordance with International Standards on Auditing (ISAs). Our responsibilities under those standards are further described in the *Auditor's Responsibilities for the Audit of the Financial Statements* section of our report. We are independent of the Company as required by laws and regulations and the International Ethics Standards Board for Accountants' International Code of Ethics for Professional Accountants (including International Independence Standards) (IESBA Code), and we have fulfilled our other ethical responsibilities in accordance with these requirements. We believe that the audit evidence we have obtained is sufficient and appropriate to provide a basis for our opinion.

Other Information

The Board of Directors and the Managing Director (management) are responsible for the information in the Board of Directors' report. The other information comprises information in the annual report, but does not include the financial statements and our auditor's report thereon. Our opinion on the financial statements does not cover the information in the Board of Directors' report.

In connection with our audit of the financial statements, our responsibility is to read the Board of Directors' report. The purpose is to consider if there is material inconsistency between the Board of Directors' report and the financial statements or our knowledge obtained in the audit, or whether the Board of Directors' report otherwise appears to be materially misstated. We are required to report if there is a material misstatement in the Board of Directors' report. We have nothing to report in this regard.

PricewaterhouseCoopers AS, Dronning Eufemias gate 71, Postboks 748 Sentrum, NO-0106 Oslo
T: 02316, org. no.: 987 009 713 MVA, www.pwc.no
Statsautoriserte revisorer, medlemmer av Den norske Revisorforening og autorisert regnskapsførerselskap



Independent Auditor's Report - SI OSL 06 AS



Based on our knowledge obtained in the audit, it is our opinion that the Board of Directors' report

- is consistent with the financial statements and
- contains the information required by applicable legal requirements.

Responsibilities of Management for the Financial Statements

Management is responsible for the preparation of financial statements that give a true and fair view in accordance with simplified application of International Accounting Standards according to the Norwegian Accounting Act section 3-9, and for such internal control as management determines is necessary to enable the preparation of financial statements that are free from material misstatement, whether due to fraud or error.

In preparing the financial statements, management is responsible for assessing the Company's ability to continue as a going concern, disclosing, as applicable, matters related to going concern and using the going concern basis of accounting unless management either intends to liquidate the Company or to cease operations, or has no realistic alternative but to do so.

Auditor's Responsibilities for the Audit of the Financial Statements

Our objectives are to obtain reasonable assurance about whether the financial statements as a whole are free from material misstatement, whether due to fraud or error, and to issue an auditor's report that includes our opinion. Reasonable assurance is a high level of assurance, but is not a guarantee that an audit conducted in accordance with ISAs will always detect a material misstatement when it exists. Misstatements can arise from fraud or error and are considered material if, individually or in aggregate, they could reasonably be expected to influence the economic decisions of users taken on the basis of these financial statements.

For further description of Auditor's Responsibilities for the Audit of the Financial Statements reference is made to <https://revisorforeningen.no/revisjonsberetninger>

Oslo, 17 June 2022
PricewaterhouseCoopers AS

Stig Lund
State Authorised Public Accountant

(This document is signed electronically)



 Securely signed with Brevio

Revisjonsberetning

Signers:

Name	Method	Date
Lund, Stig Arild	BANKID	2022-06-27 22:17

This document package contains:

- Closing page (this page)
- The original document(s)
- The electronic signatures. These are not visible in the document, but are electronically integrated.



This file is sealed with a digital signature.
The seal is a guarantee for the authenticity
of the document.