



ÅRSREGNSKAPET FOR REGNSKAPSÅRET 2024 - GENERELL INFORMASJON

Enheten

Organisasjonsnummer:	936 738 540
Organisasjonsform:	Aksjeselskap
Foretaksnavn:	NATIONAL OILWELL VARCO NORWAY AS
Forretningsadresse:	Dvergsnesbakken 25 4639 KRISTIANSAND S

Regnskapsår

Årsregnskapets periode:	01.01.2024 - 31.12.2024
-------------------------	-------------------------

Konsern

Mørselskap i konsern:	Ja
Konsernregnskap lagt ved:	Ja

Regnskapsregler

Regler for små foretak benyttet:	Nei
Benyttet ved utarbeidelsen av årsregnskapet til selskapet:	Regnskapslovens alminnelige regler
Benyttet ved utarbeidelsen av årsregnskapet til konsernet:	-

Årsregnskapet fastsatt av kompetent organ

Bekreftet av representant for selskapet:	knut kloster
Dato for fastsettelse av årsregnskapet:	02.06.2025

Grunnlag for avgivelse

År 2024: Årsregnskapet er elektronisk innlevert
År 2023: Tall er hentet fra elektronisk innlevert årsregnskap fra 2024

Det er ikke krav til at årsregnskapet m.v. som sendes til Regnskapsregisteret er undertegnet. Kontrollen på at dette er utført ligger hos revisor/enhetens øverste organ. Sikkerheten ivaretas ved at innsender har rolle/rettighet for innsending av årsregnskapet via Altinn, og ved at det bekreftes at årsregnskapet er fastsatt av kompetent organ.

Brønnøysundregistrene, 27.06.2025



Resultatregnskap

Beløp i: USD	Note	2024	2023
RESULTATREGNSKAP			
Inntekter			
Salgsinntekt	2,3,45	620 290 000	542 320 000
Sum inntekter		620 290 000	542 320 000
Kostnader			
Varekostnad	3	396 879 000	362 230 000
Lønnskostnad	5,20	130 290 000	129 468 000
Avskrivning på varige driftsmidler og immaterielle eiendeler	6	1 441 000	1 734 000
Nedskrivning av varige driftsmidler og immaterielle eiendeler	7	167 000	0
Annen driftskostnad	5,8	33 125 000	22 737 000
Sum kostnader		561 902 000	516 169 000
Driftsresultat		58 388 000	26 151 000
Finansinntekter og finanskostnader			
Annen finansinntekt	8,9,10	33 573 000	11 869 000
Sum finansinntekter		33 573 000	11 869 000
Annen finanskostnad	8,9,10	22 730 000	17 760 000
Sum finanskostnader		22 730 000	17 760 000
Netto finans		10 843 000	-5 891 000
Resultat før skattekostnad		69 231 000	20 260 000
Skattekostnad	11	10 388 000	19 349 000
Årsresultat		58 843 000	911 000
Overføringer og disponeringer			
Overføringer til/fra annen egenkapital		58 843 000	911 000
Sum overføringer og disponeringer		58 843 000	911 000



Balanse

Beløp i: USD	Note	2024	2023
BALANSE - EIENDELER			
Anleggsmidler			
Immaterielle eiendeler			
Konsesjoner, patenter, lisenser, varemerker og lignende rettigheter	7	833 000	
Sum immaterielle eiendeler		833 000	
Varige driftsmidler			
Tomter, bygninger og annen fast eiendom	6	17 134 000	17 889 000
Maskiner og anlegg	6	1 988 000	2 064 000
Driftsløsøre, inventar, verktøy, kontormaskiner og lignende	6	987 000	213 000
Sum varige driftsmidler		20 109 000	20 166 000
Finansielle anleggsmidler			
Investering i datterselskap	12	583 246 000	554 596 000
Lån til foretak i samme konsern	13,14	186 632 000	188 852 000
Andre fordringer		-1 123 000	363 000
Sum finansielle anleggsmidler		768 755 000	743 811 000
Sum anleggsmidler		789 697 000	763 977 000
Omløpsmidler			
Varer			
Varer	15	73 229 000	78 792 000
Sum varer		73 229 000	78 792 000
Fordringer			
Kundefordringer		94 245 000	96 224 000
Unbilled revenue		50 611 000	56 250 000
Cash pool receivable	14	1 815 000	946 000
Loan to group companies	14	59 102 000	3 643 000
Other receivablea		9 143 000	6 782 000
Konsernfordringer	14	51 654 000	45 975 000
Sum fordringer		266 570 000	209 820 000
Bankinnskudd, kontanter og lignende			



Balanse

Beløp i: USD	Note	2024	2023
Bankinnskudd, kontanter og lignende	16	155 266 000	129 342 000
Sum bankinnskudd, kontanter og lignende		155 266 000	129 342 000
Sum omløpsmidler		495 065 000	417 954 000
SUM EIENDELER		1 284 762 000	1 181 931 000

BALANSE - EGENKAPITAL OG GJELD

Egenkapital

Innskutt egenkapital

Share capital	18,19	7 981 000	7 982 000
Overkurs	18	347 100 000	347 100 000
Annen innskutt egenkapital	18	6 019 000	6 019 000
Sum innskutt egenkapital		361 100 000	361 101 000

Opptjent egenkapital

Annen egenkapital	10,1	79 036 000	30 280 000
Sum opptjent egenkapital		79 036 000	30 280 000

Sum egenkapital

440 136 000 **391 381 000**

Gjeld

Langsiktig gjeld

Pensjonsforpliktelser	20	-6 000	-116 000
Utsatt skatt	11	1 246 000	1 040 000
Sum avsetninger for forpliktelser		1 240 000	924 000

Annen langsiktig gjeld

Langsiktig konserngjeld	13,14	376 704 000	401 931 000
Øvrig langsiktig gjeld	12	13 871 000	
Sum annen langsiktig gjeld		390 575 000	401 931 000

Sum langsiktig gjeld

391 815 000 **402 855 000**

Kortsiktig gjeld

Leverandørgjeld		33 801 000	35 333 000
Betalbar skatt	11	5 450 000	439 000



Balanse

Beløp i: USD	Note	2024	2023
Skyldige offentlige avgifter		11 447 000	11 158 000
Kortsiktig konserngjeld	14	174 705 000	129 475 000
Prepayments from customers	16	70 884 000	83 985 000
Accrued project cost	16,22	29 418 000	16 773 000
Cash pool payable	14	79 392 000	58 047 000
Debt to Group Companies	14	0	1 001 000
Other short term liabilities		47 715 000	51 483 000
Sum kortsiktig gjeld		452 812 000	387 694 000
Sum gjeld		844 627 000	790 549 000
SUM EGENKAPITAL OG GJELD		1 284 763 000	1 181 930 000



DocuSign Envelope ID: E9CB6F57-ADDC-432F-B0E2-20A84544CD38



ANNUAL REPORT

NATIONAL OILWELL VARCO NORWAY AS
(Org.no.: 936 738 540)

2024



DocuSign Envelope ID: E9CB6F57-ADDC-432F-B0E2-20A84544CD38



REPORT FROM THE BOARD OF DIRECTORS NATIONAL OILWELL VARCO NORWAY AS FINANCIAL STATEMENTS 2024

General information about the Company, nature of business and location

National Oilwell Varco Norway AS (NOVN), the Company, is a subsidiary of NOV Holding UK 2 Ltd. Ultimate parent company is National Oilwell Varco, Inc., which is headquartered in Houston, USA and is listed under NOV on the New York Stock Exchange. The Company's office address is at Dvergsnesbakken 25, Kristiansand.

The Company has operations in Kristiansand, Asker, Molde, Stavanger, Søgne, Trondheim, and Tønsberg. Further, the Company has subsidiaries in Arendal, Bærum, and Øygarden in Norway as well as in Cyprus, Denmark, Korea, Netherland, and Poland.

NOV Norway is a leading supplier of advanced drilling- and compensation equipment for fixed and floating offshore installations and lifting and handling equipment for offshore utilization. NOV Norway is focusing on improving the environmental footprint with continuously focus in improving our products like energy consumption and energy recovering. Furthermore, we are involved in offshore wind and development of the deep-sea mining market. Norway also holds investments in subsidiaries operating both within its own reporting segment (NOV's Energy Equipment segment) as well as investments within NOV's Energy Product segment.

The operating activity within NOV Norway is segregated into two business units – Rig Technology and Marine and Construction with Aftermarket Operations as its own operating unit.

Rig Technology constitutes new product development and engineering, and larger capital equipment sales and upgrades for primarily offshore drilling. Marine and Construction constitutes new product development and engineering, and larger capital equipment sales for primarily marine lifting and handling solutions. Some of both business units' core competencies are new engineering, project management and supply chain management.

The Aftermarket Operations constitutes delivery of parts, service, and repairs to drilling rigs, drilling equipment, and lifting and handling equipment, including field engineering for both drilling equipment and lifting and handling equipment. The Company out-sources manufacturing to internal and third-party quality suppliers worldwide.

Per exception in §3-7 in the Norwegian Accounting Act, consolidated financial statements for all companies in the National Oilwell Varco Norway Group have not been prepared, as the Company is included in the consolidated financial statements of National Oilwell Varco Inc. (USA). The Company has been granted exception from Norwegian Ministry of Finance to prepare consolidated financial statements.



DocuSign Envelope ID: E9CB6F57-ADDC-432F-B0E2-20A84544CD38



Report on financial statements

The financial statements have been prepared under the assumption of going concern in accordance with the Norwegian Accounting Act section 3-3a, and the Board of Directors confirm that this assumption is appropriate. It is also the Board of Directors' opinion that the financial statements accurately present the Company's assets and liabilities, financial position, and profits.

The Company had revenues in 2024 of USD 620 million. The Company's revenues in 2023 were, in comparison, USD 542 million. The Company reported an operating profit in 2024 of USD 58 million. The Company's operating profit in 2023 was, in comparison, USD 26 million. The improved profitability is mainly driven by the increased activity in the Aftermarked segment.

The Company reported net profit in 2024 of USD 58,8 million compared to a net profit of USD 0,9 million in 2023. The effective tax rate for 2024 was 15%.

In 2024, the operating profit was USD 51 million, and the cash flow from operating activities was USD 82 million. The difference is mainly related to group payable balance change.

The Company's order backlog at year-end was USD 363 million (USD 127 million in 2023).

The Company's total assets increased to USD 1 284 million, compared to 1 182 million in 2023.

The equity ratio in the Company on December 31, 2024 was 34% (33% in 2023).

Affiliated companies have provided long-term loans. As of December 31, 2024, the liability was USD 377 million,

In 2024 the Company had new long-term loans of USD 187 million issued to affiliated companies for a total balance of USD 189 million at year-end.

Repayment of loans from group companies in 2024 was USD 10 million, while repayment of loans to group companies was USD 74 million in 2024.

The Company had cash and cash equivalents of USD 156 million at year-end.

Health, Safety and Environment (HSE) Report

National Oilwell Varco Norway AS (NOVN) is committed to conducting our business in a manner that safeguards people and the environment in which we operate. To uphold this commitment, NOVN has implemented a Health, Safety and Environmental (HSE) Management System that aligns with the NOV Global HSE Management System Manual and Policy, as well as local HSE laws and regulations.

NOVN is dedicated to sustainable development, ensuring that our HSE Management System fosters a mature safety culture that continuously evolves. Our company prioritizes economic, social, and environmental responsibility by developing products and services that enhance HSE performance for our clients while minimizing our own environmental impact.



Docusign Envelope ID: E9CB6F57-ADDC-432F-B0E2-20A84544CD38



Leadership plays a crucial role in reinforcing our commitment to zero accidents and illnesses, ensuring no harm to people, the environment, or equipment. Managers are expected to lead by example and actively support these ambitions.

HSE performance

Safe operations remain a top priority for NOVN. In 2024, the company recorded seven (7) recordable injuries, maintaining the same figures as in 2023. Additionally, three (3) first-aid injuries were reported in 2024, compared to one (1) in 2023.

The Total Recordable Incident Rate (TRIR) for 2024 was 0.56, slightly down from 0,62 in 2023 reflecting a continued focus on reducing workplace incidents. To further improve our safety efforts, we are strengthening our safety culture by ensuring that managers actively take ownership of risk assessments and encourage the use of the HSE reporting system for continuous learning and improvement. Employees will be further engaged in identifying and implementing visible safety improvements, ensuring they have comprehensive knowledge of relevant HSE risks and adhere to preventive measures.

HSE Reporting

The HSE reporting system is a vital tool for promoting a strong HSE culture and ensuring continuous development and improvement. All incidents and observations are registered and followed up in the HSE reporting system CMO. Key preventive measures include: Stop work interventions, safety inspections, safety meetings, audits, management of change, lessons learned, risk assessment meetings, training and best management practices. In 2024, 749 improvement actions were registered from these preventive activities.

Incident Investigations

All serious incidents and high-risk near misses are thoroughly investigated to ensure learning and improvement. Investigations in 2024 identified specific shortcomings, and appropriate mitigating measures were implemented.

Risk Management

NOVN continuously identifies and assesses risks related to health, safety, and the environment, ensuring that necessary measures are taken to reduce risks to as low as reasonably possible (ALARP).

In 2024, all hazardous operations were regularly risk-assessed, with HSE personnel participating in 51 risk assessment meetings to reinforce proactive risk management.

HSE audits

In 2024, 11 internal HSE audits were conducted, highlighting key findings related to risk assessment ownership and continuous updating of competencies.

NOVN encourages audits from customers and third parties to drive learning and identify potential gaps. Continuous mitigation measures are in place to address findings and enhance overall HSE performance.



Docusign Envelope ID: E9CB6F57-ADDC-432F-B0E2-20A84544CD38



Environmental Performance

NOVN is actively working to control environmental aspects and has set objectives and targets to reduce the impact of significant activities, products, and services.

Our largest environmental aspects are with regards to design, purchase, transportation and manufacturing of our products, employee travel and housekeeping.

No accidental discharge was reported in 2024.

The company have several initiatives ongoing together with stakeholders regarding driving green technology solutions for the Energy Industry. We believe this will give us important opportunities in the future.

NOVN had a waste recycling goal of >80%. Last year the Company achieved a recycling factor of 94,4%, up from 2023 with 81,5%.

The Company had an energy saving reduction goal of >5% kWh compared with 2023. The Company achieved 3% reduction. (below the target, due to increased consumption from a new facility introduced in autumn 2024). In 2023 there was 1% kWh reduction compared with 2022.

NOVN had a target of reduction of airfreight compared to boat freight to <10% airfreight measured in tonKM. The Company achieved 7,4% in 2024, slightly down from 7,9% in 2023.

Emergency Preparedness

NOVN maintains a contractual agreement with Maersk Training to support the company with 24/7 365 response, next of Kin Call Centre and assistance with training and exercises.

In 2024, the emergency response team carried out a total of five (5) emergency trainings, three (3) with the entire team and two (2) functional trainings. In addition, a one (1) full-day emergency response exercise was carried out for the entire team.

The emergency response team has handled one (1) actual emergency response situation in 2024. In addition, the team was notified of and "monitored" three (3) situations that had the potential to develop into emergency situations.

Equal opportunities

The objective of the Company is to be a workplace with equal opportunities and rights for women and men. The Company policy is based on well-established principles with focus on equal rights when it comes to recruitment, remuneration and promotion.

There are 304 women out of the 1483 employees in the Company. The Company's Board of Directors consists of 4 men and 3 women. The top management group consists of 5 men and 3 women. The employees can be categorized by employment and gender as follows:



DocuSign Envelope ID: E9CB6F57-ADDC-432F-B0E2-20A84544CD38



Category of employment	Number of women	Share of women	Total number of employees	Difference in base salary (%)
Grand Total	304	20 %	1483	86,20 %
3	14	47 %	30	84,20 %
4	26	30 %	87	98,70 %
5	54	60 %	90	95 %
6	17	50 %	34	91,10 %
7	38	21 %	184	104,50 %
8	89	21 %	428	100,10 %
9	44	15 %	297	99,30 %
10	18	9 %	193	102,90 %

1	2	3	4	5	6	7	8	9	10	11	12	13	
						Management Job Level Guide							
						Supervisor		Manager		Director		Executive	
						I	II	I	II	I	II	EX	
						Engineering Job Level Guide							
						Engineer				Principal	Chief		
						I	II	III	IV	V	VI		
						Professional Job Level Guide							
						Analyst				Advisor			
						I	II	III	IV	V	VI		
						Specialist Job Level Guide							
						Specialist							
						I	II	III					
						Support Job Level Guide							
Clerk		Assistant			Coordinator								
Helper		Operator			Lead								
0	I	II	III	IV	V								

The working time arrangements of the Company are linked to the job function and are not dependent on gender. The number of part time employees is higher for men, 19 men and 5 women work part time. All the part-time jobs are based on the employees' own need to work part-time. More men than women work overtime: Men worked on average 211,47 hours overtime in 2024, while women worked on average 86,72 hours. Women represented 8,7 % of the overtime worked. We also see that women's base salary on an average, is 86,1 % of men's base salary, and women's annual total cash at target is 67 % of men's. Regarding legally required cash payments and bonuses, we also see that men are on average paid more than women.

As some categories contain less than five female and/or male employees, we will not report numbers on all categories of employment in this report. They are, however, included in the grand total numbers.

Action taken to avoid discrimination



Docusign Envelope ID: E9CB6F57-ADDC-432F-B0E2-20A84544CD38



The purpose of the Act of Discriminations is to enhance equal opportunities regardless of gender, secure equal rights and opportunities and prevent discrimination based on ethnic origin, color of skin, religion or disability. The Company works actively, goal oriented and systematically to facilitate the Act of Discrimination. The Company is working to meet the required activities under § 26 of “likestillings og diskrimineringsloven” (Act of discrimination and equal opportunities).

The 2024 disclosure can be found at www.nov.com/Norway/2024

- In 2023, we introduced a Diversity and Inclusion topic to the Leading Self and Others Manager Development Program with a focus on Interrupting and Counteracting Bias. Topic is named ‘Diversity, Inclusion and Belonging: Counteracting Bias and Leading Inclusively’.
- All new and existing employees are required to read and sign the code of conduct on a regular basis and go through online training. Code of conduct references fair treatment, discrimination and harassment.
- Employee Resource Group: Elevating Women Together (197 members across NOV Norway) launched in NOV Norway in 2023, all employees from all genders are welcome to participate. Focus areas 2024: Womens Health, Personal economy.
- In 2024, a collaborative group consisting of HR and union representatives was formed within the company. The group's aim is to identify risks related to discrimination and equality, and to develop strategies to address these gaps, in line with the Activity Duty and the Duty to Issue a Statement (ARP). The focus area for 2024 is Diversity & Inclusion in recruitment, with an emphasis on training managers to prevent discrimination during the hiring process
- The company's board of directors team has been working towards aligning the board composition and can confirm that we for 2025 meet the legal requirements.

The NOV Group has several global policies, as NOV Equal Employment Opportunity Policy, and NOV Sexual Harassment Policy. These policies are guidelines for all employees of NOV globally. NOV regularly conduct global campaigns of these themes.

Market risk

The oilfield products and services industry are highly competitive. NOVN compete with national, regional, and foreign competitors. Certain of these competitors may have greater financial, technical, manufacturing and marketing resources than NOVN, and may be in a better competitive position. The following competitive factors can each affect our revenues and earnings and the value of our investment in subsidiaries:

- price changes
- new product and technology introductions
- improvements in availability and delivery

In addition, certain foreign jurisdictions and government-owned petroleum companies located in some of the countries in which we compete have adopted policies or regulations which may give local nationals in these countries competitive advantages. Actions taken by our



Docusign Envelope ID: E9CB6F57-ADDC-432F-B0E2-20A84544CD38



competitors and changes in local policies, preferences or regulations could impact our ability to compete in certain markets and adversely affect our financial results.

Operational risk

The following factors, in addition to others not listed, could reduce margins on these contracts, adversely impact completion of these contracts, adversely affect the Company's position in the market or subject us to contractual penalties:

- our failure to adequately estimate costs for our products
- our inability to deliver equipment that meets contracted technical requirements
- our inability to maintain our quality standards during the design and manufacturing process
- our inability to secure parts made by third party vendors at reasonable costs and within required timeframes
- unexpected increases in the costs of raw materials
- our inability to manage unexpected delays due to weather, shipyard access, labor shortages or other factors beyond our control
- credit market conditions or financial challenges for consumers of our capital equipment

The Company's existing contracts for equipment generally carry significant milestone and progress billing terms, and the majority do not allow customers to cancel projects for convenience. However, unfavorable market conditions or financial difficulties experienced by our customers may result in cancellation of contracts or the delay or abandonment of projects. Any such developments could have a material adverse effect on our operating results and financial condition.

Currency risk

The Company has USD as its functional currency and operates with international customers and vendors and incurs transactions in various currencies. Most of the Company's salaries and other operating expenses are exposed against Norwegian kroner and a smaller portion of revenue and cost of goods sold are exposed mainly against Norwegian kroner and Euro. The Company has a long-term note denominated in Canadian dollars and are exposed for currency fluctuations between CAD and USD. The financial risk is monitored by the management on a continuous basis (see note 8/9 for details).

Interest risk

The Company is less exposed towards changes in interest rates as the interest-bearing debt contains a fixed rate and total interest-bearing debt is relatively small portion of the Company's total assets.

Credit Risk

The Company grants credit to our customers, which operate primarily in the oil and gas industry. The Company controls credit risk through credit evaluations, credit limits and monitoring procedures, as well as letter of credits. The Company performs periodic credit evaluations of our customers' financial condition and generally do not require collateral but may require letters of credit for certain international sales. Credit losses are provided for in the financial statements. Allowances for doubtful accounts are determined based on a continuous process of assessing the Company's portfolio on an individual customer basis



DocuSign Envelope ID: E9CB6F57-ADDC-432F-B0E2-20A84544CD38



considering current market conditions and trends. This process consists of a thorough review of historical collection experience, current aging status of the customer accounts, and financial condition of the Company's customers. Based on a review of these factors, the Company will establish or adjust allowances for specific customers.

Liquidity Risk

The Company considers the cash flow of the Company to be acceptable, and currently has no plans to take further action with respect to liquidity risk. The Company monitors our customer portfolio and their performance continuously and taking measures to adjust to current market situation.

Environmental, Social and Governance ("ESG") Risk

As the Company historically have had a majority of its activity tied to the oil and gas industry, there is risk and opportunities involved in the world turning to alternative energy sources. The Company is actively pursuing opportunities in new markets, as well as being focused on reducing environmental impact of our products in existing markets. Currently we are offering several products that reduces our customers' energy consumption by automation and digital solutions, more energy efficient products, and storage and re-use of energy created. Additionally, we are focused on increasing the useful life of our products.

Report on factors that may affect the external environment

The Company has no substantial emission of pollution. Special waste is deposited into approved special landfills.

The Company has implemented ISO 14001.

Research and Development

The Company has R&D activity, both in cooperation with the Corporate Group in Houston and on its own account in Norway.

R&D activity is related to development of new products and improvement of existing products. The New Product Development spend in 2024 increased slightly by 4% from the 2023 R&D activity level. The main areas we had R&D efforts in is within the areas of Automation, Robotic Systems, Energy Recovery Systems, Lifting and Handling, Deepsea Mining Concepts and Offshore Wind Concepts.

2024 had reasonable R&D activity compared to revenue. All expenses related to R&D activities are charged to the P&L accounts.

The R&D cost for 2024 was USD 5.6 million compared to USD 5,4 million in 2023. The Company has applied for public grants related to these projects. Refer to note 4.

Business outlook

The macro environment and geopolitical uncertainties continue to drive volatility and pressure commodity prices, with oil prices reflecting growing concerns regarding diminishing demand from weakening global economies, excess OPEC capacity, and rising non-OPEC production. These concerns along with ample supplies of natural gas in North America are increasing cautiousness among oil and gas producers, resulting in lower drilling activity in the U.S. land market and are beginning to affect shorter-cycle activity in international markets.



Docusign Envelope ID: E9CB6F57-ADDC-432F-B0E2-20A84544CD38



Despite growing concerns that global oil and U.S. natural gas markets may be oversupplied in 2025, management believes commodity prices and activity levels should remain relatively rangebound, with any pullback in activity short-lived, and that the industry remains in an extended recovery due to:

- (1) current inventory levels in relation to OECD demand that are lower than historical averages;
- (2) natural oil production decline rates that average almost 15 percent;
- (3) anticipated increases in LNG exports from the U.S.;
- (4) increasing focus on energy security; and
- (5) capital discipline across the industry, which has diminished the global oil and gas industry's ability to easily ramp production.

Regardless of the operating environment, NOV remains committed to improving organizational efficiencies while focusing on the development and commercialization of innovative products and services, including technologies to reduce the environmental impact of oil and gas operations, and technologies to improve the economics of alternative energy that are responsive to the longer-term needs of NOV's customers. We believe this strategy will further advance the Company's competitive position in all market conditions

Board liability insurance

With reference to §3-3a 11th paragraph. of the accounting act, the Managing Director and the Board Members in the Company are covered by a board liability insurance that protects them against claims related to their execution of his or her duties as director of the Company.

Subsequent events

We acknowledge potential impacts of the implementations of tariffs driven by the US. As per today we do not recognize significant impacts as we are taking measures to limit impacts.

We refer to business outlook for information surrounding current market conditions.



DocuSign Envelope ID: E9CB6F57-ADDC-432F-B0E2-20A84544CD38



Allocation of profit for the year

The Board proposes that the profit of the year of National Oilwell Varco Norway AS, USD 58 843 001 is allocated as follows:

Transfer to other equity: 58 843 001

Kristiansand, May 8, 2025

The Board of Directors of National Oilwell Varco Norway AS

Signed by:
Jan Erik S. Melstveit

7C0025502E7E41A...
Jan Erik S. Melstveit
Chairman of the Board

Signed by:
Johnny Rune Johnsen

842FEC2E20284E4...
Johnny Rune Johnsen
Managing Director &
Board member

DocuSigned by:
Trevor Martin

F5C711DF14D847B...
Trevor Brian Martin
Board member

DocuSigned by:
Lindsay Sallee

4E7D78BA9ECB466...
Lindsay Erin Sallee
Board member

Signed by:
Siren Frigstad

C08B38F9A57C40C...
Siren Frigstad
Board member

Signed by:
H. Eide

6CAAEDAC1FB441...
Håvard Eide
Employee Representative

Signed by:
Thom Birger Sannes

2B21ABEC6BC84CB...
Thom Birger Sannes
Employee Representative

Signed by:
Trine Lise Andersen

A36BD9721823456...
Trine Lise Andersen
Employee Representative



Statsautoriserte revisorer
Ernst & Young AS

Markens gate 13, 4611 Kristiansand
Postboks 184, 4662 Kristiansand

Foretaksregisteret: NO 976 389 387 MVA
Tlf: +47 24 00 24 00

www.ey.no
Medlemmer av Den norske Revisorforening

To the General Meeting in National Oilwell Varco Norway AS

INDEPENDENT AUDITOR'S REPORT

Opinion

We have audited the financial statements of National Oilwell Varco Norway AS (the Company), which comprise the balance sheet as at 31 December 2024, profit and loss statement and cash flows statement for the year then ended and notes to the financial statements, including a summary of significant accounting policies.

In our opinion

- the financial statements comply with applicable statutory requirements, and
- the financial statements give a true and fair view of the financial position of the Company as at 31 December 2024 and its financial performance and cash flows for the year then ended in accordance with the Norwegian Accounting Act and accounting standards and practices generally accepted in Norway.

Basis for opinion

We conducted our audit in accordance with International Standards on Auditing (ISAs). Our responsibilities under those standards are further described in the *Auditor's responsibilities for the audit of the financial statements* section of our report. We are independent of the Company in accordance with the requirements of the relevant laws and regulations in Norway and the International Ethics Standards Board for Accountants' *International Code of Ethics for Professional Accountants (including International Independence Standards)* (the IESBA Code), and we have fulfilled our other ethical responsibilities in accordance with these requirements. We believe that the audit evidence we have obtained is sufficient and appropriate to provide a basis for our opinion.

Other information

The Board of Directors and Managing Director (management) are responsible for the information in the Board of Directors' report. Our opinion on the financial statements does not cover the information in the Board of Directors' report.

In connection with our audit of the financial statements, our responsibility is to read the information in the Board of Directors' report. The purpose is to consider if there is material inconsistency between the information in the Board of Directors' report and the financial statements or our knowledge obtained in the audit, or otherwise the information in the Board of Directors' report otherwise appears to be materially misstated. We are required to report if there is a material misstatement in the Board of Directors' report. We have nothing to report in this regard.

Based on our knowledge obtained in the audit, it is our opinion that the Board of Directors' report

- is consistent with the financial statements and
- contains the information required by applicable statutory requirements.



Shape the future
with confidence

Responsibilities of management for the financial statements

Management is responsible for the preparation of the financial statements that give a true and fair view in accordance with the Norwegian Accounting Act and accounting standards and practices generally accepted in Norway, and for such internal control as management determines is necessary to enable the preparation of financial statements that are free from material misstatement, whether due to fraud or error.

In preparing the financial statements, management is responsible for assessing the Company's ability to continue as a going concern, disclosing, as applicable, matters related to going concern and using the going concern basis of accounting unless management either intends to liquidate the Company or to cease operations, or has no realistic alternative but to do so.

Auditor's responsibilities for the audit of the financial statements

Our objectives are to obtain reasonable assurance about whether the financial statements as a whole are free from material misstatement, whether due to fraud or error, and to issue an auditor's report that includes our opinion. Reasonable assurance is a high level of assurance, but is not a guarantee that an audit conducted in accordance with ISAs will always detect a material misstatement when it exists.

Misstatements can arise from fraud or error and are considered material if, individually or in the aggregate, they could reasonably be expected to influence the economic decisions of users taken on the basis of these financial statements.

As part of an audit in accordance with ISAs, we exercise professional judgment and maintain professional scepticism throughout the audit. We also:

- Identify and assess the risks of material misstatement of the financial statements, whether due to fraud or error, design and perform audit procedures responsive to those risks, and obtain audit evidence that is sufficient and appropriate to provide a basis for our opinion. The risk of not detecting a material misstatement resulting from fraud is higher than for one resulting from error, as fraud may involve collusion, forgery, intentional omissions, misrepresentations, or the override of internal control.
- Obtain an understanding of internal control relevant to the audit in order to design audit procedures that are appropriate in the circumstances, but not for the purpose of expressing an opinion on the effectiveness of the Company's internal control.
- Evaluate the appropriateness of accounting policies used and the reasonableness of accounting estimates and related disclosures made by management.
- Conclude on the appropriateness of management's use of the going concern basis of accounting and, based on the audit evidence obtained, whether a material uncertainty exists related to events or conditions that may cast significant doubt on the Company's ability to continue as a going concern. If we conclude that a material uncertainty exists, we are required to draw attention in our auditor's report to the related disclosures in the financial statements or, if such disclosures are inadequate, to modify our opinion. Our conclusions are based on the audit evidence obtained up to the date of our auditor's report. However, future events or conditions may cause the Company to cease to continue as a going concern.
- Evaluate the overall presentation, structure and content of the financial statements, including the disclosures, and whether the financial statements represent the underlying transactions and events in a manner that achieves fair presentation.

Independent auditor's report - National Oilwell Varco Norway AS 2024

A member firm of Ernst & Young Global Limited

Penneo document key: 7XX39-5HQ4A-MW7WF-4E1WT-8ZBQ7-VJ2JR



**Shape the future
with confidence**

We communicate with the board of directors regarding, among other matters, the planned scope and timing of the audit and significant audit findings, including any significant deficiencies in internal control that we identify during our audit.

Kristiansand, 15 May 2025
ERNST & YOUNG AS

The auditor's report is signed electronically

Espen Fyllingen
State Authorised Public Accountant (Norway)

Penneo document key: 7XX39-5HQ4A-MW7WF-4EIWT-8ZBQ7-VJ2JR



PENNEO

The signatures in this document are legally binding. The document is signed using Penneo™ secure digital signature. The identity of the signers has been recorded, and are listed below.

"By my signature I confirm all dates and content in this document."

Fyllingen, Espen

State Authorised Public Accountant

Serial number: no_bankid:9578-5999-4-2137889

IP: 147.161.xxx.xxx

2025-05-15 12:06:15 UTC



Penneo document key: 7XX39-5HQ4A-MW7WF-4E1WT-8ZBQ7-VJ2JR

This document is digitally signed using [Penneo.com](https://penneo.com). The signed data are validated by the computed hash value of the original document. All cryptographic evidence is embedded within this PDF for future validation.

The document is sealed with a Qualified Electronic Seal. For more information about Penneo's Qualified Trust Services, visit <https://euti.penneo.com>.

How to verify the integrity of this document

When you open the document in Adobe Reader, you should see that the document is certified by **Penneo A/S**. This proves that the contents of the document have not been modified since the time of signing. Evidence of the individual signers' digital signatures is attached to the document.

You can verify the cryptographic evidence using the Penneo validator, <https://penneo.com/validator>, or other signature validation tools.



DocuSign Envelope ID: E9CB6F57-ADDC-432F-B0E2-20A84544CD38



Annual Report 2024

National Oilwell Varco Norway AS



Docusign Envelope ID: E9CB6F57-ADDC-432F-B0E2-20A84544CD38



National Oilwell Varco Norway AS PROFIT AND LOSS STATEMENT

(USD 1 000)

		2024	2023
Revenues	2.3.4	620,290	542,320
Total Operating Revenues		620,290	542,320
Cost of goods sold	3	396,879	362,230
Salaries	5. 20	130,290	129,468
Depreciation	6	1,441	1,734
Amortization and impairment of intangibles	7	167	0
Other operating expenses	5.8	33,127	22,737
Total Operating Expenses		561,903	516,169
Operating Profit		58,388	26,151
Financial income	8.9.10	33,573	11,869
Financial expenses	8.9.10	-22,730	-17,760
Total Financial Items		10,843	-5,891
Profit before Taxes		69,230	20,260
Income tax expense	11	10,387	19,349
Net Income		58,843	911
Allocation of Profit:			
Transfer to/(from) other equity		58,843	911
Dividend	9	0	0
Group contribution	9	0	0



DocuSign Envelope ID: E9CB6F57-ADDC-432F-B0E2-20A84544CD38



National Oilwell Varco Norway AS BALANCE SHEET

(USD 1 000)

	Notes	Dec.31 2024	Dec.31 2023
ASSETS			
Fixed Assets			
Intangible Fixed Assets			
Other intangible assets	7	833	-
Total Intangible Fixed Assets		833	-
Tangible Fixed Assets			
Land, buildings and other real estate	6	17,134	17,889
Fixtures and fittings	6	988	213
Machinery, plants and equipment	6	1,988	2,064
Total Tangible Fixed Assets		20,109	20,166
Financial Assets			
Investment in subsidiaries	12	583,246	554,596
Loans to Group companies	13.14	186,632	188,852
Other receivables	-	1,123	363
Total Financial Assets		768,755	743,811
Total Fixed Assets		789,698	763,977
Current Assets			
Inventory finished Goods		71,966	81,475
Inventory reserves	-	15,194	19,227
Other inventories		16,457	16,544
Inventory	15	73,229	78,792
Receivables			
Accounts receivable		94,245	96,224
Accounts receivable Group companies	14	51,654	45,975
Unbilled revenue		50,611	56,250
Cash-pool receivable	14	1,815	946
Loans to Group companies	14	59,102	3,643
Other receivables		9,144	6,782
Total Receivables		266,570	209,820
Cash and cash equivalents	16	155,266	129,342
Total Current Assets		495,065	417,953
TOTAL ASSETS		1,284,763	1,181,930



DocuSign Envelope ID: E9CB6F57-ADDC-432F-B0E2-20A84544CD38



National Oilwell Varco Norway AS BALANCE SHEET

(USD 1 000)

	Notes	Dec.31 2024	Dec.31 2023
EQUITY AND LIABILITIES			
Equity			
Share capital	18.19	7,982	7,982
Share premium	18	347,100	347,100
Other paid-in capital	18	6,019	6,019
Paid in Equity		361,100	361,100
Other equity	10.18	79,036	30,280
Total Retained Earnings		79,036	30,280
Total Equity		440,136	391,381
Liabilities			
Provisions			
Pension liabilities	20	- 7	- 116
Deferred taxes	11	1,246	1,040
Total Provisions		1,240	924
Other Long-term Liabilities			
Debt to Group companies	13.14	376,704	401,931
Other liabilities	12	13,871	-
Total Long-term Liabilities		390,575	401,931
Short-term Liabilities			
Accounts payable		33,801	35,333
Accounts payable Group companies	14	174,705	129,475
Taxes payable	11	5,450	439
Public duties payable		11,447	11,158
Prepayments from customers	16	70,884	83,985
Accrued project cost	16 22	29,418	16,773
Cash-pool payable	14	79,392	58,047
Debt to Group companies	14	-	1,001
Other short-term liabilities		47,715	51,484
Total Short-term Liabilities		452,812	387,694
Total Liabilities		844,627	790,548
TOTAL EQUITY AND LIABILITIES		1,284,763	1,181,929



DocuSign Envelope ID: E9CB6F57-ADDC-432F-B0E2-20A84544CD38



National Oilwell Varco Norway AS
BALANCE SHEET

Kristiansand, May 8 2025

Board of Directors in National Oilwell Varco Norway AS

Signed by:
Jan Erik S. Melstveit
7C0025502E7E41A
Jan Erik S Melstveit
Chairman of the Board

Signed by:
Johnny Rune Johnsen
842EEC2E20284E4
Johnny Rune Johnsen
Manager Director
and Board Member

DocuSigned by:
Trevor Martin
E5C741DE44D847B
Trevor Martin
Board Member

DocuSigned by:
Lindsay Sallee
4E7D798A96CB466
Lindsay Erin Sallee
Board Member

Signed by:
Siren Frigstad
C08B38E0A57C40C
Siren Frigstad
Board Member

Signed by:
H. Eide
6CAAEDFAC1EB441
Håvard Eide
Employee Representative

Signed by:
Thom Birger Sannes
2B21ABFC68C84CB
Thom Birger Sannes
Employee Representative

Signed by:
Trine Lise Andersen
A36BD9721823456
Trine Lise Andersen
Employee Representative



DocuSign Envelope ID: E9CB6F57-ADDC-432F-B0E2-20A84544CD38



National Oilwell Varco Norway AS CASH FLOW STATEMENT

(USD 1 000)

	Notes	2024	2023
Cash Flow from Operating Activities			
Profit before taxes		69,230	20,260
Taxes paid	11	-5,473	-14,222
Ordinary depreciation and amortization	1	1,607	1,734
(Profit) / loss on sale of fixed assets	14	-63	-42
Unrealized FX gains/losses	13	-19,961	0
Dividend received	9	3,522	0
Change in unbilled revenue and inventory		11,202	-17,261
Change in trade debtors		1,980	-15,233
Change in trade creditors		-1,531	5,950
Change in pension liabilities / funds		109	-137
Change in intercompany receivables / payables		39,552	2,207
Changes in other accrued items		-18,107	44,237
Prior year adjustment to Equity			
Net Cash Flow from Operating Activities		82,066	27,494
Cash Flow from Investment Activities			
Payment for purchase of fixed assets	6	-2,395	-1,696
Proceeds from sale of fixed assets	6	63	42
Payments for shares in Group companies	12	-14,779	-27,669
Issue of loans to Group companies	13 14	-127,440	-4,010
Repayment of loans issued to Group companies	13 14	74,200	3,020
Net Cash Flow from Investment Activities		-70,351	-30,313
Cash Flow from Financing Activities			
Issue of loans from Group companies	13	3,688	11,642
Repayment of loans issued from Group companies	13	-9,953	-5,311
Net Cash Flow from Financing Activities		-6,266	6,332
Net change of cash and cash equivalents		5,449	3,512
Net (increase) / decrease in cash pool *	14	20,476	-2,303
Net cash and cash equivalents 1 January		129,341	128,132
Currency translation adjustment			
Net Cash and Cash Equivalents 31 December		155,266	129,341

* Net change in cash pool has been placed on a separate line to reflect that it is not considered part of the Company's operating activities.



DocuSign Envelope ID: E9CB6F57-ADDC-432F-B0E2-20A84544CD38



Note 1 ACCOUNTING PRINCIPLES

General

The financial statements of National Oilwell Varco Norway AS (NOVN) have been prepared in accordance with requirements as specified in the Norwegian Accounting Act and generally accepted accounting principles in Norway. Consolidated financial statements for all companies in the National Oilwell Varco Norway Group have not been prepared, as per the exception in § 3-7 in the Norwegian Accounting Act, since the Company is included in the consolidated financial statements of National Oilwell Varco Inc. (USA). The Company has been granted exception from Norwegian Tax Authorities to prepare consolidated financial statements.

Amounts are in USD 1 000 unless noted otherwise.

Functional Currency and Presentation Currency

The financial statements are measured in the currency of which the majority of transactions are denominated (functional currency). The functional and presentation currency of the Company is US Dollar (USD).

In remeasuring the financial statements from non-functional currency transactions to USD, balance sheet items are remeasured at the exchange rates at the balance sheet date. Income statement items are remeasured at the exchange rate at the transaction date. Remeasurement differences are included in the financial income / expense.

Subsidiaries and Affiliated Companies

Subsidiaries are valued in accordance with the cost method in the Company's accounts, except subsidiaries bought from other Group companies which are valued at historical cost for the NOV Group. The investment is valued at acquisition cost of the shares unless impairment has been deemed necessary. Impairment to fair value has been undertaken when the value reduction is assumed to be permanent. Impairment has been reversed when the basis for impairment no longer exists.

Dividend and other payments are taken to income for the same year as provision is made in the subsidiary. If the dividend exceeds the share of the retained profit after the acquisition, the surplus amount represents repayment of invested capital. Thus the payments are deducted from the investment value in the balance sheet.

Revenue Recognition

For construction contracts extending over a long period of time, revenue is recognized using over time revenue recognition. Under this method, revenues and profit are recognized as the projects progress. The percentage of work completed is normally calculated based on cost incurred compared to estimated cost at completion.

Work performed where right to invoicing has not been met is presented as unbilled revenue, and deposits from customers is presented as prepayment from customers.

Project costs include direct material, subcontractor costs, and applied labor costs. Expected project costs include allowances for completion risk and guarantees that normally cannot be determined until the late stages of a project. Revisions of estimates during the period of a project are recognized in the accounting period in which the revised estimate is made. If expected total project costs exceed expected income, the full amount of the loss is recognized immediately.

For goods and services that are not delivered under construction contracts, income is recognized at the time the product is delivered or the service is performed.

Valuation and Classification Principles

Assets intended for permanent ownership or use are classified as fixed assets. Other assets are classified as current assets. Receivables to be repaid within one year and items related to inventory cycle are always classified as current assets. Analogous criteria are used for classification of debt.



DocuSign Envelope ID: E9CB6F57-ADDC-432F-B0E2-20A84544CD38



Note 1 ACCOUNTING PRINCIPLES

Receivables

Accounts receivable and other receivables are recognized at face value after provision for expected losses. Provision for losses is made based on individual evaluations of the receivables in question.

Warranty Provisions

Expected expenses for future warranty work related to sale / completed projects are expensed, and are classified as provisions in the balance sheet. The provision is based on past experience with warranty expenses as well as any known issues. Warranty provisions are included in other liabilities in the balance sheet.

Inventory

Inventory of purchased goods are valued at cost in accordance with the FIFO method, and net market value, whichever is lower. Own production costs for finished goods and work in progress are valued at full production cost. Provisions are made for expected obsolescence.

Non-functional currencies

Assets and liabilities denominated in non-functional currencies are valued at year-end exchange rates. Purchases and sales denominated in non-functional currencies are recorded at the exchange rate on the day of transaction.

Short-term Investments

Short-term investments (shares and other ownership interests classified as current assets) are valued at the lowest of the average purchase cost and net realization value on the date of the balance sheet. Dividend received and other distributions are taken to income as other financial income.

Long Term Financial assets.

Long Term Financial assets are valued at Historical cost. While long term Notes to Group Companies are at marked value

Tangible Fixed Assets

Tangible fixed assets are reported in the balance sheet and depreciated over their useful lives. Direct maintenance costs for operating equipment are charged as operating costs as incurred. Upgrades or improvements are capitalized and depreciated along with the asset.

Research and Development

Research and development expenses are charged as expenses. Expenses for other intangible assets, such as licenses and product rights, are reported in the balance sheet to the extent the criteria for such entry are fulfilled. This means that expenses for other intangible assets are reported in the balance sheet provided it is considered probable that the future economic advantages of the assets will fall to the company, and a reliable way of determining the purchase cost of the asset has been established.

Pensions

The Company records pension cost for all actuary gains / losses against equity.

The Company has a Group (guaranteed) pension insurance policy for its employees.

The Company also has defined contribution schemes, which are expensed in accordance with premium payments. Future pension contributions depend on number of years in participation, salaries and return on capital.

The Company also has non-secured pension schemes, which are partly AFP for a separate group of employees and partly pension agreements with individuals.



DocuSign Envelope ID: E9CB6F57-ADDC-432F-B0E2-20A84544CD38



Note 1 ACCOUNTING PRINCIPLES

Financial Instruments

The Company has entered into forward contracts in non-functional currencies in order to reduce the foreign exchange exposure in the Company's activity.

The Company applies hedge accounting and record the market value of forward contracts in the balance sheet where the underlying exposure has not yet occurred, as allowed by Norwegian generally accepted accounting principles.

The hedge contracts are documented as cash flow hedges. Until the hedge object is realized, gains and losses from cash flow hedges are charged to equity.

Balance sheet exposures are also hedged using forward contracts. These forward contracts are non-designated hedges.

Contingent Liabilities and Assets

Contingent liabilities with a higher than 50 percent probability of realization are charged to the accounts with the best estimate of the outcome of the settlement. A contingent liability with less than 50 percent probability is disclosed in the notes.

Contingent assets are not recognized but are disclosed in the notes if it is considered probable that the Company will receive the asset. See note 13 for further information.

Tax

Taxes in the profit and loss account includes current tax payables and changes in deferred taxes. Deferred tax is calculated at 22 percent, based on temporary differences between the financial statements and the tax related values. Deferred tax and current tax payable are charged to equity when the tax base is charged to equity.

Cash Flow Statement

The cash flow statement has been prepared in accordance with the indirect method. Cash and cash equivalents include cash, bank deposits and other short-term investments which may be converted to fixed cash amounts and due dates no later than three months from the date of investment.

Public Grants

Public grants are recognized in the Profit and loss statement when there are reasonable possibility that the Company will fulfill the conditions for the grants and receive them. Public grants are recognized in the same period as the expenses are charged to the accounts. The grants are subtracted from the expenses the grants cover.

Leasing / Leases

Lease agreements are classified as financial or operational leases in accordance with the contracts substance. When the major financial risk and control for the underlying asset is transferred to the Company, the lease is classified as a financial lease and the underlying asset is classified as an asset in the balance sheet. Other leases are classified as operating leases and are expensed over the term of the lease period.



DocuSign Envelope ID: E9CB6F57-ADDC-432F-B0E2-20A84544CD38



(USD 1 000)

Note 2 Revenue by Segment

Geographical distribution of revenues:	2024	2023
Norway	160,715	160,770
United States	106,921	21,886
Brazil	82,405	37,704
Other Latin America	32,752	27,235
United Kingdom	32,566	40,555
Angola	24,191	11,466
Spain	21,232	19,373
Turkey	21,171	13,803
Singapore	14,439	44,315
Australia	14,085	12,121
South Korea	12,938	20,458
Canada	10,881	2,892
Saudi Arabia	9,061	3,451
United Arab Emirates	8,684	14,131
Other Africa	7,019	2,438
China	6,677	9,959
Egypt	6,139	6,312
Nigeria	4,041	5,484
Namibia	3,880	4,462
Azerbaijan	3,822	30,932
India	3,821	3,621
Malaysia	3,240	4,177
Ghana	3,188	1,685
South Africa	3,074	4,744
Ivory Coast	2,573	1,346
Italy	2,402	1,655
Qatar	2,130	2,928
Senegal	2,043	0
Israel	1,909	4,383
Denmark	1,774	2,073
The Netherlands	1,696	0
Other Europe	1,606	3,309
Trinidad	1,175	5,088
Mexico	1,145	3,853
Colombia	892	0
France	795	0
Germany	762	0
Other Far East	642	9,342
Eq. Guinea	490	0
Hungary	398	0
Cyprus	270	0
Argentina	197	0
Greece	175	0
Malta	162	0
Poland	66	0
Gibraltar	29	0
Bahrain	17	1,701
Other below 300 K	0	2,668
Total	620,291	542,319

Distribution of revenues is based on customer legal entity country of registration

Allocation of revenues:	2024	2023
Drilling equipment	85,297	80,534
Offshore handling equipment	66,935	60,069
Aftermarket sales	468,058	401,717
Total	620,290	542,320



DocuSign Envelope ID: E9CB6F57-ADDC-432F-B0E2-20A84544CD38



Note 3 Transactions between Related Parties

The Company has a number of transactions with related parties. All transactions are carried out as part of the normal business and in accordance with arm's length principle. The most significant transactions in 2024 are as follows:

Purchase of products and services:	
Subsidiaries	3,623
Other Group companies	28,759
Sales of products and services:	
Subsidiaries	146
Other Group companies	134,963
Incurred management fee:	
Subsidiaries	440
Other Group companies	130,475
Invoiced management fee:	
Subsidiaries	362
Other Group companies	0
Interest income:	
Subsidiaries	16
Other Group companies	11,228
Interest expenses:	
Subsidiaries	0
Other Group companies	22,309
Global insurance:	
Other Group companies	1,349

The company is part of an international cash-pool arrangement, see note 13 for details.

Note 4 Public Grants

The company has received USD 213 in investment grants for projects in Norway. The grant is received in equal parts over the lifetime of the project, and is contingent of a documented progress in accordance with the agreement. The grant is recognized in accordance with the depreciation of the project investment.

Note 5 Personnel Expenses, Number of Employees, Remuneration, Loans to Employees

Labor Costs:	2024	2023
Wages and bonus	101,411	102,285
Social security costs	22,327	20,630
Pension expenses	4,325	3,744
Other personnel related expenses	2,226	2,809
Total	130,290	129,468

Average number of employees 1,448 1,326

	Managing Director	The Board of Directors
Remuneration to Management:		
Wages and bonus	294	0
Pension expenses *	10	0
Other personnel related expenses	10	0
Total	313	0

* The Managing Director is member of National Oilwell Varco Norway AS' defined contribution pension plan.

Remuneration to Management is translated at NOK/USD 0.092675

The Managing Director, Chairman of the Board and other key personnel participates in a bonus plan and a stock option program of National Oilwell Varco Inc.. However, there are no compensation schemes related to the role as chairman of the board. Criteria for payment under the bonus schemes are the operating result and other key performance indicators. The Managing Director has no form of agreement related to severance pay. The Company has no other expense related to the stock option program exceeding mandatory social security tax.

Fees to auditors (excl. VAT):	2024	2023
Audit fee	379	151
Total	379	151



Docusign Envelope ID: E9CB6F57-ADDC-432F-B0E2-20A84544CD38



Note 6 Fixed Assets

	Land	Vehicles	Buildings	Furniture / Fixtures	Machinery / Equipment	Total Fixed Assets
Historical cost 01.01.2024	6,449	43	34,934	14,111	23,144	78,681
Additions	0	15	107	611	662	1,395
Disposals	0	0	0	-105	-890	-994
Historical cost 31.12.2024	6,449	59	35,041	14,618	22,916	79,082
Accumulated depreciation 01.01.2024	647	8	22,848	13,899	21,115	58,516
Current year depreciation	45	11	580	32	771	1,440
Disposals	0	0	0	-105	-879	-984
Accumulated depreciation 31.12.2024	692	19	23,428	13,827	21,007	58,973
Book value 31.12.2024	5,758	41	11,613	792	1,908	20,109

Useful life	20 years - unlimited	3 - 4 years	50 years	3 - 4 years	3 - 7 years
Depreciation principle	Straight-line	Straight-line	Straight-line	Straight-line	Straight-line

Note 7 Intangible Assets

	Total Intangible Assets
Historical cost 01.01.2024	0
Additions	1,000
Disposals	0
Historical cost 31.12.2024	1,000
Accumulated depreciation 01.01.2024	0
Current year depreciation	167
Disposals	0
Accumulated depreciation 31.12.2024	167
Book value 31.12.2024	833

Useful life	5 years
Depreciation principle	Straight-line

Note 8 Leasing and Rentals

At year end the Company has entered into the following operational lease agreements:

	Annual Rent 2024	Lease Commitment Maturity	Commitment 2025	Commitment 2026	Commitment 2027	Commitment 2028	Commitment 2029>
Leasing of Real Estate	4,515	2025-2034	3,296	3,385	2,502	2,125	8,457
Leasing of Cars	189	2025-2028	68	59	39	3	0
Leasing of Machinery and Equipment	20	2025-2028	15	17	17	17	0

No lease agreements include options of purchase of underlying asset.
Several of the lease agreements on real estate (office / warehouses) include an option to extend the lease period.

Note 9 Financial Items

	2024	2023
Financial Income		
Interest received from Group companies	12,196	8,235
Other interest income	2,142	3,593
Foreign exchange gain (net)	15,652	0
Dividend received	3,522	0
Gain on sale of financial assets	59	40
Other financial income	2	1
Total Financial Income	33,573	11,869
Financial Expenses		
Interest expenses to Group companies	22,309	9,820
Other interest expenses	113	87
Foreign exchange loss (net)	0	7,622
Other financial expenses	308	231
Total Financial Expenses	22,730	17,760



DocuSign Envelope ID: E9CB6F57-ADDC-432F-B0E2-20A84544CD38



Note 10 Financial Derivative Instruments

The company hedges significant foreign currency exposures where the currency markets are accessible and the exposure is material in order to minimize the impact currency fluctuations could have on the Financial Statements.

The Company utilizes derivative financial instruments to hedge future contractual revenues and expenses and balance sheet exposures in non-functional currencies. With the exception of certain non-designated hedges discussed below, the derivative financial instruments that the Company holds are designated as cash flow hedges and are highly effective in offsetting movements in the underlying risks.

The maximum period for future contracts is 24 months.

Fair value on unsettled forward contracts at year end 2024 amounts to USD 134 (asset) compared to USD 9520 (asset) at year end 2023. As of year end 2024 there are no derivatives that are due in excess of one year.

Derivatives related to an underlying hedged object that is not realized are recorded in the balance sheet as allowed in Norwegian generally accepted accounting principles.

Gains / losses are recognized in the Profit and Loss Statements in the same reporting line as the underlying object has been recorded.

The cash settlements on a roll-over of a hedge are recorded to the balance sheet and will be recorded in the Profit and loss statement when the underlying hedged object occurs.

The Company utilizes non-functional currency forward contracts to hedge future cash flows, which are documented and recorded as cash flow hedges. Unrealized hedge positions related to cash flow hedges are recorded towards equity net of taxes.

The Company also utilizes non-functional currency forward contracts to hedge currency exposures in the balance sheet (non-designated hedges). Hedge accounting is not applied to these derivatives as the market value of derivatives will automatically be offset by revaluation of the hedged balance sheet item.

	Nominal value of		
	outstanding hedging contracts *	Net fair value open forward contracts 31.12.2024 **	Balance sheet value **
Cash flow hedges	157,708	-16,854	3,497
Non-designated hedges	2,575	-457	-23
Total	160,282	-17,312	3,474

* Absolute values

** Recorded against other equity net of tax



DocuSign Envelope ID: E9CB6F57-ADDC-432F-B0E2-20A84544CD38



Note 11 Taxes

Overview of temporary differences:	12/31/2024	12/31/2023
Receivables	-445	-599
Inventory	-14,584	-18,828
Long term construction contracts	45,109	35,678
Fixed assets	-5,706	-6,758
Pensions	7	116
Gain and loss account	6,927	9,659
Unrealized currency contracts	-9,411	8,860
Warranty obligations and other provisions	-4,371	-7,850
Other differences	-11,860	-15,548
Net temporary differences	5,666	4,730
Deferred tax (-asset)	1,247	1,040
Income tax expense:	2024	2023
Tax payable expense ordinary	5,173	13,307
Tax expense equity	2,831	-984
Tax payable expense - foreign taxes	1,848	3,803
Changes in deferred taxes	534	3,132
Total taxes	10,386	19,258
Explanation of current year tax expense:	2024	2023
22% tax on profit before taxes	15,231	4,287
Permanent differences	-1,386	-474
Revaluation deferred tax	-80	82
Tax Books FX gain/loss *	-5,238	-1,099
Taxes paid in foreign jurisdictions	1,859	3,460
Correction previous year		13,002
Change in Tax Rate on Closing tax balance		
Calculation of taxes for the year	10,386	19,258
Effective tax rate	15.0%	95.1%

* The Company's functional currency is US Dollar. Norwegian legislation allow companies to report their financial statements in US dollars, but the tax accounts must be reported in Norwegian kroner. As a result, all non-functional currencies, as viewed against Norwegian kroner, are revalued, creating an exchange gain / loss that does not exist in the financial statements. As the revaluation gain / loss is taxable it will have an impact on taxes payable and tax expense, and thereby the effective tax rate.

Translation rates used are collected from Oanda.com. Year to date average NOK / USD rate 2024 is 0.092675 and closing rate is 0.088143



DocuSign Envelope ID: E9CB6F57-ADDC-432F-B0E2-20A84544CD38



Note 12 Subsidiaries

	Acquisition date	Business address	Ownership interest	Voting rights
SubSeaFlex Holding ApS	9/30/2021	Nyborg, Denmark	100%	100%
National Oilwell Varco Poland Sp.zo.o	12/19/2002	Gdansk, Poland	100%	100%
Tuboscope Norge AS	7/19/2011	Øygarden, Norway	100%	100%
NOV Denmark Cooperatief	9/30/2012	Etten-Leur, Netherlands	100%	100%
NOV Park II BV	8/1/2013	Etten-Leur, Netherlands	100%	100%
NOV APL Ltd.	8/14/2013	Cyprus, Norway	100%	100%
NOV Process & Flow Technologies AS	11/15/2016	Bærum, Norway	100%	100%
NOV Holding Denmark AS	9/30/2021	Copenhagen, Denmark	100%	100%

		Share capital in (1000 CURR)	No. Shares	Our no. Shares	Equity in subsidiary (1000 USD)*	Profit in subsidiary (1000 USD)*	Book value (1000 USD)
SubSeaFlex Holding ApS	DKK	106,044	5,000,000	5,000,000	240,417	19,882	102,082
National Oilwell Varco Poland Sp.zo.o	PLZ	1,751	1,751	1,751	459	380	216
Tuboscope Norge AS****	NOK	251	251	251	30,523	576	56,319
NOV Denmark Cooperatief	EUR	18	786	786	0	0	1,097
NOV Park II BV	EUR	18	786	786	0	0	49,031
NOV APL Ltd.	USD	4,253	42,532,310	42,532,310	58,827	10,126	329,678
NOV Process & Flow Technologies AS	NOK	50,000	500,000	500,000	52,043	17,312	44,805
NOV Holding Denmark	DKK	130	80,000	80,000	0	0	18
Book value in company accounts					382,269		583,246

Subsidiaries might not be subject to complete audit for the current year.

*US gaap unless otherwise notified

**** Hellenes AS acquired 2/13/2024 and merged into Tuboscope 8/1/2024

Note 13 Receivables / Liabilities and Guarantees

Long term receivables due in more than one year:

	Face value	Interest rate	Due date	Book value 12/31/2024	Book value 12/31/2023
APL Ltd Cyprus	MUSD 0.01	Fixed rate 0%	12/31/2025	41	20
NOV International Holdings LLC	MUSD 15.9	Fixed rate 2.17%	9/30/2025	0	16,434
Grant Prideco Inc	MUSD 61	Fixed rate 2.55%	3/23/2028	66,120	63,077
National Oilwell Varco Poland Sp.zo.o	MUSD 0.2	Fixed rate 5.75%	7/20/2025	0	200
Cooperatief NOV NL U.A.	MUSD 100	LIBOR 12month + 2.55 %	3/20/2028	120,471	109,121
Total				186,632	188,852

Long term debt due after more than 1 year:

	Face value	Interest rate	Due date	Book value 12/31/2024	Book value 12/31/2023
NOV Canada ULC	MUSD 400	LIBOR 12month + 1.16 %	12/31/2026	149,174	149,550
NOV Canada ULC	MCAD 326	Fixed rate 3.57%	3/16/2028	227,529	252,381
Total				376,704	401,931

The Company issues performance guarantees, advance payment guarantees as well as warranty guarantees in relation to long term construction contracts.

Other guarantees are mainly guarantees towards the local tax authorities for payment of withheld personal income tax

	12/31/2024	12/31/2023
Performance and warranty guarantees	17,006	19,302
Other guarantees	12,309	7,849
Total	29,315	27,151



DocuSign Envelope ID: E9CB6F57-ADDC-432F-B0E2-20A84544CD38



Note 14 Intercompany Balances

Receivables:	12/31/2024	12/31/2023
Accounts receivable	51,654	45,975
International cash-pool *	1,815	946
Loans to Group companies	245,734	192,495
Total	299,202	239,416

Liabilities:	12/31/2024	12/31/2023
Accounts payable	174,705	129,475
International cash-pool *	79,392	58,047
Debt to Group companies	376,704	402,932
Total	630,801	590,454

* National Oilwell Varco Norway AS is the owner of an international cash-pool arrangement with selected companies within the National Oilwell Varco Group.

The amounts above include both short and long term items.

Note 15 Inventory

Finished goods	12/31/2024	12/31/2023
	73,229	78,792
Total	73,229	78,792

	12/31/2024	12/31/2023
Inventory valued at historical cost	71,966	81,475
Inventory in transit	16,457	16,544
Inventory obsolescence provision	-15,194	-19,227
Total	73,229	78,792

Note 16 Long-term Construction Contracts

A significant part of the Company's revenue is derived from long-term construction contracts. In 2024 approximately USD 152232 (25%) was related to long-term construction contracts. In 2023 approximately USD 140603 (26%)of revenue was related to long-term construction contracts.

	12/31/2024	12/31/2023
Total revenue recognized on current projects as of 31.12	1,726,481	1,640,919
Invoiced to date	1,777,987	1,699,379
Net book value at 31.12	-51,506	-58,460

	12/31/2024	12/31/2023
Invoiced in advance of revenue recognition	70,884	60,528

Note 17 Bank Deposits

There are no restrictions on bank deposits. Employees' tax deductions are secured with a bank guarantee.



DocuSign Envelope ID: E9CB6F57-ADDC-432F-B0E2-20A84544CD38



Note 18 Equity

	Share Capital	Share Premium	Paid in Capital	Hedging Reserve	Pension Reserve	Other Equity	Total Equity
Equity 01.01.2024	7,982	347,100	6,019	3,474	115	26,693	391,382
Capital increase*							0
Cash flow hedges				-10,037			-10,037
Change in equity pension					-49		-49
Profit for the year						58,841	58,841
Equity 31.12.2023	7,982	347,100	6,019	-6,563	65	85,534	440,136

*Capital increase published Jan 18 2024

Note 19 Share Capital and Ownership Information

*The share capital at year end 2024 consists of 37 631 444 shares denominated in NOK with a face value of NOK 1.25 All shares have the same voting right. By change of functional currency 1.1.2008, the share capital was translated using a NOK / USD exchange rate of 0.1815 equaling in a share capital of USD 6 830 034. Total Share capital value in USD 7 981 651 at 12 31 2024.

The Company's ultimate parent company is National Oilwell Varco Inc., which is listed at New York Stock Exchange (NYSE), USA.

The Annual report can be obtained from : National Oilwell Varco Inc., 7909 Parkwood Circle Dr., Houston, Texas 77036, USA or on www.nov.com.

Note 20 Pensions

The Company is required to have an occupational pension program in accordance with the Norwegian law on required occupational pension ("lov om obligatorisk tjenestepensjon"). The Company's pension scheme meets the requirements of that law.

Total amount paid by the Company for the defined contribution program for 2024 were USD 6278000



DocuSign Envelope ID: E9CB6F57-ADDC-432F-B0E2-20A84544CD38



Note 21 Financial Risk

Market Risk

The oilfield products and services industry is highly competitive. NOVN compete with national, regional and foreign competitors. Certain of these competitors may have greater financial, technical, manufacturing and marketing resources than NOVN, and may be in a better competitive position. The following competitive actions can each affect our revenues and earnings and the value of our investment in subsidiaries::

- Price changes
- Oil price
- New product and technology introductions
- Improvements on availability and delivery

In addition, certain foreign jurisdictions and government-owned petroleum companies located in some of the countries in which we compete have adopted policies or regulations which may give local nationals in these countries competitive advantages. Actions taken by our competitors and changes in local policies, preferences or regulations could impact our ability to compete in certain markets and adversely affect our financial results.

Operational Risk

The following factors, in addition to others not listed, could reduce margins on contracts, adversely impact completion of contracts, adversely affect the Company's position in the market or subject us to contractual penalties:

- our failure to adequately estimate costs for making drilling equipment
- our inability to deliver equipment that meets contracted technical requirements
- our inability to maintain our quality standards during the design and manufacturing process
- our inability to secure parts made by third party vendors at reasonable costs and within required timeframes
- unexpected increases in the costs of raw materials
- our inability to manage unexpected delays due to weather, shipyard access, labor shortages or other factors beyond our control
- credit market conditions or financial challenges for consumers of our capital equipment

The Company's existing contracts for rig equipment generally carry significant milestone and progress billing terms favorable to the ultimate completion of these projects and the majority do not allow customers to cancel projects for convenience. However, unfavorable market conditions or financial difficulties experienced by our customers may result in cancellation of contracts or the delay or abandonment of projects.

Any such developments could have a material adverse effect on our operating results and financial condition.

Currency Risk

The Company operates with international customers and vendors and incurs transactions in various different currencies. Most of the Company's salaries and other operating expenses are exposed to Norwegian kroner and a smaller portion of revenue and cost of goods sold are exposed mainly towards Norwegian kroner and Euro.

To minimize the effect of foreign currency fluctuations, the Company enters into foreign exchange forward contracts and balance sheet hedges

Interest Risk

The Company is less exposed towards changes in the fixed income market due to fixed rates on the majority of the long term debt.

Credit Risk

The Company considers the risk from counterparties being unable to fulfil their financial commitments as medium based on the nature of the customers. A substantial portion of the Company's revenue come from international oil companies, international shipyards, international oilfield service companies, and government-owned or government controlled companies. Therefore, the Company has significant receivables in many foreign jurisdictions. If worldwide oil and gas drilling activity or changes in economic conditions in foreign jurisdictions deteriorate, the creditworthiness of the Company's customers could also deteriorate and they may be unable to pay these receivables, and additional allowances could be required.

Historically, the Company's write-offs and provisions for the allowance for doubtful accounts have been immaterial. However, because of the risk factors mentioned above, changes in bad debt allowances could become material in future periods.

Liquidity Risk

The Company considers the cash flow of the Company to be acceptable, and has currently no plans to take further action in respect of liquidity risk. The Company acknowledges the market situation related to Covid-19 outbreak and reduction in oil prices, and monitors our customer portfolio and their performance continuously, and taking measures to adjust to current market situation.

Environmental Risk

The company acknowledge that there is environmental risk related to exploration of oil and gas where most of our customer are doing business.. The Company are focused on reducing environmental impact of our products and decreasing our footprint. We are reducing our customers energy consumption by making our products more energy effective and reuse of energy created. Additionally, we are focused on increasing lifetime of our products and increasing increasing recycling of retired products



DocuSign Envelope ID: E9CB6F57-ADDC-432F-B0E2-20A84544CD38



Note 22 Contingencies

As part of regular business activity, National Oilwell Varco Norway AS will be involved in disputes related to the project deliveries, and some cases will be settled by arbitration or in court. This relates to both claims from National Oilwell Varco Norway AS towards customers or suppliers, and also claims against National Oilwell Varco Norway AS. The Company has evaluated each individual case to ensure proper accounting in the financial statements. We refer to the Company's accounting principles for evaluation criteria.

As of year end 2024, National Oilwell Varco Norway AS is involved in disputes but they are not considered to cause any material impact on future results.

There have been no other events subsequent to the balance sheet date that may cause material impact on the financial position.

Note 23 Subsequent event.

We acknowledge potential impacts of tariffs driven by the US. As per today we do not recognize significant impact as we are taking measures to limit impacts.



Skattedirektoratet

3 OKT 2011

Saksbehandler Torstein Kinden Helleland	Deres dato 21.09.2011	Vår dato 30.09.2011
Telefon 22078139	Deres referanse 78017985	Vår referanse 2011/916292

NATIONAL OILWELL VARCO NORWAY AS
Postboks 401, Lundsiden
4604 KRISTIANSAND S

Dispensasjon fra kravet om utarbeidelse av årsregnskap og årsberetning på norsk språk for National Oilwell Varco Norway AS, org. nr. 936 738 540

Det vises til deres brev mottatt 21. september 2011 samt telefonsamtale i sakens anledning. Det søkes om dispensasjon fra kravet til å utarbeide årsregnskap og årsberetning på norsk språk for National Oilwell Varco Norway AS.

Skattedirektoratet gir på bakgrunn av en konkret helhetsvurdering National Oilwell Varco Norway AS dispensasjon fra kravet til å utarbeide årsregnskap og årsberetning på norsk språk, jf. regnskapsloven § 3-4 tredje ledd.

Bakgrunn

National Oilwell Varco Norway AS er et heleid norsk datterselskap av det amerikanske selskapet National Oilwell Varco Inc. Konsernets arbeidsspråk er engelsk. Konsernet opererer i offshore-sektoren, der engelsk er det klart dominerende språket. All kommunikasjon med konsernets primære kunder og kreditorer skjer på engelsk. På denne bakgrunn utarbeider man regnskap på engelsk da dette er språket som er nødvendig for å kommunisere med konsernselskap og aksjonærer. Den norske versjonen utarbeides kun for å tilfredsstille regnskapsloven.

Skattedirektoratets vurdering

Etter regnskapsloven § 3-4 tredje ledd skal *”årsregnskapet og årsberetningen ... være på norsk. Departementet kan ved ... enkeltvedtak bestemme at årsregnskapet og/eller årsberetningen kan være på et annet språk.”*

I Ot. prp. nr. 42 (1997-1998) Om lov om årsregnskap m.v., er det uttalt følgende om regnskapslovens formål, jf. pkt. 1.1:

”Regjeringen har som siktemål at regnskapsloven skal bidra til informative regnskaper for ulike grupper av regnskapsbrukere. Regnskapsbrukerne er dels investorer og kreditorer som tilfører kapital til foretakene, og dels andre grupper som har interesse av å vite hvordan foretaket drives, f.eks. de ansatte og lokalsamfunnet. Informasjonen til kapitalmarkedet skal gi grunnlag for riktig prising av finansielle objekter. Riktig prisdannelse på aksjer er en forutsetning for at ressursbruken i samfunnsøkonomien skal bli best mulig. Gode regnskaper vil også gjøre det vanskeligere for markedsdeltakere å ta ut spekulasjonsgevinster med basis i skjævt fordelt informasjon.”

Postadresse Postboks 9200 Grønland 0134 Oslo	Besøksadresse Se www.skatteetaten.no Org. nr: 996250318	Sentralbord 800 80 000 Telefaks 22 17 08 60
For elektronisk henvendelse se www.skatteetaten.no		



Det fremgår således at et av hovedformålene med regnskapsloven er å bidra til "*informative regnskaper for ulike grupper av regnskapsbrukere*". Regnskapsbrukere vil omfatte, jf. uttalelsen i proposisjonen, blant andre investorer, kreditorer, ansatte og lokalsamfunnet.

Det er etter Skattedirektoratets vurdering derfor avgjørende ved vurdering av om dispensasjon fra kravet til å utarbeide årsregnskap og/eller årsberetning på norsk, at det ikke foreligger mulige brukere av regnskapsinformasjon som blir vesentlig berørt negativt ved en eventuell dispensasjon.

Som nevnt ovenfor er det særlig hensynet til brukerne av regnskapsinformasjon som skal vurderes ved en dispensasjonssøknad. I denne vurderingen har Skattedirektoratet lagt vekt på at selskapet er heleid av et selskap hjemmehørende i Nederland. Konsernets arbeidsspråk er engelsk. Konsernet opererer i offshore-sektoren, der engelsk er det klart dominerende språket. Videre er det vektlagt at all kommunikasjon med konsernets primære kunder og kreditorer skjer på engelsk.

Vennligst oppgi vår referanse ved henvendelser i anledning saken.

Med hilsen

Inger Johanne Stolt-Nielsen
underdirektør
Rettsavdelingen, foretaksskatt
Skattedirektoratet

Torstein Kinden Helleland



Skattedirektoratet

Saksbehandler
Rune Tystad

Deres dato
31.08.2012

Vår dato
12.09.2012

Telefon
977 59 464

Deres referanse
79687615

Vår referanse
2012/640779

NATIONAL OILWELL VARCO NORWAY AS
Postboks 401, Lundsiden
4604 KRISTIANSAND S

13 SEPT 2012

Fritak for konsernregnskapsplikt for National Oilwell Varco Norway AS, org.nr. 936 738 540

Vi viser til deres brev av 31. august 2012 der det søkes om fritak fra plikten til å utarbeide konsernregnskap for National Oilwell Varco Norway AS.

Skattedirektoratet finner med hjemmel i regnskapsloven av 17. juni 1998 nr. 56 § 3-7 fjerde ledd å kunne gi tillatelse til at det gjøres unntak for konsernregnskapsplikten for National Oilwell Varco Norway AS.

Bakgrunn

National Oilwell Varco Norway AS er 100% eid av det ultimate morselskapet National Oilwell Varco Inc som er hjemmehørende i USA og notert på NYSE. Det ultimate morselskapet avlegger sitt konsernregnskap på engelsk etter USGAAP, og National Oilwell Varco Norway AS med datterselskaper konsolideres inn i konsernregnskapet til National Oilwell Varco Inc.

Forutsetninger for vedtaket

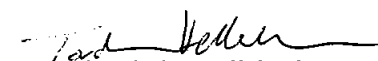
Det forutsettes at National Oilwell Varco Inc utarbeider konsernregnskap som omfatter den regnskapspliktige og dennes datterselskap. Det legges til grunn at dette konsernregnskapet er utarbeidet i samsvar med USGAAP og at kravene i regnskapsloven § 3-7 for øvrig følges.


Bestemmelsene i regnskapsloven kapittel 8 gjelder tilsvarende for dette konsernregnskapet. Morselskapet kan etter forskrift av 7.9.2006 nr. 1062 til utfylling og gjennomføring mv. av regnskapsloven § 3-7-1 utarbeide konsernregnskapet på norsk, svensk, dansk eller engelsk.

Kopi av dette brev må sendes Regnskapsregisteret i Brønnøysund sammen med årsregnskapet. Det påligger den regnskapspliktige å dokumentere ved dette brev at tillatelsen er gitt.

Vennligst oppgi vår referanse ved henvendelser i anledning saken.

Med hilsen


Torstein Kinden Helleland
seniorrådgiver
Rettsavdelingen, foretaksskatt
Skattedirektoratet


Rune Tystad

Postadresse

Postboks 9200 Grønland
0134 Oslo

For elektronisk henvendelse se www.skatteetaten.no

Besøksadresse

Se www.skatteetaten.no
Org. nr: 996250318

Sentralbord

800 80 000

Telefaks

22 17 08 60



**UNITED STATES
SECURITIES AND EXCHANGE COMMISSION
Washington, D.C. 20549**

FORM 10-K

(Mark one)

ANNUAL REPORT PURSUANT TO SECTION 13 OR 15(d) OF THE SECURITIES EXCHANGE ACT OF 1934

FOR THE YEAR ENDED DECEMBER 31, 2024

OR

TRANSITION REPORT PURSUANT TO SECTION 13 OR 15(d) OF THE SECURITIES EXCHANGE ACT OF 1934

Commission file number 1-12317

NOV INC.

(Exact name of registrant as specified in its charter)

Delaware
(State or other jurisdiction
of incorporation or organization)



76-0475815
(IRS Employer
Identification No.)

10353 Richmond Avenue
Houston, Texas 77042-4103
(Address of principal executive offices)

(346) 223-3000
(Registrant's telephone number, including area code)

Securities registered pursuant to Section 12(b) of the Act:

Title of each class	Trading Symbol(s)	Name of each exchange on which registered
Common Stock, par value \$0.01 per share	NOV	New York Stock Exchange

Securities registered pursuant to Section 12(g) of the Act: None

Indicate by check mark if the registrant is a well-known seasoned issuer, as defined in Rule 405 of the Securities Act. Yes No

Indicate by check mark if the registrant is not required to file reports pursuant to Section 13 or Section 15 (d) of the Act. Yes No

Indicate by check mark whether the registrant (1) has filed all reports required to be filed by Section 13 or 15(d) of the Securities Exchange Act of 1934 during the preceding 12 months (or for such shorter period that the registrant was required to file such reports), and (2) has been subject to such filing requirements for the past 90 days. Yes No

Indicate by check mark whether the registrant has submitted electronically every Interactive Data File required to be submitted pursuant to Rule 405 of Regulation S-T during the preceding 12 months (or for such shorter period that the registrant was required to submit such files). Yes No

Indicate by check mark whether the registrant is a large accelerated filer, an accelerated filer, a non-accelerated filer, a smaller reporting company, or an emerging growth company. See the definitions of "large accelerated filer," "accelerated filer," "smaller reporting company", and "emerging growth company" in Rule 12b-2 of the Exchange Act.

Large accelerated filer Accelerated filer Emerging growth company
Non-accelerated filer Smaller Reporting Company

If an emerging growth company, indicate by check mark if the registrant has elected not to use the extended transition period for complying with any new or revised financial accounting standards provided pursuant to section 13(a) of the Exchange Act.

Indicate by check mark whether the registrant has filed a report on and attestation to its management's assessment of the effectiveness of its internal control over financial reporting under Section 404(b) of the Sarbanes-Oxley Act (15 U.S.C. 7262(b)) by the registered public accounting firm that prepared or issued its audit report.

If securities are registered pursuant to Section 12(b) of the Act, indicate by check mark whether the financial statements of the registrant included in the filing reflect the correction of an error to previously issued financial statements.

Indicate by check mark whether any of those error corrections are restatements that required a recovery analysis of incentive-based compensation received by any of the registrant's executive officers during the relevant recovery period pursuant to §240.10D-1(b).

Indicate by check mark whether the registrant is a shell company (as defined in Rule 12b-2 of the Exchange Act). Yes No

The aggregate market value of voting and non-voting common stock held by non-affiliates of the registrant as of June 30, 2024 was \$7.4 billion. As of January 31, 2025, there were 380,819,811 shares of the Company's common stock (\$0.01 par value) outstanding.

Documents Incorporated by Reference

Portions of the Proxy Statement in connection with the 2025 Annual Meeting of Stockholders are incorporated in Part III of this report.



FORM 10-K

PART I

ITEM 1. BUSINESS

General

NOV Inc. (“NOV” or the “Company”) is a leading independent equipment and technology provider to the global energy industry. NOV and its predecessor companies have spent over 160 years helping transform oil and gas development and improving its cost-effectiveness, efficiency, safety, and environmental impact. Over the past few decades, the Company has pioneered and refined key technologies to improve the economic viability of frontier resources, including unconventional and deepwater oil and gas. More recently, by applying its deep expertise and technology, the Company has developed solutions to improve the economics of alternative energy sources.

NOV’s extensive proprietary technology portfolio supports the industry’s drilling, completion, and production needs. With unmatched cross-segment capabilities, scope, and scale, NOV continues to develop and introduce technologies that further enhance the economics and efficiencies of energy production, with a focus on digital solutions, including automation, predictive analytics, and condition-based maintenance.

NOV serves major-diversified, national, and independent service companies, contractors, and energy producers in 59 countries. NOV operates under two segments, Energy Equipment and Energy Products and Services.

Business Strategy and Competitive Strengths

NOV’s primary business objective is to generate above-average, long-term capital returns and further enhance its position as a leading independent global energy technology and equipment provider by delivering solutions that help lower the marginal cost and environmental footprint associated with energy development and production from oil, gas, and renewable sources. NOV’s strategy is to capitalize on economies of scale that arise from its position as a leading provider of equipment and technology to the global energy industry, proprietary technology it continues to develop, and core capabilities and competencies it can apply toward advancing alternative sources of energy. NOV also believes its manufacturing business model is less asset- and capital-intensive than most other participants in the energy industry.

Leverage NOV’s advantages of size, scope, scale, and market position

NOV’s position as a leading independent global energy technology and equipment provider affords several competitive advantages, including:

Economies of scale in procurement and manufacturing. NOV’s global leadership and footprint, spanning almost every major oil and gas market, provide the Company with economies of scale, enabling a unique global supply chain, which allows materials procurement from lower-cost sources. The Company’s global manufacturing footprint and diverse production flexibility also enable NOV to rapidly adapt to demand changes, efficiently leverage manufacturing capacity in high-demand areas, and manufacture goods in lower-cost jurisdictions. NOV’s geographic diversity also reduces potential revenue volatility from shifts in activity location, regional differences in energy prices, and adverse weather events.

Scope and scale for distribution and marketing. With operations in 59 countries, NOV has developed an efficient worldwide distribution network and relationships with virtually every oil and gas producer, service company, and contractor. NOV uses its customer relationships and distribution capabilities to accelerate the commercialization of new products and technologies. NOV also routinely develops technologies for the global marketplace where the Company’s infrastructure allows for quick market penetration and creation of a first-mover advantage with standardized operations around certain products.

Reputation, experience, and benefits of fleet standardization. NOV believes its reputation and experience make its products a lower-risk purchase for customers. The Company benefits from customer efforts to standardize training, maintenance, and spare parts, resulting in reduced downtime and inventory-stocking requirements, lower training costs, and better safety. Customers may prefer standardized equipment from NOV, a well-capitalized market leader with which they can enter into long-term service agreements that offer advanced analytics and condition monitoring to maximize uptime and reduce the total cost of equipment ownership.

Large installed base of equipment. As a leading original equipment manufacturer (“OEM”) for oil and gas operations, NOV believes it is well positioned to provide aftermarket support for its large base of installed equipment. Most service companies prefer, and many of their customers demand, OEM aftermarket support. Customers frequently encounter higher risk and cost when they purchase and use potentially incompatible products from different vendors, particularly where products must interact through complex interfaces, which are common sources of failures and unplanned costs. Additionally, certain past events have increased the industry’s risk profile with government regulatory bodies, which have shown a strong preference for OEM service contractor critical equipment maintenance.



Leverage NOV's market position to accelerate the digitization of the energy industry

NOV's experience, scale, and market position, along with its proficiencies in control systems, sensors, field instrumentation, and data acquisition makes the Company a logical choice to provide a digital platform for the energy industry that consumes all operational data, regardless of the service-provider. Additionally, NOV's well-established, global field-service infrastructure affords the Company a distinct capability and advantage in the commercialization and support required to deploy digital solutions that must collect, aggregate, and transmit field-level data from complex machinery and equipment in harsh environments. NOV is investing considerable time and resources to develop its Max™ platform and Max™ edge devices, which enable large-scale collection, aggregation, and analytics of real-time equipment and process data, both at the edge and in the cloud. The Company's Max platform and analytics services also allow users to apply artificial intelligence and machine learning to operational data, enabling better decision-making for more efficient, more productive, safer, and less carbon intensive operations.

Develop proprietary technologies and solutions that assist energy producers in reducing their marginal cost of supply

NOV strives to further develop its substantial technology portfolio and is known for developing innovative customer productivity solutions. The Company is well positioned to introduce breakthrough technologies that enhance efficiencies and address industry needs, to generate strong returns. The Company believes its cross-business-unit expertise uniquely positions NOV to pioneer proprietary technologies across its business lines. For example, NOV's segments jointly introduced closed-loop drilling technologies, which link real-time data from the well bottom to drilling rig controls and use machine learning to drive greater efficiency. NOV works closely with customers to identify needs, and its technical experts use internal capabilities to develop value-added technologies.

Capitalize on and drive end-market fragmentation

Technology and product availability to all industry participants is a key tenet of NOV's business model. To the extent NOV can provide equipment and technology products that are equal to or better than those developed by the major oilfield service providers, it will prevent any one organization from having a proprietary advantage and therefore drive fragmentation. This fragmentation expands NOV's customer base and avoids customer concentration in most of its businesses. NOV has resisted the recent trend toward vertical integration, leaving the Company in an attractive and unique position as the largest global independent technology and equipment provider to the oilfield service sector. Governments in certain international markets are pursuing initiatives that drive local content and greater local employment. The Company expects that these actions will likely prompt more local startup enterprises, further expanding demand for NOV's equipment.

Leverage core capabilities and competencies to assist customers in efforts to reduce their environmental footprint and improve the economics of alternative sources of energy

NOV's engineering expertise, complex global supply chain management, low-cost manufacturing, and large-scale energy infrastructure development provide unique capabilities to help customers economically diversify the energy mix. The Company has pioneered numerous innovations that help reduce emissions in oilfield operations. NOV is also a leading geothermal equipment and technology provider, offering a broad array of tools and equipment specifically designed for the ultra-harsh conditions associated with geothermal development. Additionally, with expertise in offshore heavy-lift equipment and naval architectural design, the Company is the leading equipment and technology provider for purpose-built vessels used to build, install, and maintain offshore wind towers and turbines. The Company sees promise in development and commercialization of novel products and technologies to improve the efficiencies and economics of land and offshore-based wind, geothermal power generation, and carbon capture and sequestration.

Employ a capital-light business model with the ability to quickly scale operations

NOV's manufacturing facilities require relatively low investment and maintenance expenses versus the sales they enable. NOV manufactures a diverse line of products and improves efficiency by shifting production runs to high-demand or lowest-cost facilities. The Company also benefits from a customer base requiring technically complex equipment for use in extreme environments.

NOV's infrastructure leverages the energy industry's cyclicity. As commodity prices rise, the industry typically enters an expansionary phase, and equipment orders increase. NOV is able to ramp up manufacturing capacity quickly to capture the up-cycle value while meeting customer demand. During down-cycles, the Company's focus is internal efficiency and technological advancement. NOV's continuous pursuit of cyclical technological initiatives enhances its ability to drive long-term customer and shareholder value. The Company also outsources non-critical machining operations with lower tolerance requirements during increased activity and brings the machining operations back into Company-owned facilities during down-cycles for lower cost and effective utilization.



Employ a conservative capital structure with ample liquidity to capitalize on volatility associated with the oil and gas industry

NOV maintains a conservative capital structure with an investment-grade credit rating and ample liquidity. The Company carefully manages its capital structure by continuously monitoring cash flow, capital spending, and debt capacity. Maintaining financial strength inspires confidence from customers who make large purchase commitments delivered over multi-year timeframes and who expect NOV to support their equipment with OEM aftermarket parts and services for decades to come. NOV's strong balance sheet provides flexibility to execute its strategy, including advancing technological offerings, through industry volatility and commodity price cycles. The Company intends to maintain a conservative approach to balance sheet management to preserve operational and strategic flexibility.

Business Segment Overview

NOV operates under two reporting segments that are organized to optimize resource allocation, accelerate innovation, improve customer service, and drive stronger results. NOV executes its business strategy under the following two segments:

Energy Products and Services provides the critical tools, equipment, and services to safely maximize efficiency, reliability, and economics in the upstream oil and gas, renewables, and industrial markets. The segment's offerings tend to be more transactional and shorter-cycle in nature. Revenues are derived from sales of consumable products, services and rentals, and sales of shorter-lived, or single-application, capital asset sales.

The segment's offerings include:

- **Drill Bits.** NOV is a premier technical provider of performance-engineered drill bits and borehole enlargement products to help operators improve well construction efficiency and economics by breaking rock during rotary drilling operations. The Company designs, manufactures, sells, and rents high-quality, customized fixed cutter drill bits using industry-leading cutter technology. The portfolio also includes roller cone drill bits, borehole enlargement tools that excel in the most demanding applications, and coring tools and services.
- **Downhole Tools.** NOV is a leading independent drilling and intervention downhole tools equipment supplier with engineering teams, manufacturing facilities, supply hubs, and service centers situated in oil and gas activity regions. The Company's constantly evolving product portfolio includes downhole drilling motors, agitator systems, and measurement-while-drilling, logging-while-drilling, fishing, and thru-tubing tools. NOV's offerings enable significant efficiency increases for directional and extended lateral well drilling, workovers and intervention operations.
- **Completion Tools.** NOV offers a differentiated portfolio of proprietary products and solutions to support well construction and horizontal multistage completions. The company offers multistage frac technologies, including dissolvable frac plugs, frac sleeves, toe initiation burst port systems, and recyclable setting tools that enhance hydraulic fracturing efficiency. NOV also provides critical well construction components such as surface casing and liner hangers that ensure structural integrity and operational reliability.
- **Artificial Lift Systems.** NOV is a leading designer and manufacturer of electric submersible pumps, high viscosity pumps, and surface pumps designed to optimize productivity and reliability.
- **Tubular Inspection & Coating Services.** NOV is a leading provider of tubular coating and inspection services for drill-pipe and other oil country tubular goods ("OCTG"). The company has over 80 years of history offering these services and provides a fully-integrated inspection, coating, and repair process along with specialized composite sleeves and liners that protect tubulars from harsh downhole conditions, ensuring equipment durability throughout the entire well lifecycle.
- **Solids Control and Waste Management Services.** NOV is a leading provider of solids control and waste management equipment and services. The Company provides field services and manufactures, sells, and rents highly engineered solids control equipment that efficiently separates solid drill cuttings and reclaims drilling fluids for reuse. NOV also provides waste management (both onsite and at centralized locations), including transport and storage, and water management solutions. The Company incorporates proprietary technologies in the delivery of such solutions, including its thermal desorption systems that efficiently minimize and treat drilling waste at the source for safe on-site disposal, significantly improving the efficiency of costly activities such as barge vessel trips, crane lifts, and trucking transport while also reducing the carbon emissions from the same.
- **MPD Equipment and Rentals.** NOV is a leading provider of managed pressure drilling (MPD) equipment and services. The Company provides a broad spectrum of MPD solutions to help manage wellbore pressures and optimize drilling performance. Offerings include rotating control devices, managed pressure drilling manifolds, full drilling control network integration, and engineering services.
- **Digital Solutions.** NOV is a leading independent provider of data and digital solutions to the energy industry. Supported by a global field service infrastructure and technologically advanced equipment and sensors for harsh environments, the Company acquires, aggregates, and delivers real-time drilling, completion and production data to enable edge and cloud



analytics, which improve operational efficiencies, well productivity, and safety. Utilizing its proprietary wired drill pipe, NOV offers Downhole Broadband Solutions (DBS) to provide real-time, broadband data from the bottom-of-the-hole and along the drill string, to improve well placement, reduce well delivery times, and increase production.

- *Drill Pipe.* NOV is a leading provider of precision-engineered drill pipe and drill-stem equipment. The Company leverages its metallurgy expertise and premium connection technologies to offer an innovative drill pipe product portfolio for applications ranging from the simplest vertical land well to deepwater, extended-reach, high-pressure/high-temperature wells.
- *Conductor Casing Connections.* NOV provides proprietary connectors and integral thread solutions for oil and gas applications including conductor strings, surface casing, and liners, with diameters ranging from 16 to 72 inches. The Company's advanced connectors are designed to withstand high fatigue loading and include connector products where threads are machined on high strength forging material then welded to pipe, and integral-threaded wedge connectors with pin and box threads that are machined directly on the ends of pipes.
- *Composite Solutions.* NOV is a leading provider of high-end composite pipe, tanks, and structures engineered to address complex corrosion and weight constraints across a diverse range of demanding applications, including oil and gas, chemical processing, industrial environments, wastewater management, fuel handling, marine and offshore industries, geothermal energy, and rare earth mineral extraction.

Energy Equipment designs, builds, and supports capital equipment and integrated systems used in oil and gas exploration and production, both onshore and offshore, as well as for industrial, marine, and renewable energy markets. Revenues are derived from sales of capital equipment and aftermarket spare parts, repair, and rentals, as well as comprehensive technical support, field service, and training. In addition to traditional aftermarket support, NOV offers subscription services including analytics, condition monitoring, and digital performance solutions that enhance operational efficiencies, increase up-time, and reduce the total cost of ownership of many of the Company's products. Most of the segment's capital equipment offerings are longer-lead-time products, requiring more than three months to manufacture and deliver, and meet the Company's criteria to be reported as backlog when firm orders are received.

The segment's offerings include:

- *Drilling Equipment.* NOV provides advanced land rigs, complete offshore drilling packages, and rig components designed to mechanize and automate complex drilling rig processes, including automation control systems and robotics solutions. The portfolio includes designs that changed the way rigs are operated, such as the TDS top drive drilling system and automated iron roughneck. Evolving with market needs, the portfolio includes solutions to reduce energy consumption and enable energy regeneration, resulting in reduced emissions profiles. Aftermarket offerings include upgrades of existing equipment and systems, spare parts, repair, and rentals, as well as comprehensive remote equipment monitoring, technical support, field service, and customer training through an extensive aftermarket facilities network strategically located in major drilling areas around the world.
- *Intervention and Stimulation Equipment.* NOV designs and manufactures capital equipment, related consumables, and digital products for hydraulic stimulation, coiled tubing, and wireline services. Hydraulic stimulation offerings include conventional and next-generation-technology configurations of high-pressure pumping units, along with process equipment such as hydration units, chemical additive systems, blenders, and control systems, along with consumables including centrifugal pumps, valves, seats, and flowline equipment. Coiled tubing equipment offerings include coiled tubing units, injector heads, tubing strings, pressure control and nitrogen support equipment. Wireline offerings include electric line and slickline trucks and skids, and pressure control equipment. Through NOV's Max™ digital platform, the Company leverages its integrated control and data acquisition systems to provide comprehensive equipment status and operational process insights, to optimize job efficiency and extend the equipment life. NOV supports all its equipment with comprehensive repair, recertification, and other services through a global aftermarket facility network.
- *Marine Equipment.* NOV provides heavy-lift cranes, a large range of knuckle-boom and lattice-boom cranes, with active heave capabilities, deck-handling machinery, mooring and anchoring systems, a full range of jacking systems for drilling rigs, wind turbine installation vessels, other offshore construction vessels, and specialized equipment and machinery for installing offshore wind towers, turbines, and blades, offshore pipelines and offshore power transmission cables. Additionally, NOV designs offshore jack-up and floating rigs, wind turbine and cable lay vessels, and floating offshore wind structures. NOV's marine solutions serve the oil and gas industry as well as wind energy and other marine-based end markets.
- *Process Systems.* NOV provides integrated processing solutions for the separation and treatment of oil, gas, solids, seawater, and produced water production. Drawing on a deep understanding of gas and fluids behavior from more than 40 years of experience, NOV's engineers and project managers design and build integrated systems that provide water treatment, separation, sand management, hydrate inhibition and gas processing for use both on and offshore. For deepwater



applications these systems come together to supply comprehensive solutions for floating production, storage, and offloading (“FPSO”) vessels. Leveraging processing expertise, NOV also offers carbon capture solutions, including amine-based carbon capture technologies, complementary processing systems, including CO₂ dehydration, and mooring systems, to secure floating facilities used to process, condition, and inject CO₂ into offshore subsurface geologic formations.

- *Subsea Production Systems.* NOV is a leading designer and manufacturer of flexible subsea pipe systems designed to convey hydrocarbon production from the wellhead to production facilities in demanding offshore conditions. Flexible pipes are highly engineered, complex, helically-wound structures composed of multiple unbonded steel and composite layers, allowing them to withstand the demanding pressures and tensile loads of deepwater production while remaining resistant to wave- and tidal-induced fatigue. NOV also offers an assortment of critical subsea production equipment, such as water injection and tie-in connector systems, subsea storage units, and other related products.
- *Production and Midstream Equipment.* NOV designs and manufactures a variety equipment used in production and midstream operations, including: reciprocating, multistage, and progressive cavity pumps, midstream products, such as closures, transfer pumps, chokes and valves; and artificial lift support systems, including production BOPs and stuffing boxes.
- *Industrial Equipment.* NOV provides specialized, technology-driven mixers, heat exchangers, and progressive cavity pumps to process high-viscosity liquids in a variety of end markets. Marketed under globally recognized brands known for quality and reliability and backed by more than 75 years of advanced fluid-handling experience, NOV’s industrial pumps and mixers serve a wide breadth of end markets, including biogas, food and beverage, water/wastewater, chemical, mineral processing, pulp and paper, pharmaceutical, and general industrial processes.

See Note 16 to the Consolidated Financial Statements for financial information by segment and a geographical revenue and long-lived asset breakout. We have also included a glossary of oilfield terms at the end of Item 1. “Business” of this Annual Report.

NOV Low-Carbon Solutions

As a leading independent global energy technology and equipment provider, NOV is focused on helping its customers improve efficiencies, lower costs, improve reliability, and reduce the environmental impact of producing energy. Lower-cost, cleaner sources of energy significantly contribute to raising the global standard of living by powering economic development, enabling better infrastructure, healthcare, and education, and facilitating the production of goods and services that improve quality of life. NOV leverages its core competencies to assist customers’ efforts to reduce their environmental impact and carbon emissions. While oil and gas will remain critical to many parts of the global economy, the drive to reduce emissions represents an enormous economic opportunity for organizations that can improve the economic competitiveness of renewable energy and lower-carbon solutions. NOV is working to develop proprietary solutions to improve project execution, drive higher capital returns, and lower levelized costs of energy (“LCOE,” which is a measure of the average net present cost of electricity generation over a source’s lifetime) associated with renewable energy and low-carbon solutions.

Offshore Wind

NOV is a value-added partner capable of meaningfully reducing offshore wind project execution risk. The Company has a broad and growing portfolio of relevant technology, an extensive track record of successfully managing complex marine projects, long-standing relationships with global shipyards, and a robust global supply chain accustomed to stringent quality and traceability.

Wind turbine installation vessels (WTIVs). NOV is the leading global equipment and design provider for offshore wind turbine installation vessels. NOV expects continued demand from the global offshore wind installation vessel market, driven primarily by the need for larger vessels required to support the installation of larger, higher-capacity wind turbines. The vessels required to install taller, heavier turbines are similar to those previously designed by NOV and are relatively consistent across global geographies.

Cable-lay systems for offshore wind infrastructure. NOV has leveraged its expertise in cable-lay systems to provide carousel designs for offshore interconnector and interarray cable-lay vessels that support the infrastructure buildout necessary to aggregate and transmit power from offshore wind farms to shore. The Company has received several recent orders and anticipates additional demand for cable-lay vessels, driven by international offshore renewable energy projects and electrification demand.



Floating wind. NOV believes that the nascent floating offshore wind market may present one of the great renewable resource opportunities of the next decade. NOV is actively developing new products and technologies to support this industry alongside its legacy portfolio, which includes cranes, winches, mooring systems, cable-lay systems, ballasting systems, and chain connectors and tensioners. NOV has developed a patent-pending Tri-Floater semi-submersible floating foundation that requires less steel than competing offerings. NOV is also designing several proprietary lifting and handling tools for streamlined turbine component installation. Today, the floating offshore wind market is in the pre-commercial development phase, with industry players focused on proofs of concept and mitigating execution risk.

Onshore Wind

NOV is developing technology to lower onshore wind's LCOE by economically constructing increasingly tall wind towers. Taller wind towers improve wind farm economics by allowing larger turbines to reach stronger winds, significantly increasing energy capture, lowering energy cost, and expanding the regions where wind projects can be profitably developed.

The Company has developed a patented tapered spiral-welding process that enables automated wind tower section production. Now in the early stages of commercialization, this proprietary process could significantly decrease tower section production times and reduce costs. Additionally, in time the process could enable in-field manufacturing operations, which could reduce costs and eliminate many logistical limitations of transporting the larger-diameter sections necessary for tall tower developments.

To support taller tower wind farm construction, NOV is developing a fit-for-purpose onshore wind tower erection system, built upon the intellectual property, control systems, and experience developed through mobile desert and arctic drilling rig design. The patent-pending system creates a structurally-sound, mobile tower crane that is expected to significantly improve the safety, reliability, and efficiency of tall wind tower installation processes.

Geothermal

Today, many of NOV's oil and gas products are used for drilling geothermal wells. NOV's drill pipe, drill pipe coatings, liner hangers, completion tools, drill bits, and full land rig packages have been a critical part of global geothermal development. Further, with geothermal power generation's recently renewed traction, NOV has developed new proprietary products that address many unique geothermal production challenges worldwide.

Carbon Capture and Sequestration

NOV is positioned to play a meaningful role in the growing carbon capture and sequestration industry. NOV's gas processing technology enables CO₂-from-hydrocarbon separation, dehydration, and liquification, all vital parts of the carbon capture chain. In addition, the business's turret and mooring systems used in offshore production facilitate the development of offshore carbon re-injection sites.

Lowering the Carbon and Environmental Footprint of the Oil & Gas Industry

NOV is committed to providing products and services that economically reduce carbon intensity and deliver superior performance. The Company has pioneered numerous solutions for improving the industry's safety and environmental footprint, including NOV's closed-loop solids control systems, regenerative power systems, dual-containment flowline technologies, solar pumping systems, and hydrocarbon leak detection systems, among others. NOV remains committed to reducing emissions and improving industry sustainability and has recently commercialized several new offerings including:

NOV's PowerBlade™ Kinetic Energy Recovery System is a regenerative braking technology that utilizes both flywheel energy and lithium-ion battery energy storage to significantly reduce fuel consumption and emissions associated with drilling and hoisting. The PowerBlade system captures and regenerates electrical energy that would have previously dissipated as heat when a drawworks, crane, or winch slows and stops. The PowerBlade system then returns this energy when needed.

NOV's Maestro™ smart configurable power management system helps operators reduce fuel consumption while maintaining safe drilling operations. The Maestro system effectively calculates and determines the optimized and safe level of required power generation in real-time and optimizes power consumption on the rig to reduce emissions.

NOV's EcoBooster™ system enables peak power shaving in hydraulic power systems and minimizes the number of active pumps needed for each operation, resulting in reduced fuel consumption and emissions savings of up to 80%. The short term power peaks are covered with flow from accumulators connected to the ringline piping by a smart valve. An added benefit of the EcoBooster™ system is improved equipment performances as the hydraulic response from accumulators is quicker than ramping up pumps.

NOV's iNOVaTHERM™ waste management system incorporates thermal desorption technology that efficiently minimizes and treats drilling waste at the source for safe on-site disposal, significantly reducing costly carbon-emitting activities, such as barge vessel trips, crane lifts, and trucking transport. NOV's advanced waste management systems with real-time monitoring play an integral role in reducing the risks associated with waste in transit and decreasing the industries' overall emissions operations.



NOV's Ideal eFrac™ pressure pumping equipment delivers advanced well stimulation technology to dramatically reduce emissions and decrease ownership cost. The patent-pending Ideal eFrac system enhances wellsite safety by reducing complexity and removing personnel from hazardous environments. In addition to lower operating emissions and greater power density, the Ideal eFrac system is less disruptive to neighboring communities because it reduces truckloads by 40 percent, enables a smaller footprint, and reduces noise.

NOV's eDrive™ system for wireline skids and hybrid wireline trucks provides a more sustainable solution for interventions by making customers' operations less impactful on the environment and strengthening regulatory compliance.

Markets and Competition

The Company's customers are predominantly service companies, oil and gas companies, and shipyards. Products within Energy Products & Services are sold and rented worldwide through NOV's sales force and through commissioned representatives. Substantially all of Energy Equipment's capital equipment and spare parts sales, and a large portion of smaller pumps and parts sales, are made through NOV's direct sales force and distribution service centers. Sales to foreign oil companies are often made with or through representative arrangements.

The Company's competition consists primarily of publicly traded oilfield service and equipment companies and smaller independent equipment manufacturers in the oil and gas, industrial, and renewable energy equipment markets.

The Company's foreign operations, which include significant operations in the Middle East, Africa, Latin America, the Far East, Canada and Europe are subject to the risks normally associated with conducting business in foreign countries, including foreign currency exchange risks and uncertain political and economic environments, which may limit or disrupt markets, restrict the movement of funds or result in the deprivation of contract rights or the taking of property without fair compensation. Government-owned oil and gas companies located in some of the countries in which the Company operates have adopted policies (or are subject to governmental policies) giving preference to the purchase of goods and services from companies that are majority-owned by local nationals. As a result of such policies, the Company relies on joint ventures, license arrangements, and other business combinations with local nationals in these countries. See Note 16 to the Consolidated Financial Statements for information regarding geographic revenue information.

Influence of Oil and Gas Activity Levels on the Company's Business

The oil and gas industry has historically experienced significant volatility. Demand for the Company's products and services depends primarily upon the general level of activity in the oil and gas industry worldwide. Oil and gas activity is in turn heavily influenced by, among other factors, oil and gas prices worldwide. High levels of drilling and well remediation drive demand for the Company's products and services. Additionally, high levels of oil and gas activity increase cash flows available for oil and gas companies, drilling contractors, oilfield service companies, and manufacturers of OCTG to invest in equipment that the Company sells.

See additional discussion on the current worldwide economic environment and related oil and gas activity levels in Item 1A. "Risk Factors" and Item 7. "Management's Discussion and Analysis of Financial Condition and Results of Operations."

Seasonal Nature of the Company's Business

Historically, activity levels of some of the Company's segments have followed seasonal trends to some degree. The Company typically realizes a more pronounced level of spending during the fourth quarter, and a decline in the first quarter, in certain of its businesses, which it believes is related to annual budgetary cycles and winter weather. On average, first quarter revenues through the past five years have declined 6.9% sequentially from the fourth quarter. Extremely harsh winter weather can reduce oilfield operations in far northern or high-altitude locations, including parts of Colorado, Canada and China, and the annual thaw (or "breakup") in Canada makes some unimproved roads inaccessible to heavy equipment during part of each second quarter. Both situations temporarily reduce demand for the Company's products and services in the affected geographic area, although revenues generally recover once conditions improve. Fluctuations in customers' activity levels caused by national or customary holiday seasons and annual budgetary cycles can also affect their spending levels with the Company, leading to both temporary local decreases and increases in sales. While the Company anticipates that the seasonal and other trends described above may continue, there can be no guarantee that spending by the Company's customers will continue to follow patterns seen in the past.

Research and New Product Development and Intellectual Property

The Company believes that it has been a leader in the development of new technology and equipment to enhance the safety and productivity of drilling and well servicing processes and that its sales and earnings have been dependent, in part, upon the successful introduction of new or improved products. It also invests in new technologies related to its non-oil and gas business as well as renewable energy-related technologies. Through its internal development programs and certain acquisitions, the Company has assembled an extensive array of technologies protected by a substantial number of trademarks, for both goods and services, patents, trade secrets, and other proprietary rights.



As of December 31, 2024, the Company held a substantial number of granted patents and pending patent applications worldwide, including U.S. patents and U.S. patent applications as well as patents and patent applications in a variety of other countries. Expiration dates of such patents range from 2025 to 2044. Additionally, the Company maintains a substantial number of trademarks for both goods and services and maintains a number of trade secrets.

Although the Company believes that this intellectual property has value, competitive products with different designs have been successfully developed and marketed by others. The Company considers the quality and timely delivery of its products, the service it provides to its customers, and the technical knowledge and skills of its personnel to be as important as its intellectual property in its ability to compete. While the Company stresses the importance of its research and development programs, the technical challenges and market uncertainties associated with the development and successful introduction of new products are such that there can be no assurance that the Company will realize future revenue from new products.

Manufacturing and Service Locations

The manufacturing processes for the Company's products generally consist of machining, welding and fabrication, heat treating, assembly of manufactured and purchased components, and testing. See properties list in Item 2 for information regarding primary facilities.

Raw Materials

The Company believes that materials and components used in its operations are generally available from multiple sources. The prices paid by the Company for its raw materials may be affected by, among other things, energy, steel, and other commodity prices; tariffs and duties on imported materials; and foreign currency exchange rates. The Company has experienced rising, declining, and stable prices for milled steel and standard grades and has generally seen stainless alloy product prices continue to rise. The Company has generally been successful in its effort to mitigate the financial impact of higher raw materials costs on its operations by applying surcharges to, and adjusting prices on, the products it sells. Higher prices and lower availability of steel and other raw materials the Company uses in its business may adversely impact future periods.

Backlog

The Company monitors its backlog of orders to guide its planning. Backlog includes orders from the Company's Energy Equipment segment that typically require more than three months to manufacture and deliver.

Backlog measurements are based on written orders that are firm but may be defaulted upon by the customer in some instances. Most require reimbursement to the Company for costs incurred in such an event. There can be no assurance that the backlog amounts will ultimately be realized as revenue, or that the Company will earn a profit on backlog work. Backlog at December 31, 2024, 2023 and 2022 was \$4.4 billion, \$4.1 billion and \$3.8 billion, respectively.

Human Capital

NOV's 34,010 global, diverse employees use their skill and expertise to provide the products and services that help our customers operate safely, efficiently, sustainably, and competitively. NOV's team designs and manufactures a broad array of equipment and technology, from some of the heaviest, largest, and most complex mobile machines on earth (on and offshore drilling rigs, wind turbine installation vessels, and FPSOs) to very small precision sensors and measuring devices.

NOV's employee base includes:

- *Inventors, designers, scientists, and engineers (including mechanical, electrical, chemical, hydraulic, materials, computer, software, data analytics, and other disciplines)* who design and improve the equipment, electronics, software, services and process that bring value to NOV's customers;
- *Technical sales, marketing and training professionals* who educate customers, the industry, and our own organization about NOV's many products, services, and unique capabilities;
- *Supply chain, logistics, warehousing, and quality testing professionals* who ensure our factories, workshops, repair centers and field technicians have the right materials and tools to do their jobs efficiently;
- *Production and service planners and schedulers, project managers, and process design and Quality Health Safety and Environmental professionals* who plan, manage, and monitor the activities of our workforce to ensure high-quality, efficient, safe, and environmentally compliant operations;



- *Machinists, metal fabricators, welders, assemblers, pipe fitters, riggers, electronics technicians, system integrators, composite material fabricators, paint and industrial coatings specialists, and other skilled trade professionals* who use a wide variety of industrial processes, tools, and techniques to transform raw materials and purchased components into the many products NOV sells;
- *Field service engineers, mechanics, and technicians* who maintain, service, repair, and upgrade NOV equipment and, in some cases, assist customers with its operation;
- *Business leaders and managers* who create business strategies and targets, assess goals and priorities, and allocate resources to ensure NOV's employees have the tools they need to get the job done and further build the Company's competitive advantages; and
- *Support function professionals, including: Information Technology, Human Resources, Legal, Compliance, Clerical, and Accounting and Finance* who support operations to keep the business infrastructure and administrative burdens flowing.

34% percent of NOV employees work in the United States, 20% in Europe, 14% in Latin America, 13% in the Asia Pacific region, 13% in the Middle East and Africa, 3% in Canada and 3% in China. The Company's 551 physical locations include manufacturing plants, research facilities, machine shops, office buildings, warehouses, and distribution centers where between 20 to 1,100 people work, and repair shops, rental tool bases, sales offices and other small locations where between 5 to 200 people work. Many NOV employees travel to work at customer locations, including onshore and offshore drilling sites, shipyards, and other industrial locations where equipment needs installation, commissioning, service, or repair, or where customers need training or technical support.

NOV's success depends on these dedicated, skilled hardworking employees. The Company strongly believes that safeguarding and supporting the health, safety, diversity, respect, skills, career satisfaction, and wellbeing of NOV's employees are critical to the success of the business. The Company's Human Resources and Health Safety and Environmental organizations provide policies, oversight, monitoring, resources, training, and assistance companywide that are designed to foster a culture that embraces this belief.

Safety

Protecting the health and safety of all stakeholders is a core value. NOV maintains comprehensive monitoring and tracking of reportable injuries, reviewed each quarter by our operating Segment Presidents with the CEO, CFO, and Chief HSE Officer (including significant injuries, root cause analysis, and remediation measures). Successful safety programs and campaigns are also shared across the Company's operations, including:

- Stop Work Authority – all NOV employees have the authority, responsibility, and duty to stop an unsafe act, practice, or job;
- Life Saving Rules – standardized rules aligning NOV with industry partners to reduce the risk of serious injury or death associated with critical hazards in the workplace;
- Safety Audits – programs coordinating safety walk-throughs, observations, and improvements at NOV facilities; and
- Safety stand downs – pausing normal operations for general safety meetings or to address a specific risk.

Health and wellbeing

The Company offers locally competitive health benefits, paid holidays and time off, and retirement benefits to our employees. In the US this includes health, vision and dental insurance, life insurance, disability insurance, a 401(k)-retirement savings plan, an employee assistance program, and a wellness program.

Diversity and inclusion

NOV recognizes that diversity of thought, insight and experiences, culture, talent, and education contribute to achieving the Company's goals. NOV is committed to maintaining a diverse workforce, fostering inclusion, and providing equal opportunities based on merit and performance, which can lead to more innovative and creative business solutions, more informed decision-making, greater employee engagement, and better retention and recruitment of top talent.

In support of this commitment, NOV has implemented training programs covering the Company's *Code of Conduct and Business Ethics* and *Harassment in the Workplace*.

Across NOV's global workforce, women make up 16% of all employees, 23% of salaried employees, 20% of the C-Suite and hold 27% of the Company's Board of Directors seats.



Career satisfaction and skills

NOV tracks and monitors data on the employee experience including hiring, turnover, and promotion trends. The Company also obtains employee feedback through 'pulse' surveys which measure employee engagement across several areas. Human resources managers and business managers across the Company review this information to identify areas for improvement and create remediation strategies.

The Company invests in opportunities for employee education, growth, and development, providing comprehensive training opportunities in technical, managerial, and leadership skills. Some programs include *Powering Excellence* designed for current and potential business leaders, *Supervisor Training and Resources (STAR)* and *Leading Self and Others* designed for new managers, as well as many other courses through the Company's dedicated Technical Training Centers based in Houston, Singapore, UAE, Norway, UK, and South America.

Available Information

The Company's principal executive offices are located at 10353 Richmond Avenue, Houston, Texas 77042. Its telephone number is (346) 223-3000. Further information about the Company's products and services can be found on its website at: www.nov.com. The Company's common stock is traded on the New York Stock Exchange under the symbol "NOV". The Company's annual reports on Form 10-K, quarterly reports on Form 10-Q, current reports on Form 8-K, and all related amendments are available free of charge on the Investor Relations portion of the Company's website, www.nov.com/investor, as soon as reasonably practicable after such material is electronically filed with, or furnished to, the Securities and Exchange Commission ("SEC"). The Company's Code of Ethics is also posted on its website. The information posted on the Company's website is not incorporated by reference into this Annual Report on Form 10-K.



ITEM 1A. RISK FACTORS

You should carefully consider the risks described below, in addition to other information contained or incorporated by reference herein. Realization of any of the following risks could have a material adverse effect on our business, financial condition, cash flows and results of operations.

Industry Environment and Operations Related

We are dependent upon the level of activity in the oil and gas industry, which is volatile and has caused, and may cause future, fluctuations in our operating results.

The oil and gas industry historically has experienced significant volatility. Demand for our products and services depends primarily upon the number of oil rigs in operation, the number of oil and gas wells being drilled, the depth and drilling conditions of these wells, the volume of production, the number of well completions, capital expenditures of other oilfield service companies and the level of workover activity. Drilling and workover activity can fluctuate significantly in a short period, particularly in the United States and Canada. The demand and pricing for our products and services will continue to be influenced by numerous factors over which we have no control, including:

- current and anticipated future prices for oil and natural gas and volatility in supply and demand and pricing for oil and natural gas;
- the impact on markets from the Organization of Petroleum Exporting Countries (“OPEC”) and other countries, such as Russia, based on voluntary production limits;
- interruptions in supply chains caused by war, geo-political conflict, trade sanctions or other restrictions placed on oil producing countries, such as Russia, Iran, and Venezuela or otherwise placed on trade and commerce;
- the level of production by non-OPEC countries including production from U.S. shale plays;
- the level of excess production capacity;
- the cost of exploring for and producing oil and gas;
- the level of drilling activity and drilling rig dayrates;
- catastrophic events, such as public health crises, e.g., the COVID-19 pandemic or other geopolitical events, such as war or terrorist activities,
- availability and access to potential hydrocarbon resources;
- governmental political requirements, regulation and energy policies;
- evolving environmental and climate change policies and regulations and fluctuations in political conditions in the United States and abroad which adversely impact exploration or development of oil or gas;
- increased capital requirements imposed upon the oil and gas industry to comply with heightened air emissions control requirements and regulations;
- currency exchange rate fluctuations and devaluations; and
- development of alternate energy sources.

Expectations for future oil and gas prices cause many shifts in the strategies and expenditure levels of oil and gas companies, drilling contractors, and other service companies, particularly with respect to decisions to purchase major capital equipment of the type we manufacture. Oil and gas prices, which are determined by the marketplace, may remain below a range that is acceptable to certain of our customers, which could continue the reduced demand for our products and have a material adverse effect on our financial condition, results of operations and cash flows.

There are risks associated with certain contracts for our equipment.

As of December 31, 2024, we had a backlog of capital equipment to be manufactured, assembled, tested and delivered by Energy Equipment in the amount of \$4.43 billion. The following factors, in addition to others not listed, could reduce our margins on these contracts, adversely impact completion of these contracts, adversely affect our position in the market or subject us to contractual penalties:

- financial challenges for consumers of our capital equipment;
- credit market conditions for consumers of our capital equipment;



- our failure to adequately estimate costs for making this equipment;
- our inability to deliver equipment that meets contracted technical requirements;
- our inability to maintain our quality standards during the design and manufacturing process;
- our inability to secure parts made by third party vendors at reasonable costs and within required timeframes;
- unexpected increases in the costs of raw materials;
- our inability to manage unexpected delays due to weather, shipyard access, labor shortages, public health crises such as the COVID-19 pandemic or other factors beyond our control;
- the imposition of tariffs or duties between countries, which could materially affect our global supply chain. For example, section 232 tariffs on steel may increase our costs, reduce margins or otherwise adversely affect the Company; and
- trade or travel restrictions, including export sanctions, trade controls or other supply chain interruption, which could affect our ability to manufacture, sell, or receive payment for our equipment and/or services.

The Company's existing contracts for rig and production equipment generally carry significant down payment and progress billing terms to facilitate the ultimate completion of these projects and the majority do not allow customers to cancel projects for convenience. However, unfavorable market conditions or financial difficulties experienced by our customers have in the past and may in the future result in cancellation of contracts or the delay or abandonment of projects. Any such developments could have a material adverse effect on our operating results and financial condition.

Competition in our industry, including the introduction of new products and technologies by our competitors, as well as the expiration of the intellectual property rights protecting our products and technologies, could ultimately lead to lower revenue and earnings.

The oilfield products and services industry is highly competitive. We compete with national, regional and foreign competitors in each of our current major product lines. Certain of these competitors may have greater financial, technical, manufacturing and marketing resources than us, and may be in a better competitive position. The following can each affect our revenue and earnings:

- price changes;
- improvements in the availability and delivery of products and services by our competitors;
- the introduction of new products and technologies by our competitors; and
- the expiration of intellectual property rights protecting our products and technologies.

We are a leader in the development of new technology and equipment to enhance the safety and productivity of drilling and well servicing processes. If we are unable to maintain our technology leadership position, it could adversely affect our competitive advantage for certain products and services. Our revenues and operating results have been dependent, in part, upon the successful introduction of new or improved products. Through our internal development programs and acquisitions, we have assembled an array of technologies protected by a substantial number of trade and service marks, patents, trade secrets, and other proprietary rights, which expire after a prescribed duration, some at varying times over the coming years. The expiration of these rights could have a material adverse effect on our operating results. Furthermore, while the Company stresses the importance of its research and development programs, the technical challenges and market uncertainties associated with the development and successful introduction of new products are such that there can be no assurance that the Company will realize future revenue from new products. We may also have disputes with competitors concerning our technology or payment for licenses of our technology. For example, we have on-going litigation concerning payments due under some of our technology licenses. See Note 12 to the Consolidated Financial Statements for further discussion.

The tools, techniques, methodologies, programs and components we use to provide our services may infringe upon the intellectual property rights of others. Infringement claims generally result in significant legal and other costs and may distract management from running our core business. Royalty payments under licenses from third parties, if available, could increase our costs. Additionally, developing non-infringing technologies could increase our costs. If a license were unavailable, we might be unable to continue providing a particular service or product, which could adversely affect our financial condition, results of operations and cash flows.

In addition, certain foreign jurisdictions and government-owned oil and gas companies located in some of the countries in which we operate have adopted policies or regulations which may give local nationals in these countries competitive advantages. Actions taken by our competitors and changes in local policies, preferences or regulations could impact our ability to compete in certain markets and adversely affect our financial results.



A significant portion of our revenue is derived from our non-United States operations, which exposes us to risks inherent in doing business in each of the many countries in which we operate.

Approximately 66% of our revenues in 2024 were derived from operations outside the United States (based on revenue destination). Our foreign operations include significant operations in every oil producing region in the world. Our revenues and operations are subject to the risks normally associated with conducting business in foreign countries, including:

- uncertain political, social and economic environments;
- social unrest, acts of terrorism, war and other armed conflict, such as the conflicts in Ukraine, Israel and the broader Middle East;
- public health crises and other catastrophic events, such as the COVID-19 pandemic;
- trade and economic sanctions, export controls, and other restrictions imposed by the United States, European Union or other countries;
- restrictions under the United States Foreign Corrupt Practices Act ("FCPA") or similar legislation, as well as foreign anti-bribery and anti-corruption laws;
- confiscatory taxation, tax duties, complex and everchanging tax regimes or other adverse tax policies;
- tariffs;
- exposure to expropriation of our assets and other actions by foreign governments;
- deprivation of contract rights;
- restrictions on the repatriation of income or capital;
- inflation; and
- currency exchange rate fluctuations and devaluations.

Supply chain disruption and price escalation could have a material adverse effect on our business, liquidity, consolidated results of operations and consolidated financial condition.

Our business relies on a broad range of raw materials and commodities for the products we manufacture. Shortages, transportation and supply disruptions can adversely impact supply of our manufacturing raw materials, as well as delivery of finished goods and transportation of our personnel for services. To varying degrees, these problems persist and may continue to persist as a consequence of evolving geopolitical trends. Among the factors that can adversely affect our business and consolidated results of operations are the following:

- inability to access raw materials and components;
- suppliers' allocating less of their supply to the Company than required or requested by the Company;
- higher prices for raw materials and components;
- delays and higher costs for shipping and transportation;
- tariffs;
- labor shortages and absences;
- wage and other labor cost inflation;
- government regulation;
- travel restrictions;
- increased labor costs;
- liabilities resulting from an inability to perform services due to limited manpower availability or an inability to travel to perform the services; and
- other contractual or other legal claims from our customers resulting from supply chain, transportation or other business disruption.



We sometimes provide engineered process packages and other engineered products for multi-year, fixed price contracts that may require us to assume risks associated with cost over-runs, operating cost inflation, labor availability, supplier and contractor pricing and performance, and potential claims for liquidated damages.

We sometimes provide engineered skid packages of processing equipment or complex equipment in the form of multi-year contracts, without price escalation clauses. Some of these contracts are required by our customers, including national oil companies (NOCs). These projects include acting as suppliers of skid packages or engineered products, as well as installation and commissioning services and may require us to assume additional risks associated with cost over-runs from our vendors or due to material or labor cost escalation. In addition, NOCs often possess substantial leverage in the event of dispute or disagreement regarding performance under an agreement and they often operate in countries with unsettled political conditions, war, civil unrest, or other types of community issues. These issues may also result in cost over-runs, delays, and project losses.

Providing skid packages and engineered products as well as services on an integrated basis may also require us to assume additional risks associated with operating cost inflation, labor availability and productivity, supplier pricing and performance, and potential claims for liquidated damages. We rely on third-party subcontractors, consortium partners and equipment providers to assist us with the completion of these types of contracts. To the extent that we cannot engage subcontractors or acquire equipment or materials in a timely manner and on reasonable terms, our ability to complete a project in accordance with stated deadlines or at a profit may be impaired. If the amount we are required to pay for these goods and services exceeds the amount we have estimated in bidding for fixed-price work, we could experience losses in the performance of these contracts. These delays and additional costs may be substantial, and we may be required to compensate our customers for these delays. This may reduce the profit to be realized or result in a loss on a project.

Cybersecurity risks and threats could adversely affect our business.

We rely heavily on information systems to conduct our business. Any failure, interruption, or breach in security of our information systems, or information systems owned by others that we use and rely on, could result in failures or disruptions in our customer relationship management, general ledger systems and other systems. While we have policies and procedures designed to prevent or limit the effect of the failure, interruption or security breach of our information systems, there can be no assurance that any such failures, interruptions or security breaches will not occur or, if they do occur, that any breach or interruption will be sufficiently limited. The occurrence of any failures, interruptions or security breaches of our information systems could damage our reputation, result in a loss of our intellectual property or other proprietary information, including customer data, result in a loss of customer business, subject us to additional regulatory scrutiny, or expose us to civil litigation and possible financial liability, any of which could have a material adverse effect on our financial position or results of operations.

We may suffer business disruption from direct or indirect cyber-attacks. These take many forms, including ransomware directed at us, our vendors or our customers. As with virtually all other large companies, we receive numerous phishing efforts, and other attempted cyber-attacks such as efforts to hack our systems or use distributed denial-of-service attacks. These cyber-security risks have not resulted in any material adverse interruption in our business to date but pose an ongoing threat of material interruption to our business activities.

Our ability to hire and retain qualified personnel at competitive cost could materially affect our operations and growth potential.

Many of the products we sell, and related services that we provide, are complex and technologically advanced, which enable them to perform in challenging conditions. Our ability to succeed is, in part, dependent on our success in attracting and retaining qualified personnel to provide service and to design, manufacture, use, install and commission our products. A significant increase in wages paid by competitors, both within and outside the energy industry, for such highly skilled personnel could result in insufficient availability of skilled labor or increase our labor costs, or both. If the supply of skilled labor is constrained or our costs increase, our margins could decrease, and our growth potential could be impaired.

Severe or unseasonable weather conditions may adversely affect our operations.

Our business may be materially and adversely affected by severe weather conditions in areas where we operate. Many experts believe global climate change could increase the frequency and severity of extreme weather conditions, including coastal storm surges, inland flooding from intense rainfall, hurricane-strength winds, and extreme temperature. Repercussions of severe or unseasonable weather conditions may entail the evacuation of personnel and stoppage of services, damage to our facilities and project work sites, as well as our customers' platforms or structures and offshore drilling rigs, inability to deliver material to jobsites in accordance with contract schedules, decreases in demand for oil and natural gas during unseasonably warm winters, and loss of productivity. Additionally, severe weather events could result in a disruption or suspension of our customers' operations, thereby reducing demand for our services. Any of these events could adversely affect our financial condition, results of operations and cash flows.

An impairment of goodwill or other indefinite lived intangible assets could reduce our earnings.

Goodwill represents the excess of acquisition price paid over the fair value of the tangible and identifiable intangible assets acquired and liabilities assumed. The Company has approximately \$1.6 billion of goodwill and \$0.2 billion of other intangible assets with



indefinite lives as of December 31, 2024. Generally accepted accounting principles require the Company to test goodwill and other indefinite lived intangible assets for impairment at least annually or more frequently whenever events or circumstances indicate they might be impaired. Events or circumstances which could indicate a potential impairment include (but are not limited to): a significant sustained reduction in worldwide oil and gas prices or drilling; a significant sustained reduction in profitability or cash flow of oil and gas companies or drilling contractors; a significant sustained reduction in the market capitalization of the Company; a significant sustained reduction in capital investment by drilling companies and oil and gas companies; or a significant increase in worldwide inventories of oil or gas. The timing and magnitude of any goodwill impairment charge, which could be material, would depend on the timing and severity of the event or events triggering the charge and would require a high degree of management judgment. If we were to determine that any of our remaining balance of goodwill or other indefinite lived intangible assets was impaired, we would record an immediate charge to earnings with a corresponding reduction in stockholders' equity; resulting in a possible increase in balance sheet leverage as measured by debt to total capitalization.

See additional discussion on "Goodwill and Other Indefinite – Lived Intangible Assets" in Critical Accounting Estimates of Item 7, "Management's Discussion and Analysis of Financial Condition and Results of Operations."

We have expanded and grown our businesses through acquisitions and continue to pursue a growth strategy, but we cannot assure that attractive acquisitions will be available to us at reasonable prices or that such acquisitions will result in the outcomes we anticipate.

We cannot assure that acquisitions will result in the financial, operational or other benefits that we anticipate, and we cannot assure that we will successfully integrate the operations and assets of any acquired business with our own or that our management will be able to effectively manage any new lines of business. Any inability on the part of management to integrate and manage acquired businesses and their assumed liabilities could adversely affect our business and financial performance. In addition, we may need to incur substantial indebtedness to finance future acquisitions. We cannot assure that we will be able to obtain this financing on terms acceptable to us or at all. Future acquisitions may result in increased depreciation and amortization expense, increased interest expense, increased financial leverage or decreased operating income for the Company, any of which could cause our business to suffer.

Legal and Regulatory Related

The adoption of any future federal, state, or local laws or implementing regulations imposing reporting obligations on, or limiting or banning, the hydraulic fracturing process could make it more difficult to complete natural gas and oil wells and could have a material adverse effect on our business, consolidated results of operations and consolidated financial condition.

Various federal and state legislative and regulatory initiatives, as well as actions in other countries, have been or could be undertaken which could result in additional requirements or restrictions being imposed on hydraulic fracturing operations. For example, legislation and/or regulations have been adopted in many U.S. states that require additional disclosure regarding chemicals used in the hydraulic fracturing process but that generally include protections for proprietary information. Legislation, regulations and/or policies have also been adopted at the state level that impose other types of requirements on hydraulic fracturing operations (such as limits on operations in the event of certain levels of seismic activity). Additional legislation and/or regulations are being considered at the state and local level that could impose further chemical disclosure or other regulatory requirements (such as prohibitions on hydraulic fracturing operations in certain areas) that could affect our operations. Four states (New York, Maryland, Washington, and Vermont) have banned the use of high-volume hydraulic fracturing. Oregon has adopted a five-year moratorium and Colorado has enacted legislation providing local governments with regulatory authority over hydraulic fracturing operations. Local jurisdictions in some states have adopted ordinances that restrict or in certain cases prohibit the use of hydraulic fracturing, although many of these ordinances have been challenged and some have been overturned. In addition, governmental authorities in various foreign countries where we have provided or may provide hydraulic fracturing services have imposed or are considering imposing various restrictions or conditions that may affect hydraulic fracturing operations. The adoption of any future federal, state, local, or foreign laws or regulations imposing reporting obligations on, or limiting or banning, the hydraulic fracturing process could make it more difficult to complete natural gas and oil wells and could have a material adverse effect on our business, consolidated results of operations, and consolidated financial condition.



Our failure to comply with existing or future U.S. and foreign laws and regulations could have a material adverse effect on our business and our results of operations.

Our ability to comply with various complex U.S. and foreign laws and regulations, such as the FCPA, the U.K. Bribery Act and other foreign anti-bribery and anti-corruption laws, various trade control regulations, and human rights and anti-slavery legislation is dependent on the success of our ongoing compliance program, including our ability to continue to effectively supervise and train our employees to deter prohibited practices. These various laws and regulations can change frequently and significantly. We may become involved in a governmental investigation even if the Company has complied with these laws. If we fail to comply with applicable laws and regulation, we could be subject to investigations, sanctions, and civil and criminal prosecution as well as fines and penalties, which could have a material adverse effect on our reputation and our business, financial condition, results of operations and cash flows. In addition, government disruptions could negatively impact our ability to conduct our business. Supply chain restrictions such as the U.K. Modern Slavery Act and other similar legislation could also materially affect our supply chain, cost of production, and ability to manufacture our products.

We are also required to comply with various complex U.S. and foreign tax laws, regulations and treaties. These laws, regulations and treaties can change frequently and significantly, and it is reasonable to expect changes in the future. If we fail to comply with any of these tax laws, regulations or treaties, we could be subject to, among other things, civil and criminal prosecution, fines, penalties and confiscation of our assets, which could disrupt our ability to provide our products and services to our customers. Any of these events could have a material adverse effect on our business, financial condition, results of operations and cash flows.

Further, in some instances, direct or indirect consumers of our products and services, entities providing financing for purchases of our products and services or members of the supply chain for our products and services may become involved in governmental investigations, internal investigations, political or other enforcement matters. In such circumstances, such investigations may adversely impact the ability of consumers of our products, entities providing financial support to such consumers or entities in the supply chain to timely perform their business plans or to timely perform under agreements with us. The Company could also become involved in investigations of consumers of our products at significant cost to the Company.

We could be adversely affected if we fail to comply with any of the numerous international, federal, state and local laws, regulations and policies that govern environmental protection, data privacy, zoning and other matters applicable to our businesses.

Our businesses are subject to numerous international, federal, state and local laws, regulations and policies governing environmental protection, data privacy, zoning and other matters. Moreover, data privacy laws and regulations enacted in the various jurisdictions in which we operate impose a variety of obligations to protect data against misuse or disclosure. These laws and regulations have changed frequently in the past and it is reasonable to expect additional changes in the future. If existing regulatory requirements change, we may be required to make significant unanticipated capital and operating expenditures. We cannot assure you that our operations will continue to comply with future laws and regulations. Governmental authorities may seek to impose fines and penalties on us or to revoke or deny the issuance or renewal of operating permits for failure to comply with applicable laws and regulations. Under these circumstances, we might be required to reduce or cease operations or conduct site remediation or other corrective action which could adversely impact our operations and financial condition.

Our businesses expose us to potential environmental, product or personal injury liability.

Our businesses have in the past and may in the future expose us to risks from harmful substances that escape into the environment or from our product failing to perform or causing personal injury, or exposing individuals to chemicals, harmful substances, or environmental conditions, any of which could result in:

- personal injury or loss of life;
- severe damage to or destruction of property;
- environmental damage; and/or
- suspension of operations.

Our current and past activities, as well as the activities of our former divisions and subsidiaries, could result in our facing substantial environmental, regulatory, personal injury, class action, mass tort and other litigation and liabilities. These could include the costs of cleanup of contaminated sites and site closure obligations. These liabilities could also be imposed on the basis of one or more of the following theories:

- negligence;
- strict liability, including joint and several strict liability
- products liability;
- breach of contract with customers; or



- as a result of contractual agreements to indemnify our customers in the normal course of business, which is normally the case.

We may not have adequate insurance for potential environmental, product or personal injury liabilities.

While we maintain liability insurance, this insurance is subject to coverage limits. In addition, certain policies do not provide coverage for damages resulting from environmental contamination or may exclude coverage for other reasons. We face the following risks with respect to our insurance coverage:

- we may not be able to continue to obtain insurance on commercially reasonable terms;
- we may be faced with types of liabilities that will not be covered by our insurance;
- our insurance carriers may not be able to meet their obligations under the policies; or
- the dollar amount of any liabilities may exceed our policy limits.

Even a partially uninsured claim, if successful and of significant size, could have a material adverse effect on our consolidated financial statements.

Future laws, regulations, treaties, international obligations, reporting obligations related to greenhouse gases (GHG), climate change, and activism and customer positions related to environmental, social and governance (ESG) could adversely impact our business, may increase compliance obligations and could have a material adverse effect on our business, consolidated results of operations and consolidated financial condition.

Focus and attention by advocacy groups and regulatory agencies on climate change and greenhouse gas (GHG) emissions in the United States and European Union have accelerated. Investors, customers, governance pundits and government officials have increased focus on sustainability, stakeholder governance and the energy transition. As a result, there has been increased promotion of alternative energy and increased negative attitudes or perceptions of fossil fuels. New laws and regulations to reduce GHG, including the imposition of fees or taxes, could adversely impact our operations and financial condition. Oil and natural gas exploration and production may decline as a result of environmental requirements, including land use policies responsive to environmental concerns. State, national, and international governments and agencies in areas in which we conduct business continue to evaluate, and in some instances adopt, climate-related legislation and other regulatory initiatives that limit GHG emissions.

The trend of increased environmental regulation is not linear and can fluctuate depending on the administration and jurisdiction, even within the same country. For example, on January 20, 2025, President Trump issued Executive Orders seeking to rescind prior Executive Orders and agency actions enacted by the Biden Administration. These include revoking Biden-era Executive Orders withdrawing certain offshore waters within the Outer Continental Shelf available for oil and gas exploration and imposing a temporary prohibition of offshore wind leasing in the Outer Continental Shelf. We cannot foresee the potential impact and unintended consequences that future Executive Orders or the changes in enforcement of existing laws, rules, and orders may have on our business. Additionally, although the Trump Administration initially withdrew the U.S. from the Paris Agreement in November 2020, the U.S. reentered the Paris Agreement in February 2021 under the Biden Administration, but the Trump Administration again withdrew from the Paris Agreement on January 20, 2025. Though we are closely following developments in this area and changes in the regulatory landscape in the United States and other jurisdictions, we cannot predict with precision or quantify how or when challenges may arise and ultimately impact our business.

Laws and regulations in some jurisdictions, for example in the EU Corporate Sustainability Reporting Directive (“CSRD”) and the California Climate Corporate Data Accountability Act and Climate-Related Financial Risk Act, impose obligations in future years to report GHG emissions. Depending on the jurisdiction, e.g., outside of the United States, the recent Executive Orders may not change our regulatory obligations. Calculation of some GHG emissions can involve uncertainty and lack precision because of the absence of reliable inputs or methods to perform such calculations. Accordingly, the EU CSRD and California regulations and other similar regulations give rise to litigation risk concerning the required disclosures. Because our business depends on the level of activity in the oil and natural gas industry, existing or future laws, regulations, treaties, or international agreements related to GHG and climate change, including incentives to conserve energy or use alternative energy sources, may reduce demand for oil and natural gas and could have a negative impact on our business. Likewise, such restrictions may result in additional compliance obligations with respect to the release, capture, sequestration, and use of carbon dioxide. The efforts we have taken, and may undertake in the future, to respond to these evolving or new regulations and to environmental initiatives of customers, investors, and others may increase our costs. These and other environmental requirements could have a material adverse effect on our business, consolidated results of operations, and consolidated financial condition.



In addition to regulatory risks, increased advocacy related to environmental, social and governance (ESG) issues generally, and on climate change and GHG emissions in particular, may have a material adverse effect on our business, consolidated results of operations and consolidated financial condition. For example, a number of our significant customers have been sued in state and federal court in the U.S. and international courts by plaintiffs seeking to impose liability on such customers for their alleged contribution to climate change or failure to adequately warn the public of alleged risks associated with fossil fuels, and while this litigation has not generally affected companies like us within oilfield services, we cannot foreclose the possibility that this type of litigation may trend in that direction. Further, our investors, customers, and other stakeholders have increased their focus on sustainability and the energy transition. Negative perceptions of the oil and natural gas industry and promotion of alternative energy sources can negatively impact demand for our products and the price of our stock. Additionally, we may suffer reputational harm if we do not adequately identify or manage ESG-related risks or if there are negative perceptions of our response to ESG issues. We may also incur increased costs as a result of our efforts to address ESG issues important to our stakeholders, including providing expanded reporting on ESG issues, which may impact our financial condition or results of operations. Public reporting on ESG issues has been increasingly subject to scrutiny by regulators, investors and the public. Any actual or perceived “greenwashing”—defined generally as the misrepresentation or exaggeration of ESG or sustainability practices or commitments not adequately supported by measurable actions or outcomes—could result in reputational harm and legal liability, including regulatory enforcement actions, investor lawsuits and consumer claims under securities and consumer protection laws.

The combination of laws, regulations, treaties, negative reputational impact, and societal perceptions of our industry may adversely impact demand for oil and natural gas and demand for our products. Consequently, the price of our stock could be negatively impacted as we navigate the energy transition.

Local content requirements imposed in certain jurisdictions may increase the complexity of our operations and impact the demand for our services.

A growing number of nations are requiring equipment providers and contractors to meet local content requirements or other local standards. To meet many of these local content and other requirements, we are required to attract and retain qualified local personnel. If we are unable to do so because the supply of qualified local personnel is constrained for any reason, the growth and profitability of our business may be adversely affected. In addition, our ability to work in certain jurisdictions is sometimes subject to our ability to successfully negotiate and agree upon acceptable joint venture agreements. The failure to reach acceptable agreements could adversely impact the Company’s operations in certain countries. Additionally, we may share control of joint ventures with unaffiliated third parties. Differences in views, and disagreements, among joint venture parties may result in delayed decision-making and disputes on important issues. In some instances, we could suffer a material adverse effect to the results of our joint ventures and our consolidated results of operations.

The Company could be subject to changes in its tax rates, the adoption of new tax legislation, tax audits, or exposure to additional tax liabilities and to changes in tariffs that could have a material adverse effect on our business, consolidated results of operations, and consolidated financial condition.

We are subject to taxes in the U.S. and numerous jurisdictions where we operate and our subsidiaries are organized. Due to economic and political conditions, tax rates in the U.S. and other jurisdictions may be subject to significant change. An increase in tax rates, particularly in the U.S., changes in our ability to realize our deferred tax assets, or adverse outcomes resulting from examinations of our tax returns could have a material adverse effect on our business, consolidated results of operations, and consolidated financial condition. Our supply chain is integrated through numerous countries, with significant trade into and out of many jurisdictions, including the U.S., Mexico, Canada, the EU and China. As a result, changes in tariffs could have a material adverse effect on our financial results. In addition, our tax returns are subject to examination by the U.S. and other tax authorities and governmental bodies. We regularly assess the likelihood of an adverse outcome resulting from these examinations to determine the adequacy of our provision for taxes. There can be no assurance as to the outcome of the examinations. In particular, the Company received and paid a \$51 million transfer pricing tax assessment in Denmark in 2022. The Company and its advisors believe the assessment is without merit. The Company is presently appealing and believes it will be reimbursed following a successful appeals process. The payment has been recorded as a long-term receivable. Additionally, the IRS has proposed an adjustment to certain restructuring steps which occurred in 2017. The Company and its advisors believe these restructuring steps were properly completed in accordance with U.S. tax laws and regulations and has appealed the proposed adjustment. However, if the Company is unsuccessful in the appeals process, the IRS proposed adjustment would be substantially offset by the utilization of foreign tax credit carryforwards which subsequently expired unused or are fully reserved by a valuation allowance and \$48 million additional income tax expense would be owed. In 2024, the company received a proposed assessment of \$31 million in Canada related to its 2016 – 2018 exam cycle. The company and its advisors believe its filing position is consistent with Canadian tax law and tax court cases. The company paid \$16 million, is presently appealing and believes it will be reimbursed following a successful appeals or tax court process.



Our operations outside the United States require us to comply with both United States and international regulations violations of which could have a material adverse effect on our business, consolidated results of operations, and consolidated financial condition. In particular, our operations in Russia have subjected us to additional risks related to current political conflicts.

The shipment of goods, services, and technology across international borders subjects us to extensive trade laws and regulations. Our import and export activities are governed by the trade, customs, and other laws and regulations in the countries in which we operate. Moreover, many countries, including the United States, control the export, re-export, and in-country transfer of certain goods, services, and technology and impose related export recordkeeping and reporting obligations. Governments also impose economic sanctions against certain countries, persons, and entities that can restrict or prohibit transactions involving such countries, persons, and entities. This in turn can restrict, limit or prevent our conduct of business in certain jurisdictions. For our operations outside the United States, we are required to comply with applicable United States laws and other applicable international regulations. Because we have legal entities, facilities and citizens from many jurisdictions, our operations and people may be subject to laws and regulations issued by different sovereigns. Sometimes these laws conflict and impose inconsistent obligations on citizens from the different jurisdictions in which we operate giving rise to complicated compliance issues. In 2014, the United States, the European Union and other governmental bodies imposed sectoral sanctions directed at Russia's oil and gas industry. Among other things, these sanctions restricted the provision of certain United States and European Union goods, services, and technology in support of exploration or production for deep water, Arctic offshore, or shale projects that have the potential to produce oil in Russia. At the time, these sanctions resulted in our winding down and ending work on certain projects in Russia and prevented us from pursuing certain other projects in Russia. In 2017 and 2018, the U.S. Government imposed additional sanctions against Russia, Russia's oil and gas industry, and certain Russian companies.

Since that time, as a result of armed conflict in Ukraine, governments in the European Union, the United States, the United Kingdom, Switzerland, and other countries have enacted additional sanctions against Russia and Russian interests. Among other things, these sanctions include controls on the export, re-export, and in-country transfer in Russia of certain goods, supplies, and technologies, including some that we use in our business in Russia. They from time to time have been updated by the various governments and also impose restrictions on doing business with certain Russian customers, certain financial institutions and certain individuals and restrict or prohibit new investments and business activities in Russia. The situation is complicated by actual and potential governmental and legal actions taken by the Russian Federation in response to the sanctions, which could expose our employees to adverse legal consequences in Russia, including potential criminal penalties. Other sanctions have been enacted related to Belarus and Belarusian interests. In response to these sanctions, we ceased new investments in Russia and have curtailed our activities in Russia. During the third quarter of 2022, we sold our business in Belarus and entered into an agreement to sell our business in Russia. The sale is subject to various government approvals in Russia and other jurisdictions. Litigation may result from the confluence of these events in Russia and Belarus and our response to the various sanctions as we work to comply with applicable laws and regulations. We also may incur severance costs as a result of conditions in Russia if we are unable to obtain government approval. As a consequence of the conflict in Ukraine and related sanctions on activities related to Russia and Belarus, we recorded impairment and other charges of \$4.2 million for the year ended December 31, 2023. We did not record impairment or other charges for the year ended December 31, 2024.

In addition to customs laws, trade regulations and sanctions, our operations in countries outside the United States are subject to anti-corruption laws. For example, we comply with the United States Foreign Corrupt Practices Act (FCPA), which prohibits United States companies and their agents and employees from providing anything of value to a foreign official for the purposes of influencing any act or decision of these individuals in their official capacity to help obtain or retain business, direct business to any person or corporate entity, or obtain any unfair advantage. Our activities create the risk of unauthorized payments or offers of payments by our employees, agents, or joint venture partners that could be in violation of anti-corruption laws, even though some of these parties are not subject to our control. We have internal control policies and procedures and have implemented training and compliance programs for our employees and agents with respect to the FCPA. However, we cannot assure that our policies, procedures, and programs will always protect us from reckless or criminal acts committed by our employees or agents. We are also subject to the risks that our employees, joint venture partners, and agents outside of the United States may fail to comply with other applicable laws. Allegations of violations of applicable anti-corruption laws have resulted and may in the future result in internal, independent, or government investigations. Violations of anti-corruption laws may result in severe criminal or civil sanctions, and we may be subject to other liabilities, which could have a material adverse effect on our business, consolidated results of operations and consolidated financial condition.



GLOSSARY OF OILFIELD TERMS

(Sources: Company management; "A Dictionary for the Petroleum Industry," The University of Texas at Austin, 2001.)

Bit	The cutting or boring element used in drilling oil and gas wells. The bit consists of a cutting element and a circulating element. The cutting element is steel teeth, tungsten carbide buttons, industrial diamonds, or polycrystalline diamonds ("PDCs"). These teeth, buttons, or diamonds penetrate and gouge or scrape the formation to remove it. The circulating element permits the passage of drilling fluid and utilizes the hydraulic force of the fluid stream to improve drilling rates. In rotary drilling, several drill collars are joined to the bottom end of the drill pipe column, and the bit is attached to the end of the drill collars. Drill collars provide weight on the bit to keep it in firm contact with the bottom of the hole.
Blowout Preventer (BOP)	Series of valves installed at the wellhead while drilling to prevent the escape of pressurized fluids.
Borehole Enlargement ("BHE")	The process of opening up or enlarging the internal diameter of the wellbore. This is typically done with under-reamers, reamers, or hole openers.
Coiled Tubing	A continuous string of flexible steel tubing, often hundreds or thousands of feet long, that is wound onto a reel, often dozens of feet in diameter. The reel is an integral part of the coiled tubing unit, which consists of several devices that ensure the tubing can be safely and efficiently inserted into the well from the surface. Because tubing can be lowered into a well without having to make up joints of tubing, running coiled tubing into the well is faster and less expensive than running conventional tubing. Rapid advances in the use of coiled tubing make it a popular way in which to run tubing into and out of a well. Also called reeled tubing.
Cuttings	Fragments of rock dislodged by the bit and brought to the surface in the drilling mud. Washed and dried cutting samples are analyzed by geologist to obtain information about the formations drilled.
Directional Well	Well drilled in an orientation other than vertical in order to access broader portions of the formation.
Drawworks	The hoisting mechanism on a drilling rig. It is essentially a large winch that spools off or takes in the drilling line and thus raises or lowers the drill stem and bit.
Fiberglass-reinforced spoolable pipe	A spoolable glass fiber-reinforced epoxy composite tubular product for onshore oil and gas gathering and injection systems, with superior corrosion resistant properties and lower installed cost than steel.
Flexible pipe	A dynamic riser that connects subsea production equipment to a topside facility allowing for the flow of oil, gas, and/or water. Also used on the seafloor to tie wells and subsea equipment together.
Formation	A bed or deposit composed throughout of substantially the same kind of rock; often a lithologic unit. Each formation is given a name, frequently as a result of the study of the formation outcrop at the surface and sometimes based on fossils found in the formation.
FPSO	A Floating Production, Storage and Offloading vessel used to receive hydrocarbons from subsea wells, and then produce and store the hydrocarbons until they can be offloaded to a tanker or pipeline.
Hydraulic Fracturing	The process of creating fractures in a formation by pumping fluids, at high pressures, into the reservoir, which allows or enhances the flow of hydrocarbons.
Jack-up rig	A mobile bottom-supported offshore drilling structure with columnar or open-truss legs that support the deck and hull. When positioned over the drilling site, the bottoms of the legs penetrate the seafloor.



Joint	1. In drilling, a single length (from 16 feet to 45 feet, or 5 meters to 14.5 meters, depending on its range length) of drill pipe, drill collar, casing or tubing that has threaded connections at both ends. Several joints screwed together constitute a stand of pipe. 2. In pipelining, a single length (usually 40 feet-12 meters) of pipe. 3. In sucker rod pumping, a single length of sucker rod that has threaded connections at both ends.
Levelized Cost of Energy ("LCOE")	A measure of the average net present cost of electricity generation for a generating plant over its lifetime. The LCOE is calculated as the ratio between all the discounted costs over the lifetime on an electricity generating plant divided by a discounted sum of the actual energy amounts delivered. LCOE is used to compare different methods of electricity generation on a consistent basis.
Mooring system	The method by which a vessel or buoy is fixed to a certain position, whether permanently or temporarily.
Oil Country Tubular Goods (OCTG)	Metal products used in the oil and gas industry, OCTG products include drill pipe, casing, tubing, couplings, and accessories.
Pressure control equipment	Equipment used in: 1. The act of preventing the entry of formation fluids into a wellbore. 2. The act of controlling high pressures encountered in a well.
Pressure pumping	Pumping fluids into a well by applying pressure at the surface.
Riser pipe	The pipe and special fitting used on floating offshore drilling rigs to establish a seal between the top of the wellbore, which is on the ocean floor, and the drilling equipment located above the surface of the water. A riser pipe serves as a guide for the drill stem from the drilling vessel to the wellhead and as a conductor for drilling fluid from the well to the vessel. The riser consists of several sections of pipe and includes special devices to compensate for any movement of the drilling rig caused by waves. Also called marine riser pipe, riser joint.
Solids	See "Cuttings"
String	The entire length of casing, tubing, sucker rods, or drill pipe run into a hole.
Tensioner	A system of devices installed on a floating offshore drilling rig to maintain a constant tension on the riser pipe, despite any vertical motion made by the rig. The guidelines must also be tensioned, so a separate tensioner system is provided for them.
Thermal desorption	The process of removing drilling mud from cuttings by applying heat directly to drill cuttings.
Top drive	A device similar to a power swivel that is used in place of the rotary table to turn the drill stem. It also includes power tongs. Modern top drives combine the elevator, the tongs, the swivel, and the hook. Even though the rotary table assembly is not used to rotate the drill stem and bit, the top-drive system retains it to provide a place to set the slips to suspend the drill stem when drilling stops.
Turret	Mechanical device that allows a floating vessel to rotate around stationary flowlines, umbilicals, and other associated risers.
Well completion	1. The activities and methods of preparing a well for the production of oil and gas or for other purposes, such as injection; the method by which one or more flow paths for hydrocarbons are established between the reservoir and the surface. 2. The system of tubulars, packers, and other tools installed beneath the wellhead in the production casing; that is, the tool assembly that provides the hydrocarbon flow path or paths.
Wellhead	The termination point of a wellbore at surface level or subsea, often incorporating various valves and control instruments.
Well stimulation	Any of several operations used to increase the production of a well, such as acidizing or fracturing.



Wellbore	A borehole; the hole drilled by the bit. A wellbore may have casing in it or it may be open (uncased); or part of it may be cased, and part of it may be open. Also called a borehole or hole.
Wireline	A slender, rodlike or threadlike piece of metal usually small in diameter, that is used for lowering special tools (such as logging sondes, perforating guns, and so forth) into the well. Also called slick line.



ITEM 1B. UNRESOLVED STAFF COMMENTS

None.

ITEM 1C. CYBERSECURITY

As part of the Company's enterprise risk management, we maintain a cyber risk program with established policies and procedures to detect, prevent, mitigate, and remediate cybersecurity incidents and related risks. The program is led by our Chief Information Security Officer ("CISO"), who has 30 years of experience in information security and is a Certified Information Systems Security Professional. Our CISO reports directly to our Chief Information Officer of Corporate IT, who has over 25 years of experience in all areas of information technology. Our cybersecurity team is comprised of experienced, educated, and certified professionals with decades of experience in cybersecurity leadership roles.

Our cyber risk management program is based on recognized industry practices and standards in cybersecurity and information technology. These standards include the National Institute of Standards and Technology ("NIST") Cybersecurity Framework ("CSF") and the International Organization for Standardization ("ISO") 27001. Security controls are managed using an information security management system ("ISMS"), providing a systematic approach consisting of people, processes, and technology. NOV's ISMS aims to minimize risk and ensure business continuity by proactively limiting the impact of security incidents.

Our cybersecurity incident response plan includes an escalation process to senior management, who evaluates various factors related to the cybersecurity incident to assess the impact on the Company and any required disclosures. If a cybersecurity incident was determined to be material by senior management, our Board of Directors would be promptly notified and the incident reported based on applicable legal requirements. Our processes also address cybersecurity risks associated with third-party service providers, including those in our supply chain or who have access to our data or systems. We evaluate third-party service providers from a cybersecurity risk perspective, which may include an assessment of that service provider's cybersecurity posture or a recommendation of specific mitigation controls. We conduct continuous vulnerability assessments and continuous penetration testing. Additionally, we undergo internal and external assessments of our processes to identify opportunities for improvement and reduce exposure to cybersecurity incidents.

The Company's Board of Directors provides oversight of the Company's cybersecurity program through periodic updates, typically on a quarterly basis. Additionally, on an annual basis, cybersecurity risks are discussed as part of enterprise risk management.

We have not experienced any cybersecurity incidents that have had a material adverse effect on our business, financial condition, results of operations, or cash flows. Although we have not experienced any cybersecurity incidents that are individually, or in aggregate, material, we have experienced cyberattacks in the past, which we believe have thus far been mitigated by preventative, detective, and responsive measures put in place by the Company. We recognize the potential impact of cybersecurity risks on our business strategy, results of operations, and financial condition and take proactive measures to mitigate these risks. See Item 1A. "Risk Factors."



ITEM 2. PROPERTIES

The Company owned or leased approximately 551 facilities worldwide as of December 31, 2024, including the following principal manufacturing, service, distribution and administrative facilities:

Location	Description	Owned / Leased
Energy Products & Services:		
Navasota, Texas	Manufacturing Facility & Administrative Offices	Owned
Conroe, Texas	Manufacturing Facility of Drill Bits and Downhole Tools, Administrative & Sales Offices	Owned
Houston, Texas	Sheldon Road Inspection Facility	Owned
Veracruz, Mexico	Manufacturing Facility of Tool Joints, Warehouse & Administrative Offices	Owned
Houston, Texas	Holmes Rd Complex: Manufacturing, Warehouse, Coating Manufacturing Plant & Corporate Office	Owned
Cedar Park, Texas	Instrumentation Manufacturing Facility, Administrative & Sales Offices	Owned
Dubai, UAE	Manufacturing Facility of Downhole Tools, Distribution Warehouse	Leased
Conroe, Texas	Solids Control Manufacturing Facility, Warehouse, Administrative & Sales Offices, and Engineering Labs	Owned
Houston, Texas	Manufacturing of plastic thread products	Owned
Senai, Malaysia	Manufacturing Facility of Fiber Glass Products	Owned*
Qingdao, Shandong, China	Manufacturing of fiber-reinforced tubular products	Leased
Houston, Texas	Manufacturing of fiber-reinforced tubular products & Administrative Offices	Leased
Dammam, Saudi Arabia	Manufacturing of fiberglass products	Leased
Mt. Union, Pennsylvania	Manufacturing of fiberglass products	Owned
Energy Equipment:		
Houston, Texas	Bammel Facility, Repairs, Service, Aftermarket Parts, Administrative & Sales Offices	Leased
Houston, Texas	Manufacturing Plant of Drilling Equipment	Leased
Houston, Texas	West Little York Manufacturing Facility, Repairs, Service, Administrative & Sales Offices	Owned
New Iberia, Louisiana	Repair, Services and Spares Facility	Leased
Singapore	Manufacturing, Repairs, Service, Field Service/Training, Administrative & Sales Offices	Leased
Al Jubail, Saudi Arabia	Manufacturer and Service of Drilling Rigs and Equipment	Leased
Tulsa, Oklahoma	Manufacturing Facility of Pumps, Warehouse and Administrative & Sales Offices	Owned
Kinross, Aberdeenshire, Scotland, UK	Manufacturing & Servicing of Elmar, ASEP and Anson Equipment	Leased
Kalundborg, Denmark	Flexibles Manufacturing, Warehouse, Shop & Administrative Offices	Owned
Superporto da Açu, Brazil	Flexibles Manufacturing, Warehouse, Shop & Administrative Offices	Owned*
Corporate:		
Houston, Texas	Corporate and Shared Administrative Offices	Leased

*Building owned but land leased.



ITEM 3. LEGAL PROCEEDINGS

See Note 12 – Commitments and Contingencies (Part IV, Item 15 of this Form 10-K) for further discussion.

ITEM 4. MINE SAFETY DISCLOSURES

Information regarding mine safety and other regulatory actions at our mines is included in Exhibit 95 to this Form 10-K.



PART II

ITEM 5. MARKET FOR REGISTRANT'S COMMON EQUITY, RELATED STOCKHOLDER MATTERS AND ISSUER PURCHASES OF EQUITY SECURITIES

Market Information

Our common stock is traded on the New York Stock Exchange (NYSE) under the symbol "NOV". As of January 31, 2025, there were 1,338 holders of record of our common stock. Many stockholders choose to own shares through brokerage accounts and other intermediaries rather than as holders of record (excluding individual participants in securities positions listing) so the actual number of stockholders is unknown but significantly higher.

Cash dividends declared was \$0.05 per share in the first quarter of 2024, \$0.075 per share in each of the remaining quarters of 2024 and \$0.05 per share in each quarter of 2023, aggregating \$108 million and \$79 million for the years ended December 31, 2024 and 2023, respectively. The declaration and payment of future dividends is at the discretion of the Company's Board of Directors and will be dependent upon the Company's results of operations, financial condition, capital requirements, future outlook and other factors deemed relevant by the Company's Board of Directors.

The information relating to our equity compensation plans required by Item 5. "Market for Registrant's Common Equity, Related Stockholder Matters and Issuer Purchases of Equity Securities" is incorporated by reference to such information as set forth in Item 12. "Security Ownership of Certain Beneficial Owners and Management and Related Stockholder Matters" contained herein.

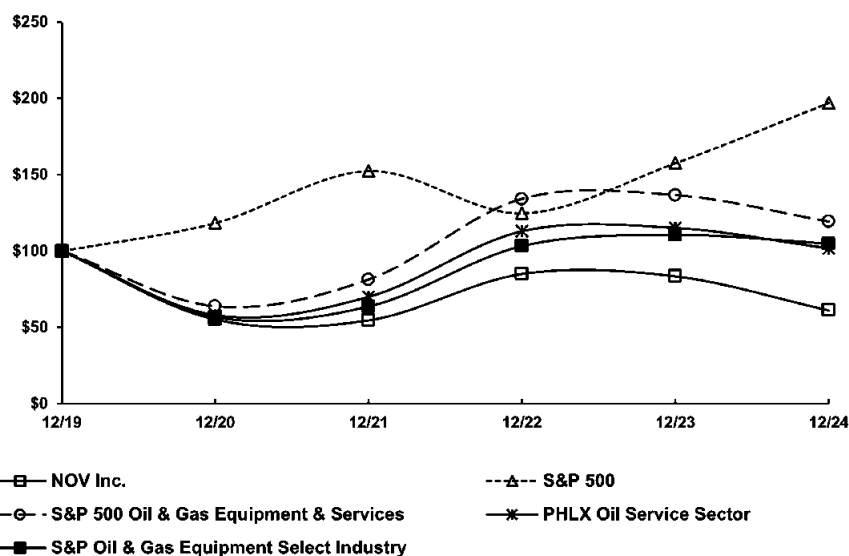


PERFORMANCE GRAPH

The graph below compares the cumulative total shareholder return on our common stock to the S&P 500 Index, the S&P Oil & Gas Equipment & Services Index, the PHLX Oil Service Index, and the S&P Oil & Gas Equipment Index. The total shareholder return assumes \$100 invested on December 31, 2019 in NOV Inc., the S&P 500 Index, the S&P Oil & Gas Equipment & Services Index, the PHLX Oil Service Index, and the S&P Oil & Gas Equipment Index. It also assumes reinvestment of all dividends. The results shown in the graph below are not necessarily indicative of future performance.

COMPARISON OF 5 YEAR CUMULATIVE TOTAL RETURN*

Among NOV Inc., the S&P 500 Index, the S&P 500 Oil & Gas Equipment & Services Index, the PHLX Oil Service Sector Index and the S&P Oil & Gas Equipment Select Industry Index



*\$100 invested on 12/31/19 in stock or index, including reinvestment of dividends. Fiscal year ending December 31.

Copyright© 2025 Standard & Poor's, a division of S&P Global. All rights reserved.

	12/19	12/20	12/21	12/22	12/23	12/24
NOV Inc.	100.00	55.13	54.63	85.06	83.49	61.12
S&P 500	100.00	118.40	152.39	124.79	157.59	197.02
S&P Oil & Gas Equipment & Services Index	100.00	63.78	81.35	134.08	136.52	119.25
PHLX Oil Service Index	100.00	57.92	69.94	112.94	115.10	101.68
S&P Oil & Gas Equipment Index	100.00	56.61	63.54	103.26	110.57	104.88

This information shall not be deemed to be "soliciting material" or to be "filed" with the Commission or subject to Regulation 14A (17 CFR 240.14a-1-240.14a-104), other than as provided in Item 201(e) of Regulation S-K, or to the liabilities of section 18 of the Exchange Act (15 U.S.C. 78r).



Purchases of Equity Securities by the Issuer and Affiliated Purchasers

Period	Total number of shares purchased	Average price paid per share	Total number of shares purchased as part of publicly announced plans or programs (1)	Approximate dollar value of shares that may yet be purchased under the plans or programs (1)
October 1 through October 31, 2024	—	\$ —	—	883,429,559
November 1 through November 30, 2024	1,274,110	16.09	1,274,110	862,932,283
December 1 through December 31, 2024	6,260,509	14.66	6,260,509	771,182,767
Total	7,534,619	\$ 14.90	7,534,619	

(1) On April 25, 2024, the Company established a share repurchase program for up to \$1 billion of the currently outstanding shares of the Company's common stock over a period of 36 months.



ITEM 7. MANAGEMENT'S DISCUSSION AND ANALYSIS OF FINANCIAL CONDITION AND RESULTS OF OPERATIONS

General Overview

The Company is a leading independent provider of equipment and technology to the upstream oil and gas industry. With operations in approximately 551 locations across six continents, NOV designs, manufactures and services a comprehensive line of drilling, well servicing and offshore construction equipment; sells and rents drilling motors, specialized downhole tools, and rig instrumentation; performs inspection and internal coating of oilfield tubular products; provides drill cuttings separation, management and disposal systems and services; and provides expendables and spare parts used in conjunction with the Company's large installed base of equipment. NOV also manufactures coiled tubing and high-pressure fiberglass and composite tubing and sells and rents advanced in-line inspection equipment to makers of oil country tubular goods. More recently, by applying its deep knowledge in technology, the Company has helped advance the transition toward sustainable energy. The Company has a long tradition of pioneering innovations which improve the cost-effectiveness, efficiency, safety, and environmental impact of oil and gas operations.

NOV's revenue and operating results are principally directly related to the level of worldwide oil and gas drilling and production activities and the profitability and cash flow of oil and gas companies and drilling contractors, which in turn are affected by current and anticipated prices of oil and gas. Oil and gas prices have been and are likely to continue to be volatile. See Item 1A. "Risk Factors".

In an effort to drive further operational and financial efficiencies, the Company consolidated NOV's operational structure into two segments, Energy Equipment and Energy Products and Services, effective January 1, 2024. Prior to January 1, 2024, the Company conducted its operations through three business segments: Wellbore Technologies, Completion & Production Solutions, and Rig Technologies. Segment disclosures pertaining to prior periods have been restated to reflect the change in reportable segments. See Item 1. "Business", for a discussion of each of these business segments.

Unless indicated otherwise, results of operations are presented in accordance with accounting principles generally accepted in the United States ("GAAP"). Certain reclassifications have been made to the prior year financial statements to conform with the 2024 presentation. The Company discloses Adjusted EBITDA (defined as operating profit excluding depreciation, amortization, gains and losses on sales of fixed assets and, when applicable, Other Items (as defined below under "Executive Summary")) in its periodic earnings press releases and other public disclosures to provide investors additional information about the results of ongoing operations. See Non-GAAP Financial Measures and Reconciliations in Results of Operations for an explanation of our use of non-GAAP financial measures and reconciliations to their corresponding measures calculated in accordance with GAAP.

Operating Environment Overview

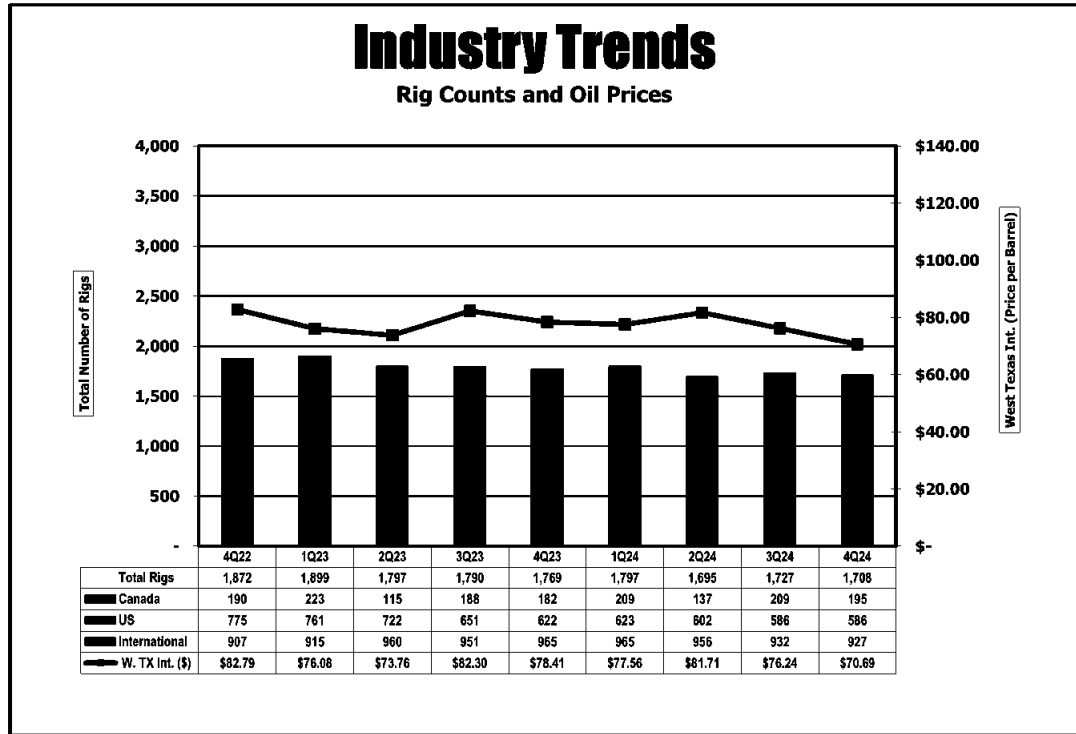
NOV's results are dependent on, among other things, the level of worldwide oil and gas drilling, well remediation activity, the price of crude oil and natural gas, capital spending by exploration and production companies and drilling contractors, worldwide oil and gas inventory levels and, to a lesser degree, the level of investment in wind, solar and geothermal energy products. Key industry indicators for the past three years include the following:

	2024*	2023*	2022*	% increase (decrease)	
				2024 v 2023	2024 v 2022
Active Drilling Rigs:					
U.S.	599	689	721	(13.1 %)	(16.9 %)
Canada	188	177	175	6.2 %	7.4 %
International	945	948	851	(0.3 %)	11.0 %
Worldwide	1,732	1,814	1,747	(4.5 %)	(0.9 %)
West Texas Intermediate Crude Prices (per barrel)	\$ 76.55	\$ 77.64	\$ 94.81	(1.4 %)	(19.3 %)
Natural Gas Prices (\$/mmbtu)	\$ 2.19	\$ 2.54	\$ 6.38	(13.8 %)	(65.7 %)

* Averages for the years indicated. See sources below.



The following table details the U.S., Canadian, and international rig activity and West Texas Intermediate Oil prices for the past nine quarters ended December 31, 2024 on a quarterly basis:



Source: Rig count: Baker Hughes, Inc. (www.bakerhughes.com); West Texas Intermediate Crude Price, Natural Gas Price: US Department of Energy, Energy Information Administration (www.eia.doe.gov).

The average price per barrel of West Texas Intermediate Crude was \$76.55 in 2024, a decrease of 1% over the average price for 2023 of \$77.64 per barrel. The average natural gas price in 2024 was \$2.19 per mmbtu, a decrease of 14% compared to the 2023 average of \$2.54 per mmbtu. Average rig activity worldwide decreased 5% for the full-year in 2024 compared to 2023. The average crude oil price for the fourth quarter of 2024 was \$70.69 per barrel, and natural gas was \$2.44 per mmbtu.

At January 31, 2025, there were 840 rigs actively drilling in North America, comprised of U.S. and Canada, compared to the fourth quarter average of 781 rigs, an increase of 8 percent. The price for West Texas Intermediate Crude Oil was \$72.53 per barrel at January 31, 2025, an increase of 3 percent from the fourth quarter of 2024 average. The price for natural gas was \$3.04 per mmbtu at January 31, 2025, an increase of 25 percent from the fourth quarter of 2024 average.

The Company is also becoming increasingly engaged with energy transition related opportunities and is currently involved in projects related to wind energy, solar, geothermal power, rare earth metal extraction, biogas production, and carbon sequestration. Additionally, the Company is investing in developing technologies and solutions that will support other energy transition related industry verticals. Management expects to see continued growth in these areas as low carbon power becomes a larger portion of the global energy supply.



EXECUTIVE SUMMARY

NOV generated revenue of \$8.87 billion in 2024, due to improving quality of our capital equipment backlog, market share gains from new, higher margin technologies and services, and operational efficiencies that more than offset the effect of lower drilling activity.

For the year ended December 31, 2024, the Company reported net income attributable to the Company of \$635 million, a decrease of \$358 million from \$993 million in 2023, which included the release of valuation allowances on deferred tax assets of \$485 million. Operating profit increased 35 percent to \$876 million, or 9.9 percent of sales for the full-year 2024. Adjusted EBITDA increased 11 percent to \$1.11 billion or 12.5 percent of sales for 2024.

For the fourth quarter ended December 31, 2024, revenue was \$2.31 billion, a decrease of 1 percent compared to the fourth quarter of 2023. Net income decreased \$438 million, or \$1.10 per diluted share, year-over-year from \$598 million, which included the release of valuation allowances on deferred tax assets of \$485 million. Operating profit increased 29 percent to \$207 million, or 9.0 percent of sales. The Company recorded \$7 million in pre-tax charges within Other Items, primarily related to severance and facility closure costs. Adjusted EBITDA increased 3 percent year-over-year to \$302 million, or 13.1 percent of sales.

Segment Performance

Energy Products and Services

Energy Products and Services generated revenues of \$1.06 billion in the fourth quarter of 2024, a decrease of 1 percent from the fourth quarter of 2023. Operating profit increased \$18 million from the prior year to \$112 million, or 10.6 percent of sales, and included \$3 million in Other Items. Adjusted EBITDA decreased \$20 million from the prior year to \$173 million, or 16.3 percent of sales. The decrease in revenue and Adjusted EBITDA was primarily due to lower levels of global drilling activity, but this was partially offset by growing adoption of the Company's new technologically advanced product offerings.

Energy Equipment

Energy Equipment generated revenues of \$1.29 billion in the fourth quarter of 2024, a decrease of 1 percent from the fourth quarter of 2023. The decline in revenue was due primarily to the divestiture of the Company's Pole Products business in early 2024 and lower revenue from aftermarket support; however, this was mostly offset by higher revenue from the segment's growing backlog. Operating profit increased \$31 million from the prior year to \$152 million, or 11.8 percent of sales, and included \$4 million in Other Items. Adjusted EBITDA increased \$38 million from the prior year to \$185 million, or 14.4 percent of sales. Profitability improved due to strong execution on higher margin projects from the segment's backlog.

New orders booked during the quarter totaled \$757 million, representing a book-to-bill of 121 percent when compared to the \$628 million shipped from backlog. As of December 31, 2024, backlog for capital equipment orders for Energy Equipment was \$4.43 billion, an increase of \$279 million from the fourth quarter of 2023.

Oil & Gas Equipment and Services Market and Outlook

The macro environment and geopolitical uncertainties continue to drive volatility and pressure commodity prices, with oil prices reflecting growing concerns regarding diminishing demand from weakening global economies, excess OPEC capacity, and rising non-OPEC production. These concerns along with ample supplies of natural gas in North America are increasing cautiousness among oil and gas producers, resulting in lower drilling activity in the U.S. land market and are beginning to affect shorter-cycle activity in international markets.

Despite growing concerns that global oil and U.S. natural gas markets may be oversupplied in 2025, management believes commodity prices and activity levels should remain relatively rangebound, with any pullback in activity short-lived, and that the industry remains in an extended recovery due to: (1) current inventory levels in relation to OECD demand that are lower than historical averages; (2) natural oil production decline rates that average almost 15 percent; (3) anticipated increases in LNG exports from the U.S.; (4) increasing focus on energy security; and (5) capital discipline across the industry, which has diminished the global oil and gas industry's ability to easily ramp production.

Regardless of the operating environment, NOV remains committed to improving organizational efficiencies while focusing on the development and commercialization of innovative products and services, including technologies to reduce the environmental impact of oil and gas operations, and technologies to improve the economics of alternative energy that are responsive to the longer-term needs of NOV's customers. We believe this strategy will further advance the Company's competitive position in all market conditions.



Results of Operations

The following table summarizes the Company's revenue and operating profit by operating segment (in millions):

	Year Ended December 31,			% Change	
	2024	2023	2022	2024 vs. 2023	2023 vs. 2022
Revenue:					
Energy Products and Services	\$ 4,130	\$ 4,077	\$ 3,537	1.3 %	15.3 %
Energy Equipment	4,888	4,669	3,819	4.7 %	22.3 %
Eliminations	(148)	(163)	(119)	9.2 %	(37.0 %)
Total revenue	<u>\$ 8,870</u>	<u>\$ 8,583</u>	<u>\$ 7,237</u>	<u>3.3 %</u>	<u>18.6 %</u>
Operating profit:					
Energy Products and Services	\$ 475	\$ 507	\$ 331	(6.3 %)	53.2 %
Energy Equipment	608	371	137	63.9 %	170.8 %
Eliminations and corporate costs	(207)	(227)	(204)	8.8 %	(11.3 %)
Total operating profit	<u>\$ 876</u>	<u>\$ 651</u>	<u>\$ 264</u>	<u>34.6 %</u>	<u>146.6 %</u>
Operating profit %:					
Energy Products and Services	11.5 %	12.4 %	9.4 %		
Energy Equipment	12.4 %	7.9 %	3.6 %		
Total operating profit %	9.9 %	7.6 %	3.6 %		

Years Ended December 31, 2024 and December 31, 2023

Energy Products and Services

Revenue from Energy Products and Services for the year ended December 31, 2024 was \$4.13 billion, an increase of \$53 million, or 1 percent, compared to the year ended December 31, 2023. North American revenue increased 4 percent despite the decline in drilling activity primarily due to the acquisition of our artificial lift business and market share gains, while international revenue declined 1 percent primarily due to lower sales of drill pipe and conductor pipe connections.

Operating profit from Energy Products and Services was \$475 million for the year ended December 31, 2024, a decrease of \$32 million compared to the year ended December 31, 2023. Operating profit percentage for 2024 was 11.5 percent compared to an operating profit percentage of 12.4 percent in 2023. The decrease in profitability was due to a less favorable sales mix and a 21 percent decline in sales of drill pipe for the year ended December 31, 2024, when compared to the prior year.

Included in operating profit are Other Items related to severance, facility closure costs, and other charges and credits. Other Items included in operating profit for Energy Products and Services were \$7 million for the year ended December 31, 2024 and \$53 million for the year ended December 31, 2023.

Energy Equipment

Revenue from Energy Equipment for the year ended December 31, 2024 was \$4.89 billion, an increase of \$219 million, or 5 percent, compared to the year ended December 31, 2023. The increase in revenue is attributable to higher sales in international offshore markets. Revenue improved from international sales by 8 percent and offshore sales increased by 10 percent for the year ended December 31, 2024, when compared to the prior year. The increase in sales to these markets is a result of strong demand for aftermarket products and services and execution on the segment's improving capital equipment backlog. Revenues in North America declined 3 percent year-to-date when compared to the prior year, primarily due to the divestiture of the segment's Pole Products business during the second quarter of 2024.

Operating profit from Energy Equipment was \$608 million for the year ended December 31, 2024, an increase of \$237 million compared to the year ended December 31, 2023. Operating profit percentage for 2024 was 12.4 percent compared to operating profit percentage of 7.9 percent in 2023. Higher profitability for the year ended December 31, 2024 was the result of higher margin sales primarily driven by improved demand for aftermarket products and services and strong execution on the segment's improving capital equipment backlog. A \$130 million gain from the divestiture of the segment's Pole Products business in the second quarter of 2024 also contributed to the increase in profitability for the current year.

Included in operating profit are Other Items related to the gain on the divestiture of the segment's Pole Products business, gains on sales of previously reserved inventory, severance, facility closure costs, and other charges and credits. Other items included in operating profit for Energy Equipment was a net credit of \$118 million for the year ended December 31, 2024 and a net credit of \$14 million for the year ended December 31, 2023.



The Energy Equipment segment monitors its capital equipment backlog to plan its business. New orders are added to backlog only when the Company receives a firm written order for major completion and production components or a contract related to a construction project. The capital equipment backlog was \$4.43 billion at December 31, 2024, an increase of \$279 million, or 7 percent, from backlog of \$4.15 billion at December 31, 2023. Although numerous factors can affect the timing of revenue out of backlog (including, but not limited to, customer change orders and supplier accelerations or delays), the Company reasonably expects approximately 41 percent of backlog to become revenue during 2025 and the remainder thereafter. At December 31, 2024, approximately 51 percent of the capital equipment backlog was for offshore products and approximately 92 percent of the capital equipment backlog was destined for international markets.

Eliminations and corporate costs

Eliminations and corporate costs were \$207 million for the year ended December 31, 2024 compared to \$227 million for the year ended December 31, 2023.

Sales from one segment to another generally are priced at estimated equivalent commercial selling prices; however, segments originating an external sale are credited with the full profit to the Company. Eliminations include intercompany transactions conducted between the two reporting segments that are eliminated in consolidation. Intra-segment transactions are eliminated within each segment. Eliminations remained flat when compared to 2023, while corporate costs declined 6 percent due to our cost savings initiatives and workforce reductions taken in 2023.

Interest and financial costs and Interest Income

Interest and financial costs were \$91 million for the year ended December 31, 2024 compared to \$88 million for the year ended December 31, 2023. The increase in interest and financial costs were primarily due to debt borrowings on the revolving credit facility in the first quarter of 2024.

Interest income was \$38 million for the year ended December 31, 2024 compared to \$28 million for the year ended December 31, 2023. The increase was primarily related to interest earned on larger cash balances in the current year compared to prior year.

Equity income in unconsolidated affiliates

Equity income in unconsolidated affiliates was \$36 million for the year ended December 31, 2024 compared to \$119 million for the year ended December 31, 2023. A less favorable product sales mix and lower volume in sales led to lower profitability year-over-year for our largest investment in unconsolidated affiliates.

Other expense, net

Other expense, net was \$28 million for the year ended December 31, 2024 compared to \$98 million for the year ended December 31, 2023. The decrease in expense was primarily due to larger foreign currency fluctuations in the prior year, particularly with the currency devaluation in Argentina.

Provision for income taxes

The effective tax rate for the year ended December 31, 2024 was 23.6 percent, compared to (60.9) percent for 2023. For the year ended 2024, the effective tax rate was negatively impacted by increased withholding taxes, nondeductible expenses, and losses in certain jurisdiction with no tax benefit, partially offset by a lower rate of U.S. tax on certain earnings generated outside of the United States and the release of valuation allowances in certain jurisdictions with net operating losses as a result of improving forecasted taxable income. During 2023, the Company determined it was more likely than not that the Company would be able to realize the benefit of a substantial portion of the deferred tax assets in the United States and the majority of its other international jurisdictions and released valuation allowances on certain deferred tax assets. The effective tax rate was favorably impacted by the adjustments related to utilization of losses and tax credits for current and prior year tax returns, partially offset by current year losses in certain jurisdictions with no tax benefit.

Results of Operations in 2023 Compared to 2022

Information related to the comparison of our operating results between the years 2023 and 2022 is included in "Item 7. Management's Discussion and Analysis of Financial Condition and Results of Operations" of our 2023 Form 10-K filed with the SEC and is incorporated by reference into this annual report on Form 10-K.



Non-GAAP Financial Measures and Reconciliations

This Form 10-K contains certain non-GAAP financial measures that management believes are useful tools for internal use and the investment community in evaluating NOV's overall financial performance. These non-GAAP financial measures are broadly used to value and compare companies in the oilfield services and equipment industry. Not all companies define these measures in the same way. In addition, these non-GAAP financial measures are not a substitute for financial measures prepared in accordance with GAAP and should therefore be considered only as supplemental to such GAAP financial measures.

The Company defines Adjusted EBITDA as operating profit excluding depreciation, amortization, gains and losses on sales of fixed assets and, when applicable, Other Items. Adjusted EBITDA % is a ratio showing Adjusted EBITDA as a percentage of sales. Management believes this is important information to provide because it is used by management to evaluate the Company's operational performance and trends between periods and manage the business. Management also believes this information may be useful to investors and analysts to gain a better understanding of the Company's results of ongoing operations. Adjusted EBITDA and Adjusted EBITDA % are not intended to replace GAAP financial measures, such as Net Income and Operating Profit %.

Additionally, Excess Free Cash Flow is defined as cash flows from operations less capital expenditures and other investments, including acquisitions and divestitures. Excess Free Cash Flow does not represent the Company's residual cash flow available for discretionary expenditures, as the calculation of these measures does not account for certain debt service requirements or other non-discretionary expenditures.

Other items consist of charges and credits related to (in millions):

	Three Months Ended			Year Ended	
	December 31,		September 30,	December 31,	
	2024	2023	2024	2024	2023
Other items by category:					
Russia impairment and other charges	\$ —	\$ 1	\$ 1	\$ (1)	\$ 4
Inventory	2	(3)	—	(3)	(20)
Voluntary early retirement program	—	42	—	—	52
Royalty discount	—	25	—	—	25
Earnout	—	(25)	—	—	(25)
Business divestiture	1	—	—	(130)	—
Severance, facility closures and other	4	15	4	25	15
Total other items	<u>\$ 7</u>	<u>\$ 55</u>	<u>\$ 5</u>	<u>\$ (109)</u>	<u>\$ 51</u>



The following tables set forth the reconciliation of Adjusted EBITDA to its most comparable GAAP financial measures (in millions):

	Three Months Ended			Year Ended	
	December 31,		September 30,	December 31,	
	2024	2023	2024	2024	2023
Operating profit:					
Energy Products and Services	\$ 112	\$ 94	\$ 114	\$ 475	\$ 507
Energy Equipment	152	121	129	608	371
Eliminations and corporate costs	(57)	(54)	(49)	(207)	(227)
Total operating profit	\$ 207	\$ 161	\$ 194	\$ 876	\$ 651
Operating profit %:					
Energy Products and Services	10.6 %	8.8 %	11.4 %	11.5 %	12.4 %
Energy Equipment	11.8 %	9.3 %	10.6 %	12.4 %	7.9 %
Eliminations and corporate costs	—	—	—	—	—
Total operating profit %	9.0 %	6.9 %	8.9 %	9.9 %	7.6 %
Other Items, net:					
Energy Products and Services	\$ 3	\$ 50	\$ 3	\$ 7	\$ 53
Energy Equipment	4	(1)	1	(118)	(14)
Corporate	—	6	1	2	12
Total other items	\$ 7	\$ 55	\$ 5	\$ (109)	\$ 51
(Gain)/loss on sales of fixed assets					
Energy Products and Services	\$ —	\$ 1	\$ 1	\$ —	\$ (1)
Energy Equipment	—	(1)	—	—	(4)
Corporate	—	1	—	—	2
Total (gain)/loss on sales of fixed assets	\$ —	\$ 1	\$ 1	\$ —	\$ (3)
Depreciation & amortization:					
Energy Products and Services	\$ 58	\$ 48	\$ 54	\$ 221	\$ 183
Energy Equipment	29	28	29	115	111
Corporate	1	1	3	7	8
Total depreciation & amortization	\$ 88	\$ 77	\$ 86	\$ 343	\$ 302
Adjusted EBITDA:					
Energy Products and Services	\$ 173	\$ 193	\$ 172	\$ 703	\$ 742
Energy Equipment	185	147	159	605	464
Eliminations and corporate costs	(56)	(46)	(45)	(198)	(205)
Total Adjusted EBITDA	\$ 302	\$ 294	\$ 286	\$ 1,110	\$ 1,001
Adjusted EBITDA %:					
Energy Products and Services	16.3 %	18.0 %	17.1 %	17.0 %	18.2 %
Energy Equipment	14.4 %	11.3 %	13.0 %	12.4 %	9.9 %
Eliminations and corporate costs	—	—	—	—	—
Total Adjusted EBITDA %	13.1 %	12.5 %	13.1 %	12.5 %	11.7 %
Reconciliation of Adjusted EBITDA:					
GAAP net income attributable to Company	\$ 160	\$ 598	\$ 130	\$ 635	\$ 993
Noncontrolling interests	1	(3)	—	—	(8)
Provision (benefit) for income taxes	38	(460)	44	196	(373)
Interest expense	24	23	21	91	88
Interest income	(11)	(7)	(11)	(38)	(28)
Equity (income) loss in unconsolidated affiliates	1	(18)	—	(36)	(119)
Other (income) expense, net	(6)	28	10	28	98
(Gain)/loss on sales of fixed assets	—	1	1	—	(3)
Depreciation and amortization	88	77	86	343	302
Other Items, net:	7	55	5	(109)	51
Total Adjusted EBITDA	\$ 302	\$ 294	\$ 286	\$ 1,110	\$ 1,001



Liquidity and Capital Resources

Overview

At December 31, 2024, the Company had cash and cash equivalents of \$1,230 million, and total debt of \$1,740 million. At December 31, 2023, cash and cash equivalents were \$816 million and total debt was \$1,725 million. As of December 31, 2024, approximately \$633 million of the \$1,230 million of cash and cash equivalents was held by our foreign subsidiaries and the earnings associated with this cash, if repatriated to the U.S., could be subject to foreign withholding taxes and incremental U.S. taxation. If opportunities to invest in the U.S. are greater than available cash balances that are not subject to income tax, rather than repatriating cash, the Company may choose to borrow against its revolving credit facility.

On September 12, 2024, the Company entered into a new \$1.5 billion five-year unsecured revolving credit facility. This new credit facility replaced the Company's previous \$2.0 billion revolving credit facility. The Company has the right to increase the aggregate commitments under this new agreement to an aggregate amount of up to \$2.5 billion upon the consent of only those lenders holding any such increase. Interest under the multicurrency facility is based upon Secured Overnight Financing Rate (SOFR), Euro Interbank Offered Rate (EURIBOR), Sterling Overnight Index Average (SONIA), Canadian Overnight Repo Rate Average (CORRA), or Norwegian Interbank Offered Rate (NIBOR), plus 1.25% subject to a ratings-based grid or the U.S. prime rate. The new credit facility contains a financial covenant establishing a maximum debt-to-capitalization ratio of 60%. As of December 31, 2024, the Company was in compliance with a debt-to-capitalization ratio of 23.8% and had no outstanding letters of credit issued under the facility, resulting in \$1.5 billion of available funds.

A consolidated joint venture of the Company borrowed \$120 million against a \$150 million bank line of credit for the construction of a facility in Saudi Arabia. Interest under the bank line of credit is based upon SOFR plus 1.40%. The bank line of credit contains a financial covenant regarding maximum debt-to-equity ratio of 75%. As of December 31, 2024, the joint venture was in compliance. The facility construction was completed in the fourth quarter of 2022, and the joint venture will not have future borrowings on the line of credit. The line of credit repayment schedule began in December 2022 with final payment no later than June 2032. As of December 31, 2024, the Company has a carrying value of \$94 million in borrowings related to this line of credit. The Company has \$11 million in payments related to this line of credit due in the next twelve months.

The Company's outstanding debt at December 31, 2024 consisted primarily of \$1,091 million in 3.95% Senior Notes, \$496 million in 3.60% Senior Notes, and other debt of \$153 million. The Company was in compliance with all covenants at December 31, 2024. Long-term lease liabilities totaled \$544 million at December 31, 2024.

The Company had \$500 million of outstanding letters of credit at December 31, 2024, primarily in the U.S. and Norway, that are under various bilateral letter of credit facilities. Letters of credit are issued as bid bonds, advanced payment bonds and performance bonds.

The following table summarizes our net cash provided by (used in) continuing operating activities, continuing investing activities and continuing financing activities for the periods presented (in millions):

	Year Ended December 31,		
	2024	2023	2022
Net cash provided by (used in) operating activities	\$ 1,304	\$ 143	\$ (179)
Net cash used in investing activities	(471)	(293)	(238)
Net cash used in financing activities	(406)	(103)	(96)

Significant uses and sources of cash during 2024:

- Cash flows provided by operating activities were \$1.30 billion, primarily driven by higher levels of profitability and changes in the primary components of our working capital (inventories, contract assets, receivables, and accounts payable).
- Capital expenditures were \$351 million.
- Business acquisitions, net of cash acquired, were \$298 million.
- Business divestitures, net of cash disposed, were \$176 million.
- Payments of \$108 million in dividends to our shareholders.
- Share repurchases were \$229 million.

Other

The effect of the change in exchange rates on cash was a decrease of \$13 million for the year ended December 31, 2024, no change for the year ended December 31, 2023, and a decrease of \$9 million for the years ended December 31, 2022.



We believe that cash on hand, cash generated from operations and amounts available under our credit facilities and from other sources of debt will be sufficient to fund operations, working capital needs, capital expenditure requirements, dividends and financing obligations for the foreseeable future.

During the three months ended December 31, 2024, the Company repurchased 7.5 million shares of common stock under its share repurchase program for an aggregate amount of \$112 million. During the year ended December 31, 2024, the Company repurchased 14.2 million shares of common stock under its share repurchase program for an aggregate amount of \$229 million. The Company expects to return at least 50% of Excess Free Cash Flow (defined as cash flows from operations less capital expenditures and other investments, including acquisitions and divestitures), through a combination of steady, quarterly base dividends, opportunistic stock buybacks, and an annual supplemental dividend to true-up returns to shareholders on an annual basis.

We may pursue additional acquisition candidates, but the timing, size or success of any acquisition effort and the related potential capital commitments cannot be predicted. We continue to expect to fund future cash acquisitions primarily with cash flows from operations and borrowings, including the unborrowed portion of the revolving credit facility or new debt issuances, but may also issue additional equity either directly or in connection with acquisitions. There can be no assurance that additional financing for acquisitions will be available at terms acceptable to us.

As of December 31, 2024, the Company had \$68 million of unrecognized tax benefits. This represents the tax benefits associated with various tax positions taken, or expected to be taken, on domestic and international tax returns that have not been recognized in our financial statements due to uncertainty regarding their resolution. Due to the uncertainty of the timing of future cash flows associated with these unrecognized tax benefits, we are unable to make reasonably reliable estimates of the period of cash settlement, if any, with the respective taxing authorities. For further information related to unrecognized tax benefits, see Note 15 to the Consolidated Financial Statements.

Critical Accounting Policies and Estimates

In preparing the financial statements, we make assumptions, estimates and judgments that affect the amounts reported. We periodically evaluate our estimates and judgments that are most critical in nature which are related to revenue recognition under long-term construction contracts and impairment of goodwill and other indefinite-lived intangible assets. Our estimates are based on historical experience and on our future expectations that we believe are reasonable. The combination of these factors forms the basis for making judgments about the carrying values of assets and liabilities that are not readily apparent from other sources. Actual results are likely to differ from our current estimates and those differences may be material.

Revenue Recognition under Long-Term Construction Contracts

Revenue is recognized over-time for certain long-term construction contracts in the Energy Equipment segment. These contracts include custom designs for customer-specific applications that are unique and require significant engineering efforts. Revenue is recognized as work progresses on each contract. Right to payment is enforceable for performance completed to date, including a reasonable profit.

We generally use the cost-to-cost (input) measure of progress for our contracts because it best depicts the transfer of assets to the customer which occurs as we incur costs. Estimating total revenue and cost at completion of long-term construction contracts is complex, subject to many variables and requires significant judgment. Under the cost-to-cost measure of progress, progress towards completion of each contract is measured based on the ratio of costs incurred to date to the total estimated costs at completion of the performance obligation. Revenues, including estimated fees or profits, are recorded proportionally as costs are incurred. These costs include labor, materials, subcontractors' costs, and other direct costs. Any expected losses on a project are recorded in full in the period in which the loss becomes probable.

These long-term construction contracts generally include integrating a complex set of tasks and components into a single project or capability, so are accounted for as one performance obligation.

It is common for our long-term contracts to contain late delivery fees, work performance guarantees, and other provisions that can either increase or decrease the transaction price. We estimate variable consideration as the most likely amount we expect to receive. We include variable consideration in the estimated transaction price to the extent it is probable that a significant reversal of cumulative revenue recognized will not occur, or when the uncertainty associated with the variable consideration is resolved. Our estimates of variable consideration and determination of whether to include estimated amounts in the transaction price are based on an assessment of our anticipated performance and historical, current and forecasted information that is reasonably available to us. Net revenue recognized from performance obligations satisfied in previous periods was \$19 million for the year ended December 31, 2024 primarily due to change orders.



Goodwill

Goodwill represents the excess of acquisition price paid over the fair value of the tangible and identifiable intangible assets acquired and liabilities assumed. The Company has approximately \$1.6 billion of goodwill as of December 31, 2024. Generally accepted accounting principles require the Company to test goodwill for impairment at least annually or more frequently whenever events or circumstances indicate that goodwill might be impaired. Events or circumstances which could indicate a potential impairment include (but are not limited to): a significant sustained reduction in worldwide oil and gas prices or drilling; a significant sustained reduction in profitability or cash flow of oil and gas companies or drilling contractors; a significant sustained reduction in the market capitalization of the Company; a significant sustained reduction in capital investment by drilling companies and oil and gas companies; and a significant sustained increase in worldwide inventories of oil or gas.

The Company has the option to first perform a qualitative assessment to determine whether it is more likely than not that the fair value of a reporting unit is greater than its carrying amount. If the qualitative assessment indicates that it is more likely than not that the fair value of a reporting unit is greater than its carrying amount, no further testing is required. However, if the Company concludes otherwise, then it is required to perform a quantitative assessment.

If and when the Company performs a quantitative assessment, it is based on the Company's discounted cash flow analysis. The discounted cash flow is based on management's forecast of operating performance for each reporting unit. The two main assumptions used in measuring goodwill impairment, which bear the risk of change and could impact the Company's goodwill impairment analysis, include the cash flows from operations from each of the Company's individual reporting units and the weighted average cost of capital. The starting point for each of the reporting unit's cash flows from operations is the detailed annual plan or updated forecast. Cash flows beyond the specific operating plans were estimated using a terminal value calculation, which incorporated historical and forecasted financial cyclical trends for each reporting unit and considered long-term earnings growth rates. The financial and credit market volatility directly impacts our fair value measurement through our weighted average cost of capital that we use to determine our discount rate. During times of volatility, significant judgment must be applied to determine whether credit changes are a short-term or long-term trend.

The Company elected to first perform the qualitative assessment described above for the purposes of its annual goodwill impairment test in 2024. Based on the results of the assessment, the Company concluded it was more likely than not that the fair value of each of its reporting units was greater than its carrying amount and no further testing was performed.

Inventory Reserves

Inventory is carried at the lower of cost or estimated net realizable value. The Company reviews historical usage of inventory on-hand, assumptions about future demand and market conditions, current cost and estimates about potential alternative uses, which are limited, to estimate net realizable value. The Company's inventory consists of finished goods, spare parts, work in process, and raw materials to support ongoing manufacturing operations and the Company's large installed base of highly specialized oilfield equipment. The Company's estimated carrying value of inventory depends upon demand largely driven by levels of oil and gas well drilling and remediation activity, which depends in turn upon oil and gas prices, the general outlook for economic growth worldwide, available financing for the Company's customers, political stability and governmental regulation in major oil and gas producing areas, and the potential obsolescence of various types of equipment we sell, among other factors.

During 2024, 2023, and 2022 we recorded inventory provision charges (credits) to inventory reserves of \$31 million, \$28 million, and \$(18) million, respectively. At December 31, 2024 and 2023, inventory reserves totaled \$286 and \$354 million, or 12.9% and 14.1% of gross inventory, respectively.

The Company has continued to invest in developing and advancing products and technologies, contributing to the obsolescence of certain older products in a dramatically-shifted and more highly competitive recovering market, but also ensuring that the portfolio of products and services offered by the Company will meet customer needs in 2024 and beyond.

We will continue to assess our inventory levels and inventory offerings for our customers, which could require the Company to record additional allowances to reduce the value of its inventory. Such changes in our estimates or assumptions could be material under weaker market conditions or outlook.



Income Taxes

The Company is U.S. registered and is subject to income taxes in the U.S. The Company operates through various subsidiaries in a number of countries throughout the world. Income taxes have been recorded based upon the tax laws and rates of the countries in which the Company operates and income is earned.

The Company's annual tax provision is based on taxable income, statutory rates and tax planning opportunities available in the various jurisdictions in which it operates. The determination and evaluation of the annual tax provision and tax positions involves the interpretation of the tax laws in the various jurisdictions in which the Company operates. It requires significant judgment and the use of estimates and assumptions regarding significant future events such as the amount, timing and character of income, deductions and tax credits. Changes in tax laws, regulations, treaties, foreign currency exchange restrictions or the Company's level of operations or profitability in each jurisdiction could impact the tax liability in any given year. The Company also operates in many jurisdictions where the tax laws relating to the pricing of transactions between related parties are open to interpretation, which could potentially result in aggressive tax authorities asserting additional tax liabilities with no offsetting tax recovery in other countries. In 2022, the Company received and paid a \$51 million transfer pricing tax assessment in Denmark. The Company and its advisors believe the assessment is without merit. The Company is presently appealing and believes it will be reimbursed following a successful appeals process. The payment has been recorded as a long-term receivable.

The Company maintains liabilities for estimated tax exposures in jurisdictions of operation. The annual tax provision includes the impact of income tax provisions and benefits for changes to liabilities that the Company considers appropriate, as well as related interest. Tax exposure items primarily include potential challenges to intercompany pricing and certain operating expenses that may not be deductible in foreign jurisdictions. These exposures are resolved primarily through the settlement of audits within these tax jurisdictions or by judicial means. The Company is subject to audits by federal, state and foreign jurisdictions which may result in proposed assessments. The Company believes that an appropriate liability has been established for estimated exposures under the guidance in ASC Topic 740 "Income Taxes" ("ASC Topic 740"). However, actual results may differ materially from these estimates. The Company reviews these liabilities quarterly and to the extent audits or other events result in an adjustment to the liability accrued for a prior year, the effect will be recognized in the period of the event. The IRS has proposed an adjustment to certain restructuring steps which occurred in 2017. The Company and its advisors believe these restructuring steps were properly completed in accordance with U.S. tax laws and regulations and has appealed the proposed adjustment. However, if the Company is unsuccessful in the appeals process, the IRS proposed adjustment would be substantially offset by the utilization of foreign tax credit carryforwards which subsequently expired unused or are fully reserved by a valuation allowance and \$48 million additional income tax expense would be owed. The Canada Revenue Agency has proposed an adjustment for dividends received in Canada between 2016 and 2018. The Company and its advisors believe its filing position is consistent with Canadian tax law and tax court cases and has appealed the proposed adjustment. If the Company is unsuccessful in the process, \$31 million additional income tax expense would be owed.

During 2023, the Company determined it was more likely than not that the Company would be able to realize the benefit of a substantial portion of the deferred tax assets in the United States and the majority of its other international jurisdictions and released valuation allowances on certain deferred tax assets. Management applied significant judgment in assessing the positive and negative evidence available in the determination of the amount of deferred tax assets that were more likely than not to be realized in the future. Although the Company considered future taxable income in its assessment, the Company concluded that, as of December 31, 2023, a valuation allowance was still required for certain United States foreign tax credit carryforwards and deferred tax assets in certain other jurisdictions.

As of December 31, 2024, the Company has recorded valuation allowances of \$266 million that the Company intends to maintain until it is more likely than not the deferred tax assets will be realized. Income tax expense recorded in the future will be reduced to the extent of any additional decreases in the Company's valuation allowances. The realization of remaining deferred tax assets is primarily dependent on future taxable income. Any reduction in future taxable income, including but not limited to any future restructuring activities, may require that the Company record an additional valuation allowance against deferred tax assets. An increase in the valuation allowance would result in additional income tax expense in such period and could have a significant impact on future earnings.

Recently Issued and Recently Adopted Accounting Standards

See Note 2 to the Consolidated Financial Statements for further discussion on recently issued and recently adopted accounting standards.



Forward-Looking Statements

The Private Securities Litigation Reform Act of 1995 provides safe harbor provisions for forward-looking information. Some of the information in this document contains, or has incorporated by reference, forward-looking statements. Statements that are not historical facts, including statements about our beliefs and expectations, are forward-looking statements. Forward-looking statements typically are identified by use of terms such as “may,” “believe,” “plan,” “will,” “expect,” “anticipate,” “estimate,” “should,” “forecast,” and similar words, although some forward-looking statements are expressed differently. We may also provide oral or written forward-looking information in other materials we release to the public. Forward-looking information involves risk and uncertainties and reflects our best judgment based on current information. You should be aware that our actual results could differ materially from results anticipated in the forward-looking statements due to a number of factors, including but not limited to changes in oil and gas prices, customer demand for our products and worldwide economic activity, including matters related to recent Russian sanctions. Given these uncertainties, current or prospective investors are cautioned not to place undue reliance on any such forward-looking statements. We undertake no obligation to update any such factors or forward-looking statements to reflect future events or developments. You should also consider carefully the statements under “Risk Factors” which address additional factors that could cause our actual results to differ from those set forth in the forward-looking statements, and additional disclosures we make in our press releases and Forms 10-Q, and 8-K. We also suggest that you listen to our quarterly earnings release conference calls with financial analysts.

ITEM 7A. QUANTITATIVE AND QUALITATIVE DISCLOSURES ABOUT MARKET RISK

We are exposed to changes in foreign currency exchange rates and interest rates. Additional information concerning each of these matters follows:

Foreign Currency Exchange Rates

We have extensive operations in foreign countries. The net assets and liabilities of these operations are exposed to changes in foreign currency exchange rates, although such fluctuations have a muted effect on net income since the functional currency for the majority of them is the local currency. These operations also have net assets and liabilities not denominated in the functional currency, which exposes us to changes in foreign currency exchange rates that impact income. During the years ended December 31, 2024, 2023 and 2022, the Company reported foreign currency losses of \$19 million, \$84 million and \$25 million, respectively. Gains and losses are primarily due to exchange rate fluctuations related to monetary asset balances denominated in currencies other than the functional currency and adjustments to our hedged positions as a result of changes in foreign currency exchange rates. Currency exchange rate fluctuations may create losses in future periods to the extent we maintain net monetary assets and liabilities not denominated in the functional currency of the NOV operation.

Some of our revenues in foreign countries are denominated in U.S. dollars, and therefore, changes in foreign currency exchange rates impact our earnings to the extent that costs associated with those U.S. dollar revenues are denominated in the local currency. Similarly, some of our revenues are denominated in foreign currencies, but have associated U.S. dollar costs, which also give rise to foreign currency exchange rate exposure. In order to mitigate that risk, we may utilize foreign currency forward contracts to better match the currency of our revenues and associated costs. We do not use foreign currency forward contracts for trading or speculative purposes.

The Company had other financial market risk sensitive instruments (cash balances, overdraft facilities, accounts receivable and accounts payable) denominated in foreign currencies with transactional exposures totaling \$594 million and translation exposures totaling \$354 million as of December 31, 2024. The Company estimates that a hypothetical 10% movement of all applicable foreign currency exchange rates on the transactional exposures could affect net income by \$47 million and the translational exposures could affect Other Comprehensive Income by \$35 million.

The counterparties to forward contracts are major financial institutions. The credit ratings and concentration of risk of these financial institutions are monitored on a continuing basis. Because these contracts are net-settled the Company’s credit risk with the counterparties is limited to the foreign currency rate differential at the end of the contract.



Interest Rate Risk

At December 31, 2024, borrowings consisted of \$1,091 million in 3.95% Senior Notes, \$496 million in 3.60% Senior Notes, and other debt of \$153 million. There were no outstanding letters of credit issued under the credit facility resulting in \$1.5 billion of available funds. Additionally, the Company's joint venture has outstanding borrowings of \$94 million under a \$150 million bank line of credit for the construction of a facility in Saudi Arabia. Interest under the bank line of credit is based upon SOFR plus 1.40%. Occasionally a portion of borrowings under our credit facility could be denominated in multiple currencies which could expose us to market risk with exchange rate movements. These instruments carry interest at a pre-agreed upon percentage point spread from either SOFR, EURIBOR, SONIA, CORRA, or NIBOR, or at the U.S. prime rate. Under our credit facility, we may, at our option, fix the interest rate for certain borrowings based on a spread over SOFR, EURIBOR, SONIA, CORRA or NIBOR for 30 days to six months. Our objective is to maintain a portion of our debt in variable rate borrowings for the flexibility obtained regarding early repayment without penalties and lower overall cost as compared with fixed-rate borrowings.

ITEM 8. FINANCIAL STATEMENTS AND SUPPLEMENTARY DATA

Attached hereto and a part of this report are financial statements and supplementary data listed in Item 15. "Exhibits and Financial Statement Schedules."

ITEM 9. CHANGES IN AND DISAGREEMENTS WITH ACCOUNTANTS ON ACCOUNTING AND FINANCIAL DISCLOSURE.

None.

ITEM 9A. CONTROLS AND PROCEDURES

(i) Evaluation of disclosure controls and procedures

As required by SEC Rule 13a-15(b), we have evaluated, under the supervision and with the participation of our management, including our principal executive officer and principal financial officer, the effectiveness of the design and operation of our disclosure controls and procedures (as defined in Rules 13a-15(e) and 15d-15(e) under the Exchange Act) as of the end of the period covered by this report. Our disclosure controls and procedures are designed to provide reasonable assurance that the information required to be disclosed by the Company in reports that it files under the Exchange Act is accumulated and communicated to the Company's management, including our principal executive officer and principal financial officer, as appropriate, to allow timely decisions regarding required disclosure and is recorded, processed, summarized and reported within the time periods specified in the rules and forms of the SEC. Our principal executive officer and principal financial officer have concluded that our current disclosure controls and procedures were effective as of December 31, 2024 at the reasonable assurance level.

Pursuant to section 302 of the Sarbanes-Oxley Act of 2002, our Chief Executive Officer and Chief Financial Officer have provided certain certifications to the Securities and Exchange Commission. These certifications are included herein as Exhibits 31.1 and 31.2.

(ii) Internal Control Over Financial Reporting

(a) Management's annual report on internal control over financial reporting.

The Company's management report on internal control over financial reporting is set forth in this annual report on Page 48 and is incorporated herein by reference.

(b) Changes in internal control

There were no changes in the Company's internal control over financial reporting that occurred during the Company's last fiscal quarter covered by this report that have materially affected, or are reasonably likely to materially affect, the Company's internal control over financial reporting.

ITEM 9B. OTHER INFORMATION

None.

ITEM 9C. DISCLOSURE REGARDING FOREIGN JURISDICTIONS THAT PREVENT INSPECTIONS.

None.



PART III

ITEM 10. DIRECTORS, EXECUTIVE OFFICERS AND CORPORATE GOVERNANCE

Incorporated by reference to the definitive Proxy Statement for the 2025 Annual Meeting of Stockholders.

ITEM 11. EXECUTIVE COMPENSATION

Incorporated by reference to the definitive Proxy Statement for the 2025 Annual Meeting of Stockholders.

ITEM 12. SECURITY OWNERSHIP OF CERTAIN BENEFICIAL OWNERS AND MANAGEMENT AND RELATED STOCKHOLDER MATTERS

Incorporated by reference to the definitive Proxy Statement for the 2025 Annual Meeting of Stockholders.

Securities Authorized for Issuance Under Equity Compensation Plans.

The following table sets forth information as of our fiscal year ended December 31, 2024, with respect to compensation plans under which our common stock may be issued:

<u>Plan Category</u>	<u>Number of securities to be issued upon exercise of warrants and rights (a)</u>	<u>Weighted-average exercise price of outstanding rights (b)</u>	<u>Number of securities remaining available for equity compensation plans (excluding securities reflected in column (a)) ('c') (1)</u>
Equity compensation plans approved by security holders	18,135,497	\$ 34.23	7,844,231
Equity compensation plans not approved by security holders	—	—	—
Total	18,135,497	\$ 34.23	7,844,231

(1) Shares could be issued through equity instruments other than stock options, warrants or rights.

ITEM 13. CERTAIN RELATIONSHIPS AND RELATED TRANSACTIONS, AND DIRECTOR INDEPENDENCE

Incorporated by reference to the definitive Proxy Statement for the 2025 Annual Meeting of Stockholders.

ITEM 14. PRINCIPAL ACCOUNTING FEES AND SERVICES

Incorporated by reference to the definitive Proxy Statement for the 2025 Annual Meeting of Stockholders.



PART IV

ITEM 15. EXHIBITS AND FINANCIAL STATEMENT SCHEDULES

Financial Statements and Exhibits

(1) Financial Statements

The following financial statements are presented in response to Part II, Item 8:

	<u>Page</u>
<u>Consolidated Balance Sheets</u>	52
<u>Consolidated Statements of Income</u>	53
<u>Consolidated Statements of Comprehensive Income</u>	54
<u>Consolidated Statements of Cash Flows</u>	55
<u>Consolidated Statements of Stockholders' Equity</u>	56
<u>Notes to Consolidated Financial Statements</u>	57

The report of NOV Inc.'s independent registered public accounting firm (PCAOB ID: 42) with respect to the above-referenced financial statements and their report on internal control over financial reporting are included before the above-referenced reports. Their consent appears in Exhibit 23.1 of this Form 10-K.

(2) Financial Statement Schedule

<u>Schedule II – Valuation and Qualifying Accounts</u>	86
--	----

All schedules, other than Schedule II, are omitted because they are not applicable, not required or the information is included in the financial statements or notes thereto.

(3) Exhibits

3.1	<u>Seventh Amended and Restated Certificate of Incorporation of NOV Inc. (Exhibit 3.1) (1)</u>
3.2	<u>Amended and Restated By-laws of NOV Inc. (Exhibit 3.1) (2)</u>
4.1	<u>Description of Securities (Exhibit 4.1) (3)</u>
4.2	<u>Indenture, dated November 15, 2012, between National Oilwell Varco, Inc. and U.S. Bank National Association (Exhibit 4.1) (4)</u>
4.3	<u>Third Supplemental Indenture, dated November 20, 2012, between National Oilwell Varco, Inc. and U.S. Bank National Association (Exhibit 4.6) (4)</u>
4.4	<u>Fourth Supplemental Indenture, dated November 14, 2019, between National Oilwell Varco, Inc. and Wells Fargo Bank, National Association, as successor trustee. (Exhibit 4.2) (5)</u>
10.1	<u>5-Year Credit Agreement, dated as of September 12, 2024, among NOV Inc. and the financial institutions signatory thereto, including Wells Fargo Bank, National Association, in its capacity, among others, as Administrative Agent, an Arranger and a Joint Book Runner (Exhibit 10.1) (6)</u>
10.2	<u>NOV Inc. Long-Term Incentive Plan, as amended and restated (7)*</u>
10.3	<u>Form of Executive Employment Agreement (Exhibit 10.1) (8)*</u>
10.4	<u>Form of Executive Severance Agreement (Exhibit 10.2) (9)*</u>
10.5	<u>Form of Restricted Stock Unit Agreement (2022) (Exhibit 10.1) (10)*</u>
10.6	<u>Form of Performance Award Agreement (2022) (Exhibit 10.2) (10)*</u>
10.7	<u>Form of Employee Nonqualified Stock Option Grant Agreement (2022) (Exhibit 10.3) (10)*</u>
10.8	<u>Form of Non-Employee Director Restricted Stock Unit Agreement (2022) (Exhibit 10.1) (11)*</u>
10.9	<u>Form of Performance Award Agreement (2023) (Exhibit 10.1) (12)*</u>



10.10	<u>Form of Restricted Stock Unit Agreement (2024) (Exhibit 10.2) (13)*</u>
10.11	<u>Form of Performance Award Agreement (2024) (Exhibit 10.3) (13)*</u>
10.12	<u>Form of Employee Nonqualified Stock Option Grant Agreement (2024) (Exhibit 10.4) (13)*</u>
10.13	<u>NOV Inc. Retirement Policy for Equity Awards (Exhibit 10.1) (14)*</u>
10.14	<u>Form of Indemnification Agreement (Exhibit 10.1) (1)*</u>
10.15	<u>Single Premium Guaranteed Annuity Contract Purchase Agreement, dated February 14, 2023 (Exhibit 10.1) (15)</u>
10.16	<u>NOV Inc. Executive Severance Plan and Form of Participation Agreement (16)*</u>
19	<u>NOV Policy on Insider Trading (16)</u>
21.1	<u>Subsidiaries of the Registrant (16)</u>
23.1	<u>Consent of Ernst & Young LLP (16)</u>
24.1	<u>Power of Attorney (included on signature page hereto) (16)</u>
31.1	<u>Certification pursuant to Rule 13a-14a and Rule 15d-14(a) of the Securities and Exchange Act, as amended (16)</u>
31.2	<u>Certification pursuant to Rule 13a-14a and Rule 15d-14(a) of the Securities and Exchange Act, as amended (16)</u>
32.1	<u>Certification pursuant to Section 906 of the Sarbanes-Oxley Act of 2002 (17)</u>
32.2	<u>Certification pursuant to Section 906 of the Sarbanes-Oxley Act of 2002 (17)</u>
95	<u>Mine Safety Information pursuant to section 1503 of the Dodd-Frank Act (16)</u>
97	<u>Compensation Recovery Policy (16)</u>
101.INS	Inline XBRL Instance Document – the instance document does not appear in the Interactive Data File because its XBRL tags are embedded within the Inline XBRL document.
101.SCH	Inline XBRL Taxonomy Extension Schema Document
101.CAL	Inline XBRL Taxonomy Extension Calculation Linkbase Document
101.DEF	Inline XBRL Taxonomy Extension Definition Linkbase Document
101.LAB	Inline XBRL Taxonomy Extension Label Linkbase Document
101.PRE	Inline XBRL Taxonomy Extension Presentation Linkbase Document
104	Cover Page Interactive Data File (formatted as inline XBRL and contained in Exhibit 101)

* Compensatory plan or arrangement for management or others.

- (1) Filed as an Exhibit to our Current Report on Form 8-K filed on May 18, 2023.
- (2) Filed as an Exhibit to our Current Report on Form 8-K filed on February 28, 2023.
- (3) Filed as an Exhibit to our Annual Report on Form 10-K filed on February 12, 2021.
- (4) Filed as an Exhibit to our Current Report on Form 8-K filed on November 20, 2012.
- (5) Filed as an Exhibit to our Current Report on Form 8-K filed on November 14, 2019.
- (6) Filed as an Exhibit to our Current Report on Form 8-K filed on September 12, 2024.
- (7) Filed as Appendix I to our Proxy Statement filed on April 8, 2022.
- (8) Filed as an Exhibit to our Current Report on Form 8-K filed on December 4, 2023.
- (9) Filed as an Exhibit to our Current Report on Form 8-K filed on November 24, 2014.
- (10) Filed as an Exhibit to our Current Report on Form 8-K filed on February 22, 2022.
- (11) Filed as an Exhibit to our Quarterly Report on Form 10-Q filed on July 28, 2022.
- (12) Filed as an Exhibit to our Quarterly Report on Form 10-Q filed on April 27, 2023.
- (13) Filed as an Exhibit to our Quarterly Report on Form 10-Q filed on April 26, 2024.



- (14) Filed as an Exhibit to our Current Report on Form 8-K filed on July 12, 2022.
- (15) Filed as an Exhibit to our Current Report on Form 8-K filed on February 21, 2023.
- (16) Filed with this Form 10-K.
- (17) Furnished with this Form 10-K.

We hereby undertake, pursuant to Regulation S-K, Item 601(b), paragraph (4) (iii), to furnish to the U.S. Securities and Exchange Commission, upon request, all constituent instruments defining the rights of holders of our long-term debt not filed herewith.



SIGNATURES

Pursuant to the requirements of Section 13 or 15(d) of the Securities Exchange Act of 1934, the registrant has duly caused this report to be signed on its behalf by the undersigned, thereunto duly authorized.

NOV INC.

Dated: February 14, 2025

By: /s/ CLAY C. WILLIAMS
Clay C. Williams
Chairman, President and Chief Executive Officer

Pursuant to the requirements of the Securities Exchange Act of 1934, this report has been signed below by the following persons on behalf of the registrant and in the capacities and on the dates indicated.

Each person whose signature appears below in so signing, constitutes and appoints Clay C. Williams and Jose A. Bayardo, and each of them acting alone, his/her true and lawful attorney-in-fact and agent, with full power of substitution, for him/her and in his/her name, place and stead, in any and all capacities, to execute and cause to be filed with the Securities and Exchange Commission any and all amendments to this report, and in each case to file the same, with all exhibits thereto and other documents in connection therewith, and hereby ratifies and confirms all that said attorney-in-fact or his/her substitute or substitutes may do or cause to be done by virtue hereof.

<u>Signature</u>	<u>Title</u>	<u>Date</u>
/s/ CLAY C. WILLIAMS Clay C. Williams	Chairman, President and Chief Executive Officer	February 14, 2025
/s/ JOSE A. BAYARDO Jose A. Bayardo	Senior Vice President and Chief Financial Officer	February 14, 2025
/s/ CHRISTY H. NOVAK Christy H. Novak	Vice President, Corporate Controller and Chief Accounting Officer	February 14, 2025
/s/ GREG L. ARMSTRONG Greg L. Armstrong	Director	February 14, 2025
/s/ MARCELA E. DONADIO Marcela E. Donadio	Director	February 14, 2025
/s/ BEN A. GUILL Ben A. Guill	Director	February 14, 2025
/s/ DAVID D. HARRISON David D. Harrison	Director	February 14, 2025
/s/ CHRISTIAN S. KENDALL Christian S. Kendall	Director	February 14, 2025
/s/ PATRICIA MARTINEZ Patricia Martinez	Director	February 14, 2025
/s/ ERIC L. MATTSON Eric L. Mattson	Director	February 14, 2025
/s/ PATRICIA B. MELCHER Patricia B. Melcher	Director	February 14, 2025
/s/ WILLIAM R. THOMAS William R. Thomas	Director	February 14, 2025
/s/ ROBERT S. WELBORN Robert S. Welborn	Director	February 14, 2025



MANAGEMENT'S REPORT ON INTERNAL CONTROL OVER FINANCIAL REPORTING

NOV Inc.'s management is responsible for establishing and maintaining adequate internal control over financial reporting. NOV Inc.'s internal control system was designed to provide reasonable assurance regarding the reliability of financial reporting and the preparation of financial statements for external purposes in accordance with generally accepted accounting principles.

Internal control over financial reporting cannot provide absolute assurance of achieving financial reporting objectives because of its inherent limitations. Internal control over financial reporting is a process that involves human diligence and compliance and is subject to lapses in judgment and breakdowns resulting from human failures. Internal control over financial reporting also can be circumvented by collusion or improper management override. Because of such limitations, there is a risk that material misstatements may not be prevented or detected on a timely basis by internal control over financial reporting. However, these inherent limitations are known features of the financial reporting process. Therefore, it is possible to design into the process safeguards to reduce, though not eliminate, this risk.

Management has used the 2013 framework set forth in the report entitled "Internal Control—Integrated Framework" published by the Committee of Sponsoring Organizations ("COSO") of the Treadway Commission to evaluate the effectiveness of the Company's internal control over financial reporting. Management has concluded that the Company's internal control over financial reporting was effective as of December 31, 2024.

The effectiveness of our internal control over financial reporting as of December 31, 2024, has been audited by Ernst & Young LLP, the independent registered public accounting firm which also has audited the Company's Consolidated Financial Statements included in this Annual Report on Form 10-K.

/s/ Clay C. Williams

Clay C. Williams

Chairman, President and Chief Executive Officer

/s/ Jose A. Bayardo

Jose A. Bayardo

Senior Vice President and Chief Financial Officer

Houston, Texas

February 14, 2025



REPORT OF INDEPENDENT REGISTERED PUBLIC ACCOUNTING FIRM

To the Shareholders and the Board of Directors of NOV Inc.

Opinion on Internal Control Over Financial Reporting

We have audited NOV Inc.'s internal control over financial reporting as of December 31, 2024, based on criteria established in Internal Control—Integrated Framework issued by the Committee of Sponsoring Organizations of the Treadway Commission (2013 framework) (the COSO criteria). In our opinion, NOV Inc. (the Company) maintained, in all material respects, effective internal control over financial reporting as of December 31, 2024, based on the COSO criteria.

We also have audited, in accordance with the standards of the Public Company Accounting Oversight Board (United States) (PCAOB), the 2024 consolidated financial statements of the Company and our report dated February 14, 2025, expressed an unqualified opinion thereon.

Basis for Opinion

The Company's management is responsible for maintaining effective internal control over financial reporting and for its assessment of the effectiveness of internal control over financial reporting included in the accompanying Management's Report on Internal Control Over Financial Reporting. Our responsibility is to express an opinion on the Company's internal control over financial reporting based on our audit. We are a public accounting firm registered with the PCAOB and are required to be independent with respect to the Company in accordance with the U.S. federal securities laws and the applicable rules and regulations of the Securities and Exchange Commission and the PCAOB.

We conducted our audit in accordance with the standards of the PCAOB. Those standards require that we plan and perform the audit to obtain reasonable assurance about whether effective internal control over financial reporting was maintained in all material respects.

Our audit included obtaining an understanding of internal control over financial reporting, assessing the risk that a material weakness exists, testing and evaluating the design and operating effectiveness of internal control based on the assessed risk, and performing such other procedures as we considered necessary in the circumstances. We believe that our audit provides a reasonable basis for our opinion.

Definition and Limitations of Internal Control Over Financial Reporting

A company's internal control over financial reporting is a process designed to provide reasonable assurance regarding the reliability of financial reporting and the preparation of financial statements for external purposes in accordance with generally accepted accounting principles. A company's internal control over financial reporting includes those policies and procedures that (1) pertain to the maintenance of records that, in reasonable detail, accurately and fairly reflect the transactions and dispositions of the assets of the company; (2) provide reasonable assurance that transactions are recorded as necessary to permit preparation of financial statements in accordance with generally accepted accounting principles, and that receipts and expenditures of the company are being made only in accordance with authorizations of management and directors of the company; and (3) provide reasonable assurance regarding prevention or timely detection of unauthorized acquisition, use, or disposition of the company's assets that could have a material effect on the financial statements.

Because of its inherent limitations, internal control over financial reporting may not prevent or detect misstatements. Also, projections of any evaluation of effectiveness to future periods are subject to the risk that controls may become inadequate because of changes in conditions, or that the degree of compliance with the policies or procedures may deteriorate.

/s/ Ernst & Young LLP

Houston, Texas
February 14, 2025



REPORT OF INDEPENDENT REGISTERED PUBLIC ACCOUNTING FIRM

To the Shareholders and the Board of Directors of NOV Inc.

Opinion on the Financial Statements

We have audited the accompanying consolidated balance sheets of NOV Inc. (the Company) as of December 31, 2024 and 2023, the related consolidated statements of income, comprehensive income, cash flows, and stockholders' equity for each of the three years in the period ended December 31, 2024, and the related notes and financial statement schedule listed in the Index at Item 15(2) (collectively referred to as the "consolidated financial statements"). In our opinion, the consolidated financial statements present fairly, in all material respects, the consolidated financial position of the Company at December 31, 2024 and 2023, and the results of its operations and its cash flows for each of the three years in the period ended December 31, 2024, in conformity with U.S. generally accepted accounting principles.

We also have audited, in accordance with the standards of the Public Company Accounting Oversight Board (United States) (PCAOB), the Company's internal control over financial reporting as of December 31, 2024, based on criteria established in Internal Control-Integrated Framework issued by the Committee of Sponsoring Organizations of the Treadway Commission (2013 framework) and our report dated February 14, 2025, expressed an unqualified opinion thereon.

Basis for Opinion

These financial statements are the responsibility of the Company's management. Our responsibility is to express an opinion on the Company's financial statements based on our audits. We are a public accounting firm registered with the PCAOB and are required to be independent with respect to the Company in accordance with the U.S. federal securities laws and the applicable rules and regulations of the Securities and Exchange Commission and the PCAOB.

We conducted our audits in accordance with the standards of the PCAOB. Those standards require that we plan and perform the audit to obtain reasonable assurance about whether the financial statements are free of material misstatement, whether due to error or fraud. Our audits included performing procedures to assess the risks of material misstatement of the financial statements, whether due to error or fraud, and performing procedures that respond to those risks. Such procedures included examining, on a test basis, evidence regarding the amounts and disclosures in the financial statements. Our audits also included evaluating the accounting principles used and significant estimates made by management, as well as evaluating the overall presentation of the financial statements. We believe that our audits provide a reasonable basis for our opinion.

Critical Audit Matter

The critical audit matter communicated below is a matter arising from the current period audit of the consolidated financial statements that was communicated or required to be communicated to the audit committee and that: (1) relates to accounts or disclosures that are material to the financial statements and (2) involved our especially challenging, subjective or complex judgments. The communication of the critical audit matter does not alter in any way our opinion on the consolidated financial statements, taken as a whole, and we are not, by communicating the critical audit matter below, providing a separate opinion on the critical audit matter or on the accounts or disclosures to which it relates.

Revenue recognition under long-term construction contracts

Description of the Matter As discussed in Note 2 to the consolidated financial statements, the Company recognizes revenue over time for certain long-term construction contracts using an input method described as the cost-to-cost approach to determine the extent of progress towards completion of performance obligations. Under the cost-to-cost approach, the determination of the progress towards completion requires management to prepare estimates of the costs to complete, which are subject to considerable judgment and could be impacted by such items as changes to the project schedule and the cost of labor and material.

Auditing management's estimate of the progress towards completion of its projects involved subjectivity as the costs to complete forecasts are subject to considerable judgment.

How We Addressed the Matter in Our Audit We obtained an understanding, evaluated the design and tested the operating effectiveness of controls over the Company's estimate of the progress towards completion of its projects, including key controls related to monitoring projected project costs.

To test the Company's estimate of the progress towards completion of its projects, we performed audit procedures that included, among others, testing the significant assumptions discussed above to develop the estimated cost to



complete and testing the completeness and accuracy of the underlying data. To assess management's estimated costs, we performed audit procedures that included, among others, agreeing the estimates to supporting documentation; conducting interviews with project personnel; attending selected project review meetings; performing observations of select projects to observe progress; and performing lookback analyses to historical actual costs to assess management's ability to estimate.

/s/ Ernst & Young LLP

We have served as the Company's auditor since at least 1995, but we are unable to determine the specific year.

Houston, Texas
February 14, 2025



NOV INC.
CONSOLIDATED BALANCE SHEETS
(In millions, except share data)

	December 31,	
	2024	2023
ASSETS		
Current assets:		
Cash and cash equivalents	\$ 1,230	\$ 816
Receivables, net	1,819	1,905
Inventories, net	1,932	2,151
Contract assets	577	739
Prepaid and other current assets	212	229
Total current assets	<u>5,770</u>	<u>5,840</u>
Property, plant and equipment, net	1,922	1,865
Lease right-of-use assets, operating	353	372
Lease right-of-use assets, financing	196	172
Deferred income taxes	413	488
Goodwill	1,630	1,562
Intangibles, net	508	450
Investment in unconsolidated affiliates	163	211
Other assets	406	334
Total assets	<u>\$ 11,361</u>	<u>\$ 11,294</u>
LIABILITIES AND STOCKHOLDERS' EQUITY		
Current liabilities:		
Accounts payable	\$ 837	\$ 904
Accrued liabilities	861	870
Contract liabilities	492	532
Current portion of lease liabilities	102	94
Current portion of long-term debt	37	13
Accrued income taxes	18	22
Total current liabilities	<u>2,347</u>	<u>2,435</u>
Long-term debt	1,703	1,712
Lease liabilities	544	558
Deferred income taxes	56	70
Other liabilities	283	277
Total liabilities	<u>4,933</u>	<u>5,052</u>
Commitments and contingencies		
Stockholders' equity:		
Common stock - par value \$.01; 1 billion shares authorized; 381,549,541 and 393,945,659 shares issued and outstanding at December 31, 2024 and December 31, 2023	4	4
Additional paid-in capital	8,625	8,812
Accumulated other comprehensive loss	(1,625)	(1,493)
Retained deficit	(628)	(1,155)
Total Company stockholders' equity	<u>6,376</u>	<u>6,168</u>
Noncontrolling interests	52	74
Total stockholders' equity	<u>6,428</u>	<u>6,242</u>
Total liabilities and stockholders' equity	<u>\$ 11,361</u>	<u>\$ 11,294</u>

The accompanying notes are an integral part of these statements.



NOV INC.
CONSOLIDATED STATEMENTS OF INCOME
(In millions, except per share data)

	Year Ended December 31,		
	2024	2023	2022
Revenue			
Sales	\$ 5,830	\$ 5,775	\$ 4,873
Services	1,991	1,789	1,482
Rental	1,049	1,019	882
Total	<u>8,870</u>	<u>8,583</u>	<u>7,237</u>
Cost of revenue			
Sales	4,759	4,798	4,146
Services	1,543	1,367	1,186
Rental	558	585	571
Total	<u>6,860</u>	<u>6,750</u>	<u>5,903</u>
Gross profit	<u>2,010</u>	<u>1,833</u>	<u>1,334</u>
Selling, general and administrative	<u>1,134</u>	<u>1,182</u>	<u>1,070</u>
Operating profit	876	651	264
Interest and financial costs	(91)	(88)	(78)
Interest income	38	28	19
Equity income in unconsolidated affiliates	36	119	68
Other expense, net	<u>(28)</u>	<u>(98)</u>	<u>(35)</u>
Income before income taxes	831	612	238
Provision (benefit) for income taxes	<u>196</u>	<u>(373)</u>	<u>83</u>
Net income	<u>635</u>	<u>985</u>	<u>155</u>
Net loss attributable to noncontrolling interests	—	(8)	—
Net income attributable to Company	<u>\$ 635</u>	<u>\$ 993</u>	<u>\$ 155</u>
Net income attributable to Company per share:			
Basic	<u>\$ 1.62</u>	<u>\$ 2.53</u>	<u>\$ 0.40</u>
Diluted	<u>\$ 1.60</u>	<u>\$ 2.50</u>	<u>\$ 0.39</u>
Cash dividends per share	<u>\$ 0.275</u>	<u>\$ 0.20</u>	<u>\$ 0.20</u>
Weighted average shares outstanding:			
Basic	<u>392</u>	<u>393</u>	<u>390</u>
Diluted	<u>396</u>	<u>397</u>	<u>394</u>

The accompanying notes are an integral part of these statements.



NOV INC.
CONSOLIDATED STATEMENTS OF COMPREHENSIVE INCOME
(In millions)

	<u>Year Ended December 31,</u>		
	<u>2024</u>	<u>2023</u>	<u>2022</u>
Net income	\$ 635	\$ 985	\$ 155
Other comprehensive income:			
Currency translation adjustments	(137)	113	(30)
Change in derivative financial instruments, net of tax	(5)	(1)	(11)
Change in defined benefit plans, net of tax	10	(12)	(6)
Comprehensive income	<u>503</u>	<u>1,085</u>	<u>108</u>
Net loss attributable to noncontrolling interests	-	(8)	-
Comprehensive income attributable to Company	<u>\$ 503</u>	<u>\$ 1,093</u>	<u>\$ 108</u>

The accompanying notes are an integral part of these statements.



NOV INC.
CONSOLIDATED STATEMENTS OF CASH FLOWS
(In millions)

	Year Ended December 31,		
	2024	2023	2022
Cash flows from operating activities:			
Net income	\$ 635	\$ 985	\$ 155
Adjustments to reconcile net income to net cash provided (used in) by operating activities:			
Depreciation and amortization	343	302	301
Russia/Belarus impairment and loss on assets held for sale	-	4	127
Deferred income taxes	49	(489)	(2)
Stock-based compensation	70	66	67
Equity income in unconsolidated affiliates	(36)	(119)	(68)
Dividend from unconsolidated affiliate	84	—	—
Gain on business divestiture	(130)	—	—
Provision for inventory losses	31	28	(18)
Other, net	43	(50)	18
Change in operating assets and liabilities, net of acquisitions:			
Receivables	93	(269)	(440)
Inventories	270	(361)	(480)
Contract assets	162	(55)	(220)
Prepaid and other current assets	17	(40)	6
Accounts payable	(87)	(4)	289
Accrued liabilities	(51)	(116)	101
Contract liabilities	(42)	82	52
Income taxes payable	(5)	(6)	5
Other assets/liabilities, net	(142)	185	(72)
Net cash provided by (used in) operating activities	<u>1,304</u>	<u>143</u>	<u>(179)</u>
Cash flows from investing activities:			
Purchases of property, plant and equipment	(351)	(283)	(214)
Business acquisitions, net of cash acquired	(298)	(22)	(49)
Business divestitures, net of cash disposed	176	—	—
Other, net	2	12	25
Net cash used in investing activities	<u>(471)</u>	<u>(293)</u>	<u>(238)</u>
Cash flows from financing activities:			
Borrowings against lines of credit and other debt	420	184	20
Payments against lines of credit and other debt	(431)	(192)	(4)
Financing leases	(28)	(23)	(24)
Cash dividends paid	(108)	(79)	(78)
Shares repurchases	(229)	—	—
Other	(30)	7	(10)
Net cash used in financing activities	<u>(406)</u>	<u>(103)</u>	<u>(96)</u>
Effect of exchange rates on cash	(13)	-	(9)
Increase (decrease) in cash and cash equivalents	414	(253)	(522)
Cash and cash equivalents, beginning of period	816	1,069	1,591
Cash and cash equivalents, end of period	<u>\$ 1,230</u>	<u>\$ 816</u>	<u>\$ 1,069</u>
Supplemental disclosures of cash flow information:			
Cash payments during the period for:			
Interest	\$ 86	\$ 85	\$ 75
Income taxes	\$ 161	\$ 114	\$ 117

The accompanying notes are an integral part of these statements.



NOV INC.
CONSOLIDATED STATEMENTS OF STOCKHOLDERS' EQUITY
(In millions)

	Shares Issued and Outstandin g	Common Stock	Additional Paid-in Capital	Accumulat ed Other Compre hensive Loss	Retained Deficit	Total Company Stockholde rs' Equity	Noncontro lling Interests	Total Stockholders' Equity
Balance at December 31, 2021	393	\$ 4	\$ 8,685	\$ (1,546)	\$ (2,146)	\$ 4,997	\$ 67	\$ 5,064
Net Income	—	—	—	—	155	155	—	155
Other comprehensive loss	—	—	—	(47)	—	(47)	—	(47)
Cash dividends, \$0.20 per common share	—	—	—	—	(78)	(78)	—	(78)
Stock-based compensation	—	—	67	—	—	67	—	67
Withholding taxes	—	—	(12)	—	—	(12)	—	(12)
Purchase of equity in non-controlling interest	—	—	12	—	—	12	(29)	(17)
Other	—	—	2	—	—	2	—	2
Balance at December 31, 2022	393	\$ 4	\$ 8,754	\$ (1,593)	\$ (2,069)	\$ 5,096	\$ 38	\$ 5,134
Net Income	—	—	—	—	993	993	(8)	985
Other comprehensive income, net	—	—	—	100	—	100	—	100
Cash dividends, \$0.20 per common share	—	—	—	—	(79)	(79)	—	(79)
Transactions with non-controlling interests	—	—	7	—	—	7	45	52
Stock-based compensation	—	—	66	—	—	66	—	66
Common stock issued	2	—	—	—	—	—	—	—
Withholding taxes	(1)	—	(18)	—	—	(18)	—	(18)
Other	—	—	3	—	—	3	(1)	2
Balance at December 31, 2023	394	\$ 4	\$ 8,812	\$ (1,493)	\$ (1,155)	\$ 6,168	\$ 74	\$ 6,242
Net Income	—	—	—	—	635	635	—	635
Other comprehensive loss	—	—	—	(132)	—	(132)	—	(132)
Cash dividends, \$0.275 per common share	—	—	—	—	(108)	(108)	—	(108)
Transactions with non-controlling interests	—	—	(16)	—	—	(16)	(21)	(37)
Stock-based compensation	—	—	70	—	—	70	—	70
Common stock issued	3	—	—	—	—	—	—	—
Withholding taxes	(1)	—	(15)	—	—	(15)	—	(15)
Share repurchases	(14)	—	(229)	—	—	(229)	—	(229)
Other	—	—	3	—	—	3	(1)	2
Balance at December 31, 2024	382	\$ 4	\$ 8,625	\$ (1,625)	\$ (628)	\$ 6,376	\$ 52	\$ 6,428

The accompanying notes are an integral part of these statements.



NOV INC. NOTES TO CONSOLIDATED FINANCIAL STATEMENTS

1. Organization and Basis of Presentation

Nature of Business

We design, construct, manufacture and sell comprehensive systems, components, and products used in oil and gas drilling and production and certain industrial and renewable energy sectors. We also provide technology and oilfield services and supplies, distribute products and provide supply chain integration services to the upstream oil and gas industry. Our revenues and operating results are directly related to the level of worldwide oil and gas drilling and production activities and the profitability and cash flow of oil and gas companies, drilling contractors and oilfield service companies, which in turn are affected by current and anticipated prices of oil and gas. Oil and gas prices have been, and are likely to continue to be, volatile.

Basis of Consolidation

The accompanying Consolidated Financial Statements include the accounts of NOV Inc. and its consolidated subsidiaries. Certain reclassifications have been made to the prior year financial statements for them to conform with the 2024 presentation. All significant intercompany transactions and balances have been eliminated in consolidation. Investments that are not wholly owned, but where we exercise control, are fully consolidated with the equity held by minority owners and their portion of net income (loss) reflected as noncontrolling interests in the accompanying consolidated financial statements. Investments in unconsolidated affiliates, over which we exercise significant influence, but not control, are accounted for by the equity method.

2. Summary of Significant Accounting Policies

Fair Value of Financial Instruments

The carrying amounts of financial instruments including cash and cash equivalents, receivables, and payables approximated fair value because of the relatively short maturity of these instruments. Cash equivalents include only those investments having a maturity date of three months or less at the time of purchase.

Derivative Financial Instruments

The Company records all derivative financial instruments at their fair value in its Consolidated Balance Sheet. Except for certain non-designated hedges discussed in Note 3 below, all derivative financial instruments that the Company holds are designated as cash flow hedges and are highly effective in offsetting movements in the underlying risks. Such arrangements typically have terms between two and 24 months but may have longer terms depending on the underlying cash flows being hedged, typically related to the projects in our backlog.

Inventories

Inventories are stated at the lower of cost or estimated net realizable value using the first-in, first-out or average cost methods. Inventories consist of raw materials and supplies, work-in-process and finished goods and purchased products. The Company reviews historical usage of inventory on-hand, assumptions about future demand and market conditions, and estimates about potential alternative uses, which are limited, to estimate net realizable value. The Company evaluates inventory using the best information available at the time to inform our assumptions and estimates about future demand and resulting sales volumes, and records reserves as necessary.

We recorded charges (credits) to inventory reserves of \$31 million, \$28 million, and \$(18) million for the years ended December 31, 2024, 2023, and 2022, respectively. At December 31, 2024 and 2023, inventory reserves totaled \$286 million and \$354 million, or 12.9% and 14.1% of gross inventory, respectively.



Property, Plant and Equipment

Property, plant and equipment are recorded at cost. Expenditures for major improvements that extend the lives of property and equipment are capitalized while minor replacements, maintenance and repairs are charged to operations as incurred. Disposals are removed at cost less accumulated depreciation with any resulting gain or loss reflected in operations. Depreciation is provided using the straight-line method over the estimated useful lives of individual items. Depreciation expense was \$294 million, \$260 million, and \$250 million for the years ended December 31, 2024, 2023 and 2022, respectively. The estimated useful lives of the major classes of property, plant and equipment are included in Note 5 to the consolidated financial statements.

We record impairment losses on long-lived assets used in operations when events and circumstances indicate that the assets are impaired and the undiscounted cash flows estimated to be generated by those assets are less than the carrying amount of those assets. The carrying value of assets used in operations that are not recoverable is reduced to fair value if lower than carrying value. In determining the fair market value of the assets, we consider market trends and recent transactions involving sales of similar assets, or when not available, discounted cash flow analysis.

Acquisitions and Investments

Acquisitions of businesses are accounted for using the acquisition method of accounting, and the financial statements include the results of the acquired operations from the respective dates of acquisition.

The acquisition price of the acquired entities is preliminarily allocated to the net assets acquired and liabilities assumed based on the estimated fair value at the dates of acquisition, with any excess of acquisition price paid over the fair value of net assets acquired, including intangibles, recognized as goodwill. Subsequent changes to preliminary amounts are made prospectively.

The Company paid cash of \$298 million, \$22 million, and \$49 million, net of cash acquired, for acquisitions for the years ended December 31, 2024, 2023 and 2022, respectively.

Foreign Currency

The functional currency for most of our foreign operations is the local currency. However, certain foreign operations, including our operations in Norway, use the U.S. dollar as the functional currency. The cumulative effects of translating the balance sheet accounts from the functional currency into the U.S. dollar at current exchange rates are included in accumulated other comprehensive income (loss). Revenues and expenses are translated at average exchange rates in effect during the period. Accordingly, financial statements of these foreign subsidiaries are remeasured to U.S. dollars for consolidation purposes using current rates of exchange for monetary assets and liabilities and historical rates of exchange for nonmonetary assets and related elements of expense. Revenue and expense elements are remeasured at rates that approximate the rates in effect on the transaction dates. For all operations, gains or losses from remeasuring foreign currency transactions into the functional currency are included in income. Net foreign currency transaction losses were \$19 million, \$84 million, and \$25 million for the years ending December 31, 2024, 2023 and 2022, respectively, and are included in other expenses, net, in the accompanying consolidated statements of income.

Revenue Recognition

The majority of the Company's revenue streams record revenue at a point in time when a performance obligation has been satisfied by transferring control of promised goods or services to a customer. Products are sold or rented and services are provided based upon a fixed or determinable price and do not generally include right of return or other significant post-delivery obligations. Revenue is recognized net of any taxes collected from customers, which are subsequently remitted to governmental authorities. Payment terms and conditions vary by contract type. We have elected to apply the practical expedient that does not require an adjustment for a financing component if, at contract inception, the period between when we transfer the promised goods or service to the customer and when the customer pays for the goods or service is one year or less. Shipping and handling costs are recognized when incurred and are treated as costs to fulfill the original performance obligation instead of as a separate performance obligation.

Revenue is generated from contracts that may include multiple performance obligations. The Company considers the degree of customization, integration and interdependency of the related products and services when assessing distinct performance obligations within one contract. Stand-alone selling price ("SSP") for each distinct performance obligation is generally determined using the price at which the products and services would be sold separately to the customer. Discounts, when provided, are allocated based on the relative SSP of the various products and services.



For revenue that is not recognized at a point in time, the Company follows accounting guidance for revenue recognized over time, as follows:

Revenue Recognition under Long-term Construction Contracts

Revenue is recognized over-time for certain long-term construction contracts in the Energy Equipment segment. These contracts include custom designs for customer-specific applications that are unique and require significant engineering efforts. Revenue is recognized as work progresses on each contract. Right to payment is enforceable for performance completed to date, including a reasonable profit.

Because of control transferring over time, revenue is recognized based on the extent of progress towards completion of the performance obligation. We generally use the cost-to-cost (input) measure of progress for our contracts because it best depicts the transfer of assets to the customer which occurs as we incur costs. Under the cost-to-cost measure of progress, progress towards completion of each contract is measured based on the ratio of costs incurred to date to the total estimated costs at completion of the performance obligation. Revenues, including estimated fees or profits, are recorded proportionally as costs are incurred. These costs include labor, materials, subcontractors' costs, and other direct costs. Any expected losses on a project are recorded in full in the period in which the loss becomes probable.

These long-term construction contracts generally include integrating a complex set of tasks and components into a single project or capability, so they are accounted for as one performance obligation.

Estimating total revenue and cost at completion of long-term construction contracts is complex, subject to many variables and requires significant judgment. It is common for our long-term contracts to contain late delivery fees, work performance guarantees, and other provisions that can either increase or decrease the transaction price. We estimate variable consideration as the most likely amount we expect to receive. We include variable consideration in the estimated transaction price to the extent it is probable that a significant reversal of cumulative revenue recognized will not occur, or when the uncertainty associated with the variable consideration is resolved. Our estimates of variable consideration and determination of whether to include estimated amounts in the transaction price are based on an assessment of our anticipated performance and historical, current and forecasted information that is reasonably available to us. Net revenue recognized from performance obligations satisfied in previous periods was \$19 million and \$39 million for the years ended December 31, 2024 and 2023, respectively, primarily due to change orders.

Service and Repair Work

For service and repair contracts, revenue is recognized over time. We generally use the output method to measure progress on service contracts due to the manner in which the customer receives and derives value from the services provided. For repair contracts, we generally use the cost-to-cost measure of progress because it best depicts the transfer of assets to the customer.

Remaining Performance Obligations

Remaining performance obligations represent the transaction price of firm orders for all revenue streams for which work has not been performed on contracts with an original expected duration of one year or more. We do not disclose the remaining performance obligations of royalty contracts, service contracts for which there is a right to invoice, and short-term contracts that are expected to have a duration of one year or less.

As of December 31, 2024, the aggregate amount of the transaction price allocated to remaining performance obligations was \$4,801 million. Although numerous factors can affect timing of revenue recognized on performance obligations, such as customer change orders and supplier accelerations or delays, the Company expects to recognize approximately \$1,630 million in revenue for the remaining performance obligations in 2025, \$1,333 million in 2026, \$567 million in 2027, and \$1,271 million thereafter.

Costs to Obtain and Fulfill a Contract

We recognize an asset for the incremental costs of obtaining a contract, such as sales commissions, with a customer when we expect the benefit of those costs to be longer than one year. Costs to fulfill a contract, such as set-up and mobilization costs, are also capitalized when we expect to recover those costs. These contract costs are deferred and amortized over the period of contract performance. Total capitalized costs to obtain and fulfill a contract and the related amortization were immaterial during the periods presented and are included in other current and long-term assets on our consolidated balance sheets. We apply the practical expedient to expense costs as incurred for costs to obtain a contract with a customer when the amortization period would have been one year or less.



Service and Product Warranties

The Company provides service and warranty policies on certain of its products. The Company accrues liabilities under service and warranty policies based upon specific claims and a review of historical warranty and service claim experience. Adjustments are made to accruals as claim data and historical experience change. In addition, the Company incurs discretionary costs to service its products in connection with product performance issues and accrues for them when they are encountered. The Company monitors the actual cost of performing these discretionary services and adjusts the accrual based on the most current information available.

The changes in the carrying amount of service and product warranties are as follows (in millions):

Balance at December 31, 2022	\$	70
Net provisions for warranties issued during the year		16
Amounts incurred		(16)
Currency translation adjustments and other		2
Balance at December 31, 2023	\$	72
Net provisions for warranties issued during the year		22
Amounts incurred		(27)
Currency translation adjustments and other		1
Balance at December 31, 2024	\$	68

Income Taxes

The liability method is used to account for income taxes. Deferred tax assets and liabilities are determined based on differences between the financial reporting and tax basis of assets and liabilities and are measured using the enacted tax rates that will be in effect when the differences are expected to reverse. Valuation allowances are established when necessary to reduce deferred tax assets to amounts which are more likely than not to be realized.

Concentration of Credit Risk

We grant credit to our customers, which operate primarily in the oil and gas industry. Concentrations of credit risk are limited because we have many geographically diverse customers, thus spreading trade credit risk. We control credit risk through credit evaluations, credit limits and monitoring procedures. We perform periodic credit evaluations of our customers' financial condition and generally do not require collateral but may require letters of credit for certain international sales. Credit losses are provided for in the financial statements. Allowances for credit losses are determined based on a continuous process of assessing the Company's portfolio on an individual customer basis considering current market conditions and trends. This process consists of a review of historical collection experience, current aging status of the customer accounts, and financial condition of the Company's customers. Based on a review of these factors, the Company will establish or adjust allowances for specific customers. As of December 31, 2024, and December 31, 2023, the allowance for credit losses totaled \$67 million and \$72 million, respectively.

Stock-Based Compensation

Compensation expense for the Company's stock-based compensation plans is measured using the fair value method. The fair value of stock option grants and restricted stock is amortized to expense using the straight-line method over the shorter of the vesting period or the remaining employee service period.

The Company provides compensation benefits to employees and non-employee directors under share-based payment arrangements, including various employee stock option plans.

Environmental Liabilities

When environmental assessments or remediations are probable and the costs can be reasonably estimated, remediation liabilities are recorded on an undiscounted basis and are adjusted as further information develops or circumstances change.



Use of Estimates

The preparation of financial statements in conformity with accounting principles generally accepted in the United States requires management to make estimates and assumptions that affect reported and contingent amounts of assets and liabilities as of the date of the financial statements and reported amounts of revenues and expenses during the reporting period. Such estimates include but are not limited to, estimated losses on accounts receivable, estimated costs and related margins of projects accounted for over time, estimated realizable value on excess and obsolete inventory, contingencies, estimated liabilities for litigation and environmental exposures and liquidated damages, estimated warranty costs, estimates related to pension accounting, estimates related to the fair value of reporting units for purposes of assessing goodwill and other indefinite-lived intangible assets for impairment and estimates related to valuation allowances on deferred tax assets. Actual results could differ from those estimates.

Contingencies

The Company accrues for costs relating to litigation claims and other contingent matters, including liquidated damage liabilities, when such liabilities become probable and reasonably estimable. In circumstances where the most likely outcome of a contingency can be reasonably estimated, we accrue a liability for that amount. Where the most likely outcome cannot be estimated, a range of potential losses is established and if no one amount in that range is more likely than others, the low end of the range is accrued. Such estimates may be based on advice from third parties or on management's judgment, as appropriate. Revisions to contingent liabilities are reflected in income in the period in which different facts or information become known or circumstances change that affect the Company's previous judgments with respect to the likelihood or amount of loss. Amounts paid upon the ultimate resolution of contingent liabilities may be materially different from previous estimates and could require adjustments to the estimated reserves to be recognized in the period such new information becomes known.

Net Income Attributable to Company Per Share

The following table sets forth the computation of weighted average basic and diluted shares outstanding (in millions, except per share data):

	Year Ended December 31,		
	2024	2023	2022
Numerator:			
Net income attributable to Company	\$ 635	\$ 993	\$ 155
Denominator:			
Basic—weighted average common shares outstanding	392	393	390
Dilutive effect of employee stock options and other unvested stock awards	4	4	4
Diluted outstanding shares	396	397	394
Net income attributable to Company per share:			
Basic	\$ 1.62	\$ 2.53	\$ 0.40
Diluted	\$ 1.60	\$ 2.50	\$ 0.39
Cash dividends per share	\$ 0.275	\$ 0.20	\$ 0.20

Net income attributable to Company allocated to participating securities was immaterial for the years ended December 31, 2024, 2023 and 2022 and therefore not excluded from net income attributable to Company per share calculation. The Company had stock options outstanding that were anti-dilutive totaling 16 million, 18 million, and 20 million at December 31, 2024, 2023 and 2022, respectively.

Recently Issued Accounting Standards

In December 2023, the FASB issued ASU 2023-09, "Income Taxes (Topic 740): Improvements to Income Tax Disclosures" ("ASU 2023-09"), which is intended to improve the transparency and decision usefulness of income tax disclosures. The amendments in ASU 2023-09 provide for required income tax information primarily through changes to the rate reconciliation and income taxes paid information. ASU 2023-09 is effective for the Company prospectively to all annual periods beginning after December 15, 2024. The Company continues to evaluate the impact of this standard on its disclosures.

In November 2024, the FASB issued ASU 2024-03, "Income Statement—Reporting Comprehensive Income—Expense Disaggregation Disclosures" ("ASU 2024-03"), which improves the disclosures required for certain expense captions in the Company's annual and interim consolidated financial statements. ASU 2024-03 is effective for fiscal years beginning after December 15, 2026, and for interim periods beginning after December 15, 2027. The Company is currently evaluating the impact of this standard on its disclosures.



Recently Adopted Accounting Standards

The Company has adopted ASU 2023-07, “Segment Reporting (Topic 280): Improvements to Reportable Segment Disclosures” (“ASU 2023-07”), effective retrospectively for the fiscal year ended December 31, 2024. ASU 2023-07 improves the disclosures required for operating segments in the Company’s annual and interim consolidated financial statements. As a result of this adoption, the Company’s segment disclosure now includes significant expense categories and the segment performance metric. See Note 16 to the Consolidated Financial Statements for the disclosures associated with the adoption of ASU 2023-07.

3. Derivative Financial Instruments

The Company uses derivative financial instruments to manage its foreign currency exchange rate risk. Forward currency contracts are executed to manage the foreign currency exchange rate risk on forecasted revenues and expenses denominated in currencies other than the functional currency of the operating unit (cash flow hedge). The Company also executes forward currency contracts to manage the foreign currency exchange rate risk on recognized nonfunctional currency monetary accounts (non-designated hedge).

At December 31, 2024, the Company has determined the fair value of its derivative financial instruments representing assets of \$5 million and liabilities of \$26 million (currency related derivatives) using level 2 inputs (inputs other than quoted prices in active markets for identical assets and liabilities that are observable either directly or indirectly for substantially the full term of the asset or liability) in the fair value hierarchy as the fair value is based on publicly available foreign exchange and interest rates at each financial reporting date. At December 31, 2024, the net fair value of the Company’s foreign currency forward contracts totaled a net liability of \$21 million.

Forward currency contracts consist of (in millions):

Currency	Currency Denomination			
	December 31, 2024		December 31, 2023	
Colombian Peso	COP	60,970	COP	57,487
South Korean Won	KRW	45,130	KRW	—
Norwegian Krone	NOK	2,850	NOK	2,179
Japanese Yen	JPY	1,039	JPY	1,118
U.S. Dollar	USD	1,031	USD	677
Mexican Peso	MXN	405	MXN	157
Euro	EUR	95	EUR	102
South African Rand	ZAR	25	ZAR	25
Singapore Dollar	SGD	12	SGD	23
Danish Krone	DKK	3	DKK	2
Canadian Dollar	CAD	1	CAD	1
Brazilian Real	BRL	—	BRL	291
British Pound Sterling	GBP	—	GBP	5

Cash Flow Hedging Strategy

To protect against the volatility of forecasted foreign currency cash flows resulting from forecasted revenues and expenses, the Company maintains a cash flow hedging program. For derivative instruments that are designated and qualify as a cash flow hedge, the gain or loss on the derivative instrument is recorded in accumulated other comprehensive loss and reclassified into earnings in the same line item associated with the forecasted transaction and in the same period or periods during which the hedged transaction affects earnings (e.g., in “revenues” when the hedged transactions are cash flows associated with forecasted revenues). The Company includes time value in hedge relationships.

The Company expects accumulated other comprehensive loss of \$12 million will be reclassified into earnings within the next twelve months.

Non-designated Hedging Strategy

The Company enters into forward exchange contracts to hedge certain nonfunctional currency monetary accounts. The gain or loss on the derivative instrument is recognized in earnings in other income (expense), together with the changes in the hedged nonfunctional monetary accounts.

The amount of gain (loss) recognized in other expenses, net was \$23 million, \$(10) million and \$(18) million for the years ended 2024, 2023 and 2022, respectively.



The Company has the following fair values of its derivative instruments and their balance sheet classifications (in millions):

	Fair Values of Derivative Instruments (In millions)					
	Asset Derivatives			Liability Derivatives		
	Balance Sheet Location	Fair Value December 31,		Balance Sheet Location	Fair Value December 31,	
	2024	2023		2024	2023	
Derivatives designated as hedging instruments under ASC Topic 815						
Foreign exchange contracts	Prepaid and other current assets	\$ 1	\$ 8	Accrued liabilities	\$ 13	\$ 2
Foreign exchange contracts	Other assets	—	—	Other liabilities	1	1
Total derivatives designated as hedging instruments under ASC Topic 815		<u>\$ 1</u>	<u>\$ 8</u>		<u>\$ 14</u>	<u>\$ 3</u>
Derivatives not designated as hedging instruments under ASC Topic 815						
Foreign exchange contracts	Prepaid and other current assets	\$ 4	\$ 11	Accrued liabilities	\$ 11	\$ 17
Foreign exchange contracts	Other assets	—	—	Other liabilities	1	1
Total derivatives not designated as hedging instruments under ASC Topic 815		<u>\$ 4</u>	<u>\$ 11</u>		<u>\$ 12</u>	<u>\$ 18</u>
Total derivatives		<u>\$ 5</u>	<u>\$ 19</u>		<u>\$ 26</u>	<u>\$ 21</u>

4. Inventories, net

Inventories consist of (in millions):

	December 31,	
	2024	2023
Raw materials and supplies	\$ 394	\$ 479
Work in process	181	230
Finished goods and purchased products	1,643	1,796
	2,218	2,505
Less: Inventory reserve	(286)	(354)
Total	<u>\$ 1,932</u>	<u>\$ 2,151</u>

5. Property, Plant and Equipment, net

Property, plant and equipment consist of (in millions):

	Estimated Useful Lives	December 31,	
		2024	2023
Land		\$ 165	\$ 180
Buildings and improvements	5-35 Years	1,278	1,285
Operating equipment	2-20 Years	2,813	2,803
Rental equipment	2-15 Years	1,076	923
		5,332	5,191
Less: Accumulated Depreciation		(3,410)	(3,326)
		<u>\$ 1,922</u>	<u>\$ 1,865</u>



6. Goodwill and Intangible Assets

The Company has approximately \$1.6 billion of goodwill and \$508 million of identified intangible assets at December 31, 2024. Goodwill is identified by segment as follows (in millions):

	Energy Products and Services	Energy Equipment	Total
Balance at December 31, 2022	\$ 729	\$ 776	\$ 1,505
Goodwill acquired during period	—	40	40
Adjustment during the measurement period of assets acquired	17	—	17
Balance at December 31, 2023	<u>\$ 746</u>	<u>\$ 816</u>	<u>\$ 1,562</u>
Goodwill acquired during period	70	—	70
Currency translation adjustments and other	(2)	—	(2)
Balance at December 31, 2024 (1)	<u>\$ 814</u>	<u>\$ 816</u>	<u>\$ 1,630</u>

(1) Accumulated goodwill impairment was \$7,261 million as of December 31, 2024.

Identified intangible assets with determinable lives consist primarily of customer relationships, trademarks, trade names, patents, and technical drawings acquired in acquisitions, and are being amortized in a manner consistent with the underlying cash flows over the estimated useful lives of 2-40 years. Amortization expense of identified intangibles is expected to be approximately \$51 million, \$49 million, \$45 million, \$40 million, and \$30 million for the next five years.

As of December 31, 2024, we provisionally recorded \$102 million of amortizable intangible assets that were acquired through several strategic acquisitions made during the year. The fair value of the assets acquired are preliminary and subject to change until we finalize our accounting for these acquisitions.

The net book values of identified intangible assets are identified by segment as follows (in millions):

	Energy Products and Services	Energy Equipment	Total
Balance at December 31, 2022	\$ 319	\$ 171	\$ 490
Additions to intangible assets	2	—	2
Amortization	(22)	(21)	(43)
Currency translation adjustments and other	—	1	1
Balance at December 31, 2023	<u>\$ 299</u>	<u>\$ 151</u>	<u>\$ 450</u>
Additions to intangible assets	1	6	7
Intangible assets acquired	102	—	102
Amortization	(28)	(21)	(49)
Currency translation adjustments and other	—	(2)	(2)
Balance at December 31, 2024	<u>\$ 374</u>	<u>\$ 134</u>	<u>\$ 508</u>

Identified intangible assets by major classification consist of the following (in millions):

	Gross	Accumulated Amortization	Net Book Value
December 31, 2023:			
Customer relationships	\$ 494	\$ (369)	\$ 125
Trademarks	174	(133)	41
Patents	129	(75)	54
Indefinite-lived trade names	196	—	196
Other	105	(71)	34
Total identified intangibles	<u>\$ 1,098</u>	<u>\$ (648)</u>	<u>\$ 450</u>
December 31, 2024:			
Customer relationships	\$ 531	\$ (388)	\$ 143
Trademarks	194	(139)	55
Patents	153	(85)	68
Indefinite-lived trade names	196	—	196
Other	125	(79)	46
Total identified intangibles	<u>\$ 1,199</u>	<u>\$ (691)</u>	<u>\$ 508</u>



The following table presents intangible assets that were acquired during the year ended December 31, 2024 by major classification (in millions):

	Gross	Accumulated Amortization	Net Book Value	Weighted Average Amortization Period (in years)
December 31, 2024:				
Customer relationships	\$ 39	\$ (3)	\$ 36	9.2
Trademarks	21	(2)	19	9.6
Patents	27	(4)	23	5.0
Other	15	—	15	5.0
Total identified intangibles	<u>\$ 102</u>	<u>\$ (9)</u>	<u>\$ 92</u>	<u>7.6</u>

Goodwill represents the excess of acquisition price paid over the fair value of the tangible and identifiable intangible assets acquired and liabilities assumed. Goodwill and intangibles with indefinite lives are not amortized. Goodwill is assigned to the reporting units that are expected to benefit from the synergies of a business combination. The recoverability of goodwill and indefinite-lived intangibles is assessed annually, or more frequently whenever events or circumstances indicate they might be impaired.

The Company has the option to first perform a qualitative assessment to determine whether it is more likely than not that the fair value of a reporting unit or indefinite lived intangible asset is greater than its carrying amount. If the qualitative assessment indicates that it is more likely than not that the fair value of a reporting or indefinite lived intangible asset is greater than its carrying amount, no further testing is required. However, if the Company concludes otherwise, then it is required to perform a quantitative assessment.

If and when the Company performs a quantitative assessment, it compares the reporting unit's carrying value to the respective fair value. Fair value of the reporting unit is determined using significant unobservable inputs, or level 3 in the fair value hierarchy. These inputs are based on internal management estimates, forecasts and judgments, using discounted cash flow. The discounted cash flow is based on management's forecast of operating performance for the reporting unit. The two main assumptions used in measuring goodwill impairment, which bear the risk of change and could impact the Company's goodwill impairment analysis, include the cash flows from operations from each reporting unit and its weighted average cost of capital. The starting point for each of the reporting unit's cash flows from operations is the detailed annual plan or updated forecast. Cash flows beyond the updated forecasted operating plans are estimated using a terminal value calculation, which incorporates historical and forecasted financial cyclical trends for each reporting unit and considered long-term earnings growth rates. The financial and credit market volatility directly impacts our fair value measurement through our weighted average cost of capital that we use to determine our discount rate. During times of volatility, significant judgment must be applied to determine whether credit changes are a short-term or long-term trend. The quantitative analysis for indefinite lived intangible assets is performed similarly using an income approach.

Management reviews finite-lived intangibles for indicators of impairment whenever events or changes in circumstances indicate that the carrying value may not be recoverable. Cash flows expected to be generated by the finite-lived intangibles are estimated over the intangible asset's useful life based on updated projections on an undiscounted basis. If the evaluation indicates that the carrying value of the finite-lived intangible asset may not be recoverable, the potential impairment is measured at fair value.

During the fourth quarter of 2024, the Company performed its annual impairment test, as described in ASC Topic 350, by electing to first perform a qualitative assessment. Based on the results of the assessment, the Company concluded it was more likely than not that the fair values of each of its reporting units and indefinite lived intangible assets was greater than its carrying value and no further testing was performed.

No impairment of goodwill or indefinite-lived intangible assets was recorded in 2024 or 2023.



7. Accrued Liabilities

Accrued liabilities consist of (in millions):

	December 31,	
	2024	2023
Compensation	\$ 268	\$ 294
Vendor costs	141	133
Taxes (non-income)	119	112
Warranty	68	72
Insurance	43	44
Fair value of derivatives	24	19
Commissions	16	17
Interest	11	8
Other	171	171
Total	<u>\$ 861</u>	<u>\$ 870</u>

8. Leases

The Company leases certain facilities and equipment to support its operations around the world. These leases generally require the Company to pay maintenance, insurance, taxes and other operating costs in addition to rent. Renewal options are common in longer term leases; however, it is rare that the Company intends to exercise a lease option at inception due to the cyclical nature of the Company's business. Residual value guarantees are not typically part of the Company's leases. Occasionally, the Company sub-leases excess facility space, generally at terms similar to the source lease. The Company reviews new agreements to determine if they include a lease and, when they do, uses its incremental borrowing rate to determine the present value of the future lease payments as most do not include implicit interest rates.

Components of leases are as follows (in millions):

	December 31,	
	2024	2023
Current portion of lease liabilities:		
Operating	\$ 72	\$ 70
Financing	30	24
Total	<u>\$ 102</u>	<u>\$ 94</u>

	December 31,	
	2024	2023
Long-term portion of lease liability:		
Operating	\$ 301	\$ 343
Financing	243	215
Total	<u>\$ 544</u>	<u>\$ 558</u>

Components of lease expense were as follows (in millions):

	Year Ended December 31,	
	2024	2023
Lease cost		
Finance lease cost		
Amortization of right-of-use assets	\$ 28	\$ 23
Interest on lease liabilities	10	10
Operating lease cost	90	85
Short-term lease cost	69	77
Sub-lease income	(6)	(8)
Total	<u>\$ 191</u>	<u>\$ 187</u>



Supplemental information related to the Company's leases is as follows (in millions):

	Years Ended	
	2024	2023
Other information:		
Cash paid for amounts included in the measurement of lease liabilities:		
Operating cash flows - finance leases	\$ 10	\$ 10
Operating cash flows - operating leases	90	85
Financing cash flows - finance leases	28	23
Right-of-use assets obtained in exchange for new:		
Operating lease liabilities	\$ 65	\$ 68
Finance lease liabilities	28	27
Weighted average remaining lease term at December 31, 2024:		
Operating leases	11 years	10 years
Finance leases	16 years	16 years
Weighted average discount rate at December 31, 2024:		
Operating leases	5.25 %	5.17 %
Finance leases	4.42 %	4.15 %

Future minimum lease commitments for leases with initial or remaining terms of one year or more at December 31, 2024, are payable as follows (in millions):

	Operating	Finance
2025	\$ 91	\$ 41
2026	75	36
2027	58	29
2028	47	23
2029	36	20
Thereafter	175	190
Total lease payments	482	339
Less: Interest	(109)	(66)
Present value of lease liabilities	\$ 373	\$ 273

9. Debt

Debt consists of (in millions):

	December 31,	
	2024	2023
\$1.1 billion in Senior Notes, interest at 3.95% payable semiannually, principal due on December 1, 2042	\$ 1,091	\$ 1,091
\$0.5 billion in Senior Notes, interest at 3.60% payable semiannually, principal due on December 1, 2029	496	495
Other debt	153	139
Total debt	1,740	1,725
Less current portion	37	13
Long-term debt	\$ 1,703	\$ 1,712

Principal payments of debt for years subsequent to 2024 are as follows (in millions):

2025	\$ 37
2026	43
2027	12
2028	12
2029	513
Thereafter	1,137
	\$ 1,754



On September 12, 2024, the Company entered into a new \$1.5 billion five-year unsecured revolving credit facility. This new credit facility replaced the Company's previous \$2.0 billion revolving credit facility. The Company has the right to increase the aggregate commitments under this new agreement to an aggregate amount of up to \$2.5 billion upon the consent of only those lenders holding any such increase. Interest under the multicurrency facility is based upon Secured Overnight Financing Rate (SOFR), Euro Interbank Offered Rate (EURIBOR), Sterling Overnight Index Average (SONIA), Canadian Overnight Repo Rate Average (CORRA), or Norwegian Interbank Offered Rate (NIBOR), plus 1.25% subject to a ratings-based grid or the U.S. prime rate. The new credit facility contains a financial covenant establishing a maximum debt-to-capitalization ratio of 60%. As of December 31, 2024, the Company was in compliance with a debt-to-capitalization ratio of 23.8% and had no outstanding borrowings or letters of credit issued under the facility, resulting in \$1.5 billion of available funds.

A consolidated joint venture of the Company borrowed \$120 million against a \$150 million bank line of credit for the construction of a facility in Saudi Arabia. Interest under the bank line of credit is based upon SOFR plus 1.40%. The bank line of credit contains a financial covenant regarding maximum debt-to-equity ratio of 75%. As of December 31, 2024, the joint venture was in compliance. The facility construction was completed in the fourth quarter of 2022, and the joint venture will not have future borrowings on the line of credit. The line of credit repayment schedule began in December 2022 with final payment no later than June 2032. As of December 31, 2024, the Company has a carrying value of \$94 million in borrowings related to this line of credit. The carrying value of debt under the Company's consolidated joint venture approximates fair value because the interest rates are variable and reflective of current market rates. The Company has \$11 million in payments related to this line of credit due in the next twelve months. The Company can repay the entire outstanding facility balance without penalty at its sole discretion.

Other debt at December 31, 2024 included \$58 million of amounts owed to current and former minority interest partners of NOV consolidated joint ventures, of which \$27 million is due in the next twelve months.

The Company had \$500 million of outstanding letters of credit at December 31, 2024, primarily in the U.S. and Norway, that are under various bilateral letter of credit facilities. Letters of credit are issued as bid bonds, advanced payment bonds and performance bonds.

At December 31, 2024 and 2023, the fair value of the Company's unsecured Senior Notes approximated \$1,285 million and \$1,316 million, respectively. The fair value of the Company's debt is estimated using Level 2 inputs in the fair value hierarchy and is based on quoted prices for those of similar instruments. At December 31, 2024 and 2023, the carrying value of the Company's unsecured Senior Notes approximated \$1,587 million and \$1,586 million, respectively.

10. Employee Benefit Plans

We have benefit plans covering substantially all our employees. Defined-contribution retirement plans cover most of the U.S. and Canadian employees, and benefits are generally based on employee deferrals and matching on those employee contributions. We also have defined contribution plans in Norway and the United Kingdom. For the years ended December 31, 2024, 2023 and 2022, expenses for defined-contribution retirement plans were \$85 million, \$84 million, and \$67 million, respectively, and all funding is current.

During the year ended December 31, 2023, the Company completed the settlement and termination of its defined benefit plan in the United States, resulting in excess plan assets being returned to the Company and an immaterial recognition of non-cash, pre-tax charges from accumulated other comprehensive loss to selling, general and administrative expenses in our consolidated statement of income.

During the year ended December 31, 2022, the Company offered a new benefit plan providing retiree medical coverage in the United States, and as of December 31, 2024, approximately 9,300 employees are eligible for this coverage. In addition, approximately 750 U.S. retirees and/or spouses participate in plans that provide post-retirement healthcare and/or life insurance benefits.



The change in benefit obligation, plan assets and the funded status of the defined benefit pension plans in the United States, United Kingdom, Norway, Germany and the Netherlands and defined postretirement plans in the United States, using a measurement date of December 31, 2024 and 2023, is as follows (in millions):

At year end	Pension benefits		Postretirement benefits	
	2024	2023	2024	2023
Benefit obligation at beginning of year	\$ 206	\$ 382	\$ 48	\$ 50
Service cost	—	—	2	2
Interest cost	8	10	3	2
Actuarial loss (gain)	(13)	6	(2)	(3)
Benefits paid	(11)	(16)	(6)	(6)
Exchange rate loss (gain)	(6)	8	—	—
Settlements	—	(184)	(2)	—
Special Termination Benefits	—	—	—	3
Benefit obligation at end of year	<u>\$ 184</u>	<u>\$ 206</u>	<u>\$ 43</u>	<u>\$ 48</u>
Fair value of plan assets at beginning of year	\$ 180	\$ 381	\$ —	\$ —
Actual return	6	2	—	—
Benefits paid	(11)	(16)	(6)	(6)
Company contributions	2	(11)	8	6
Exchange rate gain (loss)	(4)	8	—	—
Settlements	—	(184)	(2)	—
Fair value of plan assets at end of year	<u>\$ 173</u>	<u>\$ 180</u>	<u>\$ —</u>	<u>\$ —</u>
Funded status	<u>\$ (11)</u>	<u>\$ (26)</u>	<u>\$ (43)</u>	<u>\$ (48)</u>
Accumulated benefit obligation at end of year	<u>\$ 183</u>	<u>\$ 205</u>		

Liabilities associated with the funded status of the defined benefit pension plans are included in the balances of accrued liabilities and other liabilities in the accompanying Consolidated Balance Sheets.

Defined Benefit Pension Plans

Net periodic benefit income (cost) for our defined benefit pension plans aggregated \$(3) million, \$(2) million, and \$1 million for the years ended December 31, 2024, 2023 and 2022, respectively.

Assumed long-term rates of return on plan assets, discount rates and rates of compensation increases vary for the different plans according to the local economic conditions. The assumption rates used for benefit obligations are as follows:

	Year Ended December 31,	
	2024	2023
Discount rate:		
United States plan	4.90%	5.50% - 5.60%
International plans	3.40% - 5.40%	3.20% - 4.50%
Salary increase:		
United States plan	N/A	N/A
International plans	2.50% - 3.50%	2.50% - 3.75%



The assumption rates used for net periodic benefit costs are as follows:

	Year Ended December 31,		
	2024	2023	2022
Discount rate:			
United States plan	5.50% - 5.60%	4.74% - 5.20%	1.80% - 2.20%
International plans	3.20% - 4.50%	3.30% - 4.80%	1.00% - 1.90%
Salary increase:			
United States plan	N/A	N/A	N/A
International plans	2.50% - 3.75%	2.50% - 3.75%	2.50% - 3.40%
Expected return on assets:			
United States plan	N/A	4.74%	1.84%
International plans	3.20% - 5.40%	3.20% - 4.90%	1.00% - 4.00%

In determining the overall expected long-term rate of return for plan assets, the Company takes into consideration the historical experience as well as future expectations of the asset mix involved. As different investments yield different returns, each asset category is reviewed individually and then weighted for significance in relation to the total portfolio.

The majority of our plans have projected benefit obligations in excess of plan assets.

The Company expects to pay future benefit amounts on its pension plans of approximately \$12 million for each of the next five years and aggregate payments of \$125 million.

Plan Assets

The Company and its investment advisers collaboratively reviewed market opportunities using historic and statistical data, as well as the actuarial valuation reports for the plans, to ensure that the levels of acceptable return and risk are well-defined and monitored. Currently, the Company's management believes that there are no significant concentrations of risk associated with plan assets. Our pension investment strategy worldwide prohibits a direct investment in our own stock.

The following table sets forth by level, within the fair value hierarchy, the plan's assets carried at fair value (in millions):

	Fair Value Measurements			
	Total	Level 1	Level 2	Level 3
December 31, 2023:				
Equity securities	\$ —	\$ —	\$ —	\$ —
Bonds	84	—	84	—
Other (insurance contracts)	96	—	31	65
Total Fair Value Measurements	<u>\$ 180</u>	<u>\$ —</u>	<u>\$ 115</u>	<u>\$ 65</u>
December 31, 2024:				
Equity securities	\$ —	\$ —	\$ —	\$ —
Bonds	90	—	90	—
Other (insurance contracts)	83	—	20	63
Total Fair Value Measurements	<u>\$ 173</u>	<u>\$ —</u>	<u>\$ 110</u>	<u>\$ 63</u>



Level 3 inputs are unobservable (i.e., supported by little or no market activity). Level 3 inputs include management's own judgment about the assumptions that market participants would use in pricing the asset or liability (including assumptions about risk). The return on assets for Level 3 plan assets are immaterial for all periods presented

11. Accumulated Other Comprehensive Loss

The components of accumulated other comprehensive loss are as follows (in millions):

	Currency Translation Adjustments	Derivative Financial Instruments, Net of Tax	Employee Benefit Plans, Net of Tax	Total
Balance at December 31, 2021	\$ (1,515)	\$ 7	\$ (38)	\$ (1,546)
Accumulated other comprehensive income (loss) before reclassifications	(30)	(17)	(4)	(51)
Amounts reclassified from accumulated other comprehensive income (loss)	—	6	(2)	4
Balance at December 31, 2022	\$ (1,545)	\$ (4)	\$ (44)	\$ (1,593)
Accumulated other comprehensive income (loss) before reclassifications	101	(21)	(13)	67
Amounts reclassified from accumulated other comprehensive income (loss)	12	20	1	33
Balance at December 31, 2023	\$ (1,432)	\$ (5)	\$ (56)	\$ (1,493)
Accumulated other comprehensive income (loss) before reclassifications	(138)	(12)	10	(140)
Amounts reclassified from accumulated other comprehensive income (loss)	1	7	—	8
Balance at December 31, 2024	\$ (1,569)	\$ (10)	\$ (46)	\$ (1,625)

The components of amounts reclassified from accumulated other comprehensive income (loss) are as follows (in millions):

	2024				2023				2022			
	Currency Translati on Adjustme nts	Derivativ e Financial Instrume nts	Employee Benefit Plans	Total	Currency Translati on Adjustme nts	Derivativ e Financial Instrume nts	Employee Benefit Plans	Total	Currency Translati on Adjustme nts	Derivativ e Financial Instrume nts	Employee Benefit Plans	Total
Revenue	\$ —	\$ 5	\$ —	\$ 5	\$ —	\$ 11	\$ —	\$ 11	\$ —	\$ 3	\$ —	\$ 3
Cost of revenue	1	4	—	5	12	9	—	21	—	6	—	6
Selling, general, and administrative	—	—	—	—	—	—	1	1	—	—	(2)	(2)
Tax effect	—	(2)	—	(2)	—	—	—	—	—	(3)	—	(3)
	<u>\$ 1</u>	<u>\$ 7</u>	<u>\$ —</u>	<u>\$ 8</u>	<u>\$ 12</u>	<u>\$ 20</u>	<u>\$ 1</u>	<u>\$ 33</u>	<u>\$ —</u>	<u>\$ 6</u>	<u>\$ (2)</u>	<u>\$ 4</u>

The Company's reporting currency is the U.S. dollar. A majority of the Company's international entities in which there is a substantial investment have the local currency as their functional currency. As a result, currency translation adjustments resulting from the process of translating the entities' financial statements into the reporting currency are reported in other comprehensive income or (loss). The Company recorded other comprehensive (loss) income of \$(137) million, \$113 million and \$(30) million for the years ended December 31, 2024, 2023 and 2022, respectively.

The effect of changes in the fair values of derivatives designated as cash flow hedges are accumulated in other comprehensive income (loss), net of tax, until the underlying transactions are realized. The movement in other comprehensive income (loss) from period to period will be the result of the combination of changes in fair value of open derivatives and the outflow of other comprehensive income (loss) related to cumulative changes in the fair value of derivatives that have settled in the current period. The accumulated effect was other comprehensive income (loss) of \$(5) million (net of \$(2) million tax), \$(1) million (net of \$3 million tax), and \$(11) million (net of \$(3) million tax) for the years ended December 31, 2024, 2023 and 2022.



12. Commitments and Contingencies

Our business is governed by laws and regulations, including those directed to the oilfield service industry, promulgated by U.S. federal and state governments and regulatory agencies, as well as international governmental authorities in the many countries in which we conduct business. In the United States, these governmental authorities include the U.S. Department of Labor, the Occupational Safety and Health Administration, the Environmental Protection Agency, the Bureau of Land Management, the Department of Treasury, Office of Foreign Assets Control, state environmental agencies and many others. We are unaware of any material liabilities in connection with our compliance with such laws. New laws, regulations and enforcement policies may result in additional, presently unquantifiable, or unknown, costs or liabilities.

From time to time, the Company is involved in various claims, regulatory agency audits, investigations and legal actions involving a variety of matters. The Company maintains insurance that covers claims such as third-party personal injury or property damage claims arising from risks associated with the business activities of the Company, including premises liability, product liability, marine risk, property damage, and other insurable losses. The Company carries substantial insurance to cover insurable risks above a self-insured retention. The Company also from time to time may be a party to claims, threatened and actual litigation, arbitration, and internal investigations of potential regulatory and compliance matters which may arise from the Company's business activities, some of which may not involve insured claims. The Company believes, and the Company's experience has been, that such insurance has been sufficient to cover its material risks from operations.

The regulatory matters and disputes which the Company faces may involve private parties and/or government authorities who may assert a broad variety of potential claims against the Company, such as employment law claims, collective actions or class action claims, intellectual property claims (such as alleged patent infringement, and/or misappropriation of trade secrets by the Company), premises liability claims, environmental claims, product liability claims, warranty claims, personal injury claims arising from exposure to or use of allegedly defective products or from activities of the Company, alleged regulatory violations, alleged violations of anti-corruption and anti-bribery, trade, customs or other laws and other commercial and/or regulatory claims seeking recovery for alleged actual or exemplary damages or fines and penalties. Such claims involve various theories of liability which may include negligence, breach of contract, strict liability, product liability, and others. For some of these contingent claims and potential liabilities, the Company's insurance coverage may not apply, or exclusions to coverage or legal impediments may apply. In such instances, settlement or other resolution of such claims, individually or collectively, could have a material financial or reputational impact on the Company. As of December 31, 2024, in the ordinary course of business, the Company recorded reserves in an amount believed to be sufficient, given the estimated range of potential outcomes, for contingent liabilities believed to be probable. These reserves include costs currently and reasonably estimated to be incurred for reclamation of a closed barite mine and product liability claims, as well as other circumstances involving material claims. The Company periodically assesses the potential for losses above the amounts accrued as well as potential losses for matters that are believed to be not probable, but which are reasonably possible. The Company sets accruals in accordance with GAAP based on its best judgment about the probable results of disputed claims, regulatory enforcement actions, tax and other governmental audits, and other contingencies.

The litigation process and the outcome of regulatory oversight is inherently uncertain, and our best judgment concerning the probable outcome of litigation or regulatory enforcement matters may prove to be incorrect. No assurance can be given as to the outcome of these matters. The total potential loss on these matters cannot be determined; however, in our opinion, any ultimate liability, to the extent not otherwise provided for, should not materially affect our financial position, cash flows or results of operations. These estimated liabilities are based on the Company's assessment of the nature of these matters, their progress toward resolution, the advice of legal counsel and outside experts as well as management's experience. Because of the uncertainty and risk inherent to litigation, arbitration, audits, governmental investigations, enforcement actions, and similar matters, the Company's actual liabilities incurred may materially exceed our estimated liabilities and reserves, which could have a material financial or reputational impact on the Company.

In many instances, the Company's products and services embody or incorporate trade secrets or patented inventions. From time to time, we are engaged in disputes concerning protection of the Company's trade secrets and confidential information, patents, and other intellectual property rights. Such disputes frequently involve complex, factual, technical and/or legal issues which result in high costs to adjudicate our rights and for which it may be difficult to predict the ultimate outcome. At any given time, the Company may be a plaintiff or defendant in disputes involving disputed intellectual property rights.



The Company is currently pursuing litigation against several companies involving royalties due under licenses for technology related to drill bits. This technology resulted in a portfolio of patents related to leaching technology, a revolutionary technology owned by the Company that improves the performance of drill bits and other products utilizing certain synthetic diamond parts. The Company previously sued several drill bit manufacturers for patent infringement and those lawsuits were resolved by a series of licensing agreements with various drill bit manufacturers. To settle and end litigation or to avoid litigation, the licensees were provided access to the portfolio of leaching patents owned by the Company in exchange for a royalty payment, as defined in each license agreement. The companies agreed to pay the royalties for the right to use the portfolio of patents, whether they used some, all or none of the specific patented claims in any particular patent. The license agreements provide that they terminate on the date of the last to expire of the patents in the licensed portfolio. Having obtained the benefit of these licenses for more than a decade, all of the drill bit manufacturer licensees unilaterally stopped making royalty payments even though all of the patents in the portfolio have not expired. These companies have asserted, among other reasons, that they are entitled to stop making these payments because they claim to not manufacture products covered by the unexpired patents. Some of these companies stopped making payments after the expiration of what are allegedly the patents in the portfolio that they elected to use. Others paid for some period of time after that date but have since stopped making payments. The Company has sued asserting that failure to pay the royalties is a breach of the license agreements at issue. The Company is in litigation with most of the licensees seeking a judicial determination that it is entitled to be paid royalties pursuant to the terms of the licenses. The licensees have responded with a number of alleged defenses and requests for declaratory judgment all focused on avoiding the payments called for under the licenses. The parties' legal filings to date can be found in two cases currently pending in the United States District Court for the Southern District of Texas: *Grant Prideco, Inc., et al. v. Schlumberger Tech. Corp., et al.*, No. 4:23-cv-00730; and *Halliburton Energy Serv. Inc. v. Grant Prideco, Inc., et al.*, No. 4:23-cv-01789. While the Company strongly believes that the royalties for which it has sued are due and owing pursuant to the terms of the licensing agreements, there is inherent risk with the related litigation and the Company makes no assurances as to the outcome of such litigation. See Note 14 to the Consolidated Financial Statements for discussion of the financial impact of royalties.

The protection of intellectual property is important to the Company's performance, and as such, an adverse result in disputes related to our intellectual property could result in materially adverse financial consequences such as a decline in sales of products protected by patents, which could materially and adversely impact our financial performance.

From time to time purchasers of our products and services or members of our supply chain or sales chain become involved in litigation, governmental investigations, internal investigations, political or other enforcement matters, or other dispute proceedings. In such circumstances, such proceedings may adversely impact the ability of purchasers of our products, entities providing financial support to such consumers or entities in the supply chain or sales chain to timely perform their business plans or to timely perform under agreements with us. We may, from time to time, become involved in these proceedings at substantial cost to the Company.

The Company is exposed to customs and trade regulation risk, including tariffs, in the countries in which we do business and countries from which, or to which, we import or export goods. Such trade regulations can be complex and conflicting, as different countries use trade regulation to promote conflicting policy objectives. Compliance with these laws and regulations presents challenges which could result in future liabilities (for example, alleged violation of those laws or when laws conflict between countries). The Company may face increased tariffs and trade costs, loss of revenue, loss of customers, fines, penalties, increased costs, the need for renegotiation of agreements, and other business disruptions. Trade regulations, supply chain regulations, and other regulatory compliance in different jurisdictions may conflict with one another or with contractual terms with our various counterparties. In such circumstances, our compliance with U.S. laws and regulations may subject us to risk of fines, penalties, or contractual liability in other jurisdictions. Our efforts to actively manage such risks may not always be successful, and this could lead to negative impacts on revenue or earnings. In addition, trade regulations, export controls, and other laws adversely impact our ability to do business in certain countries, e.g., Iran, Syria, Russia, China and Venezuela.

In response to additional sanctions enacted by governments in the European Union, the United States, the United Kingdom, Switzerland, and other countries regarding the armed conflict in Ukraine, we ceased new investments in Russia and have curtailed our activities there. During the third quarter of 2022, we sold our business in Belarus and entered into an agreement to sell our business in Russia. The sale is subject to various government approvals in Russia, the U.S. and E.U. The Russian government continues to enact new laws impacting the exit of western companies from Russia, including some instances of expropriation of western businesses. We may incur additional costs as a result of conditions in Russia if we are unable to complete the transaction to sell our Russian business on the terms of the agreements.



Geopolitical events continue to pose supply chain and other business risks. The Company's ability to manufacture equipment and perform services could be impaired by such disruptions and the Company could be exposed to liabilities resulting from additional interruption or delay in its ability to perform due to factors such as war, materials shortages, inflationary pressures, limited manpower or otherwise. We may face loss of workers, labor shortages, litigation, fines and/or other adverse consequences resulting from ongoing labor impacts. The combined impact of supply chain and labor market disruptions along with continuing inflationary impacts, as well as monetary and regulatory policies could have material adverse impacts on our financial results.

Disputes may arise from a variety of causes, including weather impacts, cyber, geopolitical, regulatory or other business risks, sometimes these risks may trigger application of force majeure and other contract provisions concerning allocation of responsibility among customers, the Company, and suppliers, resulting in material added cost and/or litigation. Our customers may attempt to cancel or delay projects, cancel contracts, or may invoke force majeure clauses. Our customers may also seek to delay or may default on their payments to us. As a result, the Company may be exposed to additional costs, liabilities and risks which could materially adversely impact our financial performance and results. These potential operational and service delays could result in contractual or other legal claims from our customers. At this time, it is not possible to quantify all these risks, but the combination of these factors could have a material impact on our financial results.

13. Common Stock

NOV has authorized 1 billion shares of \$0.01 par value common stock. The Company also has authorized 10 million shares of \$0.01 par value preferred stock, none of which is issued or outstanding.

Cash dividends aggregated \$108 million and \$79 million for the years ended December 31, 2024 and 2023, respectively. The declaration and payment of future dividends is at the discretion of the Company's Board of Directors and will be dependent upon the Company's results of operations, financial condition, capital requirements and other factors deemed relevant by the Company's Board of Directors.

Total compensation cost that has been charged against income for all share-based compensation arrangements was \$70 million, \$66 million and \$67 million for 2024, 2023 and 2022, respectively. The total income tax benefit recognized before consideration of valuation allowance in the consolidated statements of income for all share-based compensation arrangements was \$2 million, \$7 million and \$3 million for 2024, 2023 and 2022, respectively.

The Company's stock-based compensation plan, known as the NOV Inc. Long-Term Incentive Plan (the "NOV Plan"), was approved by shareholders on May 11, 2018 and amended and restated on May 24, 2022. The NOV Plan provides for the granting of stock options, restricted stock, restricted stock units, performance awards, phantom shares, stock appreciation rights, stock payments and substitute awards. The number of shares authorized under the NOV Plan is 55.7 million. The NOV Plan is also subject to a fungible ratio concept, such that the issuance of stock options and stock appreciation rights reduces the number of available shares under the NOV Plan on a 1-for-1 basis, and the issuance of other awards reduces the number of available shares under the NOV Plan on a 1.5-for-1 basis. At December 31, 2024, approximately 7.8 million shares remained available for future grants under the NOV Plan.

The Company also has outstanding awards under its other stock-based compensation plan known as the National Oilwell Varco, Inc. Long-Term Incentive Plan (the "Plan"), however the Company is no longer granting new awards under the Plan. The Plan provides for the granting of stock options, performance-based share awards, restricted stock, phantom shares, stock payments and stock appreciation rights ("SARs"). The number of shares authorized under the Plan is 69.4 million. The Plan is subject to a fungible ratio concept, such that the issuance of stock options and SARs reduces the number of available shares under the Plan on a 1-for-1 basis, and the issuance of other awards reduces the number of available shares under the Plan on a 3-for-1 basis.



Stock Options

Options granted under our stock-based compensation plans generally vest over a three-year period starting one year from the date of grant and expire ten years from the date of grant. The purchase price of options granted may not be less than the closing market price of NOV common stock on the date of grant.

Stock option information summarized below includes amounts for the NOV Plan and the Plan and stock plans of acquired companies. Options outstanding at December 31, 2024 under the stock option plans have exercise prices between \$15.00 and \$54.74 per share, and expire at various dates from February 26, 2025 to February 7, 2034.

The following summarizes options activity:

	Year Ended December 31,					
	2024		2023		2022	
	Number of Shares	Average Exercise Price	Number of Shares	Average Exercise Price	Number of Shares	Average Exercise Price
Shares under option at beginning of year	19,975,103	\$ 36.25	21,080,388	\$ 38.68	21,276,961	\$ 42.09
Granted	1,110,478	17.52	1,014,002	21.76	1,492,020	16.73
Forfeited	(2,743,698)	56.16	(1,908,768)	57.61	(1,574,642)	65.44
Exercised	(206,386)	16.87	(210,519)	16.68	(113,951)	17.77
Shares under option at end of year	18,135,497	\$ 32.31	19,975,103	\$ 36.25	21,080,388	\$ 38.68
Exercisable at end of year	15,911,560	\$ 34.23	17,437,459	\$ 38.85	17,988,842	\$ 42.46

The following summarizes information about stock options outstanding at December 31, 2024:

Range of Exercise Price	Weighted-Avg Remaining Contractual Life	Options Outstanding		Options Exercisable	
		Shares	Weighted-Avg Exercise Price	Shares	Weighted-Avg Exercise Price
\$15.00 - \$30.00	5.60	8,906,198	\$ 21.24	6,682,261	\$ 22.13
\$30.01 - \$50.00	1.97	5,856,046	36.22	5,856,046	36.22
\$50.01 - \$54.74	0.15	3,373,253	54.74	3,373,253	54.74
Total	3.41	18,135,497	\$ 32.31	15,911,560	\$ 34.23

The weighted-average remaining contractual term for outstanding and exercisable stock options at December 31, 2024, was 3.41 years and 2.72 years, respectively. The aggregate intrinsic value of outstanding options as of December 31, 2024, was \$0.

The weighted-average fair value of options granted during 2024, 2023 and 2022, was approximately \$7.90, \$9.75, and \$6.28 per share, respectively, as determined using the Black-Scholes option-pricing model. The total intrinsic value of options exercised was \$1 million during 2024 and 2023.

The determination of fair value of share-based payment awards on the date of grant using an option-pricing model is affected by our stock price as well as assumptions regarding a number of highly complex and subjective variables. These variables include, but are not limited to, the expected stock price volatility over the term of the awards, and actual and projected employee stock option exercise activity. The use of the Black Scholes model requires the use of actual employee exercise activity data and the use of a number of complex assumptions including expected volatility, risk-free interest rate, expected dividends and expected term.

Valuation Assumptions:	Year Ended December 31,		
	2024	2023	2022
Expected volatility	46.8 %	45.7 %	43.6 %
Risk-free interest rate	4.0 %	4.1 %	1.9 %
Expected dividend yield	1.1 %	0.9 %	1.2 %
Expected term (in years)	6.0	5.8	5.4

The Company used the actual volatility for traded options for the past 10 years prior to option date as the expected volatility assumption required in the Black Scholes model.

The risk-free interest rate assumption is based upon observed interest rates appropriate for the term of our employee stock options. The dividend yield assumption is based on the history and expectation of dividend payouts. The estimated expected term is based on actual employee exercise activity for the past ten years. Forfeitures are accounted for as they occur.



At December 31, 2024, total unrecognized compensation cost related to nonvested stock options was \$9 million. This cost is expected to be recognized over a weighted-average period of three years. The total fair value of stock options vested in 2024, 2023 and 2022 was approximately \$9 million, \$9 million and \$10 million, respectively. Cash received from option exercises for 2024 was \$3 million. Cash received from option exercises was \$4 million and \$2 million in 2023 and 2022, respectively. The actual tax benefit (expense) realized for the tax deductions from share-based compensation was zero in 2024, 2023, and 2022.

Stock Appreciation Rights

On December 20, 2017, the Company made a tender offer to exchange SARs issued to certain employees on February 24, 2016 (“2016 SARs”) for cash, amended SARs, and new stock options. The transaction was structured to provide the employees an equal long-term incentive compensation value, while alleviating volatility in the Company’s earnings caused by required mark-to-market accounting on outstanding SARs. Of the outstanding 2016 SARs, 94.75% were exchanged resulting in a total cash payment of \$14 million and granting of 3,613,707 new stock options on the exchange date with an exercise price of \$34.32 and a fair value of \$8.47, with vesting matched to the exchanged 2016 SARs.

The following summary presents information regarding outstanding SARs:

	Year Ended December 31,			
	2024		2023	
	Number of Shares	Average Exercise Price	Number of Shares	Average Exercise Price
Shares under SARs at beginning of year	1,056,805	\$ 28.37	1,105,106	\$ 28.39
Granted	—	—	—	—
Forfeited	(35,248)	28.64	(48,301)	28.83
Exercised	—	—	—	—
Shares under SARs at end of year	1,021,557	\$ 28.36	1,056,805	\$ 28.37
Exercisable at end of year	1,021,557	\$ 28.36	1,056,805	\$ 28.37

The Company recognized no expense related to SARs in 2024, 2023, or 2022. There was no liability for cash-settled SARs at December 31, 2024.

Restricted Shares

The Company issues restricted stock awards and restricted stock units to officers and key employees in addition to stock options. On February 6, 2024, under the NOV Plan, the Company granted 1,110,478 stock options with a fair value of \$7.90 per option and an exercise price of \$17.52 per share; 2,571,356 restricted stock units with a fair value of \$17.52 per share; and performance share awards (PSAs) to senior management employees with potential payouts varying from zero to 1,061,644 shares. The stock options vest over a three-year period from the grant date. The restricted stock units vest in three equal annual installments commencing on the first anniversary of the grant date. The 2024 PSAs can be earned based on performance against two established goals over a three-year period: 85% with a TSR (total shareholder return) goal and 15% with an internal NVA (“NOV Value Added”, a return on capital metric) goal. TSR performance is determined by comparing the Company’s TSR with the TSR of the members of the Philadelphia Stock Exchange’s Oil Services Sector Index (OSX) for the three-year performance period. The TSR portion of the performance share awards is subject to a vesting cap equal to 100% of Target Level if the Company’s absolute TSR is negative, regardless of relative TSR results. Conversely, if the Company’s absolute TSR is greater than 15% annualized over the three-year performance period the payout amount shall not be less than 50% of Target Level, regardless of relative TSR results. The NVA goal is based on the Company’s improvement in NVA from the beginning of the performance period until the end of the performance period. NVA is calculated as an amount equal to the Company’s (a) gross cash earnings less (b) average gross operating assets times an amount equal to a required return on assets, with certain adjustments.

On May 15, 2024 the Company granted 85,950 restricted stock units with a fair value of \$18.85 per share. The awards were granted to non-employee members of the board of directors and vest on the first anniversary of the grant date.



On May 13, 2024, the Company granted 2,667 restricted stock units with a fair value of \$18.76 per share. On May 30, 2024, the Company granted 13,639 restricted stock units with a fair value of \$18.33 per share. The awards were granted to employees and vest in three equal annual installments commencing on the first anniversary of grant date.

The following summary presents information regarding outstanding restricted shares:

	Year Ended December 31,					
	2024		2023		2022	
	Number of Units	Weighted-Average Grant Date Fair Value	Number of Units	Weighted-Average Grant Date Fair Value	Number of Units	Weighted-Average Grant Date Fair Value
Nonvested at beginning of year	6,615,478	\$ 19.86	7,188,183	\$ 18.30	6,936,574	\$ 21.32
Granted	3,204,434	17.96	2,792,465	22.70	3,509,425	17.67
Vested	(3,068,811)	17.46	(3,045,126)	21.77	(2,863,385)	17.11
Forfeited	(312,828)	20.29	(320,044)	23.89	(394,431)	26.00
Nonvested at end of year	<u>6,438,273</u>	<u>\$ 19.76</u>	<u>6,615,478</u>	<u>\$ 19.86</u>	<u>7,188,183</u>	<u>\$ 18.30</u>

At December 31, 2024, there was approximately \$64 million of unrecognized compensation cost related to nonvested restricted stock awards and restricted stock units, which is expected to be recognized over a weighted-average period of two years.

14. Revenue

Disaggregation of Revenue

The following tables disaggregate our revenue by destinations and revenue streams, as we believe it best depicts how the nature, amount, timing and uncertainty of our revenue and cash flows are affected by economic factors (in millions).

In the tables below, North America includes only the U.S. and Canada:

	Year Ended December 31, 2024			
	Energy Products and Solutions	Energy Equipment	Eliminations	Total
North America	\$ 2,105	\$ 1,201	\$ —	\$ 3,306
International	1,935	3,629	—	5,564
Intersegment revenue	90	58	(148)	—
	<u>\$ 4,130</u>	<u>\$ 4,888</u>	<u>\$ (148)</u>	<u>\$ 8,870</u>
Land	\$ 3,088	\$ 1,800	\$ —	\$ 4,888
Offshore	952	3,030	—	3,982
Intersegment revenue	90	58	(148)	—
	<u>\$ 4,130</u>	<u>\$ 4,888</u>	<u>\$ (148)</u>	<u>\$ 8,870</u>
	Year Ended December 31, 2023			
	Energy Products and Solutions	Energy Equipment	Eliminations	Total
North America	\$ 2,019	\$ 1,237	\$ —	\$ 3,256
International	1,954	3,373	—	5,327
Intersegment revenue	104	59	(163)	—
	<u>\$ 4,077</u>	<u>\$ 4,669</u>	<u>\$ (163)</u>	<u>\$ 8,583</u>
Land	\$ 2,921	\$ 1,864	\$ —	\$ 4,785
Offshore	1,052	2,746	—	3,798
Intersegment revenue	104	59	(163)	—
	<u>\$ 4,077</u>	<u>\$ 4,669</u>	<u>\$ (163)</u>	<u>\$ 8,583</u>



	Year Ended December 31, 2022			
	Energy Products and Solutions	Energy Equipment	Eliminations	Total
North America	\$ 1,845	\$ 1,034	\$ —	\$ 2,879
International	1,629	2,729	—	4,358
Eliminations	63	56	(119)	—
	<u>\$ 3,537</u>	<u>\$ 3,819</u>	<u>\$ (119)</u>	<u>\$ 7,237</u>
Land	\$ 2,620	\$ 1,527	\$ —	\$ 4,147
Offshore	854	2,236	—	3,090
Eliminations	63	56	(119)	—
	<u>\$ 3,537</u>	<u>\$ 3,819</u>	<u>\$ (119)</u>	<u>\$ 7,237</u>

In the table below, the revenue streams of the Energy Products and Services segment are categorized as services and rentals, sales of shorter-lived capital equipment, and sales of consumable products. The revenue streams of Energy Equipment are categorized as long-lived capital equipment sales and aftermarket sales and services.

	Year Ended December 31,		
	2024	2023	2022
Energy Products and Services:			
Services & rental	\$ 1,996	\$ 1,959	\$ 1,740
Capital equipment	1,238	1,336	1,148
Product sales	806	678	586
Intersegment revenue	90	104	63
Total	<u>4,130</u>	<u>4,077</u>	<u>3,537</u>
Energy Equipment:			
Capital equipment	2,625	2,556	2,173
Aftermarket	2,205	2,054	1,590
Intersegment revenue	58	59	56
Total	<u>4,888</u>	<u>4,669</u>	<u>3,819</u>
Eliminations	(148)	(163)	(119)
Total consolidated	<u>\$ 8,870</u>	<u>\$ 8,583</u>	<u>\$ 7,237</u>

The Company did not have any customers with revenues greater than 10% of total revenue for the years ended December 31, 2024, 2023, or 2022.

Contract Assets and Liabilities

Contract assets include unbilled amounts when revenue recognized exceeds the amount billed to the customer under contracts where revenue is recognized over-time. There were no impairment losses recorded on contract assets for the years ending December 31, 2024, 2023 and 2022.

Contract liabilities consist of advance payments, billings in excess of revenue recognized and deferred revenue.

The changes in the carrying amount of contract assets and contract liabilities are as follows (in millions):

	Contract Assets	Contract Liabilities
Balance at December 31, 2023	\$ 739	\$ 532
Billings	(1,553)	1,261
Revenue recognized	1,490	(1,247)
Currency translation adjustments and other	(99)	(54)
Balance at December 31, 2024	<u>\$ 577</u>	<u>\$ 492</u>



Royalty Revenue

The Company recognizes royalty revenue due under various licenses for the Company's intellectual property, including for technology related to drill bits. The Company recognized revenue for drill bit licenses of approximately \$67 million, \$78 million, and \$80 million for years ended December 31, 2024, 2023, and 2022, respectively. The Company is currently pursuing litigation against certain non-paying licensees, which will impact our ability to collect the receivables timely. As such, revenue and the related receivables are recorded at a discount to reflect the delayed timing of future cash collections. As of December 31, 2024, the receivables of \$121 million, net of allowances of \$26 million for credit losses and \$14 million for the remaining timing related discount, are included in Other Assets on the Consolidated Balance Sheets. These allowances do not impact the amount the Company is entitled to recover on its claims from the licensees in litigation. While we continue to believe it is probable the Company will collect all or substantially all of the consideration to which it is entitled pursuant to the terms of the licensing agreements, the Company will also continue to evaluate the credit quality of the receivables in accordance with the policy described in Note 2. See Note 12 to the Consolidated Financial Statements for discussion of the ongoing litigation.

Allowance for Credit Losses

The Company estimates its allowance for credit losses using information about past events, current conditions and risk characteristics of each customer, and reasonable and supportable forecasts relevant to assessing risk associated with the collectability of receivables and contract assets. See Note 2 to the Consolidated Financial Statements for discussion of credit risk. As of December 31, 2024, the allowance for credit losses totaled \$67 million.

The changes in the carrying amount of the allowance for credit losses are as follows (in millions):

Balance at December 31, 2023	\$	72
Provision for expected credit losses		40
Recoveries collected		(13)
Reclass for long-term receivables		(17)
Writeoffs		(13)
Other		(2)
Balance at December 31, 2024	\$	<u>67</u>

15. Income Taxes

The domestic and foreign components of income before income taxes were as follows (in millions):

	Year Ended December 31,		
	2024	2023	2022
Domestic	\$ 413	\$ 249	\$ 113
Foreign	418	363	125
	<u>\$ 831</u>	<u>\$ 612</u>	<u>\$ 238</u>

The components of the provision (benefit) for income taxes consisted of (in millions):

	Year Ended December 31,		
	2024	2023	2022
Current:			
Federal	\$ 9	\$ (4)	\$ (1)
State	5	2	—
Foreign	133	118	86
Total current income tax provision	<u>147</u>	<u>116</u>	<u>85</u>
Deferred:			
Federal	41	(252)	3
State	4	(47)	—
Foreign	4	(190)	(5)
Total deferred income tax provision (benefit)	<u>49</u>	<u>(489)</u>	<u>(2)</u>
Total income tax provision (benefit)	<u>\$ 196</u>	<u>\$ (373)</u>	<u>\$ 83</u>



The difference between the effective tax rate reflected in the provision (benefit) for income taxes and the U.S. federal statutory rate was as follows (in millions):

	Year Ended December 31,		
	2024	2023	2022
Federal income tax at U.S. statutory rate	\$ 175	\$ 129	\$ 50
Foreign income tax rate differential	—	3	1
Change in deferred tax valuation allowance	(64)	(564)	24
Nondeductible expenses	47	18	18
Foreign inclusions and FDII, net of foreign tax credits	(36)	5	(4)
Change in uncertain tax positions	3	12	4
Withholding taxes	47	30	31
Income tax credits	(6)	(8)	(5)
Other	30	2	(36)
Total income tax provision (benefit)	\$ 196	\$ (373)	\$ 83

The effective tax rate for the year ended December 31, 2024 was 23.6%, compared to (60.9%) for 2023. For the year ended 2024, the effective tax rate was negatively impacted by increased withholding taxes, nondeductible expenses, and losses in certain jurisdiction with no tax benefit, partially offset by a lower rate of U.S. tax on global intangible low-taxed income (GILTI) and the deduction of foreign-derived intangible income (FDII) and the release of valuation allowances in certain jurisdictions as a result of improving forecasted taxable income and availability of net operating losses. During 2023, the Company determined it was more likely than not that the Company would be able to realize the benefit of a substantial portion of the deferred tax assets in the United States and the majority of its other international jurisdictions. In reaching this determination, the Company considered the growing trend of profitability over the preceding three years, particularly in the United States, as well as expectations regarding the generation of future taxable income and the sources of future taxable income. As a result of this analysis, the Company recognized a discrete tax benefit related to the release of valuation allowances of \$299 million in the United States and \$186 million outside the United States. The effective tax rate was also favorably impacted by adjustments related to utilization of losses and tax credits for current and prior year tax returns, partially offset by current year losses in certain jurisdictions with no tax benefit.

As of December 31, 2024, the Company continues to maintain a valuation allowance of \$266 million primarily related to foreign tax credit carryforwards in the United States and deferred tax assets in certain other jurisdictions due to several factors, including specific jurisdictions in which the Company does not project to generate sufficient future taxable income to realize all or a portion of its deferred tax assets specific to that jurisdiction; the specific nature and timing of future taxable income required to realize certain tax credit carryforwards, most notably U.S. foreign tax credits; and the timing of expiration of certain tax credit carryforwards.

Significant components of our deferred tax assets and liabilities were as follows (in millions):

	December 31,	
	2024	2023
Deferred tax assets:		
Allowances and operating liabilities	\$ 235	\$ 264
Net operating loss carryforwards	186	249
Stock Compensation	38	48
Tax credit carryforwards	257	301
Other	113	121
Valuation allowance	(266)	(346)
Total deferred tax assets	563	637
Deferred tax liabilities:		
Tax over book depreciation	31	43
Capital leases	68	67
Intangible assets	44	39
Deferred income	22	24
Accrued tax on unremitted earnings	41	38
Other	—	8
Total deferred tax liabilities	206	219
Net deferred tax asset	\$ 357	\$ 418



The valuation allowance decreased by \$80 million during 2024. This decrease is comprised of \$40 million due to the Company's evaluation of the realizability of deferred tax assets based on future projections of taxable income, \$24 million related to current year utilization of deferred tax assets, \$11 million related to the expiration or forfeiture of deferred tax assets, and \$5 million related to foreign currency exchange rate changes.

A reconciliation of the beginning and ending amount of unrecognized tax benefits is as follows (in millions):

	2024	2023	2022
Unrecognized tax benefit at beginning of year	\$ 67	\$ 62	\$ 60
Gross increase for tax position in current year	—	18	—
Gross increase for tax positions in prior years	4	1	9
Gross decrease for tax positions in prior years	—	(3)	(1)
Cash Settlements	—	(4)	(1)
Lapse of statute of limitations	(3)	(7)	(5)
Unrecognized tax benefit at end of year	<u>\$ 68</u>	<u>\$ 67</u>	<u>\$ 62</u>

The balance of unrecognized tax benefits at December 31, 2024, 2023 and 2022 was \$68 million, \$67 million and \$62 million, respectively. Accruals related to prior year domestic and foreign jurisdiction issues resulted in uncertain tax position increases of \$4 million in 2024.

Substantially all of the unrecognized tax benefits, if ultimately realized, would be recorded as a reduction to income tax expense in the period realized. The Company does not anticipate any material change within the next twelve months due to settlements and conclusions of tax examinations. To the extent penalties and interest would be assessed on any underpayment of income tax, such accrued amounts have been classified as a component of income tax expense in the financial statements consistent with the Company's policy. For the years ended December 31, 2024, 2023 and 2022, we recorded income tax expense of \$4 million, \$5 million and \$8 million, respectively, for interest and penalty related to unrecognized tax benefits. As of December 31, 2024 and 2023, the Company had accrued \$24 million and \$20 million, respectively, of interest and penalty relating to unrecognized tax benefits.

The Company is subject to taxation in the United States as well as various states and foreign jurisdictions. The Company has significant operations in the United States, Norway, Saudi Arabia, Brazil, China, the United Kingdom, the Netherlands, Denmark, and Mexico. Tax years that remain subject to examination by major tax jurisdictions vary by legal entity, but are generally open in the U.S. for tax years ending after 2013 and outside the U.S. for tax years ending after 2018.

Net operating loss carryforwards by jurisdiction and expiration as of December 31, 2024 were as follows (in millions):

	Federal	State	Foreign	Total
2025 - 2029 Expiration	\$ —	\$ 101	\$ 44	\$ 145
2030 - 2040 Expiration	13	191	92	296
Unlimited Expiration	54	—	443	497
Total Net Operating Loss (NOL)	<u>\$ 67</u>	<u>\$ 292</u>	<u>\$ 579</u>	<u>\$ 938</u>
Tax Effected NOL	<u>\$ 14</u>	<u>\$ 20</u>	<u>\$ 152</u>	<u>\$ 186</u>

The Company has \$239 million of excess foreign tax credits in the United States as of December 31, 2024, of which \$116 million, \$92 million, \$10 million, \$10 million, \$8 million and \$3 million will expire in 2027, 2028, 2030, 2031, 2032 and 2033 respectively.

16. Business Segments and Geographic Areas

The Company is comprised of 17 business units to provide products and services to the energy industry. Each of the business units is managed by a business unit president, recognizes revenue, incurs expenses, and has discrete financial information readily available. The business units are aggregated into our 2 reportable segments, Energy Products and Services, and Energy Equipment, based on the products and services provided, customer base, and operating environment. The reportable segments are led by Segment Presidents, who are responsible for oversight of the business units' strategy and performance. The Segment Presidents report directly to the CEO and provide monthly operating and financial updates.

The CEO has final authority over resource allocation decisions and performance assessment for the Company. Consequently, the CEO has been identified as the CODM. The CODM regularly receives information directly from the Segment Presidents as well as the business units. However, for decision-making purposes related to the assessment of performance and allocation of resources, the CODM uses financial information at the segment level. The CODM regularly reviews Operating Profit for each segment to assess performance and for resource allocation decisions in the annual budgeting process and in the quarterly performance review processes.



Energy Products and Services

The Company's Energy Products and Services segment primarily designs, manufactures, rents, and sells products and equipment used in drilling, intervention, completion, and production activities. Products include drill bits, downhole tools, premium drill pipe, drilling fluids, managed pressure drilling, integral and weld-on connectors for conductor strings and surface casing, completion tools, and artificial lift systems. The segment also designs, manufactures, and delivers high-end composite pipe, tanks, and structures engineered to solve both corrosion and weight challenges in a wide variety of applications, including oil and gas, chemical, industrial, wastewater, fuel handling, marine and offshore, and rare earth mineral extraction.

In addition to product and equipment sales, the segment provides services, software, and digital solutions to improve drilling and completion operational performance. Services include tubular inspection and coating, solids control, waste management, and managed pressure drilling. Software and digital solutions offered include drilling and completion optimization and remote monitoring (via downhole and surface instrumentation), wired drill pipe services, software controls and applications, and data management and analytics services at the edge and in the cloud.

Energy Products and Services serves oil and gas companies, drilling contractors, oilfield service companies, oilfield equipment rental companies and developers of geothermal energy. Demand for the segment's products and services primarily depends on the level of oilfield drilling activity by oil and gas companies, drilling contractors, and oilfield service companies. Demand for the segment's composite solutions serving applications outside of oil and gas are driven by industrial activity, infrastructure spend, and population growth.

Energy Equipment

The Company's Energy Equipment segment manufactures and supports the capital equipment and integrated systems needed for oil and gas exploration and production, both onshore and offshore, as well as for other marine-based, industrial and renewable energy markets.

The segment designs, manufactures, and integrates technologies for drilling and producing oil and gas wells. This includes equipment and technologies needed for drilling, including land rigs, offshore drilling equipment packages, drilling rig components, and software control systems that mechanize and automate the drilling process and rig functionality; hydraulic fracture stimulation, including pressure pumping trucks, blenders, sanders, hydration units, injection units, flowline, and manifolds; well intervention, including coiled tubing units, coiled tubing, and wireline units and tools; cementing products for pumping, mixing, transport, and storage; onshore production, including fluid processing, and surface transfer as well as progressive cavity pumps; offshore production, including integrated production systems and subsea production technologies; and aftermarket support of these technologies, providing spare parts, service, and repair.

Energy Equipment primarily serves contract drillers, oilfield service companies, and oil and gas companies. Demand for the segment's products primarily depends on capital spending plans by drilling contractors, service companies, and oil and gas companies, and secondarily on the overall level of oilfield drilling, completions, and workover activity which drives demand for equipment, spare parts, service, and repair for the segment's large installed base of equipment.

The segment also serves marine and offshore markets, where it designs and builds equipment for wind turbine installation and cable lay vessels, and offers heavy lift cranes and jacking systems; industrial markets, where the segment provides pumps and mixers for a wide breadth of industrial end markets; and other energy transition markets, where it is applying its gas processing expertise to provide solutions that aid in wind power development, hydrogen production and carbon sequestration.



The following table presents financial data by business segment (in millions):

	Year Ended December 31,											
	2024				2023				2022			
	Energy Products and Services	Energy Equipment	Eliminations and corporate costs (1)	Total	Energy Products and Services	Energy Equipment	Eliminations and corporate costs (1)	Total	Energy Products and Services	Energy Equipment	Eliminations and corporate costs (1)	Total
Revenue from external customers	\$ 4,040	\$ 4,830	\$ -	\$ 8,870	\$ 3,973	\$ 4,610	\$ -	\$ 8,583	\$ 3,474	\$ 3,763	\$ -	\$ 7,237
Intersegment revenue	90	58	(148)	-	104	59	(163)	-	63	56	(119)	-
Total revenue	4,130	4,888	(148)	8,870	4,077	4,669	(163)	8,583	3,537	3,819	(119)	7,237
Less:												
Cost of revenue (2)	2,934	3,671	(62)	6,543	2,870	3,670	(67)	6,473	2,537	3,085	(48)	5,574
Selling, general, and administrative (2)	500	494	114	1,108	518	521	121	1,160	488	482	128	1,098
Depreciation and amortization	221	115	7	343	183	111	8	302	179	115	7	301
(Gain)/loss on sales of fixed assets	-	-	-	-	(1)	(4)	-	(3)	2	-	(2)	-
Operating profit	\$ 475	\$ 608	\$ (207)	\$ 876	\$ 507	\$ 371	\$ (227)	\$ 651	\$ 331	\$ 137	\$ (204)	\$ 264
Reconciliation to income before income taxes:												
Interest and financial costs	-	-	(91)	(91)	-	-	(88)	(88)	-	-	(78)	(78)
Interest income	-	-	38	38	-	-	28	28	-	-	19	19
Equity income (loss) in unconsolidated affiliates	33	3	-	36	111	8	-	119	71	(3)	-	68
Other expenses, net	-	-	(28)	(28)	-	-	(98)	(98)	-	-	(35)	(35)
Income before income taxes	\$ 508	\$ 611	\$ (288)	\$ 831	\$ 618	\$ 379	\$ (385)	\$ 612	\$ 402	\$ 134	\$ (298)	\$ 238
Other segment information:												
Capital expenditures	\$ 255	\$ 86	\$ 10	\$ 351	\$ 198	\$ 68	\$ 17	\$ 283	\$ 131	\$ 71	\$ 12	\$ 214
Investment in unconsolidated affiliates	\$ 158	\$ 5	\$ -	\$ 163	\$ 211	\$ -	\$ -	\$ 211	\$ 87	\$ 30	\$ -	\$ 117
Total assets	\$ 5,054	\$ 4,895	\$ 1,412	\$ 11,361	\$ 4,777	\$ 5,509	\$ 1,008	\$ 11,294	\$ 4,126	\$ 4,745	\$ 1,264	\$ 10,135

- Sales from one segment to another generally are priced at estimated equivalent commercial selling prices; however, segments originating an external sale are credited with the full profit to the Company. Eliminations and corporate costs include intercompany transactions conducted between the three reporting segments that are eliminated in consolidation, as well as corporate costs not allocated to the segments. Intercompany transactions within each reporting segment are eliminated within each reporting segment. Also included in the eliminations and corporate costs column are capital expenditures and total assets related to corporate. Corporate assets consist primarily of cash and fixed assets.
- Included in cost of revenue and selling, general, and administrative expenses are pre-tax charges (credits) within Other Items of \$(109) million, \$51 million, and \$114 million, for the years ended December 31, 2024, 2023, and 2022, respectively. Other Items included in cost of revenue for 2024 includes a credit related to a gain on business divestiture (Energy Equipment \$130 million); credits related to gains on sales of previously reserved inventory (Energy Equipment \$3 million); charges related to severance and other restructuring costs (Energy Products and Services \$8 million and Energy Equipment \$15 million), and a credit related to Russia impairment (Energy Products and Services \$1 million). Other Items included in selling, general, and administrative expenses for 2023 includes charges related to voluntary early retirement program (VERP) (Energy Products and Services \$29 million and Energy Equipment \$19 million); credit related to release of an earnout accrual (Energy Equipment \$25 million); charges related to severance and other restructure costs (Energy Equipment \$10 million). Other items included in cost of revenue for 2023 include a non-cash discount charge on royalty receivables (Energy Products and Services \$25 million); credits related to gains on sales of previously reserved inventory (Energy Products and Services \$1 million and Energy Equipment \$19 million); charges related to severance and other restructuring costs (Energy Equipment \$1 million). Other Items included in selling, general, and administrative expenses for 2022 include Russia impairment and other charges (Energy Products and Services \$11 million and Energy Equipment \$40 million). Other items included in cost of revenue for 2022 include Russia impairment and other charges (Energy Products and Services \$60 million and Energy Equipment \$12 million); charges related to severance and other restructuring costs (Energy Products and Services \$2 million and Energy Equipment \$6 million); and credits related to gains on sales of previously reserved inventory (Energy Products and Services \$1 million and Energy Equipment \$34 million).



Geographic Areas:

The following table presents consolidated revenues by country based on sales destination of the products or service (in millions):

	Year Ended December 31,		
	2024	2023	2022
United States	\$ 2,984	\$ 2,933	\$ 2,603
Other Countries	5,886	5,650	4,634
Total	\$ 8,870	\$ 8,583	\$ 7,237

The following table presents net property, plant and equipment by country based on the location (in millions):

	December 31,	
	2024	2023
United States	\$ 928	\$ 906
Saudi Arabia	303	258
Other Countries	691	701
Total	\$ 1,922	\$ 1,865

17. Impairment and Other Items

We recorded a net credit of \$109 million in other items for the year ended December 31, 2024, of which \$130 million related to a gain from the divestiture of its Pole Products business, offset by charges related to severance, facility closure and other restructuring costs of \$21 million. The other items are reported in "Cost of revenue" (\$110 million for the year ended December 31, 2024) and "Selling, general and administrative" (\$1 million for the year ended December 31, 2024) in our Consolidated Statements of Income.

We recorded \$51 million in other items for the year ended December 31, 2023, of which \$52 million related to charges related to VERP, \$25 million related to a non-cash discount charge on royalty receivables, offset by credits related to the release of an earnout accrual of \$25 million, and credits related to gains on sales of previously reserved inventory of \$20 million. The other items are reported in "Cost of revenue" (\$10 million for the year ended December 31, 2023) and "Selling, general and administrative" (\$41 million for the year ended December 31, 2023) in our Consolidated Statements of Income.

We recorded \$114 million in other items for the year ended December 31, 2022, of which \$127 million relates to impairments for Russia and Belarus. The other items are reported in "Cost of revenue" (\$63 million for the year ended December 31, 2022) and "Selling, general and administrative" (\$51 million for the year ended December 31, 2022) in our Consolidated Statement of Income (Loss).

As previously disclosed, in response to sanctions against Russia and Russian interests, the Company ceased new investments and curtailed our activities in Russia. Further, during the third quarter of 2022, the Company sold its business in Belarus and committed to a plan to sell its businesses in Russia. The sale is subject to various government approvals in Russia and other jurisdictions. For the years ended December 31, 2024 and 2023, all our Russian assets and liabilities were classified as held for sale and reported in "Prepaid and other current assets" and "Accrued liabilities", respectively, in our Consolidated Balance Sheets.

18. Acquisitions and Divestitures

For the year ended December 31, 2024, our Energy Products and Services segment made three strategic acquisitions to enhance and expand our existing portfolio for a total consideration of \$291 million, net of cash acquired. One of the three acquisitions was a company owned by White Deer Energy, a middle market private equity fund focused on energy investments. As the transaction involved a related party at the time it was entered into (i.e., directors Ben A. Guill and Eric L. Mattson both had an investment interest in certain White Deer Energy funds), the acquisition was approved by the disinterested members of the Company's Board of Directors.

As of December 31, 2024, we provisionally recorded \$171 million of goodwill and amortizable intangible assets, \$64 million of PP&E, including financing and operating lease right of use assets, \$92 million of net working capital, \$18 million of finance and operating lease liabilities, and \$18 million in other liabilities. The fair values of the assets acquired and liabilities assumed are preliminary and subject to change until we finalize our accounting for these acquisitions.

On April 9, 2024, NOV completed the divestiture of its Pole Products business. Pole Products is a leading manufacturer of premium spun-cast concrete and tapered steel poles for diverse applications. We recorded a gain of \$130 million, which is included as a reduction of Cost of Revenue on the Consolidated Statements of Income.



During the second quarter, the Company purchased the remaining noncontrolling interest in Keystone Tower Systems (KTS) for total consideration of \$30 million.

19. Share Repurchase Program

On April 25, 2024, the Company established a share repurchase program for up to \$1 billion of the currently outstanding shares of the Company's common stock over a period of 36 months. Under the share repurchase program, the Company may repurchase shares from time to time through open market purchases, in privately negotiated transactions or by other means, including through the use of trading plans intended to qualify under Rule 10b5-1 under the Securities Exchange Act of 1934 (the "Exchange Act"), as amended, in accordance with applicable securities laws and other restrictions, including Rule 10b-18. The timing and total amount of any stock repurchases will depend upon business, economic and market conditions, corporate and regulatory requirements, prevailing stock prices and other considerations.

The Company intends to fund the repurchases using its available U.S. cash balances, which may involve the repatriation of foreign earnings not indefinitely reinvested. However, depending on U.S. cash balances, the Company may choose to borrow against its revolving credit facility or issue new debt to finance the repurchases. As shares are repurchased, they are constructively retired and returned to an unissued state. During the three months ended December 31, 2024, the Company repurchased 7.5 million shares of common stock under the program for an aggregate amount of \$112 million. During the year ended December, 31, 2024, the Company repurchased 14.2 million shares of common stock under the program for an aggregate amount of \$229 million.



SCHEDULE II
NOV INC.
VALUATION AND QUALIFYING ACCOUNTS
Years Ended December 31, 2024, 2023 and 2022
(in millions)

	<u>Balance beginning of year</u>	<u>Additions (Deductions) charged to costs and expenses</u>	<u>Charge offs and other</u>	<u>Balance end of year</u>
Reserve for excess and obsolete inventories:				
2024	\$ 354	\$ 31	\$ (99)	\$ 286
2023	378	28	(52)	354
2022	444	(18)	(48)	378
Valuation allowance for deferred tax assets:				
2024	\$ 346	\$ (64)	\$ (16)	\$ 266
2023	920	(564)	(10)	346
2022	1,127	24	(231)	920



Exhibit 10.16

NOV INC.

EXECUTIVE SEVERANCE PLAN

NOV Inc. has established an Executive Severance Plan (the “Plan”) to provide certain key employees of **National Oilwell Varco, L.P. or its affiliates** (together, the “NOV Group”) with certain benefits if their employment with **National Oilwell Varco, L.P. or one of its affiliates** (such employing entity, the “Company”), is terminated by the Company other than for Cause (defined below), pursuant to the terms of this Plan.

1. **PURPOSE.** NOV Inc. has previously determined that it is in the best interests of NOV Inc. and its stockholders to retain certain employees of the NOV Group and to induce the employment of such employees for the long-term benefit of NOV Inc. and its stockholders, and to accomplish these objectives, NOV Inc. has determined to provide such employees with severance benefits under certain circumstances specified in this Plan if such employees’ employment with the Company is terminated by the Company other than for Cause.
2. **ELIGIBILITY.** An Eligible Employee of the Company shall be a Participant in the Plan and eligible to receive the Severance Benefits set forth in Section 4 as provided in Section 2(a) or 2(b), as applicable.
 - (a) For an Eligible Employee who is not an Executive Officer:
 - (i) The Eligible Employee has been selected by NOV Inc.’s Chief Executive Officer (the “CEO”) to participate in the Plan;
 - (ii) The Eligible Employee has executed and fully complied with a participation agreement in a form provided by the Company; and
 - (iii) Upon termination of employment, the Eligible Employee executes and complies with a Release Agreement, and such Release Agreement is not revoked during the applicable revocation period following its delivery to the Company.
 - (b) For an Eligible Employee of the Company who is an Executive Officer:
 - (i) The Eligible Employee has been selected by NOV Inc.’s Compensation Committee (the “Compensation Committee”) to participate in the Plan;
 - (ii) The Eligible Employee has executed and fully complied with a participation agreement in a form provided by the Company; and
 - (iii) Upon termination of employment, the Eligible Employee executes and complies with a Release Agreement, and such Release Agreement is not revoked during the applicable revocation period following its delivery to the Company.

Notwithstanding the foregoing, an Executive Officer who is not a Participant in this Plan and has previously signed an employment agreement with the Company and/or NOV Inc. which provides for severance benefits shall be deemed to have been designated as a Participant for purposes of this Section 2(b) on the date such employment agreement expires.

A Participant shall cease being eligible to participate in the Plan if either (i) the Compensation Committee has made a determination that such Participant is no longer eligible to participate in the Plan, or (ii) for a Participant who is not an Executive Officer, the CEO has made a determination that such Participant is no longer eligible to participate in the Plan. In such case, the Participant will receive written notice from the Plan Administrator that the Participant has been removed from the Plan, which removal shall be effective no earlier than twelve (12) months after it is received by the Participant.



3. **PARTICIPATION IN THE PLAN.** If an Eligible Employee has been selected by the CEO or the Compensation Committee, as applicable, to participate in the Plan, he or she shall execute a Participation Agreement. Once such an Eligible Employee executes a Participation Agreement, and so long as the Eligible Employee complies with the Participation Agreement, that individual shall be classified as a Participant and shall be entitled to receive the Severance Benefits upon termination by the Company other than for Cause or by the Participant for Good Reason, except as otherwise provided in the Plan.
4. **SEVERANCE BENEFITS.** The Severance Benefits shall consist of the following, less applicable withholdings:
 - (a) an amount equal to the sum of (i) the Participant's Annual Base Salary and (ii) the product of the Participant's Annual Base Salary and the Participant's Target Percentage, which shall be paid in twelve (12) equal monthly installments beginning on the first business day that is eight (8) days after the Participant has signed and not revoked the Release Agreement;
 - (b) if the Participant is terminated during the period between January 1st and the date on which the Annual Bonus for the prior year is paid, the Participant's Annual Bonus for the year prior to the year in which the Participant was terminated, but only to the extent the applicable performance goals have been met and an Annual Bonus for such year is otherwise payable to the Participant, which shall be paid to the Participant at the time when the Annual Bonus for such year would normally be paid; provided, however, that such Annual Bonus shall be paid no later than March 15th following the performance year;
 - (c) payment of the Participant's accrued and unpaid wages through the Termination Date;
 - (d) payment of the Participant's accrued and unused vacation through the Termination Date; and
 - (e) notwithstanding the terms of any award agreement under NOV Inc.'s then-applicable long-term equity plan, any time-based restricted stock held by the Participant and not already vested shall be 100% vested and released as soon as administratively feasible.
5. **TERMINATION BY COMPANY WITHOUT CAUSE OR BY PARTICIPANT FOR GOOD REASON.** A Participant shall be entitled to the Severance Benefits described in [Section 4](#) if the Participant's employment with the Company is terminated by the Company without Cause or the Participant terminates his or her employment for Good Reason.
6. **TERMINATION FOR CAUSE.** If the Participant's employment is terminated by the Company for Cause, the Participant shall not be entitled to the Severance Benefits described in [Section 4](#). Notwithstanding the foregoing, the Participant shall be entitled to the payment described in [Section 4\(c\)](#).
7. **VOLUNTARY TERMINATION.** If the Participant voluntarily terminates his or her employment with the Company without Good Reason, the Participant shall not be entitled to the Severance Benefits described in [Section 4](#). Notwithstanding the foregoing, the Participant shall be entitled to the payments described in [Sections 4\(c\)](#) and [\(d\)](#).
8. **COMPARABLE JOB.** Notwithstanding anything to the contrary, the Participant shall not be entitled to any Severance Benefits if the Participant's employment is terminated by the Company in connection with (a) a sale or other disposition of the Company's assets or the assets of an affiliate of the Company that the individual's services relate to, or (b) an outsourcing of any of the Company's operations or those of an affiliate that the individual's services relate to, and the Participant is offered a Comparable Job, whether or not the offer is accepted.
9. **CLAIM REVIEW PROCEDURE.**
 - (a) Authority to Adopt Procedures. The Plan Administrator shall have the power and authority to establish written procedures for processing claims for Plan benefits and reviews of Plan benefit



claims which have been denied or modified. Such procedures may be amended and modified from time to time in the discretion of the Plan Administrator. The procedures as adopted and amended and modified from time to time by the Plan Administrator are hereby incorporated by reference as a part of the Plan.

- (b) Summary of Claims Procedures. In order to file a claim for benefits under the Plan, a Participant must submit to the Vice President, HR Shared Services of National Oilwell Varco, L.P. (the “Benefits Administrator”) a written claim for Plan benefits containing a description of (i) an alleged failure to receive a benefit payable under the Plan, or (ii) an alleged discrepancy between the amount of a benefit owed and the amount of the benefit the Participant received under the Plan. In connection with the submission of a claim, a Participant may examine the Plan and any other relevant documents relating to the claim, and the Participant may submit written comments relating to such claim to the Benefits Administrator. If the Participant needs additional information regarding his claim for benefits, then he or she may submit a written request to the Benefits Administrator for such information. Failure to furnish a written claim description or to otherwise comply with the claim submission procedure will invalidate the Participant’s claim unless the Benefits Administrator determines that it was not reasonably possible to comply with such procedure.
- (i) Upon the filing of a claim for benefits, the Benefits Administrator will determine if the request is clear, and if so, will proceed with the processing of the claim. If the Benefits Administrator determines that the claim is not clear, then the claim will be referred to the Plan Administrator for review.
- (ii) Within ninety (90) days from the date a completed claim for benefits is filed (or such longer period as may be necessary due to unusual circumstances, but in any event no longer than the time period described in the next subsection), the Plan Administrator will make a decision as to whether the claim is to be approved, modified, or denied. If the Plan Administrator approves the claim, then the Benefits Administrator will process the claim as soon as administratively practicable.
- (iii) In the event of an adverse determination, including a denial or modification of a Participant’s claim, or an invalidation for failing to follow the Plan’s claim submission procedures (each, an “Adverse Benefit Determination”), the Participant will be notified in writing not later than ninety (90) days following the date the claim was filed (or within one hundred eighty (180) days under special circumstances, in which case the Participant will be informed of the extension and the circumstances requiring the extension in writing prior to its commencement) of the following:
- (A) the specific reason or reasons for the Adverse Benefit Determination;
 - (B) the Plan provisions upon which the Adverse Benefit Determination is based;
 - (C) any additional material or information necessary to perfect the claim and the reasons why such material or information is necessary;
 - (D) the Plan’s claims review procedure; and
 - (E) a description of the Participant’s right to bring a civil action under ERISA with respect to the Adverse Benefit Determination upon completion of the Plan’s claims procedures.
- (iv) Within sixty (60) days following receipt of an Adverse Benefit Determination, the Participant may submit a written request to the Plan Administrator for review of such determination. During this review process, the Participant will have the opportunity to submit written comments and other information relating to the claim and he or she will



have reasonable access to, and copies of, all documents and other information related to the claim free of charge. Any items the Participant submits to the Plan Administrator will be considered without regard to whether such items were considered in the initial benefit determination.

- (v) Within sixty (60) days following a request for review (or within one hundred twenty (120) days under special circumstances, in which case the Participant will receive written notice of the extension and the circumstances requiring the extension prior to its commencement), the Plan Administrator must, after providing the Participant with a full and fair review, render its final decision in writing (or electronically). However, the review process may be delayed if the Participant fails to provide information that is requested by the Plan Administrator. If the Plan Administrator approves the claim on review, then the Benefits Administrator will process the claim as soon as administratively practicable. In the event of an Adverse Benefit Determination on review, the Plan Administrator's final decision will include:
 - (A) the specific reason or reasons for the Adverse Benefit Determination;
 - (B) the Plan provisions upon which the Adverse Benefit Determination is based;
 - (C) a statement that the Participant is entitled to reasonable access to, and copies of, all documents and other information related to the claim free of charge; and
 - (D) a description of the Participant's right to bring a civil action under ERISA with respect to the Adverse Benefit Determination.
- (vi) The Participant may, by submitting a written statement to the Plan Administrator, authorize an individual or entity to pursue his claim for benefits under the Plan and/or his request for a review of an Adverse Benefit Determination made with respect to a claim.
- (vii) Completion of the claims procedures described in this [Section 9](#) will be a condition precedent to the commencement of any legal or equitable action in connection with a claim for benefits under the Plan by a claimant or by any other person claiming rights individually or through a claimant.

10. **EFFECTIVE DATE; TERMINATION AND AMENDMENT OF PLAN.** The Plan became effective on February 28, 2018, and was amended on August 22, 2024. Subject to the minimum notice requirement, if any, in a Participant's Participation Agreement, the Plan Administrator may amend and/or terminate the Plan at any time, and such amendment and/or termination may result in a reduction of Severance Benefits for Participants. Notwithstanding the foregoing, the Company may not make any material reduction to the benefits provided under the Plan during the period beginning sixty (60) days before a Change in Control and ending twelve (12) months after a Change in Control.

11. **GOVERNING LAW.** The interpretation, performance and enforcement of this Plan or the transactions contemplated hereby shall be governed by, construed, administered, and enforced according to ERISA and, to the extent not preempted, the laws of the State of Texas, without regard to the conflicts of laws principles thereof.

12. **PLAN ADMINISTRATION.**

- (a) Within the scope of the terms of the Plan and in accordance therewith, the Plan Administrator has full discretionary authority to administer and interpret the Plan, subject, however, to the requirements of ERISA. The Plan Administrator may make and enforce such rules and regulations as it deems necessary or proper for the efficient administration of the Plan or as are required to comply with applicable law. The Plan Administrator's power and authority will include, but will



not be limited to, the sole discretion to (i) interpret the Plan and determine the eligibility of a Participant to participate and receive Severance Benefits (other than selection for participation in the Plan, which is at the sole discretion of the CEO or the Compensation Committee, as applicable), (ii) determine the amount of Severance Benefits (if any) payable to any Participant, former Participant, or beneficiary in accordance with the provisions of the Plan, determine the person or persons to whom such benefits will be paid, and authorize such payments, (iii) keep such records and submit such filings, elections, applications, returns, or other documents or forms as may be required under the Code, and applicable regulations, or under state or local law and regulations, (iv) appoint such agents, counsel, accountants, and consultants as may be required to assist in administering the Plan, (v) by written instrument, allocate and delegate its fiduciary responsibilities in accordance with Section 405 of ERISA, (vi) admit any subsidiary or affiliated entity to participate in the Plan, and (vii) amend, terminate, supplement, or modify the Plan at any time whether or not benefits that are currently payable are affected or retroactively terminated.

- (b) All rules, regulations, determinations, constructions, decisions, and interpretations made by the Plan Administrator shall be final, binding, and conclusive upon all persons, except as otherwise required by law. To the extent the Plan Administrator has been granted discretionary authority under the Plan, the Plan Administrator's prior exercise of such authority shall not obligate it to exercise its authority in a like fashion thereafter.
 - (c) Notwithstanding the preceding, to the extent required to satisfy the limitations on delegation of authority with respect to compensation paid to executive officers as established by the Securities Exchange Act of 1934, the rules and regulations issued thereunder, and the applicable listing rules under the New York Stock Exchange, (i) the Compensation Committee shall be deemed to be the Plan Administrator for purposes of this Plan, and (ii) an action taken by the Plan Administrator with respect to an Executive Officer shall not be effective until the date it has been ratified by the Compensation Committee. The Compensation Committee may, in its sole discretion, modify the form of Participation Agreement that is provided to a Participant to include such other terms as it deems appropriate from time to time.
13. **SUCCESSOR LIABILITY.** This Plan shall be binding upon and inure to the benefit of Company, and each of its successors and assigns (including, without limitation, any company into or with which the Company may merge or consolidate). The Company will require any successor (whether direct or indirect, by purchase, merger, consolidation, or otherwise) to all or substantially all of the business and/or assets of the Company to expressly assume and agree (by an instrument in writing) to perform the obligations under this Plan. Such assumption and agreement shall be obtained prior to the effectiveness of such succession.
14. **ERISA RIGHTS.** As a participant in the Plan, you are entitled to certain rights and protections under ERISA. ERISA provides that all Plan participants shall be entitled to:
- (a) Receive Information About Your Plan and Benefits.
 - (i) Examine without charge, at the Plan Administrator's office and at other specified locations, such as worksites and union halls, all documents governing the Plan, including insurance contracts and collective bargaining agreements, and a copy of the latest annual report (Form 5500 Series) filed by the Plan with the U.S. Department of Labor and available at the Public Disclosure Room of the Employee Benefits Security Administration.
 - (ii) Obtain, upon written request to the Plan Administrator, copies of documents governing the operation of the Plan, including insurance contracts and collective bargaining agreements, and copies of the latest annual report (Form 5500 Series) and updated summary plan description. The Plan Administrator may make a reasonable charge for the copies.
 - (b) Prudent Actions By Plan Fiduciaries. In addition to creating rights for Plan participants, ERISA imposes obligations upon the people who are responsible for the operation of employee benefit plans. The people who operate the Plan, called "fiduciaries" of the Plan, have a duty to do so



prudently and in the interest of you and other Plan participants and beneficiaries. No one, including your employer, your union, or any other person may fire you or otherwise discriminate against you in any way to prevent you from obtaining a welfare benefit or exercising your rights under ERISA.

- (c) Enforce Your Rights. If your claim for a benefit is denied or ignored, in whole or in part, you have a right to know why this was done, to obtain copies of documents relating to the decision without charge, and to appeal any denial, all within certain time schedules. Under ERISA, there are steps you can take to enforce the above rights. For instance, if you request a copy of Plan documents or the latest annual report from the Plan and do not receive them within thirty (30) days, you may file suit in a Federal court. In such a case, the court may require the Plan Administrator to provide the materials and pay you up to \$110 a day until you receive the materials, unless the materials were not sent because of reasons beyond the control of the administrator. If you have a claim for benefits that is denied or ignored, in whole or in part, you may file suit in a state or Federal court. In addition, if you disagree with the Plan's decision or lack thereof concerning the qualified status of a domestic relations order, you may file suit in Federal court. If it should happen that Plan fiduciaries misuse the Plan's money, or if you are discriminated against for asserting your rights, you may seek assistance from the U.S. Department of Labor, or you may file suit in a Federal court. The court will decide who should pay court costs and legal fees. If you are successful, the court may order the person you have sued to pay these costs and fees. If you lose, the court may order you to pay these costs and fees (for example, if it finds that your claim is frivolous).
- (d) Assistance With Your Questions. If you have any questions about the Plan, you should contact the Plan Administrator. If you have any questions about this statement or about your rights under ERISA, or if you need assistance in obtaining documents from the Plan Administrator, you should contact the nearest office of the Employee Benefits Security Administration, U.S. Department of Labor, listed in your telephone directory or the Division of Technical Assistance and Inquiries, Employee Benefits Security Administration, U.S. Department of Labor, 200 Constitution Avenue N.W., Washington, D.C. 20210. You may also obtain certain publications about your rights and responsibilities under ERISA by calling the publications hotline of the Employee Benefits Security Administration.

15. **IDENTIFYING DATA.** The Plan is a welfare benefit plan providing benefits from the general assets of National Oilwell Varco, L.P, and National Oilwell Varco, L.P. is the plan sponsor. The Plan Year is from January 1 to the following December 31 of each year. The plan sponsor has assigned plan number 572 to the Plan. The Employer Identification Number for National Oilwell Varco, L.P. is 76-0488987.

(a) Plan Sponsor

NOV Inc.
10353 Richmond Ave.
Houston, Texas 77042
Attn: General Counsel

(b) Plan Administrator

NOV Inc.
10353 Richmond Ave.
Houston, Texas 77042
Attn: Chief Administrative Officer



(c) Agent for Legal Service of Process

NOV Inc.
10353 Richmond Ave.
Houston, Texas 77042
Attn: Office of the General Counsel

16. **TAXES.** The Company or a successor shall withhold taxes and all other applicable payroll deductions from any payment made pursuant to the Plan.
17. **No Right to Employment.** No provision of the Plan is intended to provide any Participant with any right to continue in the employ of the Company or a successor or otherwise affect the right of the Company or a successor, which right is hereby expressly reserved, to terminate the employment of any individual at any time for any reason, with or without cause.
18. **DEFINITIONS.**
- (a) **Annual Base Salary** means the Participant's annual base salary from the Company as of the Termination Date.
- (b) **Annual Bonus** means the annual bonus that the Participant is eligible to receive under the then-current Incentive Compensation Plan applicable to the Company (or such other name as may be adopted for such plan or its successor).
- (c) **Cause** means a Participant has:
- (i) engaged in gross negligence or willful misconduct in the performance of the Participant's duties and responsibilities respecting the Participant's position with the Company or one of its affiliates;
 - (ii) willfully refused, without proper legal reason, to perform the duties and responsibilities respecting the Participant's position with the Company or one of its affiliates;
 - (iii) materially breached the Company's code of conduct or business ethics policy for employees;
 - (iv) engaged in conduct that the Participant knows or should know is materially injurious to the Company or one of its affiliates;
 - (v) been convicted of or entered into a plea of no contest or equivalent to a felony or a misdemeanor involving moral turpitude; or
 - (vi) engaged in an act of dishonesty or impropriety which materially impairs the Participant's effectiveness in the Participant's position with the Company.
- (d) **Change in Control** means the occurrence of one of the following events: (i) a report is filed with the U.S. Securities and Exchange Commission on Schedule 13D or Schedule 14D-1 (or any successor schedule, form, or report), each as promulgated pursuant to the Securities Exchange Act of 1934, as amended (the "Exchange Act"), disclosing that any "person" (as the term "person" is used in Section 13(d) or Section 14(d)(2) of the Exchange Act) is or has become a beneficial owner, directly or indirectly, of securities of NOV Inc. representing thirty five percent (35%) or more of the combined voting power of NOV Inc.'s then outstanding securities; (ii) NOV Inc. is merged or consolidated with another corporation and, as a result thereof, securities representing less than fifty percent (50%) of the combined voting power of the surviving or resulting corporation's securities (or of the securities of a parent corporation in case of a merger in which the surviving or resulting



corporation becomes a wholly-owned subsidiary of such parent corporation) are owned in the aggregate by holders of NOV Inc.'s outstanding securities immediately before such merger or consolidation; (iii) all or substantially all of the assets of NOV Inc. are sold in a single transaction or a series of related transactions to a single purchaser or a group of affiliated purchasers; or (iv) during any period of twenty four (24) consecutive months, individuals who were members of the Board other than an employee of NOV Inc. or its affiliates ("Directors") at the beginning of such period cease to constitute at least a majority of the Board unless the election, or nomination for election by NOV Inc.'s shareholders, of more than fifty percent (50%) of any new Directors was approved by a vote of at least two-thirds (2/3) of the Directors then still in office who were Directors at the beginning of such period.

- (e) **CIC Protection Period** means the period commencing sixty (60) days prior to a Change in Control and ending one (1) year after the date upon which a Change in Control occurs.
- (f) **Comparable Job** means a job with the Company where (i) the Annual Base Salary to be paid by the Company is not materially reduced from the Annual Base Salary previously paid by the Company to such Participant, (ii) the Participant's principal place of work is not changed on or before the first date of employment in the new job to a location that is a material distance from the Participant's principal place of work immediately prior to the date the Participant was offered the job, without the prior consent of the Participant, and (iii) for purposes of [Section 8](#) only, there is no material reduction in the nature or scope of the Participant's authorities, powers, functions, responsibilities, or duties attached to the position or positions with the acquiring entity or outsourcing entity, as applicable, from the job which the Participant held immediately prior to the applicable transaction, without the prior written consent of the Participant. For purposes of the preceding sentence, a distance of less than fifty (50) miles shall be treated as immaterial.
- (g) **Eligible Employee** means a full-time, regular, non-union employee who (i) is actively working for the Company immediately prior to his or her termination date, and (ii) unless otherwise designated by the Compensation Committee, has worked for the Company continuously for a period of at least one year from the employee's date of hire. The term "[Eligible Employee](#)" shall not include any employee who performs services primarily outside of the United States and is a party to an individual employment agreement, severance agreement, or similar arrangement with the Company.
- (h) **ERISA** means the Employee Retirement Income Security Act of 1974, as amended.
- (i) **Executive Officer** means an executive officer of the Company, as determined pursuant to the rules and regulations issued under the Securities Exchange Act of 1934, as amended, and the applicable listing rules under the New York Stock Exchange.
- (j) **Good Reason** means:
 - (i) the occurrence outside of a CIC Protection Period, without the Participant's express written consent, of any one (1) or more of the following:
 - (A) a material diminution in the Participant's Annual Base Salary;
 - (B) a change in the location of the Participant's principal place of employment by fifty (50) miles or more from the location where the Participant was principally employed (other than a change in the Company's headquarters); or
 - (C) the Participant is moved to a position within the Company that is not a Comparable Job.
 - (ii) the occurrence during a CIC Protection Period, without the Participant's express written consent, of any one (1) or more of the following:



- (A) a material diminution in the Participant's Annual Base Salary paid by the Company immediately prior to the CIC Protection Period;
- (B) a change in the location of the Participant's principal place of employment by fifty (50) miles or more from the location where he or she was principally employed, without the prior written consent of the Participant; or
- (C) a material reduction in the nature or scope of the Participant's authorities, powers, functions, responsibilities, or duties attached to the position or positions with the Company which the Participant held immediately prior to the CIC Protection Period, without the prior written consent of the Participant.

The Participant shall provide written notice to the Plan Administrator of any event or condition upon which the Participant intends to rely as the basis for a Good Reason termination of employment within ninety (90) days of the occurrence of such event or condition at the address listed at [Section 15\(b\)](#). The Participant shall be deemed to have expressly consented to such event or condition if such notice is not timely provided to the Company. The Company shall have ninety (90) days following the receipt of such notice to remedy the event or condition, and, if so remedied, any termination of Participant's employment on the basis of the circumstances described in such notice shall not be considered a Good Reason termination of employment.

- (k) **Participant** means a Participant who has satisfied the requirements of [Section 2](#).
- (l) **Participation Agreement** means the form of NOV Inc. Executive Severance Plan Participation Agreement attached as [Exhibit A](#), as amended from time to time, and which is incorporated in full by reference, to be a part of this Plan.
- (m) **Plan Administrator** means the Chief Administrative Officer of NOV Inc.
- (n) **Release Agreement** means the waiver and release of claims in a form provided by the Company that a Participant is required to execute, comply with, and not revoke to receive Severance Benefits under the Plan, which shall be adopted and approved by the Plan Administrator.
- (o) **Severance Benefits** means the benefits described in [Section 4](#).
- (p) **Target Percentage** means the Participant's target percentage under the then-current Incentive Compensation Plan applicable to the Company (or such other name as may be adopted for such plan or its successor) as of the Termination Date.
- (q) **Termination Date** mean the Participant's final day of employment with the Company.



Exhibit A

Form of NOV Inc. Executive Severance Plan Participation Agreement

[See attached.]

[EXHIBIT A]



NOV INC.
EXECUTIVE SEVERANCE PLAN

PARTICIPATION AGREEMENT

This Participation Agreement (this “Agreement”) is entered into on [insert date] (the “Effective Date”) among NOV Inc., a Delaware corporation (“NOV Inc.”), National Oilwell Varco, L.P., a Delaware limited partnership (the “Company”),¹ and [insert name of employee] (“Participant”). Each of NOV Inc., the Company, and Participant is a “Party” and are together, the “Parties.”

WHEREAS, NOV Inc. sponsors the NOV Inc. Executive Severance Plan (the “Severance Plan”) to provide severance benefits to its key employees; and

WHEREAS, Participant is eligible to participate in the Severance Plan pursuant to its terms; and

WHEREAS, NOV Inc. desires that Participant’s participation in the Severance Plan shall be subject to certain additional conditions and benefits, as described in this Agreement.

NOW THEREFORE, in consideration of the promises and agreements contained in this Agreement and other good and valuable consideration, the sufficiency and receipt of which are hereby acknowledged, and intending to be legally bound, Participant, NOV Inc., and the Company agree as follows:

19. **PARTICIPATION IN THE SEVERANCE PLAN.** NOV Inc. and the Company confirm that Participant is eligible to participate in the Severance Plan.

20. **COVENANT NOT TO COMPETE, SOLICIT, DISCLOSE CONFIDENTIAL INFORMATION, OR DISPARAGE.**

- (a) Participant acknowledges that Participant is in possession of and has access to Confidential Information, including material relating to the goodwill, training, business, employees, products, and/or services of NOV Inc., the Company, and its Customers, and that Participant will continue to receive and have such possession and access during Participant’s employment by the Company. Participant also acknowledges that NOV Inc.’s and the Company’s business, products, and services are highly specialized and competitive, and that it is essential that they be protected, and, accordingly, Participant agrees in return for the opportunity to receive the Severance Benefits under the Severance Plan, that Participant shall not engage in any “Detrimental Activity,” as defined below.
- (b) Participant understands that the restrictions contained in this Agreement may limit his or her ability to engage in certain businesses during the term of this Agreement, but Participant acknowledges that Participant will receive sufficiently high remuneration and other benefits under the Severance Plan to justify such restrictions. Participant acknowledges that money damages would not be sufficient for any breach of this Agreement by Participant, and NOV Inc., the Company, or any of their subsidiaries or affiliates shall be entitled to specific performance and injunctive relief as remedies for such breach or any threatened breach after notification by the Company of any breach and Participant’s failure to cure such breach promptly and in no event longer than thirty (30) days after receipt of notice from the Company, to the extent such breach is reasonably capable of being cured. No notice period shall be required for a breach that cannot reasonably be cured. Such remedies shall not be deemed the exclusive remedies for a breach of this Agreement but shall be in addition to all remedies available at law or in equity to NOV Inc., the Company, or any of their subsidiaries or affiliates, including, without limitation, the recovery of damages from Participant and his or her agents involved in such breach, court costs, and attorneys’ and experts’ fees incurred.

¹ Note to Draft: If Participant is employed by an entity other than National Oilwell Varco, L.P., then revise this form accordingly to reference that other entity.



by NOV Inc. and/or the Company in enforcing this Agreement, and/or recovery from Participant of any payments previously made to Participant under this Agreement, including any such payments made under the Severance Plan. Participant further acknowledges that NOV Inc. and the Company shall no longer owe any amounts under the Severance Plan if Participant fails to comply with the restrictions contained in this Agreement, and further that the Company may set-off any sums to which NOV Inc. and the Company are entitled under this Agreement against any sum which may be owed to Participant by NOV Inc. or the Company.

- (c) Excluding the Protected Disclosures and actions outlined in this Agreement, Participant agrees that he or she will not, with intent to damage, disparage, or encourage or induce others to disparage NOV Inc., the Company, or any of their respective subsidiaries, affiliates, and joint ventures, including any of their respective predecessors in interest, successors, and assigns, or any of their respective past and present directors, officers, and employees. Further, nothing in the Severance Plan is intended to, nor shall, prevent Participant from providing or limiting testimony in response to a valid subpoena, court order, regulatory request, or other judicial, administrative, or legal process or otherwise as required by law. Excluding the Protected Disclosures, Participant agrees that he or she will notify NOV Inc. and the Company in writing as promptly as practicable after receiving any request for testimony or information in response to a subpoena, court order, regulatory request, or other judicial, administrative, or legal process or otherwise as required by law, regarding the anticipated testimony or information to be provided and at least ten (10) days prior to providing such testimony or information (or, if such notice is not possible under the circumstances, with as much prior notice as is possible).
- (d) Participant, NOV Inc., and the Company each expressly acknowledge and agree that the restrictions contained in the Severance Plan and this Agreement are deemed by each to be reasonable and necessary to protect the business interests of NOV Inc. and the Company and their subsidiaries and affiliates. However, if the restrictions or any material portions of the Severance Plan or this Agreement are found to be unenforceable, then Participant is not entitled to any of the Severance Benefits and those Severance Benefits shall be returned immediately to the Company, to the extent consistent with applicable law. However, in such event, Participant will retain one month of Participant's Annual Base Salary, less withholdings, as consideration for Participant's release of claims under the Release Agreement, so long as Participant is in compliance with those sections.
- (e) The covenants and the provisions of this Agreement are severable and separate, and the unenforceability of any specific covenant or provision shall not affect the enforceability of any other covenant or provision.
- (f) Each of the covenants in this [Section 2](#) shall be construed as an agreement independent of any other provision in this Agreement, and the existence of any claim or cause of action by Participant against NOV Inc. or the Company, whether predicated on this Agreement or otherwise, shall not constitute a defense to the enforcement by NOV Inc. or the Company of such covenants or provisions.
- (g) The one (1)-year period immediately following Participant's Termination Date, as used in the definition of "[Detrimental Activity](#)," shall be tolled (will not run) during the time of any breach, to the maximum extent allowed by law, so that NOV Inc. and the Company will receive the full benefit of Participant's promises and covenants set forth in this Agreement for no more and no less than the time periods described in this Agreement.
- (h) Participant agrees to be reasonably available to NOV Inc. and the Company to respond to requests by NOV Inc. and the Company for information pertaining to or relating to NOV Inc., the Company, their affiliates, and their respective officers, directors, or employees, which may be within Participant's knowledge. To assist with the transition after termination and to otherwise protect NOV Inc.'s and the Company's interests, Participant agrees to return to the Company without deletion or modification, all Confidential Information and other property of the Company, including any equipment or communications or information regarding Participant's work on behalf of the Company. Participant agrees to cooperate fully with NOV Inc. and the Company in connection with



any and all existing or future litigation or investigations brought by or against NOV Inc., the Company, or any of their past or present affiliates, agents, officers, directors, fiduciaries, or employees, whether administrative, civil, or criminal in nature, in which and to the extent NOV Inc. or the Company deems Participant's cooperation necessary, other than litigation or an investigation in which Participant is a party. NOV Inc. or the Company will, without duplication, reimburse Participant for reasonable out-of-pocket expenses incurred as a result of such cooperation.

- (i) **Definitions.** Unless the context otherwise requires, all terms that are not defined in this Agreement, but which are defined in the Severance Plan, shall have the same meaning given to them in the Severance Plan when used in this Agreement.

“**Business Segment**” refers to one of the Company's two designated Business Segments, and for purposes of this Agreement, means the Business Segment with which Participant is involved during the Lookback Period. If Participant's position involves management of, access to Confidential Information regarding, or other material involvement in more than one Business Segment during the Lookback Period, then Business Segment for purposes of this Agreement shall mean each of those Business Segments. If Participant is in the Company's corporate or shared services groups, Participant's group shall be considered its own Business Segment for purposes of this Agreement, and Participant will also be considered to be a part of one or more the designated two Business Segments with which Participant is materially involved, but only to the extent Participant has access to Confidential Information regarding that Business Segment during the Lookback Period.

“**Competitor**” means any person, partnership, entity, business, association, or corporation that, is or is attempting to be, engaged in: (a) the design, manufacture, assembly, sale, or provision of equipment, products, or systems used in, or the provision of related services to, the global energy industry, including but not limited to (i) oil and gas drilling, completion, and production, (ii) geothermal energy production, or (iii) offshore floating or onshore wind energy production; (b) the provision of oilfield tubular inspection or internal tubular coatings; (c) the provision of mud or waste handling services to the upstream oil and gas industry; (d) any other industry which provides products or performs services intended to be similar to or competitive with those of NOV Inc. or the Company; or (e) any proposed business activities with respect to which NOV Inc. or the Company has taken material steps towards planning or implementing during the Lookback Period. However, for purposes of this Agreement, the term Competitor is intended to be limited to the portion of the Competitor entity which is, or is attempting to be, similar to, or competitive with, the Business Segment(s) applicable to Participant as defined above.

“**Competitive Business Activity**” means that for a Competitor, Participant becomes an investor (excluding investments representing less than one percent (1%) of the common stock of a public company), lender, owner, stockholder, member, manager, officer, director, employee, consultant, agent, or serves in any other capacity, excluding any employment role for which there is no possible competitive use of Confidential Information.

“**Confidential Information**” means any confidential, proprietary and/or technical information acquired by Participant during Participant's employment with the Company, including but not limited to, all data, information, documents, drawings, specifications, patterns, calculations, and technical information related to NOV Inc.'s and the Company's business, Business Segments, operations, training, products, personnel, or services, including information concerning sales, Customers, business plans, contractual relationships, and financial structure.

“**Customer**” means business relationships of the Business Segment(s) during the Lookback Period with which Participant had material interactions, or directed material interactions, or business relationships of the Business Segment(s) with respect to which Participant received, or had access to, Confidential Information, all during the Lookback Period, and/or business relationships of the Business Segment(s) Participant actively and materially contacted or solicited (whether directly or indirectly) during the Lookback Period.



“Detrimental Activity” means one or more of the following actions by Participant: (a) engaging in or attempting to engage in a Competitive Business Activity for, or on behalf of, any Competitor in the Restricted Territory at any time during Participant’s employment or during the one (1)-year period immediately following Participant’s Termination Date; (b) at any time during or after Participant’s employment, without prior written authorization from NOV Inc. or the Company, disclosing to anyone outside the Company, or using or attempting to use for any purpose other than in furtherance of NOV Inc.’s and the Company’s business, any Confidential Information; (c) at any time during Participant’s employment or during the one (1)-year period immediately following Participant’s Termination Date, soliciting, inducing, or attempting to cause any employee of NOV Inc. or the Company to leave their employment, or otherwise attempting to interfere with any employee’s employment relationship with NOV Inc. or the Company, whether done on Participant’s own account or on account of any person, organization, or business which is or becomes a Competitor; or (d) at any time during Participant’s employment or during the one (1)-year period immediately following Participant’s Termination Date, directly or indirectly, soliciting the trade or business of a Customer, or inducing, encouraging, or otherwise attempting to cause any Customer to terminate or materially change their business relationship with NOV Inc. or the Company, whether done on Participant’s own account or on account of any person, organization, or business which is or becomes a Competitor. Protected Disclosures are excluded from any form of Detrimental Activity.

“Lookback Period” means the most recent two (2)-year period of Participant’s employment with the Company, including the two (2)-year period immediately preceding Participant’s Termination Date if Participant’s employment has ended.

“Protected Disclosures” are excluded from any restrictions in this Agreement and mean that this Agreement does not (a) prevent Participant from providing information to or filing a report, charge, or complaint, with the Securities and Exchange Commission, Equal Employment Opportunity Commission, or any other governmental agency, or from participating in any investigation or proceeding conducted by any governmental agency, (b) limit Participant’s right to engage in concerted or otherwise protected activity under the National Labor Relations Act, (c) impose any condition precedent (such as prior notice to the Company), any penalty, or any other restriction or limitation adversely affecting Participant’s rights regarding any governmental agency disclosure, report, claim, or investigation, (d) prevent disclosures of trade secrets made in confidence to a federal, state, or local government official, or to an attorney, solely for the purpose of reporting or investigating a suspected violation of law, (e) prevent disclosures of trade secrets made in a complaint or other document filed in a lawsuit or other proceeding, if such filing is made under seal or per court order; (f) prevent disclosures of trade secrets by a plaintiff to his or her attorney in a lawsuit for retaliation for reporting a suspected violation of law and use of the trade secret information in the court proceeding, if any document containing the trade secrets is filed under seal and does not disclose the trade secrets, except pursuant to court order, or (g) prevent any other actions or disclosures protected as whistleblower activity or disclosure of unlawful conduct under any applicable law.

“Restricted Territory” means all countries outside of the United States and all counties and parishes within the United States, in which Participant engaged in business on behalf of the Business Segment(s), serviced or sold to Customers, and/or worked for or provided services to the Business Segment(s), during the Lookback Period, as determined in the sole discretion of NOV Inc. or the Company. For any grantee that is a resident of Louisiana, please see the attached Exhibit A for the specific list of counties/parishes covered by this definition of Restricted Territory.² For purposes of post-employment restrictions on Participant, Restricted Territory includes only the territory or geographic area in which Participant engaged and about which Participant had access to

² Note to Draft: Exhibit A to be included for any Participant that is a resident of Louisiana.



Confidential Information, training, or goodwill of NOV Inc. or the Company during the Lookback Period.

21. **TERM.** The term of this Agreement shall begin on the Effective Date and shall continue through December 31, 20[] (the “**Initial Term**”); provided, however, that beginning on the first day immediately following the expiration date of the Initial Term, and on each subsequent anniversary of such day, such term shall be automatically extended by an additional one (1)-year period (each such period, an “**Additional Term**”). Notwithstanding the foregoing, NOV Inc. or the Company and Participant shall have the right to terminate this Agreement at any time and without fault upon providing twelve (12) months’ written notice to the other Party or Parties.
22. **AMENDMENT.** Notwithstanding anything to the contrary in the Severance Plan, without Participant’s written consent, NOV Inc. cannot change the benefits applicable to Participant under the terms of the Severance Plan in any way that is adverse to Participant or amend this Agreement without delivery of twelve (12) months’ written notice to Participant.
23. **GOVERNING LAW; FORUM; CLASS AND COLLECTIVE ACTION WAIVER.**
 - (a) This Agreement shall be construed and interpreted in accordance with Texas laws, without regard to conflict of law principles. Apart from Company-initiated claims seeking equitable or injunctive relief, any disputes or claims regarding Participant’s employment with the Company, separation therefrom, and/or arising out of or relating to this Agreement shall be submitted to the Company’s Employee Dispute Resolution Program (“**EDR Program**”) and must be resolved in accordance with the EDR Program. Participant agrees that claims not covered by the EDR Program shall be litigated solely and exclusively in a state court sitting in Montgomery County, Texas or federal court serving Montgomery County, Texas, and that such courts are convenient forums. Participant further submits to the personal jurisdiction of such courts for purposes of any such claims, actions, or proceedings. For claims not covered by the EDR Program, Participant waives any right to file or participate in any lawsuit against NOV Inc. or the Company as a collective action or class action and agree to only file or be a part of a claim against NOV Inc. or the Company in Participant’s own individual capacity. In the event Participant resides in a state in which this class and collective action waiver, or consent to or waiver of objections to governing law and venue, may not be effective as a matter of law, NOV Inc., the Company, and Participant agree this class and collective action waiver shall be consistent with applicable law, and this selection of governing law and venue shall be that of the courts in and for the city and state in which Participant primarily resides.
 - (b) Each of the Parties hereby irrevocably waives, to the fullest extent permitted or not prohibited by law, any objection which it may now or hereafter have to the laying of the venue of any such suit, action or proceeding brought in such a court and any claim that any such suit, action or proceeding brought in such a court has been brought in an inconvenient forum. Each of the Parties hereby irrevocably consents to the service of process in any suit, action or proceeding by sending the same by certified mail, return receipt requested, or by recognized overnight courier service, to the address of such Party set forth in the Company’s records.
 - (c) EACH OF THE PARTIES HEREBY WAIVES, TO THE FULLEST EXTENT PERMITTED BY LAW, ANY RIGHT TO TRIAL BY JURY OF ANY CLAIM, DEMAND, ACTION, OR CAUSE OF ACTION (I) ARISING UNDER THIS AGREEMENT OR (II) IN ANY WAY CONNECTED WITH OR RELATED OR INCIDENTAL TO THE DEALINGS OF THE PARTIES IN RESPECT OF THIS AGREEMENT OR ANY RELATED TRANSACTIONS, IN EACH CASE WHETHER NOW EXISTING OR HEREAFTER ARISING, AND WHETHER IN CONTRACT, TORT, EQUITY, OR OTHERWISE. EACH OF THE PARTIES TO THIS AGREEMENT HEREBY AGREES AND CONSENTS THAT ANY SUCH CLAIM, DEMAND, ACTION, OR CAUSE OF ACTION SHALL BE DECIDED BY COURT TRIAL WITHOUT A JURY AND THAT THE PARTIES MAY FILE AN ORIGINAL COUNTERPART OF A COPY OF THIS AGREEMENT WITH ANY COURT AS WRITTEN EVIDENCE OF THE CONSENT OF THE PARTIES TO THE WAIVER OF THEIR RIGHT TO TRIAL BY JURY.



24. **ENTIRE AGREEMENT, CONFLICTS.** The EDR Program, the Severance Plan, and this Agreement constitute the entire agreement and fully supersede any and all prior agreements or understandings, oral or written, between or among the Parties regarding severance, except as specified below, **including that certain Participation Agreement, dated [_____], among NOV Inc., the Company, and Participant, which the Parties hereby agree is terminated as of the Effective Date.**³ To the extent this Agreement conflicts with the terms of the Severance Plan, the terms of this Agreement shall prevail, unless otherwise required by law. However, Participant acknowledges that this Agreement does not replace or alter in any way any obligations Participant owes to NOV Inc. or the Company under any applicable law, or owed under any agreements regarding confidentiality, non-disclosure, trade secrets, non-disparagement, non-solicitation, non-competition, duties of loyalty, or fiduciary duty. Participant acknowledges that Participant has not relied upon any representations or statements, written or oral, not set forth in this Agreement or the Severance Plan.

[Signature page follows.]

³ Note to Draft: To include if applicable.



IN WITNESS WHEREOF, the Parties have executed this Agreement on the Effective Date.

NOV INC.

By: _____
Name: Clay C. Williams
Title: Chairman,
President, and Chief Executive Officer

NATIONAL OILWELL VARCO, L.P.

By: NOW Oilfield Services, LLC, its general partner

By: _____
Name: Jose A. Bayardo
Title: President

PARTICIPANT

[Name of Participant]

[SIGNATURE PAGE TO PARTICIPATION AGREEMENT]



NOV INC.

POLICY ON INSIDER TRADING

Adopted November 13, 2024

I. Introduction

The purpose of this Policy on Insider Trading (this “Policy”) is to promote compliance with applicable securities laws by NOV Inc. and its subsidiaries (collectively, “NOV” or the “Company”) and all of its directors, officers, and employees in order to preserve the reputation and integrity of NOV as well as that of all persons affiliated with it.

II. Applicability

The Policy is applicable to all directors, officers, and employees (“Covered Persons”) of NOV. The Policy applies to our employees located in and outside the United States alike.

Questions regarding this policy should be directed to the Company’s General Counsel.

III. Policy

If a Covered Person of the Company or any agent or advisor of the Company has material, nonpublic information relating to the Company, it is the Company’s policy that neither that person nor any Related Person (as defined below) may buy or sell securities of the Company (the “Company Securities”) or engage in any other action to take advantage of, or pass on to others, that information. This Policy also applies to material, nonpublic information relating to any other company with publicly-traded securities, including our customers or suppliers, obtained in the course of employment by or association with NOV.

To avoid even the appearance of impropriety, additional restrictions on trading Company Securities apply to directors and members of executive management and are set forth in the Company’s Policy Regarding Special Trading Procedures, attached as Exhibit A to this Policy.

IV. Definitions/Explanations

A. Who is an “Insider?”

Any person who possesses material, nonpublic information is considered an insider as to that information. Insiders include Company directors, officers, employees, independent contractors and those persons in a special relationship with the Company, *e.g.*, its agents and advisors, including auditors, consultants or attorneys. The definition of insider is transaction specific; that is, an individual is an insider with respect to each material, nonpublic item of which he or she is aware.

B. What is “Material” Information?

The materiality of a fact depends upon the circumstances. A fact is considered “material” if there is a substantial likelihood that a reasonable investor would consider it important in making a decision to buy, sell or hold a security or where the fact is likely to have a significant effect on the market price of the security. Material information can be positive or negative and can relate to virtually any aspect of a company’s business or to any type of security – debt or equity.

Some examples of material information include:

- Unpublished financial results



- News of a pending or proposed company transaction
- Significant changes in corporate objectives
- News of a significant sale of assets
- Changes in dividend policies
- Financial liquidity problems

The above list is only illustrative; many other types of information may be considered “material,” depending on the circumstances. The materiality of particular information is subject to reassessment on a regular basis.

C. What is “Nonpublic” Information?

Information is “nonpublic” if it is not available to the general public. In order for information to be considered public, it must be widely disseminated in a manner making it generally available to investors. The circulation of rumors, even if accurate and reported in the media, does not constitute effective public dissemination.

In addition, even after a public announcement of material information, a reasonable period of time must elapse in order for the market to react to the information. Generally, one should allow approximately one full trading day following publication as a reasonable waiting period before such information is deemed to be public. Therefore, if an announcement is made before the commencement of trading on a Monday, an employee may trade in Company Securities starting on Tuesday of that week, because one full trading day would have elapsed by then (all of Monday). If the announcement is made on Monday after trading begins, employees may not trade in Company Securities until Wednesday. If the announcement is made on Friday after trading begins, employees may not trade in Company Securities until Tuesday of the following week.

D. Who is a “Related Person?”

For purposes of this Policy, a Related Person includes your spouse, minor children, and anyone else living in your household, partnerships in which you or a Related Person are a general partner, trusts of which you or a Related Person are a trustee, estates of which you or a Related Person are an executor, and other equivalent legal entities that you or a Related Person control. Although a person’s parent or sibling may not be considered a Related Person (unless living in the same household), a parent or sibling may be a “tippee” for securities laws purposes. See Section V.D. below for a discussion on the prohibition on “tipping.”

V. Guidelines

A. Non-disclosure of Material Nonpublic Information

Material, nonpublic information must not be disclosed to anyone, except the persons within the Company or third-party agents of the Company (such as investment banking advisors or outside legal counsel) whose positions require them to know it, until such information has been publicly released by the Company.

B. Prohibited Trading in Company Securities

No person may place a purchase or sell order or recommend that another person place a purchase or sell order in Company Securities (including initial elections, changes in elections, or reallocation of funds relating to 401(k) plan accounts) when he or she has knowledge of material information concerning the Company that has not been disclosed to the public. Loans, pledges, gifts, charitable donations, and other contributions of Company Securities are also subject to this Policy.

C. Twenty-Two Hindsight



If securities transactions ever become the subject of scrutiny, they are likely to be viewed after-the-fact with the benefit of hindsight. As a result, before engaging in any transaction an insider should carefully consider how his or her transaction may be construed in the bright light of hindsight. Again, in the event of any questions or uncertainties about the Policy, please consult the Company's General Counsel or someone that he or she has delegated responsibility for advising of the Policy.

D. "Tipping" Information to Others

Insiders may be liable for communicating or tipping material nonpublic information to any third party ("tippee"), not limited to just Related Persons. Further, insider trading violations are not limited to trading or tipping by insiders. Persons other than insiders also can be liable for insider trading, including tippees who trade on material, nonpublic information tipped to them and individuals who trade on material, nonpublic information which has been misappropriated.

Tippees inherit an insider's duties and are liable for trading on material, nonpublic information illegally tipped to them by an insider. Similarly, just as insiders are liable for the insider trading of their tippees, so are tippees who pass the information along to others who trade. In other words, a tippee's liability for insider trading is no different from that of an insider. Tippees can obtain material, nonpublic information by receiving overt tips from others or through, among other things, conversations at social, business or other gatherings.

E. Avoid Speculation

Covered Persons and their Related Persons may not engage in monetization or hedging transactions of Company Securities. Such transactions include trading in options, warrants, puts and calls, prepaid variable forwards, equity swaps, collars and exchange funds, or similar instruments on Company Securities or selling Company Securities "short." In addition, Covered Persons and their Related Persons may not hold Company Securities in margin accounts. Investing in Company Securities provides an opportunity to share in the future growth of the Company. Investment in the Company and sharing in the growth of the Company, however, does not mean short-range speculation based on fluctuations in the market. Such activities may put the personal gain of the Covered Person in conflict with the best interests of the Company and its securityholders. Anyone may, of course, in accordance with this Policy and other Company policies, exercise options granted to them by the Company.

F. Trading in Other Securities

No Covered Person nor their Related Persons may place purchase or sell orders or recommend that another person place a purchase or sell order in the securities of another company if the person learns of material, nonpublic information about the other company in the course of his or her employment with NOV.



Exhibit A

NOV Inc. Policy Regarding Special Trading Procedures

THIS POLICY WAS ADOPTED BY THE BOARD OF DIRECTORS OF NOV INC. EFFECTIVE AS OF OCTOBER 15, 1996, AS AMENDED ON DECEMBER 9, 1997, NOVEMBER 12, 2008, NOVEMBER 13, 2019, FEBRUARY 24, 2023, AND NOVEMBER 13, 2024, AND APPLIES TO ALL DIRECTORS AND OFFICERS OF NOV. THIS POLICY ALSO APPLIES TO ALL EMPLOYEES OR CONSULTANTS IDENTIFIED BY NOV AS PERSONS WHO MAY REGULARLY HAVE ACCESS TO MATERIAL, NONPUBLIC INFORMATION ABOUT NOV.

You are receiving a copy of the Policy Regarding Special Trading Procedures. You should read this Policy carefully, ask questions of the compliance officer listed below if you have any, and sign and return one copy of the attached certification to:

**Peter F. Vranderic
Assistant Secretary
NOV Inc.
10353 Richmond Avenue
Houston, Texas 77042-4103**

NOV Inc. has adopted a Policy on Insider Trading that applies to each director, officer, employee and certain consultants of NOV and its subsidiaries. A copy of that Policy on Insider Trading has been distributed or made available to all those persons, including you.

You have been identified as a director or officer of NOV or an employee or consultant of NOV and its subsidiaries who may regularly have access to important information about NOV before the information is publicly known. This Policy Regarding Special Trading Procedures describes additional special trading restrictions that apply to you. You must comply strictly with this Policy as well as comply with NOV's Policy on Insider Trading.

Restricted Periods and Pre-Clearance

There are times when NOV may be aware of a material, nonpublic development. If you trade in NOV's securities before the development is disclosed to the public or resolved, you may expose yourself and NOV to a charge of insider trading that could be costly and difficult to defend. This can occur even though you may not know of the development or its details. In addition, NOV could receive negative publicity if you trade during such a development.

Therefore, you, your spouse, and relatives living in your house, and any entities or trusts that you or they control may not under any circumstances purchase or sell securities of NOV during the restricted period described in this Policy, and if you choose to purchase or sell at other times, you may do so *only* after pre-clearing your intent to trade with the Compliance Officer.¹

The Assistant Corporate Secretary is the Compliance Officer for this Policy.

Restricted Periods. NOV expects that there will be 4 periods, called "restricted periods," during which you may not under any circumstances effect transactions in NOV's securities. The 4 restricted periods begin on the last day of each calendar quarter and end on the second business day after NOV issues its press release announcing quarterly or annual earnings.

¹ If the Compliance Officer, their spouse, relatives living in their house or any entities or trusts that they control wish to purchase or sell securities of NOV, the Compliance Officer must pre-clear their intent to trade with NOV's General Counsel.



NOV may extend any restricted period, or create additional restricted periods, at any time, if at the time NOV believes trading by insiders would be inappropriate because of developments at NOV that are or could become material.

Pre-Clearance. If you intend to engage in a trade in NOV's securities outside of a restricted period, you must receive permission in advance from the Compliance Officer.² The Compliance Officer may refuse to permit any transaction if they determine that the transaction would not be appropriate under the circumstances. Please understand that judgments in this area are difficult and typically involve complex assessments of what information may or may not be material to an investor. In making any judgment, the Compliance Officer will seek to prevent transactions that might have the appearance of impropriety, as well as any transactions that are clearly inappropriate. The Compliance Officer may consult with NOV's securities counsel before responding to your request.

If you are advised that you may not trade, then you may not buy or sell NOV's securities under any circumstances until you are subsequently advised by the Compliance Officer that your requested transaction may now proceed. In addition, you may not inform anyone else within or outside NOV of the Compliance Officer's decision.

After you receive permission to engage in a transaction, you must complete your transaction within 48 hours or make a new request for clearance, unless otherwise determined by the Compliance Officer.

The exercise of an option to purchase securities of NOV for cash is not subject to these pre-clearance procedures. Nevertheless, the securities so acquired may not be sold except outside of a restricted period, after authorization from the Compliance Officer has been received, and after all other requirements of this Policy have been satisfied. The so-called "cashless exercise" of stock options through a broker (in which the broker sells shares on the exercise date to cover the exercise price and taxes) is subject to this Policy and will require prior clearance.

2. Compliance with NOV's Policy on Insider Trading

You, your spouse, any relative living in your house, and any entities or trusts that you or they control may not trade in securities, options or derivative or other securities of NOV if at the time you or that person possesses material, nonpublic information about NOV. This prohibition applies even if you receive pre-clearance for a transaction.

This prohibition continues to apply to your transactions in NOV securities even after you have terminated employment or other services to the Company or a subsidiary as follows: if you are aware of material, nonpublic information when your employment or service relationship terminates, you may not trade in NOV's securities until that information has become public or is no longer material.

3. Prohibition on Short Sales, Puts, Calls and Options

You, your spouse, any relative living in your house, and any entities or trusts that you or they control are prohibited from making any short sales of any securities of NOV. Also, no such person may buy or sell puts, calls, or options in respect of NOV's securities at any time, absent prior written approval from the Compliance Officer.

Short sales are sales of securities that the seller does not own at the time of the sale or, if owned, that will not be delivered within 20 days of the sale. One usually sells short when one thinks the market is going to decline substantially or the stock will otherwise drop in value. If the stock falls in price as expected, the person selling short can then buy the stock at a lower price for delivery at the earlier sale price (this is called "covering the short") and pocket the difference in price as profit. In addition to the fact that it is a violation of Section 16 of the Securities Exchange Act of 1934, as amended, for directors and executive officers to sell their company's securities short, NOV believes it is inappropriate for its insiders to bet against NOV's securities in this way. Puts, calls, and options for NOV's securities (other than employee benefit plan options) also afford the opportunity for insiders to profit from a

² If the Compliance Officer will be absent from the office or unavailable for a significant period of time, absent prior written approval from the Compliance Officer, they will designate another executive officer of NOV to handle trading requests.



market view that is adverse to NOV, and they carry a high risk of inadvertent securities law violations. All such transactions are prohibited except where there is a compelling reason for the transaction and you have obtained the prior written approval of the Compliance Officer.

4. Prohibition on Hedging Transactions

Hedging or monetization transactions can be accomplished through a number of possible mechanisms, including through the use of financial instruments such as prepaid variable forwards, equity swaps, collars, and exchange funds. Such transactions may permit a director, officer, employee, or consultant to continue to own NOV's securities obtained through employee benefit plans or otherwise, but without the full risks and rewards of ownership. When that occurs, the director, officer, or employee may no longer have the same objectives as the Company's other shareholders. Therefore, you, your spouse, any relative living in your house, and any entities or trusts that you or they control are prohibited from engaging in any such transactions.

5. Prohibition of Trading on Margin, Pledging Securities as Collateral

Because a broker is permitted to sell securities in a margin account if you fail to meet a margin call, the securities can be sold at a time when you are aware of material, nonpublic information about NOV. Also, a foreclosure sale under any other loan could occur at a time when you have material, nonpublic information about NOV. Therefore, you, your spouse, any relative living in your house, and any entities or trusts that you or they control are prohibited from holding any securities of NOV in a margin account or pledging any securities of NOV as collateral for a loan. An exception to this prohibition may be granted in the case of a non-margin loan where you are able to clearly demonstrate the financial ability to repay the loan without resorting to the pledged securities. A request for any such exception must be made to the Compliance Officer at least 10 days in advance of entering into the pledge agreement. For purposes of this section, the "cashless exercise" of stock options to purchase securities of NOV through a broker is not subject to the prohibition from holding any securities of NOV in a margin account.

6. Restrictions on Standing Orders

Standing orders (except under approved Rule 10b5-1 plans, as discussed below) should be used only for a very brief period of time. A standing order placed with a broker to sell or purchase stock at a specific price leaves you with no control over the timing of the transaction. A standing order transaction executed by the broker when you are aware of material, nonpublic information about NOV may result in unlawful insider trading.

7. Pre-clearance of 10b5-1 Plans

Trades in securities of NOV that are executed pursuant to a 10b5-1 plan are not subject to prohibition on trading on the basis of material, nonpublic information contained in this Policy or the restrictions set forth above relating to pre-clearance procedures and restricted periods.

Rule 10b5-1 provides an affirmative defense from insider trading liability under the federal securities laws for trading plans that meet certain requirements. In general, when adopting a new or modified 10b5-1 plan you must certify that you are not aware of any material, nonpublic information about NOV and that you are adopting or modifying the plan in good faith. Once the plan is adopted, you must not exercise any influence over the amount of securities to be traded, the price at which they are to be traded, or the date of the trade. The plan must either specify (including by formula) the amount, pricing, and timing of the transactions in advance or delegate discretion on those matters to an independent third party and meet certain other requirements, including a minimum "cooling-off period" for insiders after adoption of the plan before trading can commence.

NOV requires that all 10b5-1 plans must be approved in writing in advance by the Compliance Officer. 10b5-1 plans generally may not be adopted during a restricted period.

8. Communicating Potential Material Information



If you become aware of information about NOV that is or may become material, you should promptly communicate that information to the President, the Chief Financial Officer, and the Compliance Officer. This communication is very important to allow NOV to determine whether, how, and when the information should be reported to the public. It is also critical to permit the Compliance Officer to determine whether to permit transactions in NOV's securities. Except for this communication, you should keep the information confidential and share it only with NOV's employees, accountants, and legal counsel who have a need to know as directed by the President or Chief Financial Officer. If you have any doubt about whether information may be material, you should err in favor of prompt communication to the President, Chief Financial Officer, and Compliance Officer.

9. Reporting Violations

If you know or have reason to believe that this Policy or NOV's Policy on Insider Trading has been or is about to be violated in any way, you should promptly bring the actual or potential violation to the attention of the Compliance Officer.

10. Waivers; Modifications

Exceptions to this Policy may be made only by the written approval of the Board of Directors, the Compliance Officer, or the committee or persons to whom the Board of Directors may delegate authority to waive compliance. NOV reserves the right to amend or rescind this Policy or any portion of it at any time and to adopt different policies and procedures at any time.

11. Questions

If you have any questions about this Policy, you should contact the Compliance Officer. The Compliance Officer may refer the question to NOV's securities counsel before responding.



Exhibit 21.1

SUBSIDIARIES OF THE REGISTRANT

<u>Name</u>	<u>State or Country of Incorporation</u>
Acker Holdings LLC	United States
Advanced Wirecloth, S. de R.L. de C.V.	Mexico
AF Global FZE	United Arab Emirates
Ameron B.V.	Netherlands
Ameron International Corporation	United States
Ameron Singapore Holding, LLC	United States
APL Norway AS	Norway
Arabian Rig Manufacturing Company	Saudi Arabia
ASEP Otomotiv Sanayi Ticaret Ltd.	Turkey
Big Red Tubulars Limited	Virgin Islands, British
Bondstrand Ltd.	Saudi Arabia
Chemineer, Inc.	United States
Coil Services Middle East LLC	United Arab Emirates
Coöperatie Intelliserv Holding U.A.	Netherlands
Coöperatie NOV NL U.A.	Netherlands
Environmental Procedures LLC	United States
Extract Companies, LLC	United States
Extract Production Services, LLC	United States
Extract Surface Systems, LLC	United States
Fiber Glass Systems (Qingdao) Composite Piping Co., Ltd.	China
Fiber Glass Systems Oman L.L.C.	Oman
Fiber Glass Systems, L.P.	United States
Fibra Ingenieria y Construccion S.A.	Chile
Fjords Processing France SAS	France
Fjords Processing Korea Co. Ltd.	Korea, Republic of
Fjords Processing Limited [dormant - in strike-off process]	United Kingdom
Fjords Processing Middle East DMCC	United Arab Emirates
Fortress Downhole Tools, LLC	United States
GPEX, L.P.	United States
Grant Prideco (Singapore) Pte Ltd	Singapore
Grant Prideco de Venezuela, S.A.	Venezuela, Bolivarian Republic of
Grant Prideco III C. V.	Netherlands
Grant Prideco Jersey Limited	Delaware
Grant Prideco Mauritius Limited	Mauritius
Grant Prideco Netherlands B.V.	Netherlands
Grant Prideco, Inc.	United States
Grant Prideco, S. de R.L. de C.V.	Mexico
GustoMSC B.V.	Netherlands
Hebei Huayouyiji Tuboscope Coating Co., Ltd.	China
Hellenes Limited	United Kingdom
Hydralift AmClyde, Inc.	United States
Intelliserv GP Holdings LLC	United States
Intelliserv International Holding, Ltd	Cayman Islands
IntelliServ Norway AS	Norway
Intelliserv, Inc.	United States
Intelliserv, LLC	United States
Keystone Tower Systems, Inc.	United States
KTS Texas #1, LLC	United States



Midsund Bruk AS	Norway
Mono Group Pension Trustees Limited	United Kingdom
Mono Pumps New Zealand Company	New Zealand
Moyno, Inc.	United States
National Oilwell (U.K.) Limited	United Kingdom
National Oilwell Algerie	Algeria
National Oilwell de Venezuela, C.A.	Venezuela, Bolivarian Republic of
National Oilwell Varco (Beijing) Investment Management Co. Ltd.	China
National Oilwell Varco (Thailand) Ltd.	Thailand
National Oilwell Varco Algeria	Algeria
National Oilwell Varco Almansoori Services	United Arab Emirates
National Oilwell Varco Bahrain WLL	Bahrain
National Oilwell Varco Belgium SA	Belgium
National Oilwell Varco de Bolivia S.R.L.	Bolivia
National Oilwell Varco de Chile - Servicios Limitada	Chile
National Oilwell Varco Denmark I/S	Denmark
National Oilwell Varco do Brasil Ltda.	Brazil
National Oilwell Varco Egypt LLC	Egypt
National Oilwell Varco Eurasia, LLC	Russian Federation
National Oilwell Varco Guyana Inc.	Guyana
National Oilwell Varco Hungary Limited Liability Company	Hungary
National Oilwell Varco Korea Co., Ltd.	Korea, Republic of
National Oilwell Varco MSW S.A.	Argentina
National Oilwell Varco Muscat SPC	Oman
National Oilwell Varco Norway AS	Norway
National Oilwell Varco Peru S.R.L.	Peru
National Oilwell Varco Petroleum Equipment (Shanghai) Co., Ltd.	China
National Oilwell Varco Poland Sp.z.o.o.	Poland
National Oilwell Varco Pte. Ltd.	Singapore
National Oilwell Varco Romania S.R.L.	Romania
National Oilwell Varco Solutions, S.A. de C.V.	Mexico
National Oilwell Varco UK Limited	United Kingdom
National Oilwell Varco Ukraine LLC	Ukraine
National Oilwell Varco, L.P.	United States
NOV - Oil Services Angola, LDA.	Angola
NOV (Asia) Inc. [In liquidation]	Mauritius
NOV (Barbados) Holding SRL	Barbados
NOV (Barbados) SRL [In liquidation]	Barbados
NOV (Caymans), Ltd.	Cayman Islands
NOV (Jiangsu) Energy Equipment Limited	China
NOV (Malaysia) Sdn. Bhd. [in liquidation]	Malaysia
NOV Africa Pty Ltd	South Africa
NOV APL Limited	Cyprus
NOV Australia Pty Ltd	Australia
NOV Azerbaijan LLC	United States
NOV Brandt Europe France	France
NOV Brandt Oilfield Services Middle East LLC	United Arab Emirates
NOV Canada ULC	Canada
NOV CAPS Pte. Ltd.	Singapore
NOV Completion and Production Solutions Korea Ltd.	Korea, Republic of
NOV Completion Tools LLC	Russian Federation
NOV Denmark Coöperatief U.A.	Netherlands
NOV Digital Technologies Private Limited	India



NOV Doha Energy Trading and Services LLC	Qatar
NOV Doha Factory for Metal Products LLC	Qatar
NOV Downhole Argentina, LLC	United States
NOV Downhole Eurasia Limited	United Kingdom
NOV Downhole Italia S.R.L.	Italy
NOV Downhole KZ, LLP	Kazakhstan
NOV Downhole Malaysia Sdn. Bhd. [in liquidation]	Malaysia
NOV Elmar (Middle East) Limited	United Kingdom
NOV Energy Kuwait for Maintenance of Oil Facilities, Wells, Refineries and Petrochemicals SPC	Kuwait
NOV Energy Mexico, S. de R.L. De C.V.	Mexico
NOV Equipment Manufacturing Sole Proprietorship LLC	United Arab Emirates
NOV Eurasia Holding LLC	United States
NOV Expatriate Services, Inc.	United States
NOV FGS Malaysia Sdn Bhd	Malaysia
NOV FGS Singapore (Pte.) Ltd	Singapore
NOV Flexibles Equipamentos E Servicos Ltda.	Brazil
NOV France SAS	France
NOV Gabon SARL	Gabon
NOV GEO LP1 LLC	United States
NOV GEO LP2 LLC	United States
NOV Germany GmbH	Germany
NOV Germany Holding GmbH	Germany
NOV Ghana Limited	Ghana
NOV Grant Prideco L.L.C.	United Arab Emirates
NOV Holding Danmark ApS	Denmark
NOV Holding UK 1 Limited	United Kingdom
NOV Holding UK 2 Limited	United Kingdom
NOV Holdings B.V.	Netherlands
NOV India Private Limited	India
NOV Intelliserv UK Limited	United Kingdom
NOV International Holding LLC	United States
NOV Kenya Limited	Kenya
NOV Kostroma LLC	Russian Federation
NOV Kuwait Light & Heavy Equipment Repairing & Maintenance Co.	Kuwait
NOV Mexico Holding LLC	United States
NOV MFG India Private Limited	India
NOV Middle East FZE	United Arab Emirates
NOV Middle East Oil and Gas Wells Equipments and Devices LLC	United Arab Emirates
NOV Mozambique Limitada	Mozambique
NOV NL Mexico Holding B.V.	Netherlands
NOV Oil & Gas Services Egypt (S.A.E)	Egypt
NOV Oil & Gas Services Sénégal S.A.R.L.	Senegal
NOV Oil & Gas Services Uganda Limited	Uganda, Republic of
NOV Oil and Gas Services Ghana Limited	Ghana
NOV Oil and Gas Services Namibia (Proprietary) Limited	Namibia
NOV Oil and Gas Services Nigeria Limited	Nigeria
NOV Oil and Gas Services South Africa (Pty) Limited	South Africa
NOV Oilfield Services Tanzania Limited	Tanzania, United Republic of
NOV Oilfield Services Vostok LLC	Russian Federation
NOV Oilfield Solutions Ltd.	Nigeria
NOV Park II B.V.	Netherlands
NOV Process & Flow Technologies AS	Norway



NOV Process & Flow Technologies Malaysia Sdn. Bhd.	Malaysia
NOV Process & Flow Technologies UK Limited	United Kingdom
NOV Products Middle East FZE	United Arab Emirates
NOV QFZ LLC	Qatar
NOV Rig Solutions Pte. Ltd.	Singapore
NOV Romania, LLC	United States
NOV Saudi Arabia Co. Ltd.	Saudi Arabia
NOV Saudi Arabia Trading Co.	Saudi Arabia
NOV Services Ltd.	Cayman Islands
NOV Shared Services Mexico, S. de R.L. de C.V.	Mexico
NOV Tuboscope Italia S.R.L.	Italy
NOV Tuboscope NL B.V.	Netherlands
NOV Tubulars and Connectors Ltd.	Nigeria
NOV UK Holdings LLC	United States
NOV UK Korea LP	United Kingdom
NOV Wellbore Technologies do Brasil Equipamentos E Serviços Ltda.	Brazil
NOV Wellbore Technologies Norway LLC	United States
NOV Wellsite Services Germany GmbH	Germany
NOV Worldwide B.V.	Netherlands
NOV-BLM SAS	France
NOVM Holding LLC	United States
NOW International LLC	United States
NOW Oilfield Services, LLC	United States
NQL Holland B.V.	Netherlands
Pesaka Inspection Services SDN.BHD.	Malaysia
Pipex Limited	United Kingdom
PT Fjords Processing Indonesia	Indonesia
PT H-Tech Oilfield Equipment	Indonesia
PT Managed Pressure Operations	Indonesia
PT National Oilwell Varco	Indonesia
PT NOV Oilfield Services	Indonesia
PT Profab Indonesia	Indonesia
R&M Energy Systems de Venezuela, C.A.	Venezuela, Bolivarian Republic of
R&M Singapore Holding LLC	United States
RE.MAC.UT. S.R.L.	Italy
ReedHycalog International Holding, LLC	United States
ReedHycalog UK Limited	United Kingdom
ReedHycalog, L.P.	United States
RHI Holding LLC	United States
Robannic Overseas Finance VBA	Aruba
Robbins & Myers B.V.	Netherlands
Robbins & Myers Holdings, LLC	United States
Robbins & Myers Italia S.R.L.	Italy
Robbins & Myers N.V.	Curacao
Robbins & Myers, Inc.	United States
STAR Sudamtex Tubulares S.A.	Venezuela, Bolivarian Republic of
Subseaflex Holding ApS	Denmark
T-3 Energy Services Cayman Holdings, Ltd.	Cayman Islands
T-3 Energy Services Cayman, Ltd.	Cayman Islands
T-3 Energy Services, LLC	United States
Telluride Insurance Limited	Bermuda
Tianjin Grant TPCO Drilling Tools Company Limited	China
Tuboscope & Co. LLC	Oman



Tuboscope (Holding U.S.) LLC
Tuboscope Brandt de Venezuela, S.A.
Tuboscope Norge AS
Tuboscope Vetco (France) SAS
Tuboscope Vetco (Österreich) GmbH
Tuboscope Vetco Capital Limited
Tuboscope Vetco de Argentina S.A.
Tuboscope Vetco Moscow CJSC
Tubular Coatings Solutions Ltd.
Tucom Composites Polyester Sanayi Ticaret Ltd.
Varco BJ B.V.
Varco CIS, LLC
Varco International de Venezuela, C.A.
Varco US Holdings LLC
Varco, L.P.
Vetco Enterprise GmbH
Vetco Saudi Arabia Ltd.
Visible Assets, Inc.
voestalpine Tubulars Corporation
voestalpine Tubulars GmbH
voestalpine Tubulars GmbH & Co KG
Woolley, Inc.
XL Systems Antilles, N.V.
XL Systems Europe B.V.

United States
Venezuela, Bolivarian Republic of
Norway
France
Austria
United Kingdom
Argentina
Russian Federation
Saudi Arabia
Turkey
Netherlands
Russian Federation
Venezuela, Bolivarian Republic of
United States
United States
Switzerland
Saudi Arabia
United States
United States
Austria
Austria
United States
Curacao
Netherlands



Exhibit 23.1

CONSENT OF INDEPENDENT REGISTERED PUBLIC ACCOUNTING FIRM

We consent to the incorporation by reference in the following Registration Statements:

Form	Description
S-8	National-Oilwell, Inc. Stock Award and Long-Term Incentive Plan, Value Appreciation and Incentive Plan A and Value Appreciation and Incentive Plan B (No. 333-15859),
S-8	National-Oilwell Retirement and Thrift Plan (No. 333-36359),
S-8	National Oilwell Varco, Inc. Long-Term Incentive Plan (No. 333-123310),
S-8	National Oilwell Varco, Inc. Employee Stock Purchase Plan (No. 333-123301),
S-8	Varco International Inc. 2003 Equity Participation Plan; Stock Option Plan for Non-Employee Directors, as amended; Varco International, Inc. 1990 Stock Option Plan; 1994 Directors' Stock Option Plan; Varco International, Inc. 401(k)/Profit Sharing Plan (No. 333-123287),
S-8	Varco International, Inc. Deferred Compensation Plan (No. 333-123286),
S-8	National-Oilwell, Inc. Amended and Restated Stock Award and Long-Term Incentive Stock Plan (No. 333-118721),
S-8	National Oilwell Varco, Inc. Long-Term Incentive Plan (No. 333-159333),
S-8	National Oilwell Varco, Inc. Long-Term Incentive Plan (No. 333-188818),
S-8	National Oilwell Varco, Inc. Long-Term Incentive Plan (No. 333-211537),
S-8	National Oilwell Varco, Inc. 2018 Long-Term Incentive Plan (No. 333-224892),
S-8	National Oilwell Varco, Inc. 2018 Long-Term Incentive Plan (No. 333-231779),
S-3	Registration Statement on Form S-3 for the registration of debt securities (No. 333-234373),
S-8	National Oilwell Varco, Inc. 2018 Long-Term Incentive Plan (No. 333-238529), and
S-8	NOV Inc. Long-Term Incentive Plan (No. 333-265171)

of our reports dated February 14, 2025, with respect to the consolidated financial statements and effectiveness of internal control over financial reporting of NOV Inc. included in this Annual Report (Form 10-K) of NOV Inc. for the year ended December 31, 2024.

/s/ Ernst & Young LLP

Houston, Texas
February 14, 2025



Exhibit 31.1

CERTIFICATION

I, Clay C. Williams, certify that:

1. I have reviewed this annual report on Form 10-K for the fiscal year ended December 31, 2024 of NOV Inc.;
2. Based on my knowledge, this report does not contain any untrue statement of a material fact or omit to state a material fact necessary to make the statements made, in light of the circumstances under which such statements were made, not misleading with respect to the period covered by this report;
3. Based on my knowledge, the financial statements, and other financial information included in this report, fairly present in all material respects the financial condition, results of operations and cash flows of the registrant as of, and for, the periods presented in this report;
4. The registrant's other certifying officer and I are responsible for establishing and maintaining disclosure controls and procedures (as defined in Exchange Act Rules 13a-15(e) and 15d-15(e)) and internal control over financial reporting (as defined in Exchange Act Rules 13a-15(f) and 15d-15(f)) for the registrant and have:
 - a) Designed such disclosure controls and procedures, or caused such disclosure controls and procedures to be designed under our supervision, to ensure that material information relating to the registrant, including its consolidated subsidiaries, is made known to us by others within those entities, particularly during the period in which this report is being prepared;
 - b) Designed such internal control over financial reporting, or caused such internal control over financial reporting to be designed under our supervision, to provide reasonable assurance regarding the reliability of financial reporting and the preparation of financial statements for external purposes in accordance with generally accepted accounting principles;
 - c) Evaluated the effectiveness of the registrant's disclosure controls and procedures and presented in this report our conclusions about the effectiveness of the disclosure controls and procedures, as of the end of the period covered by this report based on such evaluation; and
 - d) Disclosed in this report any change in the registrant's internal control over financial reporting that occurred during the registrant's most recent fiscal quarter (the registrant's fourth fiscal quarter in the case of an annual report) that has materially affected, or is reasonably likely to materially affect, the registrant's internal control over financial reporting; and
5. The registrant's other certifying officer and I have disclosed, based on our most recent evaluation of internal control over financial reporting, to the registrant's auditors and the audit committee of registrant's board of directors (or persons performing the equivalent functions):
 - a) All significant deficiencies and material weaknesses in the design or operation of internal control over financial reporting which are reasonably likely to adversely affect the registrant's ability to record, process, summarize and report financial information; and
 - b) Any fraud, whether or not material, that involves management or other employees who have a significant role in the registrant's internal control over financial reporting.

Date: February 14, 2025

By: /s/ Clay C. Williams

Clay C. Williams

Chairman, President and Chief Executive Officer



Exhibit 31.2

CERTIFICATION

I, Jose A. Bayardo, certify that:

1. I have reviewed this annual report on Form 10-K for the fiscal year ended December 31, 2024 of NOV Inc.;
2. Based on my knowledge, this report does not contain any untrue statement of a material fact or omit to state a material fact necessary to make the statements made, in light of the circumstances under which such statements were made, not misleading with respect to the period covered by this report;
3. Based on my knowledge, the financial statements, and other financial information included in this report, fairly present in all material respects the financial condition, results of operations and cash flows of the registrant as of, and for, the periods presented in this report;
4. The registrant's other certifying officer and I are responsible for establishing and maintaining disclosure controls and procedures (as defined in Exchange Act Rules 13a-15(e) and 15d-15(e)) and internal control over financial reporting (as defined in Exchange Act Rules 13a-15(f) and 15d-15(f)) for the registrant and have:
 - a) Designed such disclosure controls and procedures, or caused such disclosure controls and procedures to be designed under our supervision, to ensure that material information relating to the registrant, including its consolidated subsidiaries, is made known to us by others within those entities, particularly during the period in which this report is being prepared;
 - b) Designed such internal control over financial reporting, or caused such internal control over financial reporting to be designed under our supervision, to provide reasonable assurance regarding the reliability of financial reporting and the preparation of financial statements for external purposes in accordance with generally accepted accounting principles;
 - c) Evaluated the effectiveness of the registrant's disclosure controls and procedures and presented in this report our conclusions about the effectiveness of the disclosure controls and procedures, as of the end of the period covered by this report based on such evaluation; and
 - d) Disclosed in this report any change in the registrant's internal control over financial reporting that occurred during the registrant's most recent fiscal quarter (the registrant's fourth fiscal quarter in the case of an annual report) that has materially affected, or is reasonably likely to materially affect, the registrant's internal control over financial reporting; and
5. The registrant's other certifying officer and I have disclosed, based on our most recent evaluation of internal control over financial reporting, to the registrant's auditors and the audit committee of registrant's board of directors (or persons performing the equivalent functions):
 - a) All significant deficiencies and material weaknesses in the design or operation of internal control over financial reporting which are reasonably likely to adversely affect the registrant's ability to record, process, summarize and report financial information; and
 - b) Any fraud, whether or not material, that involves management or other employees who have a significant role in the registrant's internal control over financial reporting.

Date: February 14, 2025

By: /s/ Jose A. Bayardo

Jose A. Bayardo

Senior Vice President and Chief Financial Officer



Exhibit 32.1

CERTIFICATION PURSUANT TO 18 U.S.C. SECTION 1350

In connection with the Annual Report of NOV Inc. (the "Company") on Form 10-K for the year ended December 31, 2024 as filed with the Securities and Exchange Commission on the date hereof (the "Report"), I, Clay C. Williams, Chairman, President and Chief Executive Officer of the Company, certify, pursuant to 18 U.S.C. Section 1350, as adopted pursuant to Section 906 of the Sarbanes-Oxley Act of 2002, that to my knowledge:

- (1) The Report fully complies with the requirements of Section 13(a) or 15(d) of the Securities Exchange Act of 1934, as amended; and
- (2) The information contained in the Report fairly presents, in all material respects, the financial condition and results of operations of the Company.

Date: February 14, 2025

By: /s/ Clay C. Williams

Clay C. Williams

Chairman, President and Chief Executive Officer



Exhibit 32.2

CERTIFICATION PURSUANT TO 18 U.S.C. SECTION 1350

In connection with the Annual Report of NOV Inc. (the "Company") on Form 10-K for the year ended December 31, 2024 as filed with the Securities and Exchange Commission on the date hereof (the "Report"), I, Jose A. Bayardo, Senior Vice President and Chief Financial Officer of the Company, certify, pursuant to 18 U.S.C. Section 1350, as adopted pursuant to Section 906 of the Sarbanes-Oxley Act of 2002, that to my knowledge:

- (1) The Report fully complies with the requirements of Section 13(a) or 15(d) of the Securities Exchange Act of 1934, as amended; and
- (2) The information contained in the Report fairly presents, in all material respects, the financial condition and results of operations of the Company.

Date: February 14, 2025

By: /s/ Jose A. Bayardo

Jose A. Bayardo

Senior Vice President and Chief Financial Officer



Exhibit 95

Mine Safety Disclosures

Our mines are operated subject to the regulation of the Federal Mine Safety and Health Administration (“MSHA”), under the Federal Mine Safety and Health Act of 1977 (the “Mine Act”). The following mine safety data is provided pursuant to the Dodd-Frank Wall Street Reform and Consumer Protection Act (the “Dodd-Frank Act”).

As required by the reporting requirements of the Dodd-Frank Act, as amended, the table below presents the following information for the year ended December 31, 2024. (in whole dollars) (Unaudited)

Mine	Section 104 S&S Citations	Section 104(b) Orders	Section 104(d) Citations and Orders	Section 110(b)(2) Violations	Section 107(a) Orders	Total Dollar Value of MSHA Assessments Proposed	Total Number of Mining Related Fatalities	Received Notice of Pattern of Violations Under Section 104(e)	Received Notice of Potential to have Patterns Under Section 104(e)	Legal Actions Pending as of Last Day of Period	Legal Actions Initiated During Period	Legal Actions Resolved During Period
Dry Creek (26-02646)	—	—	—	—	—	\$ —	—	no	no	—	—	—
Osino Barite Mill (26-02724)	—	—	—	—	—	\$ —	—	no	no	—	—	—



NOV Inc.

Compensation Recovery Policy

1. Introduction

The Board of Directors (the “*Board*”) of NOV Inc., a corporation organized under the laws of Delaware (the “*Company*”), has adopted this policy (this “*Policy*”), which provides for the recovery of erroneously awarded Incentive-based Compensation (as defined below) from current and former executive officers in the event of an Accounting Restatement (as defined below) resulting from the Company’s material noncompliance with any financial reporting requirement under United States federal securities laws. This policy is intended to comply with Section 10D and Rule 10D-1 of the Securities Exchange Act of 1934, as amended (the “*Exchange Act*”) (“*Rule 10D-1*”), and Section 303A.14 of The New York Stock Exchange Listed Company Manual (the “*NYSE Rule*”). Definitions of capitalized terms used in this Policy are included in [Section 11](#) below.

2. Administration

The Compensation Committee will have full authority to administer this Policy. The Compensation Committee will, subject to the provisions of this Policy, applicable law and regulation, and the NYSE Rule, make such determinations and interpretations and take such actions in connection with this Policy as it deems necessary, appropriate or advisable. All determinations and interpretations made by the Compensation Committee will be final, binding and conclusive.

3. Recovery

In the event of an Accounting Restatement, the Company shall seek to recover, reasonably promptly, all Erroneously Awarded Compensation from an Executive Officer during the Time Period Covered in accordance with the NYSE Rule and Rule 10D-1. Such determination of the amount of Erroneously Awarded Compensation, in the case of an Accounting Restatement, will be made without regard to any individual knowledge or responsibility related to the Accounting Restatement or the Erroneously Awarded Compensation. Notwithstanding the foregoing, if the Company is required to undertake an Accounting Restatement, the Company shall recover the Erroneously Awarded Compensation unless the recovery is Impracticable (as defined below).

The Company shall seek to recover all Erroneously Awarded Compensation that was awarded or paid in accordance with the definition of “Erroneously Awarded Compensation” set forth below in [Section 11](#). If such Erroneously Awarded Compensation was not awarded or paid on a formulaic basis, the Company shall seek to recover the amount that the Compensation Committee determines in good faith should be recouped.

4. Other Actions

The Compensation Committee may, subject to applicable law, seek recovery in the manner it chooses, including by seeking reimbursement from the Executive Officer of all or part of the compensation awarded or paid, by electing to withhold unpaid compensation, by set-off, or by rescinding or canceling unvested stock.

To the extent that the Executive Officer has already reimbursed the Company for any Erroneously Awarded Compensation received under any duplicative recovery obligations established by the Company or applicable law, it shall be appropriate for any such reimbursed amount to be credited to the amount of Erroneously Awarded Compensation that is subject to recovery under this Policy.

To the extent that an Executive Officer fails to repay all Erroneously Awarded Compensation to the Company when due, the Company shall take all actions reasonable and appropriate to recover such Erroneously Awarded Compensation from the applicable Executive Officer. The applicable Executive Officer shall be required to reimburse the Company for any and all expenses reasonably incurred (including legal fees) by the Company in recovering such Erroneously Awarded Compensation in accordance with the immediately preceding sentence.



In the reasonable exercise of its business judgment under this Policy, the Compensation Committee may in its sole discretion determine whether and to what extent additional action is appropriate to address the circumstances surrounding an Accounting Restatement to minimize the likelihood of any recurrence and to impose such other discipline as it deems appropriate.

5. No Indemnification or Reimbursement

Notwithstanding the terms of any other policy, program, agreement or arrangement, in no event will the Company or any of its affiliates indemnify or reimburse an Executive Officer for any loss of Erroneously Awarded Compensation, or any claims relating to the Company's enforcement of its rights under this Policy and in no event will the Company or any of its affiliates pay premiums on any insurance policy that would cover an Executive Officer's potential obligations with respect to Erroneously Awarded Compensation under this Policy.

6. Other Claims and Rights

The remedies under this Policy are in addition to, and not in lieu of, any legal and equitable claims the Company or any of its affiliates may have or any actions that may be imposed by law enforcement agencies, regulators, administrative bodies, or other authorities. Further, the exercise by the Compensation Committee of any rights pursuant to this Policy will not impact any other rights that the Company or any of its affiliates may have with respect to any Covered Person subject to this Policy.

7. Acknowledgement by Executive Officers; Condition to Eligibility for Incentive Compensation

The Company will provide notice and seek acknowledgement of this Policy from each Executive Officer (see Exhibit A attached hereto), provided that the failure to provide such notice or obtain such acknowledgement will have no impact on the applicability or enforceability of this Policy. After the Effective Date, the Company must be in receipt of an Executive Officer's acknowledgement as a condition to such Executive Officer's eligibility to receive Incentive-based Compensation. All Incentive-based Compensation subject to this Policy will not be earned, even if already paid, until the Policy ceases to apply to such Incentive-based Compensation and any other vesting conditions applicable to such Incentive Compensation are satisfied.

8. Amendment

The Board may amend this Policy from time to time in its discretion or as it deems necessary. No amendment to this Policy shall be effective if such amendment would (after taking into account any actions taken by the Company contemporaneously with such amendment) cause the Company to violate any federal securities laws, SEC rule or NYSE Rule.

9. Effectiveness

Except as otherwise determined in writing by the Compensation Committee, this Policy will apply to any Incentive-based Compensation that is Received by an Executive Officer on or after the Effective Date. This Policy will survive and continue notwithstanding any termination of an Executive Officer's employment with the Company and its affiliates.

10. Successors

This Policy shall be binding and enforceable against all Executive Officers and their successors, beneficiaries, heirs, executors, administrators, or other legal representatives.



11. Definitions of Terms

“**Accounting Restatement**” means a restatement of any of the Company’s financial statements filed with the Securities and Exchange Commission under the Exchange Act, or the Securities Act of 1933, as amended, due to the Company’s material noncompliance with any financial reporting requirement under U.S. securities laws, regardless of whether the Company or Executive Officer misconduct was the cause for such accounting restatement. “Accounting Restatement” includes any accounting restatement the Company is required to prepare to correct an error in previously issued financial statements that is material to the previously issued financial statements, or that would result in a material misstatement if the error were corrected in the current period or left uncorrected in the current period.

“**Compensation Committee**” means the Company’s committee responsible for executive compensation decisions, or in the absence of such a committee, a majority of the independent directors serving on the Board.

“**Effective Date**” means October 2, 2023.

“**Erroneously Awarded Compensation**” means the amount of any Incentive-based Compensation (calculated on a pre-tax basis) Received by an Executive Officer during the Time Period Covered that is in excess of the amount that otherwise would have been Received if the calculation were based on the Accounting Restatement. For the avoidance of doubt, Erroneously Awarded Compensation does not include any Incentive-based Compensation Received by a person (i) before such person began service in a position or capacity meeting the definition of an “Executive Officer,” (ii) who did not serve as an Executive Officer at any time during the performance period relating to any Incentive-based Compensation, or (iii) during any period the Company did not have a class of its securities listed on a national securities exchange or a national securities association. For Incentive-based Compensation based on (or derived from) stock price or total shareholder return where the amount of Erroneously Awarded Compensation is not subject to mathematical recalculation directly from the information in the applicable Accounting Restatement, the amount will be determined by the Compensation Committee based on a reasonable estimate of the effect of the Accounting Restatement on the stock price or total shareholder return upon which the Incentive-based Compensation was Received (in which case, the Company will maintain documentation of such determination of that reasonable estimate and provide such documentation to the Company’s applicable listing exchange).

“**Executive Officer**” means the Company’s president, principal financial officer, principal accounting officer (or if there is no such accounting officer, the controller), any vice-president of the issuer in charge of a principal business unit, division, or function (such as sales, administration, or finance), any other officer who performs a policy-making function, or any other person who performs similar policymaking functions for the issuer. Executive officers of an issuer’s parent(s) or subsidiaries are deemed executive officers of the issuer if they perform such policy making functions for the issuer. The identification of an executive officer for purposes of this Policy shall include each executive officer who is or was identified pursuant to Item 401(b) of Regulation S-K.

“**Financial Reporting Measure**” means a measure that is determined and presented in accordance with the accounting principles used in preparing the Company’s financial statements (including “non-GAAP” financial measures, such as those appearing in the Company’s earnings releases or Management Discussion and Analysis), and any measure that is derived wholly or in part from such measure. Stock price and total shareholder return (and any measures derived wholly or in part therefrom) shall, for purposes of this Policy, be considered Financial Reporting Measures. For the avoidance of doubt, a Financial Reporting Measure need not be presented in the Company’s financial statements or included in a filing with the SEC.



“Impracticable.” Either of the following three conditions are met and the Compensation Committee has determined that recovery would be impracticable:

(i) The Compensation Committee has determined that the direct expense paid to a third party to assist in enforcing this Policy would exceed the amount to be recovered after the Company has (A) made a reasonable attempt to recover the Erroneously Awarded Compensation and (B) documented such attempts and provided documentation of such attempts to recover to the Company’s applicable listing exchange;

(ii) Recovery would violate home country law where that law was adopted prior to November 28, 2022. Before concluding that it would be impracticable to recover any amount of erroneously awarded compensation based on violation of home country law, the issuer must obtain an opinion of home country counsel, acceptable to NYSE, that recovery would result in such a violation, and must provide such opinion to the NYSE; or

(iii) Recovery would likely cause an otherwise tax-qualified retirement plan, under which benefits are broadly available to employees of the Company, to fail to meet the qualifications and other applicable requirements of the Internal Revenue Code of 1986, as amended, and regulations thereunder.

“Incentive-based Compensation” means any compensation that is granted, earned, or vested based wholly or in part upon the attainment of a Financial Reporting Measure.

“Received.” Incentive-based Compensation is deemed “Received” in the Company’s fiscal period during which the Financial Reporting Measure specified in the Incentive-based Compensation award is attained, even if the payment or grant of the Incentive-based Compensation occurs after the end of that period.

“Time Period Covered” means, with respect to any Accounting Restatement, the three completed fiscal years of the Company immediately preceding the earlier of (i) the date the Board, a committee of the Board, or the officer or officers of the Company authorized to take such action if Board action is not required, concludes (or reasonably should have concluded) that the Company is required to prepare an Accounting Restatement or (ii) the date a regulator, court or other legally authorized entity directs the Company to undertake an Accounting Restatement. The “Time Period Covered” also includes any transition period of less than nine months (that results from a change in the Company’s fiscal year) within or immediately following the three completed fiscal years identified in the preceding sentence.



Exhibit A

ATTESTATION AND ACKNOWLEDGEMENT OF POLICY FOR THE RECOVERY OF ERRONEOUSLY AWARDED COMPENSATION

By my signature below, I acknowledge and agree that:

- I have received and read the attached Policy for the Recovery of Erroneously Awarded Compensation (this "Policy").
- I hereby agree to abide by all of the terms of this Policy both during and after my employment with the Company, including, without limitation, by promptly repaying or returning any Erroneously Awarded Compensation to the Company as determined in accordance with this Policy.

Signature:

Printed Name:

Date:

