



## ÅRSREGNSKAPET FOR REGNSKAPSÅRET 2022 - GENERELL INFORMASJON

### Enheten

Organisasjonsnummer:	966 251 441
Organisasjonsform:	Aksjeselskap
Foretaksnavn:	SECURITAS NORGE AS
Forretningsadresse:	Bøkkerveien 5 0579 OSLO

### Regnskapsår

Årsregnskapets periode:	01.01.2022 - 31.12.2022
-------------------------	-------------------------

### Konsern

Morselskap i konsern:	Ja
Konsernregnskap lagt ved:	Nei

### Regnskapsregler

Regler for små foretak benyttet:	Nei
Benyttet ved utarbeidelsen av årsregnskapet til selskapet:	Regnskapslovens alminnelige regler

### Årsregnskapet fastsatt av kompetent organ

Bekreftet av representant for selskapet:	Christian Olberg
Dato for fastsettelse av årsregnskapet:	31.05.2023

### Grunnlag for avgivelse

År 2022: Årsregnskapet er elektronisk innlevert
År 2021: Tall er hentet fra elektronisk innlevert årsregnskap fra 2022

*Det er ikke krav til at årsregnskapet m.v. som sendes til Regnskapsregisteret er undertegnet. Kontrollen på at dette er utført ligger hos revisor/enhetens øverste organ. Sikkerheten ivaretas ved at innsender har rolle/rettighet for innsending av årsregnskapet via Altinn, og ved at det bekreftes at årsregnskapet er fastsatt av kompetent organ.*

Brønnøysundregistrene, 17.09.2024



## Resultatregnskap

Beløp i: NOK	Note	2022	2021
<b>RESULTATREGNSKAP</b>			
<b>Kostnader</b>			
Lønnskostnad	2		
Annen driftskostnad	2, 3	11 891 000	132 000
<b>Sum kostnader</b>		<b>11 891 000</b>	<b>132 000</b>
<b>Driftsresultat</b>		<b>-11 891 000</b>	<b>-132 000</b>
<b>Finansinntekter og finanskostnader</b>			
Inntekt på investering i datterselskap	4	108 500 000	54 000 000
Renteinntekt fra foretak i samme konsern	5	13 364 000	7 047 000
<b>Sum finansinntekter</b>		<b>121 864 000</b>	<b>61 047 000</b>
Rentekostnad til foretak i samme konsern	5	38 883 000	8 712 000
Annen finanskostnad		6 410 000	6 928 000
<b>Sum finanskostnader</b>		<b>45 293 000</b>	<b>15 640 000</b>
<b>Netto finans</b>		<b>76 571 000</b>	<b>45 407 000</b>
<b>Ordinært resultat før skattekostnad</b>		<b>64 680 000</b>	<b>45 275 000</b>
Skattekostnad på resultat	6	9 678 000	61 000
<b>Ordinært resultat etter skattekostnad</b>		<b>55 002 000</b>	<b>45 215 000</b>
<b>Årsresultat</b>	7	<b>55 002 000</b>	<b>45 215 000</b>
<b>Årsresultat etter minoritetsinteresser</b>		<b>55 002 000</b>	<b>45 215 000</b>
<b>Totalresultat</b>		<b>55 002 000</b>	<b>45 215 000</b>
<b>Overføringer og disponeringer</b>			
Ordinært utbytte		57 000 000	
Avsatt til annen egenkapital			45 215 000
Overført fra annen egenkapital		-1 998 000	
<b>Sum overføringer og disponeringer</b>		<b>55 002 000</b>	<b>45 215 000</b>



### Balanse

Beløp i: NOK	Note	2022	2021
<b>BALANSE - EIENDELER</b>			
<b>Anleggsmidler</b>			
<b>Immaterielle eiendeler</b>			
Utsatt skattefordel	6		
<b>Finansielle anleggsmidler</b>			
Investering i datterselskap	4	1 664 224 000	489 470 000
Investering i annet foretak i samme konsern	4		
Lån til foretak i samme konsern	5		
<b>Sum finansielle anleggsmidler</b>		<b>1 664 224 000</b>	<b>489 470 000</b>
<b>Sum anleggsmidler</b>		<b>1 664 224 000</b>	<b>489 470 000</b>
<b>Omløpsmidler</b>			
<b>Varer</b>			
<b>Fordringer</b>			
Andre kortsiktige fordringer			4 000
Konsernfordringer	5	438 503 000	54 015 000
<b>Sum fordringer</b>		<b>438 503 000</b>	<b>54 018 000</b>
<b>Bankinnskudd, kontanter og lignende</b>			
Bankinnskudd, kontanter o.l.	5	48 281 000	138 183 000
<b>Sum bankinnskudd, kontanter og lignende</b>		<b>48 281 000</b>	<b>138 183 000</b>
<b>Sum omløpsmidler</b>		<b>486 784 000</b>	<b>192 201 000</b>
<b>SUM EIENDELER</b>		<b>2 151 007 000</b>	<b>681 671 000</b>
<b>BALANSE - EGENKAPITAL OG GJELD</b>			
<b>Egenkapital</b>			
<b>Innskutt egenkapital</b>			
Aksjekapital	8	103 532 000	4 500 000
Beholdning av egne aksjer	8		



## Balanse

<b>Beløp i: NOK</b>	<b>Note</b>	<b>2022</b>	<b>2021</b>
Annen innskutt egenkapital		60 500 000	60 500 000
<b>Sum innskutt egenkapital</b>		<b>164 032 000</b>	<b>65 000 000</b>
<b>Opptjent egenkapital</b>			
Annen egenkapital		44 901 000	46 899 000
<b>Sum opptjent egenkapital</b>		<b>44 901 000</b>	<b>46 899 000</b>
<b>Sum egenkapital</b>	7	<b>208 933 000</b>	<b>111 899 000</b>
<b>Gjeld</b>			
<b>Langsiktig gjeld</b>			
Utsatt skatt	6		
<b>Annen langsiktig gjeld</b>			
<b>Sum langsiktig gjeld</b>		<b>0</b>	<b>0</b>
<b>Kortsiktig gjeld</b>			
Leverandørgjeld		25 000	
Betalbar skatt	6	9 678 000	61 000
Skattetrekk og andre trekk		2 357 000	
Utbytte	7	57 000 000	
Kortsiktig konserngjeld	5	1 395 488 000	91 422 000
Annen kortsiktig gjeld inkludert konsernkonto	5	477 527 000	478 289 000
<b>Sum kortsiktig gjeld</b>		<b>1 942 074 000</b>	<b>569 771 000</b>
<b>Sum gjeld</b>		<b>1 942 074 000</b>	<b>569 771 000</b>
<b>SUM EGENKAPITAL OG GJELD</b>		<b>2 151 007 000</b>	<b>681 671 000</b>



Securitas

# Annual and Sustainability Report



# 2022



# Contents

<b>ABOUT SECURITAS</b>	<b>1</b>	<b>CORPORATE GOVERNANCE</b>	
2022 highlights	2	<b>AND MANAGEMENT</b>	<b>32</b>
CEO statement	4	Securitas' governance model	33
Purpose, values and people	6	Board of Directors	40
		Group Management	42
<b>SUSTAINABILITY</b>	<b>8</b>	Enterprise risk management and internal control	44
<b>STRONG GLOBAL POSITION</b>	<b>12</b>	<b>SECURITAS' FINANCIAL MODEL</b>	<b>48</b>
<b>OUR OFFERING</b>	<b>14</b>	<b>ANNUAL REPORT</b>	<b>50</b>
<b>GLOBAL MARKET TRENDS</b>	<b>16</b>	Report of the Board of Directors	51
<b>THE GLOBAL SECURITY MARKET</b>	<b>18</b>	Consolidated financial statements	60
<b>THE NEW SECURITAS</b>	<b>20</b>	Notes and comments to the consolidated financial statements	67
Financial targets	22	Parent Company financial statements	119
Technology	24	Notes and comments to the Parent Company financial statements	122
Guarding	26	Signatures of the Board of Directors	129
Security solutions	28	Auditor's report	130
Innovation	30	Quarterly data	135
		<b>SUSTAINABILITY NOTES</b>	<b>138</b>
		Assurance report	155
		<b>THE SECURITAS SHARE</b>	<b>156</b>
		<b>SECURITAS' HISTORY</b>	<b>158</b>
		<b>FINANCIAL INFORMATION AND INVITATION TO THE ANNUAL GENERAL MEETING</b>	<b>160</b>

This is a translation of the original Swedish Annual Report. In the event of differences between the English translation and the Swedish original, the Swedish Annual Report shall prevail.

HEAD OFFICE  
Securitas AB  
PO Box 12307  
SE-102 28 Stockholm  
Sweden

Visiting address:  
Lindhagensplan 70

Corporate registration number:  
556302-7241

[www.securitas.com](http://www.securitas.com)



About Securitas

**GLOBAL LEADING POSITIONS IN THE GROWING SECURITY MARKET**

Securitas is the second largest provider of security services globally, with operations in 45 markets and capabilities spanning from guarding to tech-enabled security. Europe and North America are the largest regions, where technological innovation and developments are expected to drive further growth.

Securitas' purpose is: "We help make your world a safer place." Our purpose reminds all employees that they are

contributing to something of great importance and that the purpose is the reason the company exists. The purpose is at the very core of Securitas' strategy and helps create value.

Our 358 000 employees are led by our three core values – integrity, vigilance and helpfulness. These values represent who we are and how we do things. The three dots symbolize these values and signify that we look out for each other and the people around us.

We see a different world

Total sales, MSEK  
(107 700)

Employees (345 000)

Organic sales growth (4)

Number of markets with operations (47)

Technology and solutions, share of total sales (22)

Client retention rate (89)

Operating margin (5.6)

Share of female managers at all levels (24)

Proposed dividend, SEK  
(3.66\*)

All comparatives are excluding STANLEY Security.  
\*Adjusted for the rights issue in 2022.


# 2022 – highlights



## A TRANSFORMATIVE ACQUISITION

On July 22, the largest acquisition in Securitas' history was completed and consolidated into Securitas. The acquisition of STANLEY Security accelerates our transformation journey towards technology-based solutions and the ambition to position Securitas as an outstanding global security and safety partner that helps make the world a safer place.

Together with STANLEY Security we will be able to provide a complementary offering across the security services value chain that seamlessly can support our clients' businesses. The acquisition supports our strategy, adds resilience and creates a significant platform for innovation as we have the ambition to drive and redefine the future of the security industry.



## RIGHTS ISSUE LAUNCHED AND COMPLETED

In September a rights issue of MSEK 9 583 was launched, and completed in October. The purpose of the rights issue was to use the net proceeds

to repay a part of the bridge facilities provided for the acquisition of STANLEY Security. The rights issue was fully subscribed.



### NEW FINANCIAL TARGETS

Following the acquisition of STANLEY Security we announced new financial targets in August at an Investor update. The new financial targets are aligned with the strategy to be a security solutions partner strongly positioned to deliver superior growth and increased margins.

- 8-10 percent technology and solutions annual average real sales growth
- 8 percent Group operating margin by year-end 2025, with a >10 percent long-term operating margin ambition
- A net debt to EBITDA ratio below 3.0x

The operating cash flow target of 70-80 percent of operating income before amortization remains the same.



### COMMITMENTS TO SCIENCE BASED TARGETS INITIATIVE

Securitas is the first global security company to commit to the Science Based Targets initiative (SBTi). We signed the commitment letter in June and began the process of developing and validating targets to reduce the Group's climate impact. Science-based targets provide companies with a clearly defined path to reduce emissions in line with the Paris agreement goals to pursue efforts to limit warming to 1.5°C above pre-industrial levels.



### RELAUNCH OF TOOLBOX

We relaunched our internal leadership tool during the year – Securitas Toolbox. The Toolbox has been used in Securitas for decades and describes who we are, how we work

and engage with our clients and the world around us. Our company DNA is distilled into seven core tools – principles – that help and guide us to make the right decisions today and realize the ambitions for the future.



### A NEW GLOBAL FUNCTION

In June a new global function was established, Securitas Digital, focusing on the accelerated growth of the Group's digital products and services. Our focus on client centricity, digitalization, and innovation will now further increase by this dedicated team.



# A year of strong performance and strategic milestones

As we summarize 2022, we look back on an extremely eventful and very exciting year for the entire Securitas Group. We had strong performance and delivered solid growth, profitability and cash flow. We concluded the most transformative acquisition in Securitas' history when we consolidated STANLEY Security into Securitas during the summer, and together we have embarked on a journey that will transform our joint company – we are building the new Securitas.

## CEO statement Magnus Ahlqvist

"The Group's performance in 2022 was solid and gives us confidence that we are on the right track to achieve the new financial targets."

The Group continued to recover strongly from the pandemic. Increased inflation and interest rates are impacting the global macroeconomic environment and we have been operating in tight labor markets. We are continuously working to ensure we are prepared for more challenging times, but we are supported by our resilient business model with long-term client relationships and the continuous need for security throughout the economic cycle.

### Group performance

The Group's performance in 2022 was solid and gives us confidence that we are on the right track to achieve the new financial targets that we announced in August. We are aiming for an operating (EBITA) margin of 8 percent by the end of 2025, and we intend to grow our technology and solutions business by 8-10 percent in terms of average annual real sales growth. We have a long-term EBITA margin ambition of over 10 percent.

This is the first time that we have set a margin or growth target, and we have identified four focus areas to succeed: 1) the integration of STANLEY Security, which contributed higher margins from day one, combined with strong cost and commercial synergies, 2) our business transformation programs and active portfolio management, with continuous reviews of non-performing contracts, 3) the increased exposure to the high-margin technology and solutions market, and 4) leveraging our global technology platform to drive innovation.

Our organic sales growth amounted to 7 percent (4) in 2022 and 9 percent

(4) in the fourth quarter, with growth and strong demand noted in all business segments. The most important driver of this change compared to last year was price increases in a high inflationary environment. We were able to offset wage increases throughout the year, and we will continue to have a dynamic approach to price increases going forward, meaning that we will adjust prices more frequently than we did in a non-inflationary environment. We also had volume growth in our portfolio, especially within technology and solutions sales and Aviation.

Technology and solutions sales in the fourth quarter represented 32 percent (23) of Group sales, and real sales growth was solid, even excluding STANLEY Security, with double-digit growth throughout the business. Our clients are facing challenges due to inflationary pressures and more complex security needs and we are well positioned to capitalize by offering integrated security solutions.

We are very satisfied with the new business generated during the year. In addition, we renewed one significant global contract with an expanded scope of services, reaffirming our position as the leading security solutions partner to many of the best-known brands worldwide.

The operating result for the Group, adjusted for changes in exchange rates, increased by 22 percent in 2022. The increase in the fourth quarter was 39 percent, with a material contribution from STANLEY Security and a good performance in the legacy business. The operating margin improved



to 6.0 percent (5.6) for the full year and amounted to 6.5 percent for the fourth quarter. Our strong focus on improving client value and profitability is generating results, with higher sales of technology and solutions across all segments, together with the positive impact of our active portfolio management and transformation programs. Compared to the first half of 2022, the operating margin in the acquired STANLEY Security business improved in the second half of 2022. This was a result of pricing recovery, cost control and leverage, and the initial execution of the value creation plan.

In October, we completed the rights issue of MSEK 9 583 related to the STANLEY Security acquisition. The rights issue was well received and oversubscribed, and we were able to pay back part of the bridge facility.

In January 2023, we refinanced an additional portion of the bridge facility through a term loan agreement of MEUR 1100.

The Group's operating cash flow amounted to 71 percent of the operating result in 2022. Going forward, we remain fully focused on generating strong cash flows to further reduce our leverage position.

#### Creating the future Securitas

During the year, we reached an important sustainability milestone when we became the first major company in the industry to commit to the Science Based Targets initiative (SBTi), and we are now in the process of developing and validating targets to reduce the Group's climate impact. We have ambitious environmental, health and safety, diversity and ethics goals

that underpin an already ambitious sustainability agenda, as was demonstrated when Securitas was awarded prime level with an AAA net impact rating by the Upright Project.

We also relaunched our internal leadership tool – Securitas Toolbox – in 2022. The Toolbox has been used in Securitas for decades and describes who we are, how we work and how we engage with our clients and the world around us. Our company DNA is distilled into seven core tools – principles – that help and guide us to make the right decisions today and realize our ambitions for the future. We are currently running Toolbox training programs for thousands of leaders across the globe to equip them with the knowledge to drive the strategy and growth in the coming years.

Accelerating our strategy journey is something I have highlighted many times, and it is really happening. Combined with our investments in digitization and Securitas Digital and the value creation from joining forces with STANLEY Security, our transformation programs in North America, Europe and Ibero-America are creating something unique. We are now moving from a strong position in individual security services to becoming a security solutions partner with world-leading technology and expertise. This position strengthens our client relationships and solidifies our leadership within the security industry.

Once again, I would like to take the opportunity to thank the entire Securitas team for your tremendous work during a challenging year of geopolitical uncertainty and inflationary pressure. I would also like to thank our shareholders for supporting the transformative journey that we are on. We have made significant improvements and are developing a stronger client offering and position in the market to create the world's leading security and safety company, and this will enable us to improve the returns for our shareholders in the coming years.

Stockholm, March 30, 2023

Magnus Ahlqvist  
President and CEO

# Our purpose and strong values unite us

Our purpose embraces the expertise and diversity of our people and unites us in a strong global team under one fundamental goal – to help make your world a safer place. Our dedication to this purpose resonates throughout the entire company.

## OUR PURPOSE AND VALUES

To deliver on our purpose, we live by three values – integrity, vigilance and helpfulness. They represent who we are, what we stand for and how we act.

Our values set the context in which we strive to fulfill our purpose. The three dots symbolize these values and signify that we look out for each other and the people around us.

**Integrity means** being honest. We never compromise on our integrity, ethics or truthfulness.

**Vigilance means** paying attention, taking initiative and always looking for ways to improve.

**Helpfulness means** being approachable, service-oriented and accommodating to our clients and colleagues.

One of the key goals for 2023 is to strengthen our employee promise to ensure we are listening to all our different talent pools.



## OUR PEOPLE

Securitas is a people business. We value different perspectives, and we always treat each other with respect and dignity no matter how different we are.

### A fair and inclusive employer

Securitas is a responsible employer. We work hard to create an inclusive environment where everyone feels valued and encouraged to contribute and grow within our company. Our commitment to our people includes equal pay, safe working conditions and equal opportunities for all.

We have invested heavily in initiatives and processes to support our people, including the creation of a Group-wide Diversity, Equity and Inclusion (DE&I) strategy, which is reflected in our newly launched three-year DE&I divisional plans. To support this work, we also launched a customized mandatory e-learning program on inclusion and unconscious bias for all our people globally. These efforts continue to raise awareness about equitable treatment, support our commitment to the UN Sustainable Development Goals (SDGs) and offer strategies on how each and every one of us can support this important work.

As a leader within the security industry, we remain committed to investing in strengthening and developing our leaders. This year, we rolled out a global leadership framework designed to clarify our leadership strategy and unify our leadership development efforts. We also designed, created and launched an executive development program for senior leaders across the globe. This work to provide growth opportunities to strengthen our leaders ensures we deliver excellent performance, strengthens our collaborative work and provides a culture



Our purpose, values and people

7



of innovation, which are all key to delivering on our strategy and winning in the market.

Our dedication to fair and equitable employment is also evident in the relationships we build with our clients. We work very closely with clients that recognize the value in helping our people reach their full potential. During 2021, several customized training programs were rolled out globally to support the needs of our clients. Prior to accepting a contract with a client, we also evaluate the working conditions at the client site to ensure decent practices and a healthy and safe work environment.

#### **Ethical practices**

Securitas also takes pride in conducting its business in accordance with international conventions such as the UN Universal Declaration of Human Rights, and we are committed to protecting our employees' freedom of association. We have a global framework agreement with UNI Global Union representing more than 20 million workers from over 900 trade unions in the skills and services sectors. We also work closely with the Living Wage Foundation in the UK, which strives to ensure that people working in the lowest paid service sectors are paid a living wage.

During 2022, we also began rolling out our new eNPS survey and inclusion index, two key KPIs that we will follow to measure employee engagement

and inclusion. In addition to this, we will keep our current KPIs for diversity, health and safety, and injury rates, among other metrics, to monitor our progress and identify areas for improvement.

#### **Toolbox**

Securitas Toolbox is a set of tools designed to help each of us in our daily work. Some of these tools remind us of our values and how we can bring them to life. The Toolbox has been used for decades and was updated and relaunched during the year.

We all bring unique skills and experiences to our roles, and that is part of the key to our ongoing success. By creating a common language, we are able to leverage our unique strengths into a united purpose. This helps us tap deep into our DNA to see how our roles and tasks connect to each other, our business, and our values. Each person is vital to our success, and these tools help us to accomplish our goals and guide us towards seeing a different world.

#### **The Melker Schörling Scholarship**

We believe in providing our colleagues with opportunities to grow and develop through global hands-on experience. Established in 1992, The Melker Schörling Scholarship offers recipients a chance to develop in-depth professional knowledge and experience in an international setting.

The scholarship is offered annually to four frontline employees who consistently make a difference for our customers by acting as everyday heroes in their work. Candidates are invited to choose subjects that they feel would deepen their security knowledge and expertise and that would prove useful in their current or future work. Recipients are encouraged to share their learnings with their teams and expand their growth and leadership abilities even further.

#### **Strengthening our employee promise**

One of the key goals for 2023 is to strengthen our employee promise to ensure we are listening to all our different talent pools. When we offer an attractive workplace, meet the needs of our colleagues and build a culture focused on inclusion and growth, we create a space where everyone has the opportunity to reach their full potential. Attracting and retaining talent is no longer only about financial rewards. It is about our people, our leadership and embracing a more holistic approach to employee happiness and well-being.

We are convinced that this work, and our people strategy as a whole, will lead to increased engagement and retention. This is something we know our clients value as it will enable us to offer them frontline personnel with a high level of engagement and motivation, who deliver excellent service, value and continuity.

The United Nation's Sustainable Development Goals (SDGs) are a call to action for all stakeholders, including businesses, to work together to improve the lives and prospects for people and the planet. Securitas supports the SDGs and take them into consideration into our strategy work and daily operations. Below are the goals and targets where we believe we can have the greatest impact. For more information on each area, please see pages 9 and 10.

**3** GOOD HEALTH AND WELL-BEING



**SPECIFICALLY TARGET 3.6**

We actively prioritize the health and safety of our employees and take measures to ensure their wellbeing. We also strive to help others while on assignment.

**4** QUALITY EDUCATION



**SPECIFICALLY TARGET 4.4**

Securitas operates its own training centers in most countries where we have a presence, and we provide a wide range of courses and programs to our employees. These opportunities allow them to acquire the knowledge, skills and abilities needed.

**5** GENDER EQUALITY



**SPECIFICALLY TARGETS 5.1 AND 5.5**

Securitas is committed to providing equal opportunities for all employees and treating them fairly and without discrimination. We believe that diverse work groups contribute to better business outcomes, and we strive to increase the representation of women in management positions at all levels within the company. We are dedicated to fostering an inclusive and equitable work environment where all employees are valued and respected.

**8** DECENT WORK AND ECONOMIC GROWTH



**SPECIFICALLY TARGET 8.8**

Securitas is a large employer with operations in various countries worldwide. We are committed to being a dependable and responsible employer that provides good working conditions and opportunities for growth to our employees. Fair labor practices, the right to organize, and the protection of human rights are prioritized for Securitas, our employees, and clients.

**9** INDUSTRY, INNOVATION AND INFRASTRUCTURE



**SPECIFICALLY TARGET 9B**

Securitas is dedicated to advancing the security services industry through a strong emphasis on innovation. We constantly strive to improve our current products and services, as well as develop new ones. Additionally, we use data-driven approaches to enhance the reporting and analysis of our services, allowing us to make informed decisions and provide better security to our clients.

**13** CLIMATE ACTION



**SPECIFICALLY TARGET 13.2**

Securitas has committed to setting a Science Based Target in line with the Paris agreement. We actively measure and report our emissions across the business to track our progress towards reducing our carbon footprint and to contribute to the global effort to combat climate change.

**16** PEACE, JUSTICE AND STRONG INSTITUTIONS



**GOAL 16 AND SPECIFICALLY TARGET 16.5**

Safety and stability are essential for a well-functioning society, especially in today's increasingly unpredictable world. Securitas contributes to a safer and more sustainable and productive society by ensuring the protection of workplaces, public spaces, and infrastructure in a responsible manner. Securitas also has a zero-tolerance policy against all forms of bribery and corruption.

# Accelerating our sustainability agenda

Our sustainability strategy supports the overall business strategy, and we have ambitious targets for our sustainability focus areas. Our value creation and positive impact on society is evident in our Net Impact rating of 71 percent and AAA rating by Upright Project (read more on page 11). We are also proud to be the first global company in the security industry to commit to the Science Based Targets initiative (SBTi), and we are now in the process of developing and validating targets to reduce the Group's climate impact.

At Securitas, we are committed to providing good working conditions for our 358 000 skilled and engaged employees. Decent labor practices, the right to organize and human rights are all vital to Securitas, our employees, and our clients, in all markets we operate in. We use our influence as one of the leading players in the industry to advocate for these values with clients, unions, and industry associations.



## Our sustainability focus areas

### DIVERSITY, EQUITY AND INCLUSION

Securitas has a diverse workforce with a wide set of skills and experience, and to future-proof us, we are taking further steps to fully leverage this great resource. Among the activities are developing global recruitment guidelines, re-assessing the requirements for certain job roles and developing an employee promise.

In 2022 we conducted pilot employee surveys in parts of our North American and European divisions. The surveys included questions about diversity and inclusion and in 2023, we will roll out the survey globally. The results will be used to set the baseline for an inclusion index.

Our target in this focus area is to have more than 20 percent female managers at all levels in the company by 2025. Though we have already achieved this target at some levels, we need to get a better understanding of the reasons for not reaching it at other levels and set action plans.

### HEALTH AND SAFETY

The health and safety of our people, both physically and mentally, is a top priority at Securitas.

We have a target to reduce the Group injury rate by five percent annually, but our most important health and safety work is preventing accidents and incidents from occurring in the first place.

To achieve this, we have implemented a framework based on the ISO 45001 methodology, including risk assessments, training, reporting of all injuries and incidents, root-cause analysis, follow-ups and clear responsibility. The most common causes of work-related injuries are slips, trips and falls.

Most of our employees work on client sites, and we collaborate closely with the clients to mitigate risks and hazards. Most of our frontline employees are trained in first aid, CPR, and fire safety, but case of threatening or dangerous situations, their priority is to avoid confrontation and harm and alert the emergency services. We also have a focus on road safety.

### LEARNING AND DEVELOPMENT

Employee training and development is a strategic priority for Securitas as it enables us to meet our clients' growing demands for higher security and more advanced security solutions. To support this, Securitas has its own training centers in most countries of operation to ensure our employees have the necessary competence to provide clients with high-quality security services.

Empowering employees means investing in training, skills and professional development opportunities. We also encourage people to take on responsibility early in their careers. In addition to extensive local training curricula, we have an executive development program and a leadership framework.

All Securitas employees undergo training in Securitas' Values and Ethics Code. An in-depth training program is available in over 30 different languages, either as an e-learning course or classroom training. Relevant employees also receive training in other core policies, such as the anti-corruption and anti-bribery policy and the anti-trust policy. The current target for this focus area is for the target groups to complete mandatory courses in the Group training curriculum within given time frames.

### ENVIRONMENT

Securitas' primary direct environmental impact comes from the vehicles used in our operations. In 2022, we committed to Science Based Target Initiative and are currently conducting a Group-wide project to collect data for the actual target proposal to be validated by SBTi. We have reported our Scope 1 and Scope 2 emissions to the CDP since 2011 and we are now adding more Scope 3 data. As a signatory of the UN Global Compact, we strive to follow the Rio Declaration's precautionary principle regarding threats of serious or irreversible environmental damage.

### BUSINESS ETHICS

Securitas is a responsible company with a high level of integrity, and we never compromise on our values and business ethics. We have a strong culture of integrity and zero tolerance of non-compliance with values and ethics. Policies such as Securitas'

Values and Ethics Code, the Securitas anti-bribery and anti-corruption policy, the Securitas' fair competition and anti-trust policy and the Business partner code of conduct set out the principles and also provide guidance.

Our business ethics compliance function is a Group function responsible for anti-bribery and anti-corruption, competition and anti-trust, and data privacy risks, as well as the Group's whistleblower system and supply chain risk management framework. We have updated and strengthened our compliance program, outlining relevant risks and control objectives and activities to be undertaken by the business. On-site workshops are being conducted in all countries to build awareness, assess risks, and controls, and establish action plans to close identified gaps. The target for the business ethics focus area is to complete workshops in all countries by 2023.

### COMMUNITY INVOLVEMENT

Securitas may be a global company, but our business is deeply rooted in the local communities where we operate and we actively engage with them. For example, we partner with organizations in the US and Belgium that search for missing children. In Colombia, Securitas has joined UN Global Compact and the Business for Peace and Women's Empowerment, and we actively recruit war victims, displaced persons and retired military

personnel. Securitas provides basic security officer training for these recruits at no cost and then offers them employment within the company. This not only helps the community but also enriches our workforce with a diverse set of skills and experiences.



## Sustainability targets

Share of female managers at all levels/ functions to be over 20% by 2025  
2022: 24%

Completion of Group mandatory courses  
2022: 54% of all employees

Business ethics workshops completed in all countries by end of 2023  
2022: 16 countries completed

5% annual decrease of company injury rate  
2022: 0%

Committing to Science Based Target initiative (SBTi): goal to have validated science-based target by Q4 2023  
2022: Committed to SBTi

Complete review of annual spend on community involvement  
2022: Delayed until Q1 2023

## A strong positive impact on society

71%

Net impact rating

358 000

Provided employment

1 641

Current taxes paid, MSEK

The Net impact model, created by Upright Project, provides an overview of the value that Securitas creates in society and the impact that our business has on the world around us (see also page 148). The model shows both the negative impacts created by Securitas in the form of resources used, and the positive impacts, which is what is achieved with the use of those resources. The analysis is based on Securitas' business activities, that is, the products and services offered, and encompasses the entire value chain of those products and services. With a net impact ratio of 71 percent, Securitas has a highly positive net impact.

Our most significant positive impacts are those we have on society. Through our expertise, dedicated professionals,

and use of modern technology, we help secure cities, workplaces, and infrastructure, ensuring the safety of people around the world. We also create new jobs and are a reliable employer to 358 000 people, while contributing taxes to public funds.

Securitas' services have positive impact on people's lives by reducing stress and risk in various settings, such as workplaces, airports, and schools, which can help increase overall wellbeing. Making people feel safe and secure has a highly positive impact on people's health.

In terms of our environmental impact, it is relatively small on a global scale, but we still constantly try to reduce it. Direct emissions mainly come from the use of vehicles in our operations.

Impact	Negative	Score	Positive
<b>SOCIETY</b>	-0.0	8.5	8.5
Jobs		4.7	4.7
Taxes		1.7	1.7
Societal infrastructure		2.1	2.1
Societal stability		0.0	0.0
Equality and human rights		0.0	
<b>KNOWLEDGE</b>	■ -0.7	-0.1	0.6
Knowledge infrastructure		0.0	
Creating knowledge		0.2	0.2
Distributing knowledge		0.4	0.4
Scarce human capital	■ -0.7	-0.7	
<b>HEALTH</b>	■ -0.3	0.6	0.9
Physical diseases	■ -0.2	0.0	0.2
Mental diseases		0.0	0.0
Nutrition		0.0	
Relationships		0.1	0.1
Meaning and joy	-0.1	0.5	0.6
<b>ENVIRONMENT</b>	■ -1.9	-1.8	0.1
GHG emissions	■ -1.1	-1.0	0.1
Non-GHG emissions	■ -0.5	-0.5	0.0
Scarce natural resources		-0.0	
Biodiversity	-0.1	-0.1	
Waste	■ -0.2	-0.2	

### Restating model results

To keep up with the changes in the world's products and services and scientific knowledge, Upright's model undergoes continuous developments and improvements over time. These improvements are published in the form of new model releases. Due to

the release cycle, comparison of net impact profiles over time must be done within the same model release. This necessitates the restating of the previous years' results into the same release as the most recent results.

In 2021, the reported net impact ratio was 81%. Recalculated according to the latest model release, the restated result for 2021 is 71%. The change is due to model developments.



Securitas has operations in 45 markets globally and is organized in three business segments: Security Services North America, Security Services Europe and Security Services Ibero-America. The Group has also operations in Africa, the Middle East, Asia and Australia, which form the AMEA division and is included in Other.

Share of Group sales  
per segment, excluding Other 2%

North America 46%  
Europe 41%  
Ibero-America 11%

Share of Group operating income  
per segment, excluding Other -8%

North America 57%  
Europe 40%  
Ibero-America 11%



# A strong global position and local presence



Strong global position

13

## Security Services North America

### Markets:

Canada, Mexico and the US


Total sales MSEK 61173 (46 747)

Organic sales growth 1% (3)

Operating income before amortization MSEK 4 611 (3 191)

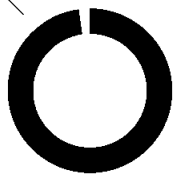
Operating margin 7.5% (6.8)

121 000 employees



Share of sales per service

- Guarding 67% (76)
- Technology and solutions 26% (18)
- Other 7% (6)



Share of sales per country

- The US 90%
- Canada 6%
- Mexico 2%
- Rest of countries in the segment 2%

## Security Services Europe

### Markets:

Austria, Belgium, Croatia, the Czech Republic, Denmark, Finland, France, Germany, Hungary, Ireland, Luxembourg, the Netherlands, Norway, Poland, Romania, Serbia, Slovakia, Sweden, Switzerland, Turkey and the United Kingdom

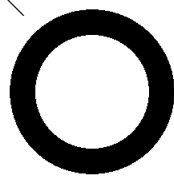
Total sales MSEK 54 409 (46 138)

Organic sales growth 9% (5)

Operating income before amortization MSEK 3 201 (2 696)


Operating margin 5.9 % (5.8)

123 000 employees



Share of sales per service

- Guarding 70% (75)
- Technology and solutions 30% (25)
- Other 0% (0)



Share of sales per country

- Germany 21%
- France 15%
- Sweden 11%
- Belgium 9%
- The Netherlands 7%
- The United Kingdom 6%
- Norway 5%
- Switzerland 5%
- Finland 4%
- Türkiye 4 %
- Rest of countries in the segment 13%

## Security Services Ibero-America

### Markets:

Argentina, Chile, Colombia, Costa Rica, Ecuador, Peru, Portugal, Spain and Uruguay

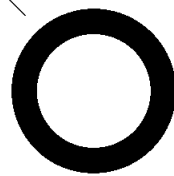
Total sales MSEK 14 604 (12 286)

Organic sales growth 16% (6)

Operating income before amortization MSEK 881 (702)


Operating margin 6.0% (5.7)

59 000 employees



Share of sales per service

- Guarding 70% (70)
- Technology and solutions 30% (30)
- Other 0% (0)



Share of sales per country

- Spain 52%
- Argentina 15%
- Portugal 9%
- Chile 8%
- Rest of countries in the segment 16%

## AMEA — Africa, Middle East, Asia and Australia

### Markets:

Australia, China, Hong Kong, India, Indonesia, Saudi Arabia, Singapore, South Africa, South Korea, Thailand, the United Arab Emirates and Vietnam

55 000 employees

All comparatives are excluding STANLEY Security.

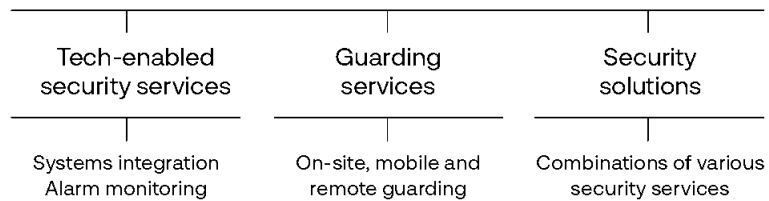


# Our offering

Securitas is a global provider of security services, with an offering ranging from on-site, mobile and remote guarding to technology, fire and safety services and corporate risk management. To meet client-specific needs in the market, we offer security solutions that comprise various combinations of these six protective services, with technology representing a key part of the offering.

By bringing together Securitas and STANLEY Security we will have further potential to provide tech-enabled security solutions that create long-term value for our clients. Security solutions bring several benefits to our clients and are further enabled by increased technology capabilities, through standardized and comprehensive contracts, increased access to data-generated insights and improved proactiveness.

## Global security services



### SECURITAS OPERATIONS CENTERS

Our SOC's connect people and technology across the world. The security services are managed and coordinated through Securitas Operations Centers (SOCs), where operators can quickly address our clients' security needs. The information gathered by our SOC's provides our clients with high-quality security around the clock, along with analytics, analysis and client reports.





Regardless of our clients and industry, we always start by completing a thorough risk assessment and determining their specific needs. This requires an open dialog, an in-depth analysis, and a flexible approach. When designing our solutions, we combine the client knowledge from our local branch managers with specialized skills from teams within our different services.

#### **ON-SITE GUARDING**

We offer on-site guarding services, in which specially selected and trained security officers perform surveillance services tailored to the needs of medium-sized and large businesses. The on-site security officers protect properties, assets, staff and residents in private or public environments. They are trained to detect, deter and respond to risks and incidents, with all the necessary training certifications potentially required for the assignment.

#### **MOBILE GUARDING**

We provide mobile guarding services, where one security officer serves multiple clients within a limited geographical area. The mobile security officers can carry out regular patrol rounds and call-out services, provide technology solutions, and be responsible for opening and closing business premises.

#### **REMOTE SERVICES**

Our remote services are standardized and cost-effective and combine specially trained security officers with innovative technology. Remote services typically include monitoring services such as alarm monitoring and video verification as well as security officer dispatching. They may also include other remote services such as guarding, video services and contact center services.

#### **TECHNOLOGY**

We offer design, installation, service and alarm monitoring of



technology-enabled security systems and full project deliveries to maintain a security system that is customized to the clients' distinct requirements and standardized to meet local and global needs. Technology is divided into design and installation systems integration, which include integrated solutions such as video surveillance, access control, fire systems and intrusion alarms as well as alarm monitoring of installed systems.

#### **FIRE AND SAFETY**

We provide certified fire and safety solutions through both physical and technical services. Physical services include the provision of professional firefighters and trained security officers acting as fire wardens as well as first responders and fire watch. For high-risk facilities, such as chemical plants, we provide a stationary team of fire experts based at corporate sites. Technical services consist of the installation of fire and safety systems, fire detection systems and fire alarms as well as the provision of fire extinguishers.

#### **CORPORATE RISK MANAGEMENT**

Corporate risk management is primarily delivered through the subsidiary Pinkerton, which provides risk experts who identify and protect several areas that threaten the clients' businesses and operations. Our risk management solutions include risk advisory services, security management, protective services, corporate investigations, due diligence, response services and protective intelligence.

#### **SECURITY SOLUTIONS**

Our solutions comprise various combinations of security services, such as on-site, mobile or remote guarding, technology, fire and safety, and corporate risk management, possibly in combination with software and reporting. The combination of guarding and technology-enabled security services through data collection and software allows for customized services that meet and exceed the clients' current needs. As such, guarding services can be tailored to create new solutions for clients, enabling an improved offering and resource efficiency.



# Global market trends

There are several long-term trends that are expected to affect the security services industry. We believe that the most important trends in the security services market include an increased use of technology, urbanization and industrialization, economic and political development, customized and cost-effective services, and a greater focus on corporate risk management.

The physical and digital worlds are becoming more intertwined, driving the development of more advanced security systems.

## INCREASED USE OF TECHNOLOGY

The increasingly complex security needs of clients are creating demand for complementary solutions, such as technology-enabled predictive security services, emphasizing the importance of having the right technology, data and cloud capabilities as a security services provider. The increasing use of technology allows security services companies to offer clients more efficient and even higher-quality security solutions. The higher the labor costs in a country, the more attractive the use of technology becomes. However, countries with low labor costs are also showing greater interest in using more technology in security solutions. For instance, in 2021, the number of security cameras installed globally exceeded one billion units, corresponding to an increase of over 50 percent compared to 2018.

We also believe that integrated, software-as-a-service (SaaS) solutions are becoming increasingly important to clients. The physical and digital worlds are becoming more intertwined, driving the development of more advanced security systems, mainly in mature markets. As these systems are integrated with technologies, such as big data and artificial intelligence (AI) through smart devices and the Internet of things (IoT), the need for skilled and highly trained security officers and employees increases. With more devices, sensors and other security equipment being sold in the market, equipment costs are decreasing. Moreover, as data networks evolve and larger, faster network systems become more connected, data storage costs are decreasing. Due to technological improvements, there is more data available than ever, which can be transferred faster and at lower costs. In combination with the computing power and storage available, there are large amounts of

historical data that can be analyzed to enable preventive security. This means that guards increasingly only need to act responsively or according to predictable patterns instead of monitoring and deterring, which have constituted traditional guarding activities. The increased development of technological solutions is also resulting in a higher level of acquisition activity in the market, as companies are looking to expand their expertise in emerging segments.

In recent decades, the security services industry has witnessed significant growth in the use of technology as a core complementary offering to traditional guarding services. Security services and solutions may be further complemented by the addition of hosted and managed services, cloud services, AI, biometrics, IoT and other remote services. As a result of the increasing use of technology in security installations, new data and business opportunities are being created. Data analysis is contributing to improvements in both services and technological equipment. For example, data gathered may detect access control anomalies or increase alarm accuracy through video analytics. This information can subsequently be used to design and integrate products and services to further enhance client value. Data may also contribute to the creation of entirely new opportunities such as SaaS tools, where security software products are provided on a subscription basis.

## URBANIZATION, INDUSTRIALIZATION, AND CRITICAL INFRASTRUCTURE

Urbanization and industrialization are continuing as people continue to move into cities. The global urban population is growing by more than 1.5 million people every week, and the high population

density could in turn lead to concerns about crime. The residential security market is also expected to grow rapidly in most developed countries as technological monitoring equipment becomes more common. Continued industrialization and increased global industrial production are leading to investments in production facilities, offices and other workplaces, each with specific security needs.

Securitas has experienced a growing awareness of the need to secure sensitive infrastructure from various disruptions. Manufacturing industries, airports, data centers, ports and public transportation are examples of operations that rely on a well-functioning infrastructure and where disruptions could result in high costs and increased vulnerability.

### ECONOMIC AND POLITICAL DEVELOPMENT

Economic growth and continued global investments in new construction are driving the demand for security services. The middle class in maturing and developing markets is expected to grow at a CAGR of 3.7 percent from 2020 through 2030. As global disposable income and net worth rise, there will be more to protect and more clients that can afford to do so, which we believe will fuel the demand for security services. Infrastructure investments in, for example, real estate, public transport and public logistic hubs create a need to safeguard these assets and associated flows, which increases the demand for security services. Increased privatization through the outsourcing of public security services to private security service providers is a way to control or reduce public spending or to open the market for competition.

### CUSTOMIZED, HOLISTIC, AND COST-EFFECTIVE SECURITY SERVICES

Each industry, company and operation has specific needs and requirements in terms of security. Clients expect suppliers to identify and respond to their specific challenges, providing specialist know-how and dedicated resources. If security providers can meet these challenges, companies will

assign them greater security responsibility. Clients are generally prepared to pay more for a service with more comprehensive content, higher quality and relevant specialist skills. We are also seeing a willingness in certain markets to pay a premium to have one contact person in charge of the entire security solution, thus gaining more effective and better control over price changes and supply chain and sustainability issues. Furthermore, we believe that there is a general trend towards outsourcing security capabilities, especially in guarding and fire safety. Clients are seeking customized and comprehensive security solutions from a single security services provider to enable more cost-efficient and reliable security services management.

### GREATER FOCUS ON CORPORATE RISK MANAGEMENT

Companies and other organizations are now devoting greater attention to security issues, and senior executives are investing more time in discussing and making decisions concerning security issues than in the past. Factors that we have identified as contributors to this trend include a higher level of insecurity in society, an increased cost of disruptions to business and greater security demands by clients and insurance companies. Companies usually opt to outsource security when enhancing it since security activities are often not considered part of their core business. Companies are also using security consulting services more often, enabling their management teams to proactively

identify risks and put appropriate mitigating actions in place.

### IMPACT OF COVID-19 ON THE GLOBAL SECURITY SERVICES MARKET

In our experience, the security industry has traditionally been resilient to recessions, primarily due to the perceived association between recessions and increased crime. COVID-19 negatively affected the global market for security services. For example, the cessation of large public gatherings, such as concerts, conferences and sporting events, decreased the demand for guarding services. The aviation industry and guarding services for airport security were also negatively impacted by COVID-19. Virtual working environments and changing demand for facility usage are creating a need for new security solutions and services. An increase in e-commerce has also fueled the need for tech-enabled security solutions at distribution centers and similar buildings. The shift to e-commerce has spurred the demand for IT and cyber security, which has fundamentally changed the perception of security. COVID-19 resulted in increased demand for security services in key functions, such as essential retail and healthcare during lockdown periods, as well as in guarding and tech-enabled security services including contact tracing and crowd monitoring to support the reopening of societies.



Source: Azoth Analytics, Global Security Services Market (2021 Edition), October 2021. The Brookings Institution, The Unprecedented Expansion of the Global Middle Class, February 2017.



# The global security market



The global security market

19

## THE GLOBAL MARKET FOR TECH-ENABLED SECURITY SERVICES – REVENUE BY GEOGRAPHY

Tech-enabled security services (USD billion)	2019A	2021E	2024E	CAGR 2019-24E
Americas	23.2	24.3	30.1	5.4%
EMEA	15.1	16.1	20.1	5.9%
APAC	21.0	23.4	31.0	8.1%
<b>Total</b>	<b>59.3</b>	<b>63.8</b>	<b>81.2</b>	<b>6.5%</b>

## THE GLOBAL MARKET FOR GUARDING SERVICES – REVENUE BY GEOGRAPHY

Guarding services (USD billion)	2016A	2021E	2024E	CAGR 2016-26E
Americas	39.7	45.2	52.7	2.9%
EMEA	34.4	38.2	45.4	2.8%
APAC	29.1	44.6	59.8	7.5%
<b>Total</b>	<b>103.2</b>	<b>128.0</b>	<b>157.9</b>	<b>4.3%</b>

### GROWTH OPPORTUNITY GLOBALLY

While there are only a limited number of truly global full-service providers in the market, such as Securitas, there are numerous smaller regional and local security services providers. The total market is well diversified from both a geographical and an industrial perspective. We expect the security solutions market to display higher growth than the overall market in the near and medium term given the increasing demand for such solutions.

The global security services market is an attractive market that is characterized by predictable growth. There are certain emerging areas of the industry, such as security solutions, that are in the early commercialization stage and are expected to experience significantly higher growth rates compared to more stable areas such as guarding services.

### TECH-ENABLED SECURITY SERVICES MARKET

Tech-enabled security services include both systems integration (design, sales, installation and project management of integrated systems) and alarm monitoring (constant monitoring by a certified monitoring center and other security services). Technology-enabled security systems are often based on physical products and components, such as access controls (entry and exit management), video surveillance, fire detection, intrusion detection, alarm systems (perimeter detection and interactive monitoring) and other security systems. The segment also includes maintenance services and technical installations. Technology-enabled security systems form an essential part of any modern security solution and enable the collection and analysis of data, which in turn result in an improved client offering.

### GUARDING SERVICES MARKET

Guarding services can be provided in several different ways, such as on-site, mobile and remote. The main difference between these types of guarding services is the format in which they are delivered: on-site involves stationary guarding, mobile services are delivered during certain hours of the day, and remote services are fully digital, carried out using surveillance cameras.

### SECURITY SOLUTIONS MARKET

Using a combination of various services provides opportunities for comprehensive consultation, design and installation of security systems. Combining security solutions with technology creates an opportunity to meet the complex demands of global clients and increase client retention. In addition, security solutions are provided in a more proactive manner, which we believe strengthens the relationship between the provider and the client and creates long-lasting partnerships.

Source: Omdia, Security Systems Integration Report – Analysis 2022, December 2021 and Omdia, Commercial Remote Monitoring Services Report 2020, June 2020 and the Freedonia Group, Global Security Services, April 2022.

# Shaping the new Securitas

On December 8, 2021, we announced that we had entered into an agreement to acquire the Electronic Security Solutions business from Stanley Black & Decker Inc. The acquisition of STANLEY Security was completed on July 22, 2022, allowing us to transform the dynamics of the security industry by combining global presence, connected technology and intelligent use of data.

Our strategy is to deliver comprehensive, scalable, and innovative security solutions to meet our clients' increasingly complex security needs. By combining Securitas' offering with STANLEY Security's complementary offering of technology-enabled security and geographical coverage, we are creating a stronger player in order to enhance our offering of security solutions and to enable accelerated innovation.

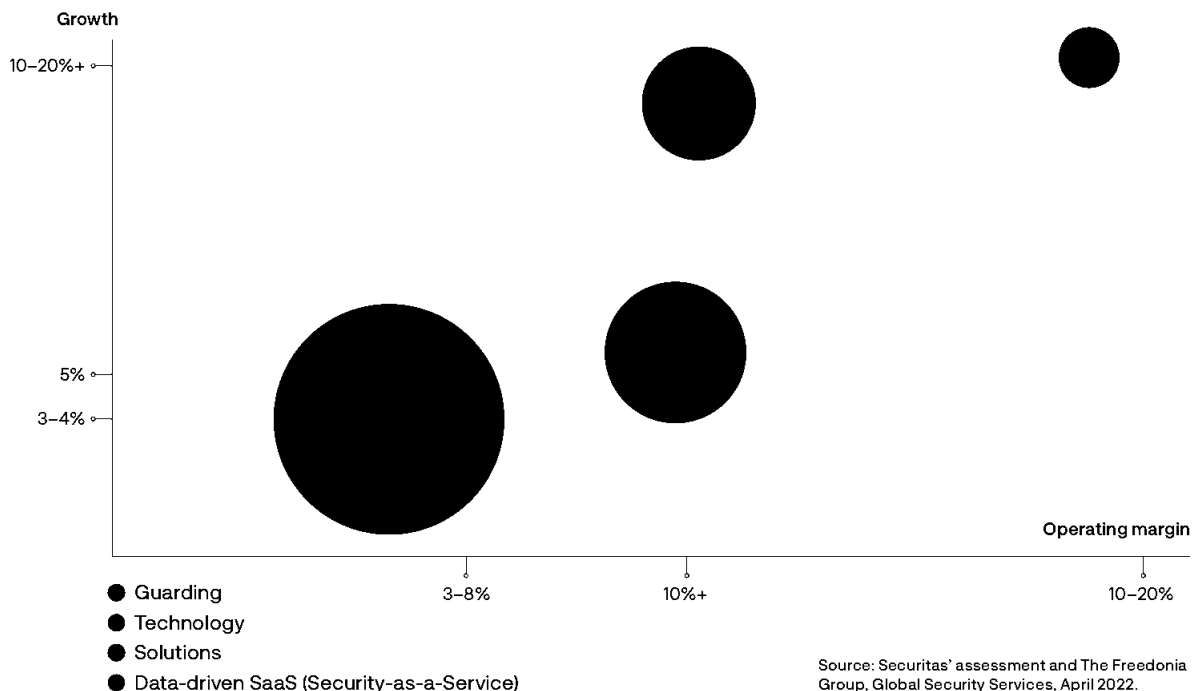
Our strategy also involves becoming a security solutions partner with world-leading technology and expertise, and we have taken significant industry-changing steps towards this goal. Over the last ten years, we have gradually enhanced our offering by

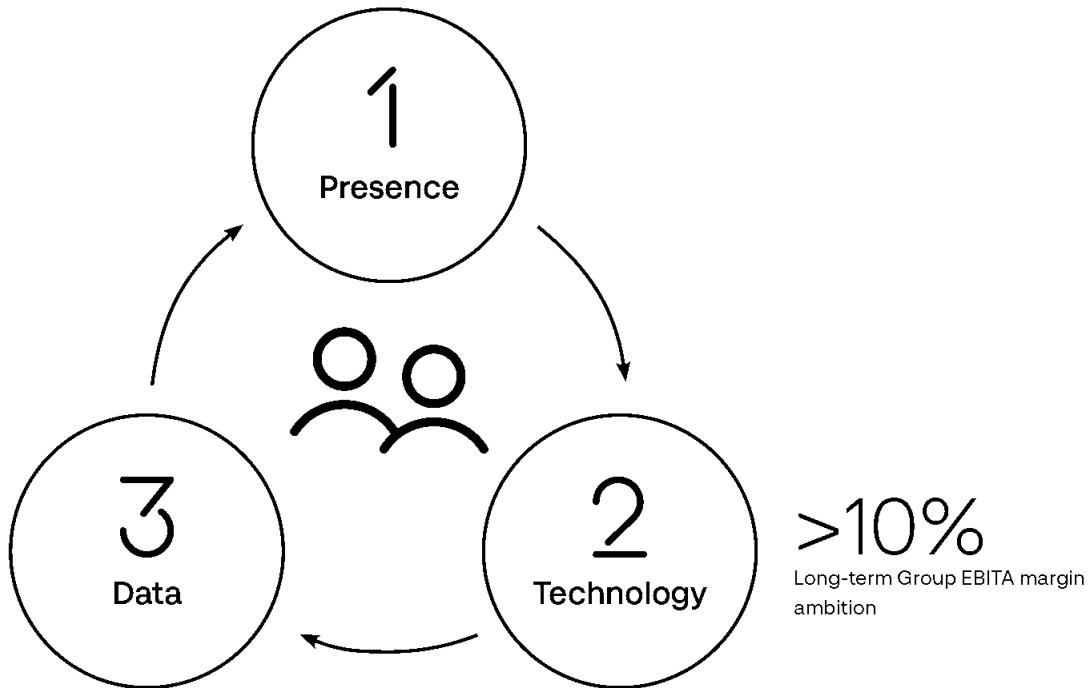
adding additional security services, and we are now able to offer a strong, comprehensive portfolio of services.

We are creating a company that is unique, and we are positioning ourselves as the leading security solutions company – a position that will allow us to deliver higher growth and profitability in the future through the following four strategic areas:

- Taking the lead within technology
- Quality guarding services focused on profitability
- Creating a global security solutions partner
- Leveraging a global platform to drive innovation

## Positioning Securitas in higher growth and margin markets





### FUTURE VALUE DRIVERS

We believe that creating new innovative and data-driven solutions requires a solid foundation based on three main capabilities: the power of presence, technology and data. Using these capabilities, we aim to change how security services and solutions are provided to clients.

With these three elements in place, we see significant opportunities for growth across a number of different market segments and expect to yield high client value and develop new innovative services that proactively meet evolving client needs.

### PRESENCE

Presence is all about having professional people with the security and safety expertise needed to offer protective services, but who are also able to respond if something happens.

Our vast number of employees across the world and complementary presence from the acquisition of STANLEY Security add significantly to our knowledge of local markets.

### TECHNOLOGY

Technology is becoming more important and provides as a platform for building a leading technology and connectivity offering, supporting the shift to cloud and subscription-based business models, and designing, installing, serving and providing maintenance with connected technology, cameras and sensors.

In addition, we have a dedicated innovation team in place with expertise in user experience, AI, big data and digitized products. The team is focusing on developing a portfolio of digital products with higher profitability potential.

### DATA

How we generate data is important. Equally important, however, is how we leverage data to enhance the security equation for clients and to drive innovation. To enable seamless communication between us and our clients, we have developed a digital channel that unlocks the possibility to digitize our security officers' reporting records and serves as a rich source of data.

The acquisition of STANLEY Security has provided access to new, large data sets from installed technology. Each connected device streams data from anywhere between ten and several hundred sensors. This additional source of data is expected to significantly improve our opportunities to create new, innovative and data-driven intelligent solutions.



# New financial targets

## Superior growth

Technology and solutions annual average real sales growth<sup>1)</sup>

- A leading global technology and solutions provider with strong position in key geographical markets
- Compelling solutions and cross-selling opportunities
- Attractive M&A opportunities after deleveraging phase

## Higher margins

Group EBITA margin by year-end 2025

- Increased exposure to high-margin technology and solutions market
- Strong cost synergies
- Margin enhancement through business transformation programs
- Active portfolio management and continuous review of non-performing contracts

Long-term EBITA margin ambition

## Operating cash flow

Of operating income before amortization

## Capital structure

Net debt to EBITDA-ratio


## Dividend policy

Of annual net income over time

<sup>1)</sup> For the 2022-2026 period.


# Focus areas for reaching our targets

Illustrative growth and profitability profile of various security services



1

## Taking the lead within Technology



Outstanding position in the technology market by teaming up with STANLEY Security to deliver superior growth.

High recurring revenue, with technology platform further driving shift to cloud and subscription-based business models and growing recurring revenue.

2

## Guarding services focused on profitability



Profitability focus through active portfolio management in the stable high recurring revenue guarding business with a client retention rate of approximately 90%.

Scale, transparency and efficiency gains with digital leadership and acceleration towards solutions.

3

## A global security solutions partner



A security solutions partner with leading technology and expertise.

Well positioned to serve the comprehensive and increasingly complex needs from global clients to SMEs, through client-specific combination of six protective services.

4

## A global platform to drive innovation



A strong global technology platform to drive innovation for next-generation solutions.

Strengthened proposition and profitability upside by scaling technology and solutions.

Technology



# A leading position within Technology

Through the acquisition of STANLEY Security, we have added a strong base of recurring revenue and strengthened our recurring monthly revenue mix with a focus on higher-margin revenue streams and stability. We have also added critical mass and market density in 11 of our key strategic markets, where we now expect to command a top-three market position, meaning that we will have the number one, two or three market position in these countries. This local market strength and presence is a significant factor when it comes to growth potential as it relates to market relevance for our existing and potential new clients.

STANLEY Security combined is poised to become a leader in the industry expected to generate significant client value by offering enhanced technological capabilities that will be critical to our clients going forward. Thanks to Securitas Technology's development and partnering initiatives, we will be able to offer an industry-leading, holistic portfolio of products and innovative solutions.

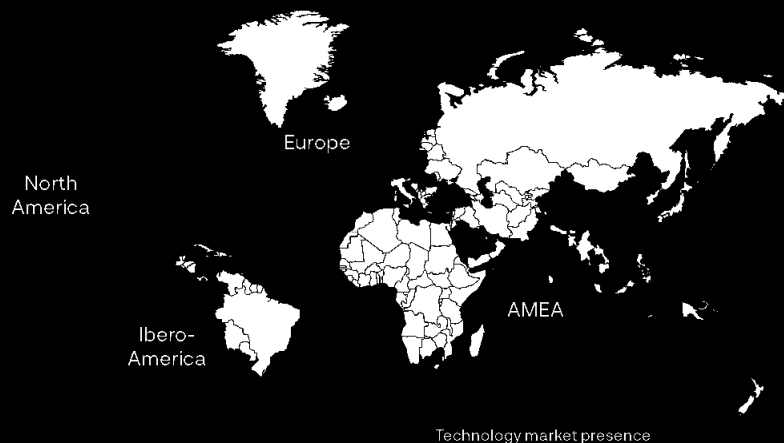
Our global technology presence, expanded intelligence services, and enhanced capabilities lend themselves extremely well to filling and addressing an industry void.

With its global strength and presence combined with local execution capability, Securitas Technology (legacy Securitas Electronic Security) and

## A global leader in technology with significant growth opportunity

Strong estimated market position in strategic markets

Including the United States, Sweden, France, Spain, Norway, Finland, the Netherlands, the United Kingdom, Belgium, Canada and Denmark.



Source: Management estimates.



### Leading platform to continue to grow faster than the market

#### GLOBAL SALES TEAM

- Implement organic sales growth strategy and best practice benchmarking to drive data-driven investments
- Dedicated sales organization more than tripled in size

#### CROSS-SELLING


- Cross-selling of guarding, monitoring, maintenance and installation services
- Expanded technology capabilities and critical mass to drive cross-selling market opportunities

#### INNOVATION

- Development of cloud and subscription-based innovative offerings
- Capitalize on shorter technology replacement cycles
- Accelerating innovation for clients via partnerships

#### COMMERCIAL SYNERGIES

- Strengthened position in the global client and SME segments
- Improved solutions capability



We will be able to offer an industry-leading, holistic portfolio of products and innovative solutions.

## Guarding

# 2

# Quality Guarding services with focus on profitability

We have a strong track record in our Guarding business in terms of the quality that we deliver, client retention and our continuous price and wage balance management. We are proud to serve many of the most esteemed brands in the world and count them not only as close clients, but also as partners in our development.

Guarding services include on-site, mobile and remote guarding and are important parts of the security equation of tomorrow. Guarding can be a highly successful business when managed well, with long-term client relationships creating stability and strong cash generation.

A few years ago, we identified two areas that needed to be addressed. The first was the highly manual nature of the Guarding business. At the time, we were not working digitally, which

meant that all of our processes were less efficient and made it difficult to scale up while maintaining favorable profitability.

The second was that several parts of the portfolio had unsatisfactory profitability. To rectify this, we identified two important initiatives to strengthen the Guarding business.

The first involved the introduction of extensive transformation programs, the first of which was initiated with Global IT and North America back in 2019. The second involved taking a much firmer and more active approach to portfolio management. These measures allow us not only to enhance the quality of our client offering but also to improve the profitability and value that we generate in the Guarding business in the years to come.





We are proud to serve many of the most esteemed brands in the world and count them not only as close clients, but also as partners in our development.

#### TRANSFORMATION PROGRAMS

We strive to be data-driven and efficient in everything we do and are confident that this will contribute to improved quality and ultimately add value for our clients. To accomplish this, we have invested in extensive IT modernization in the Group.

The programs are aimed at streamlining our business processes and organization, and we see that they pave the way for higher client value through improved reporting and interaction channels as well as new digital services. We continue to fine-tune the business transformation programs to achieve further cost savings, efficiency gains and improved value realization.

We develop our guarding services through greater modernization and specialization as well as training and efficiency, freeing up time for the branch managers to spend with clients. Modern tools and applications also simplify internally and help us to recruit and retain employees.

#### ACTIVE PORTFOLIO MANAGEMENT

Our ongoing and completed IT and business transformation programs have not only modernized our operations but also increased the transparency. We have now a clearer overview of the contract portfolio and are able to review the margin levels of our guarding contracts in further detail.

By analyzing the client portfolio, we have developed a model to assess profitability per client contract as well as profitability levels. These can be divided into three categories:

- client contracts with healthy profitability
- client contracts with low profitability, and
- client contracts with inadequate profitability

For contracts with low or inadequate profitability, active portfolio management is applied, meaning that we put a clear strategy into place, aimed at one of the following:

- accelerating a transition to higher margin solutions contracts
- renegotiating more suitable profitability margins,
- or in certain cases, preparing for strategic exits



Solutions

3

# A global security solutions partner

Our security solutions comprise combinations of various security services such as on-site, mobile, or remote guarding, technology, fire and safety, and corporate risk management, possibly in combination with software and reporting. The combination of guarding and technology-enabled security services utilizing data collection and software allows for customized services that meet and exceed clients' current needs. As such, guarding services can be tailored to create new solutions for clients, enabling an improved offering and resource efficiency.

This creates a symbiotic relationship that elevates the services offering and allows security services providers to reach contact points higher up in the hierarchy of the client's organization.

In addition to tailored solutions, standardized packages – including, for example, several cameras combined with mobile and or remote guarding – are also offered. Such packages are especially targeted at small and medium-sized clients. The packages allow for a short sales cycle and rapid deployment of services for clients. Depending on the security solution offered, we can invest in technology installed at the client's site, adding further value for them.

## An unrivalled client base and solutions offering

Risk analysis is an important prerequisite for designing optimized security solutions

SMEs

Global clients

On-site guarding

Corporate risk management

Fire and safety

Mobile guarding

Remote services

Technology

Digital client interface

Solutions encompassing different protective services needs

Standardized packages

Tailor-made solutions



Depending on the security solution offered, we can invest in technology installed at the client's site, adding further value for them.

Innovation

4

# A global platform to drive innovation

Thanks to our presence, technology and data, we have now laid the foundation for new data-driven and enhanced solutions, with the acquisition of STANLEY Security allowing us to enhance the strength of the vertical and our geographic presence as well as our digital presence in a number of key markets. Our geographical footprint and combination of core protective services and technology provide us with unique and massive sets of data from security officers, clients, and technological systems and devices. With this, we have created the foundation to innovate scalable products and services – some of which are already on the market in several countries.

MySecuritas is the foundation for digitalizing our client interaction and bringing new digital services to the market. Through MySecuritas we have the capability to deliver a range of services as Mobile Guarding, ID Protection, Remote Services, and Risk Prediction to several markets.

During the year, we established a new, Securitas Digital business unit, which is tasked with ensuring that we are enhancing our work in terms of innovation and act as an enabler and co-creator for the entire Group. This is important when it comes to our long-term ambition of reaching a 10 percent EBITA margin since this is an area where we have very promising opportunities in terms of our development over the next three to five years.

This area is interesting from a client perspective since it provides us with significantly better knowledge. It also offers a completely different type of scalability since it allows us to innovate and deploy solutions digitally, which could impact thousands of clients which is attractive from a value-generation perspective.

Presence

Industry-leading innovative ecosystem of future-proven security-as-a-service solutions

Long-term Group EBITA margin ambition

Data

Technology

## Scalable, bespoke intelligent services with >20% margin potential

We put the client at the center of innovation by equipping our people with integrated tools. As we digitalized our frontline officers in 2022, we created multiple opportunities. Using the data and insights collected by our security officers and incidents will help us to identify correlations and next-best actions. The connection between frontline officers and technological devices and systems is a combination that will allow us to free up time for our officers to deliver even higher-quality service.

In 2021, we established a framework and platform to evaluate, and test-pilot innovative ideas connected to digital abilities. We now have a defined process in which we identify, assess, prioritize, and invest in an idea all the way from concept to prototype through to implementation. During 2022, 16 out of 114 ideas reached the concept stage, one of which is already in production: a Safety Report for multi-site clients, with instant and actionable insights on the client's strengths and weaknesses when it comes to safety including fire, crime, accident, and property damage prevention.

However, innovation is not only limited to the invention of new products and services. The real and long-term impact comes from cultural change across our business. This is a dual approach.

An AI council was also established to leverage the AI capabilities when it comes to driving client intimacy and productivity internally. An example of how we apply AI to be more proactive and closer with our clients is the recently developed churn prediction tool. It helps us to understand if we need to be more proactive in adjusting the contracts, to prevent churn.

Having a stronger innovation culture at Securitas has the potential to strengthen us in several dimensions, not only commercially. Innovation initiatives with people, the planet and profit in mind will generate premium solutions and strengthen our brand. It will add to our employee value proposition and attract talent, and it will make Securitas more resilient to major macro changes.



We have created the foundation to innovate scalable products and services.



This corporate governance report, which has been prepared in accordance with the Swedish Annual Accounts Act and the Swedish Corporate Governance Code (the Code), provides key information concerning compliance with the Code, about our shareholders, the Annual General Meeting, the Nomination Committee, the Board of Directors and their work, including committees, remuneration and the division of responsibilities throughout the governance structure. This section also covers Securitas' system of internal control and risk

management, which is the responsibility of the Board of Directors according to the Swedish Companies Act and the Code. This description does not form part of the Annual Report.

In the Internal control section pertaining to risk, we have opted to widen the scope of our description and explain how enterprise risk management works in the broader perspective regardless of the type of risk, which means that our focus is not confined to risk related to internal controls over financial reporting. Fulfilling

our strategies and objectives while maintaining an appropriate risk level is imperative, which is why risk management procedures span all levels of the organization.

Securitas has published its principles for corporate governance in previous Annual Reports. A separate section on the Group website contains the Articles of Association and other key company documents.

Read more at [www.securitas.com/en/corporate-governance](http://www.securitas.com/en/corporate-governance).

## CORPORATE GOVERNANCE REPORT

Governance in Securitas	33
Board of Directors	40
Group Management	42
Proactive risk management and internal control	44
Signatures of the Board of Directors	47
Auditor's report on corporate Governance statement	47

# Governance in Securitas

Securitas' structure for corporate governance aims to ensure that the Securitas Group is run sustainably, ethically, responsibly and as efficiently as possible with the shareholders of Securitas' best interests at heart. Securitas believes that good corporate governance is a prerequisite to ensure continued organic sales growth, improvement of operating margins and a successful integration of companies in the Group.

Securitas is a purpose-driven company with high ethical standards driven by our core values – Integrity, Vigilance and Helpfulness. We are committed to maintaining a high standard of integrity and compliance with applicable laws, regulations and any codes of conduct in the jurisdictions where we operate. Securitas complies with the Swedish Corporate Governance Code principle of “comply or explain” and has no deviations for 2022.

The highest decision-making body of the company is the shareholders' meeting, which resolves on the composition of the Board and the election of auditors. The election of the Board and the auditors is prepared by the Nomination Committee. The Board has formed an Audit Committee and a Remuneration Committee. The Board appoints the President and CEO, who in turn appoints the Group Management.

The Group is exposed to various risks and challenges and has established a Three Lines Model to handle its risks. The first line includes the operational management owning and managing local risks. The second line is the various risk and compliance oversight functions throughout different levels of the Group. The third line is the internal audit function, which is independent from management with direct reporting to the Board. Each of these three “lines” plays a distinct role within the organization's wider governance framework.

Securitas believes in a decentralized model where decisions are made by the person closest to the issue who can address the issue efficiently. The ability to make decisions and act within a set framework without having to seek approvals for daily tasks is an essential part of Securitas' DNA and central to our ability to be an agile, highly flexible, client-centric company. Yet, delegation of authority in a decentralized model has to be coupled with satisfactory controls and frameworks. Certain matters, for example strategy, policies, financial planning and compliance need centralized leadership, ownership and control for decentralization to work efficiently and effectively.

As part of our decentralized management approach, Securitas has to set strict financial targets and follow up the targets by continuously measuring and monitoring the Group's performance from the branch offices to Group level. The financial model makes it possible to monitor a number of key figures that can be understood by all managers. Each branch has its own statement of income, for which it is fully responsible. It also helps managers to understand the connection between risks and opportunities, and how various factors impact their areas of responsibility as well as how we can monitor and control these factors. Refer to pages 48–49 for more information.

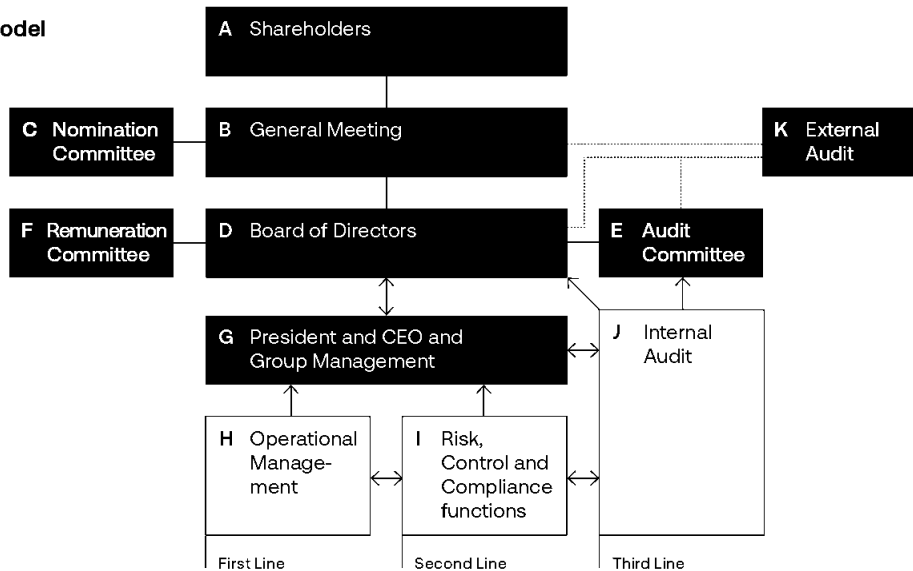
## Securitas Toolbox

Securitas' management model, “The Securitas Toolbox”, is strongly linked to our values – Integrity, Vigilance and Helpfulness. During 2022, an updated version of the Toolbox was released, which builds on the previous version with added specialist knowledge from hundreds of contributors across the business. A key function of the Toolbox is to convey our corporate culture and create a shared platform through our

values. Securitas' Toolbox management model has a methodical structure that includes several well-defined areas or “tools” that serve as a framework at all levels. The different areas of the model describe how Securitas' managers are to conduct themselves in various aspects and stages of the company's operations. The model also describes the approach we are expected to take with regard to the market, our clients and employees.



## Governance model



### Key external governance instruments

The Swedish Companies Act, the Swedish Annual Accounts Act, the EU Market Abuse Regulation, Global Reporting Initiative (GRI), International Financial Reporting Standards (IFRS) and other accounting rules, Nasdaq's Nordic Main Market Rulebook for Issuers of Shares and the Swedish Corporate Governance Code.

### Key internal governance instruments

Articles of Association, procedures for the Board and its committees, instruction for the President and CEO, strategies, policies and instructions and Securitas Values and Ethics Code.

## A SHAREHOLDERS

Securitas is listed on Nasdaq Stockholm in the Large Cap segment since 1991. The shareholders influence the overall direction of the company at the top of the governance structure. Strong principal shareholders provide considerable attention and interest in our business and establish commitment to the success of the business.

On December 31, 2022, the principal shareholders in Securitas were Carl and Eric Douglas who, through family and Investment AB Latour, held 10.9 percent (10.9) of the capital and 29.6

percent (29.6) of the votes, and Märta and Sofia Schörling who, through family and Melker Schörling AB, held 4.5 percent (4.5) of the capital and 10.9 percent (10.9) of the votes. For more detailed information about shareholders, see the table on page 157.

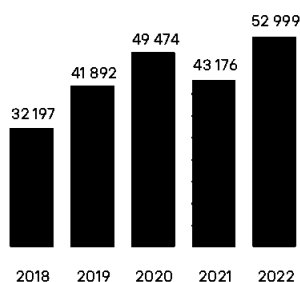
## B GENERAL MEETING

The General Meeting is the company's highest decision-making body and the forum for shareholders to exercise their influence. The General Meeting decides on changes to the Articles of Association. The Articles of Association contain no limitation on

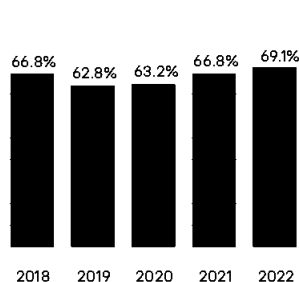
the number of votes that each shareholder may exercise at a shareholders' meeting. Each shareholder may thus vote for all shares held at the shareholders' meeting.

The Annual General Meeting of Securitas AB was held on May 5, 2022. Shareholders representing 56.1 percent (52.7) of the capital and 69.1 percent (66.8) of the total number of votes in the company participated. One of resolutions passed in 2022 was the authorization for the Board to resolve upon acquisition of the company's own shares. The Annual General Meeting also resolved on an authorization for the Board to resolve on new issue of shares with preferential rights for the company's shareholders, for the purpose of refinancing the bridge facilities that finance Securitas' acquisition of STANLEY Security. In light of the rights issue, it was also resolved to adjust the limits of the share capital and number of shares in the Articles of Association. The minutes from the meeting are available at [www.securitas.com](http://www.securitas.com). For information about election and remuneration of Board members, see section Board of Directors below.

Number of shareholders 2018–2022



Attendance 2018–2022 (% of voting rights)





## C NOMINATION COMMITTEE

The Nomination Committee is a body established by the Annual General Meeting with the task of preparing proposals regarding the election of Chair of the General Meeting, members of the Board, Chair, auditor, fees for the members of the Board including division between the Chair and the other Board members, as well as fees for committee work, fees to the auditor and, if necessary, changes of the instructions for the Nomination Committee.

As a basis for its proposals, the Nomination Committee takes into account the complete outcome of the evaluation of the Board and its work as well as the competence needed in the future. The Nomination Committee applies rule 4.1 of the Swedish Corporate Governance Code as its diversity policy and the committee has endeavored to establish a Board composition characterized by diversity and breadth regarding the qualifications, gender, experience and background of the Board members. The 2022 Annual General Meeting resolved to appoint Board members in accordance with the Nomination Committee's proposal.

Of the directors appointed by the Annual General Meeting, the Board consists of three women and five men. The percentage of women on the Board is 37.5 percent, which is slightly below the target level stipulated by the Swedish Corporate Governance Board. It is the ambition of the Nomination Committee to continuously

work to create and maintain an equal gender distribution on the Board.

Before each Annual General Meeting, during which the election of auditors takes place, the Nomination Committee also prepares motions regarding the election of auditors in consultation with the Board of Directors and the Audit Committee.

The Annual General Meeting 2022 adopted an instruction for the Nomination Committee, which includes a procedure for appointing the Nomination Committee, valid until a General Meeting resolves in a change. In accordance to this instruction the Nomination Committee shall be composed of representatives of the five largest shareholders in terms of voting rights registered in the shareholders' register as of August 31 in the year prior to the Annual General Meeting. Should a shareholder decline to appoint a representative to the Nomination Committee, a representative from the largest shareholder in turn shall be appointed.

However, provided that the Nomination Committee is composed by at least three members, the procedure shall only continue until eight shareholders have been asked in total.

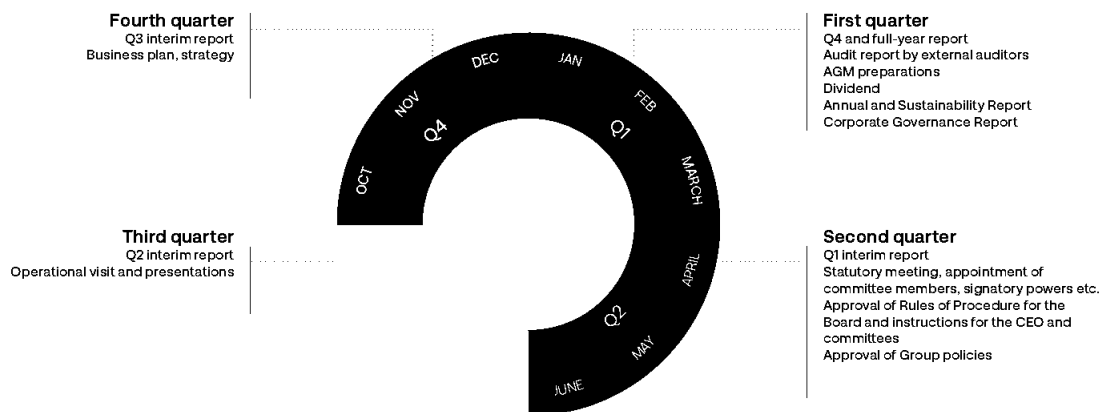
Refer to [www.securitas.com](http://www.securitas.com) for more information on the procedure for replacing members of the Nomination Committee who leave before its work is concluded or due to changes in the shareholder structure. The Chair of the Board shall convene the first meeting of the Nomination Committee and shall also be co-opted to the Nomination Committee. Based on these principles, the Nomination Committee consists of the members listed in the table below.

The Nomination Committee is to hold meetings as often as necessary to fulfil its duties, but at least one meeting annually. The Nomination Committee prior to the Annual General Meeting 2022 held three meetings.

### Nomination Committee prior to AGM 2023

Elected members	Share of votes as of August 31, 2022
Johan Hjertonsson, Investment AB Latour, Chair	29.6 %
Mikael Ekdahl, Melker Schörling AB	10.9 %
Fredrik Åtting, EQT AB	2.1 %
Henrik Didner, Didner & Gerge Fonder	1.9 %
Share of votes represented in the Nomination Committee	44.5 %

## Overview of the work of the Board of Directors



In addition to the topics listed, other areas are discussed continuously, such as operational performance, updates from divisions, strategy, market and competition, sustainability matters, acquisitions, insurance, credit risk, tax matters, legal matters and funding. Further, there are continuously updates from the Audit Committee and Remuneration Committee.

### D BOARD OF DIRECTORS

The Board of Directors has the overall responsibility for Securitas' organization and administration.

#### Composition of the Board of Directors

According to the Articles of Association, the Board of Directors should have between five and ten Board members elected by the Annual General Meeting, with no more than two Deputy Directors. The Directors and Deputy Directors are elected by the Annual General Meeting for the period up to and including the first Annual General Meeting to be held in the year after the Director or Deputy Director was elected. Securitas' Board of Directors has eight members elected by the Annual General Meeting, three employee representatives and one deputy employee representative.

The Annual General Meeting elected Jan Svensson as Chair of the Board. The Board has formed an Audit Committee and a Remuneration Committee.

For further information about the members of the Board of Directors and committees, including remuneration, see pages 40–41.

#### Responsibilities of the Board of Directors

The Board is responsible for the Group's organization and the man-

agement of the Group's business. The Board shall manage the Group's affairs in the interests of the Group and all its shareholders and ensure and promote a good company culture. The Board appoints the President and CEO.

The Board has adopted a number of Group policies. In addition to the Group policies, there are also divisional and local policies. Policies are critical for the Group as they establish boundaries for individuals as well as processes, relationships and transactions and implement relevant control procedures.

The Board ensures the quality of financial reporting through Group policies, procedures and frameworks, clear structures with defined responsibilities and through documented delegation of authority, which is further described in the enterprise risk management and internal control report, beginning on page 44.

#### The work of the Board of Directors

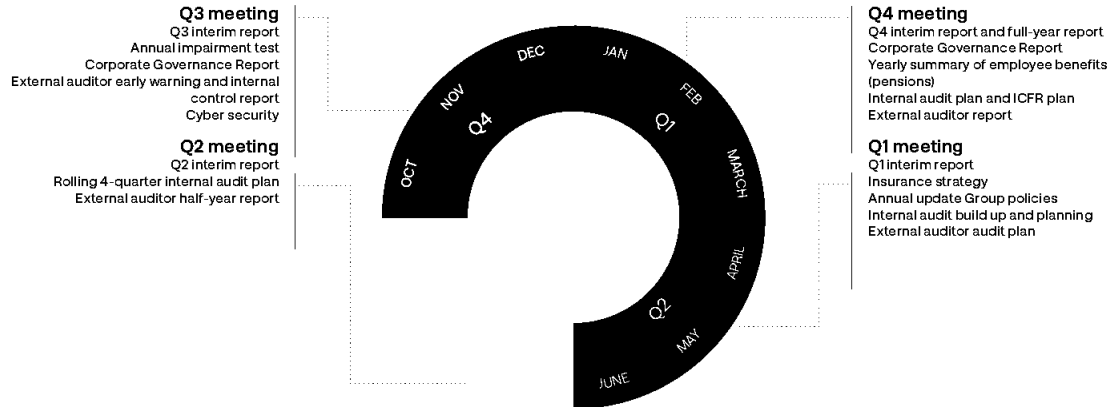
The activities of the Board and the division of responsibility between the Board and the President and CEO are governed by formal procedures documented in a written instruction, which is adopted by the Board each year after the Annual General Meeting. According to these procedures, the Board should determine, among

other things, the Group's overall strategy, definition of goals (including business, profitability and sustainability related goals), corporate acquisitions and property investments above a certain level, and establish a framework for the Group's operations through the Group's business plan. The Board also plays an important role in the ongoing process of identifying and evaluating significant risks faced by the Group.

The procedures include a work instruction for the President and CEO, as well as instructions for financial reporting. The procedures also prescribe that an annual evaluation of the work of the Board of Directors should be carried out. On a yearly basis, all Board members submit their answers to a questionnaire issued by the Nomination Committee about the quality of the work in the Board. Based on this report, an evaluation is made in the Board and in the Nomination Committee.

The Board meets a minimum of six times annually. The Board held 14 meetings in 2022, of which four were held per capsulam. The auditors participated in the Board meeting that was held in conjunction with the yearly closing of the books, where they presented the audit.

## Overview of the work of the Audit Committee



In addition to the topics listed, the meetings include a set rolling agenda with updates on accounting, treasury, acquisitions, risk/insurance, legal, tax, internal control, sustainability, enterprise risk management, IT/IS, follow-up of on-site visits, audit/consultancy costs and auditor independence.

### E AUDIT COMMITTEE

The Board has formed an Audit Committee, which operates under the instructions for the Audit Committee and meets with Securitas' auditors at least four times per year.

The Committee monitors the financial reporting, the effectiveness of internal control over financial reporting, internal audit activities and the risk management system to support the Board's quality control work. The Committee also stays informed about annual statutory audits. It assesses the external auditor's independence and receives information of, and approves the performance of, significant non-audit services.

The Committee presents its findings and proposals to the Board, prior to the Board's decision. The Committee met four times during 2022.

### F REMUNERATION COMMITTEE

The Board has also formed a Remuneration Committee to prepare decisions related to salaries, bonuses, share-based incentive schemes and other forms of compensation for Group Management, as well as other management levels if the Board of Directors so decides. The Committee presents its proposals, including a proposal of the Remuneration Report,

to the Board, for the Board's decision. The Committee held two meetings during 2022.

### Guidelines for remuneration

The guidelines for remuneration to Group Management that were adopted at the Annual General Meeting 2021 are still in force. The guidelines entail that remuneration to Group Management and their terms of employment should be competitive and comply with market conditions, to ensure that Securitas is able to attract and keep competent Group Management employees. The total remuneration to Group Management should consist of a fixed basic salary, variable remuneration, pensions and other benefits.

Thus, in addition to a fixed annual salary, Group Management may also receive variable remuneration, which shall be based on the outcome in relation to financial goals within the individual area of responsibility (Group or division) and which shall be aligned with the interest of the shareholders.

The complete guidelines for remuneration can be found at [www.securitas.com](http://www.securitas.com).

Additional information on remuneration to the Board of Directors and

Group Management and share-based incentive schemes to top managers and certain other key employees, including the outcome, see note 9.

### G PRESIDENT AND CEO AND GROUP MANAGEMENT

The President and CEO and Group Management are charged with overall responsibility for conducting the business of the Securitas Group in line with the strategy and long-term goals adopted by the Board of Directors. Among other tools and frameworks, the financial framework and the financial model is one important tool used by the President and CEO and Group Management to measure the execution of strategies and to guide the employees and organization toward achieving its objectives. For further information on Group Management, see pages 42–43.

### H OPERATIONAL MANAGEMENT (THE FIRST LINE)

The first line includes the country operational management which owns and manages local risks. Securitas' philosophy is to work in a decentralized environment where country operational management is primarily responsible for monitoring and ensuring compliance by local units with local laws and regulations and the Group policies and guidelines,



including any division-specific policies and guidelines. Local management is responsible for the establishment and continued operations of a system of procedures and controls that ensures the reliability of the company's management and financial reporting information in the most economical and efficient manner possible. This includes ensuring a minimum of key controls in order to mitigate relevant risks. Country operational management reports to Group Management through divisional management on operational matters and country controllers report through divisional controllers on financial reporting matters.

#### **I RISK, CONTROL AND COMPLIANCE FUNCTIONS (THE SECOND LINE)**

Within the second line, the Group has established a structure of compliance areas, with clear accountabilities for monitoring and supporting compliance in relation to each such compliance area, or "Vertical". Each Group policy belongs to a compliance area and each compliance area shall have a clearly documented owner and/or driver. In addition, the Group has defined "horizontal" for supporting harmonization and coordination of common processes applicable to all or several compliance areas.

The Group has established a number of committees and work groups, including the functions for Finance/Tax and ICFR, Corporate Finance/Treasury and Legal, Risk, Business Ethics and Insurance. Quarterly meetings are held with the President and CEO, the CFO, Senior Vice President Finance and Senior Vice President General Counsel, at which topics that will be reported to the Audit Committee are discussed. There is also a separate IT Board, Digital Security Steering Committee, Enterprise Risk Management Committee, Compliance working group, Ethics and Sustainability Board, Sustainability Council, Insider Committee, and an ICFR Board.

#### **J INTERNAL AUDIT (THE THIRD LINE)**

During 2020 the Audit Committee decided to formalize a new and independent Group Internal Audit. The Group Internal Audit is part of the integrated assurance agenda, executing a risk based audit plan in concurrence with second line assurance functions and external audit. All noted internal

audit findings, with mitigating action plans, are systematically monitored and followed up to ensure apt risk mitigation in the operation. All executed audit assignments are reported quarterly to the Audit Committee, Group Management and Business Management. Group Internal Audit reports directly and independently to the Audit Committee.

#### **K EXTERNAL AUDIT**

The Annual General Meeting 2022 elected Ernst & Young AB (EY) as the Parent company's and the Group's audit firm, with authorized public accountant Rickard Andersson as auditor in charge, for a period of one year.

The auditors' work is based on an audit plan, which is agreed upon in consultation with the Audit Committee and the Board of Directors. The auditors participate in all meetings of the Audit Committee and present their findings from the annual audit at the Board meeting held in February. In addition, the auditors should inform the Audit Committee on an annual basis of any services rendered, other than audit assignments, and any auditing fees received for such services or other circumstances that might affect the evaluation of the auditors' independence. The auditors should also participate in the Annual General Meeting to present the audit report and its conclusions.

The audit is performed in compliance with the Swedish Companies Act, generally accepted auditing standards in Sweden and International Standards on Auditing (ISA).

For audit fees and reimbursement to auditors, see note 11 and 45.

#### **AUDITOR IN CHARGE**

Rickard Andersson, born 1973, Authorized Public Accountant, Auditor in charge, Ernst & Young AB. Rickard Andersson has been the auditor in charge since 2021.

Other audit assignments:

Elekta AB (publ), Munters Group AB (publ) and SSAB AB (publ).

Member of FAR.



Governance in Securitas





**JAN SVENSSON**  
 Chair, born 1956  
 Chair of Securitas AB since 2021  
 Principa education: Degree in Mechanical Engineering and Master of Science in Business and Economics  
 Other assignments: Chair of AB Fagerhult, Billerud AB and Nobia AB, Director of Herenco Holding AB  
 Previously: President and CEO of Investment AB Latour 2003–2019 and CEO of AB Sigfrid Stenberg  
 Shares in Securitas: 78 728 Series B shares



**INGRID BONDE**  
 Born 1959  
 Director of Securitas AB since 2017  
 Principa education: BSc in Business and Economics  
 Other assignments: Chair of Alecta, Apoteket AB and tbd30 AB, Vice-Chair of Telia Company AB, Director of Husqvarna AB  
 Previously: CFO and Deputy CEO Vattenfall AB, CEO AMF, Chair of Hoist Finance AB, Swedish Climate Policy Council, Director General Swedish Financial Supervisory Authority, Director Loomis AB and Swedish Corporate Governance Board  
 Shares in Securitas: 5 342 Series B shares



**JOHN BRANDON**  
 Born 1956  
 Director of Securitas AB since 2017  
 Principa education: Bachelor of Arts in History  
 Other assignments: Director of Hexagon AB  
 Previously: Vice President of Apple International, Vice President of Apple Americas and Asia, and President and CEO of Academic Systems  
 Shares in Securitas: 10 000 Series B shares



**FREDRIK CAPPELE**  
 Born 1957  
 Director of Securitas AB since 2008  
 Principa education: BSc in Business Administration  
 Other assignments: Chair of Dometic Group AB, Rossignol SA, Laedi TopCo AB (parent company of the Ideal of Sweden group), Transcom AB and Zacco A/S, Member of the ICC Executive Board  
 Previously: President and Group Chief Executive of Nobia, Chair of Dustin Group AB, Byggmax Group AB, Terveystalo Oy, KonfiDents GmbH and Sanitec Oy, Vice-Chair of Munksjö AB  
 Shares in Securitas: 32 885 Series B shares




**GUNILLA FRANSSON**  
 Born 1960  
 Director of Securitas AB since 2021  
 Principa education: MSc in Engineering and Licentiate in Nuclear Science  
 Other assignments: Chair of Net Insight AB and Director of Ekel AB, Trelleborg AB, Nederman AB, Weibel Scientific A/S and Dunker Intressena  
 Previously: Part of Group Management team in Saab AB and different management positions in Ericsson AB  
 Shares in Securitas: 3 142 Series B shares



**SOFIA SCHÖRLING HÖGBERG**  
 Born 1978  
 Director of Securitas AB since 2005  
 Principa education: BSc in Economics and Business Administration  
 Other assignments: Vice-Chair Melker Schörling AB, Director Hexagon AB and Assa Abloy AB  
 Shares in Securitas: 7 071 428 Series A shares and 18 561 146 Series B shares<sup>1</sup>

## Board of Directors

41



**HARRY KLAGSBRUN**  
Born 1954  
Director of Securitas AB since 2021  
Principal education: BA in Journalism, MSc in Business and an MBA  
Other assignments: Chair of Harmar AB and Senior Advisor at EQT AB  
Previously: Partner at EQT AB, Director of Duni AB, Securitas Direct AB, Academedia AB, Gambro AB, Dako A/S, ISS A/S, Dometic Group AB, Piab AB and Press Ganey Inc  
Shares in Securitas: 157 142 Series B shares



**JOHAN MENCKEL**  
Born 1971  
Director of Securitas AB since 2021  
Principal education: MSc in Engineering  
Other assignments: Executive Vice President and Chief Investment Officer at Investment AB Latour, Chair of Bemsig AB, Nederman Holding AB, and Nord Lock Group, Director of Latour Industries AB, Saab AB and World Materials Forum France  
Previously: CEO at Gränges AB and Sapa Heat Transfer, Consultant at Accenture and founder of addnature.com  
Shares in Securitas: 15 714 Series B shares



Employee representative  
**ÅSE HJELM**  
Born 1962  
Director of Securitas AB since 2008  
Employee Representative, Vice-Chair of Salaried Employees' Union local branch, Norrland, Chair of the Securitas Council for Salaried Employees  
Shares in Securitas: 120 Series B shares



Employee representative  
**JAN PRANG**  
Born 1959  
Director of Securitas AB since 2008  
Employee Representative, Chair of Swedish Transport Workers' Union local branch, Securitas Göteborg  
Shares in Securitas: 1 100 Series B shares



Employee representative  
**MIKAEL PERSSON**  
Born 1966  
Director of Securitas AB since 2021  
Chair of Swedish Transport Workers' Union local branch, Securitas Värmland  
Shares in Securitas: 0 Series B shares

## Composition of the board and attendance in 2022

Board member	Position			Attendance			Total fee, SEK	Independent to company (6)	Independent to shareholders (5)
	Board of Directors	Audit Committee	Remuneration Committee	Board meetings	Audit Committee meetings	Remuneration Committee meetings			
Jan Svensson	Chair	–	Chair	14/14	–	2/2	2 655 000	Yes	No
Ingrid Bonde	Director	Member	–	14/14	4/4	–	1 090 000	Yes	Yes
John Brandon	Director	–	–	14/14	–	–	840 000	Yes	Yes
Fredrik Cappelen	Director	Chair	–	13/14	4/4	–	1 230 000	Yes	Yes
Gunilla Fransson	Director	–	Member	14/14	–	2/2	893 000	Yes	Yes
Sofia Schröding Högberg	Director	–	–	14/14	–	–	840 000	Yes	No
Harry Klagsbrun	Director	–	–	12/14	–	–	840 000	Yes	Yes
Johan Menckel	Director	Member	–	14/14	4/4	–	1 090 000	Yes	No
Åse Hjelm <sup>2</sup>	Director	–	–	13/14	–	–	0	–	–
Jan Prang <sup>2</sup>	Director	–	–	14/14	–	–	0	–	–
Mikael Persson <sup>2</sup>	Director	–	–	9/14	–	–	0	–	–



**MAGNUS AHLQVIST**  
President and CEO of Securitas AB\*  
Born: 1974  
Employed: 2015  
Shares in Securitas: 339 651 Series B shares,  
100 000 share options<sup>1</sup>



**ANDREAS LINDBACK**  
Chief Financial Officer  
Born: 1982  
Employed: 2011  
Shares in Securitas: 19 910 Series B shares



**HILLEVI AGRANIUS**  
Chief Information Officer  
Born: 1971  
Employed: 2019  
Shares in Securitas: 7 648 Series B Shares



**MARTIN ALTHÉN**  
President, Securitas Digital  
Born: 1968  
Employed: 2016  
Shares in Securitas: 31 535 Series B shares



**GREG ANDERSON**  
Divisional President Security Services North  
America  
Born: 1967  
Employed: 2010  
Shares in Securitas: 49 459 Series B shares



**HELENA ANDREAS**  
Senior Vice President, Group  
Communications & People  
Born: 1975  
Employed: 2019  
Shares in Securitas: 11 314 Series B shares



**TONY BYERLY**  
Global President, Securitas Technology  
Born: 1966  
Employed: 2016  
Shares in Securitas: 37 513 Series B shares



**JOSÉ CASTEJÓN**  
Chief Operating Officer, North American  
Guarding, Security Services North America  
Born: 1968  
Employed: 2007  
Shares in Securitas: 20 943 Series B shares




**JORGE COUTO**  
Divisional President, Security Services  
Ibero-America  
Born: 1970  
Employed: 1998  
Shares in Securitas: 25 520 Series B shares



**JAN LINDSTRÖM**  
Senior Vice President, Finance  
Born: 1966  
Employed: 1999  
Shares in Securitas: 37 734 Series B shares



**BRIAN RIIS NIELSEN**  
President Global Clients  
Born: 1966  
Employed: 2002  
Shares in Securitas: 14 270 Series B shares



**FRIDA ROSENHOLM**  
Senior Vice President, General Counsel, Group  
Legal, Risk & Business Ethics  
Born: 1974  
Employed: 2018  
Shares in Securitas: 16 102 Series B shares



**AXEL SUNDÉN**  
Divisional President, AMEA  
Born: 1982  
Employed: 2012  
Shares in Securitas: 4 712 Series B shares



**HENRIK ZETTERBERG**  
Divisional President, Security Services Europe  
Born: 1976  
Employed: 2014  
Shares in Securitas: 31 787 Series B shares

# Proactive risk management and internal control

Securitas' internal control system is designed to manage, rather than eliminate, the risk of failing to achieve business objectives. The system provides reasonable, but not absolute, assurance against material misstatement or loss, as well as compliance with the main policies.

Internal control over financial reporting is included as a part of the overall internal control of Securitas and constitutes a central part of the Group's corporate governance. The description below covers a broader perspective on how Securitas' internal control is organized, using a structure based on the COSO model, but also makes specific reference to items pertaining directly to internal control over financial reporting. On page 46, we describe Securitas' enterprise risk management process (ERM process), which sets the overall process for Securitas' proactive and continuous work with risk management and internal control. Securitas' insurance and claims strategy is to "act as if uninsured". Refer to page 45 for more information about insurance as a risk management tool.

## CONTROL ENVIRONMENT

The key features of Securitas' control environment include: the Board's rules of procedure which ensure clear terms of reference for the Board and each of its committees, a clear organizational structure with delegation of authority documented in a Group Approval Policy and Matrix, from the Board to the President and CEO and further to the Group Management. The Group Approval Policy also sets the boundary for all divisional and country approval policies. The control environment also includes the competence of employees and a series of Group policies, procedures and frameworks.

Emphasis lies on the competence and abilities of the Group's employees, with continuous training and development actively encouraged through

a wide variety of training programs and clear processes and routines to ensure employees can act quickly within the defined framework.

The Group has three fundamental values – Integrity, Vigilance and Helpfulness – to help the employees exercise good judgment and make decisions on a consistent basis. The Securitas Values and Ethics Code, and the Securitas' Business Partner Code of Conduct, set the high ethical standards that are a vital part of Securitas' operations and provides guidance for employees and business partners on how to act in an ethical and compliant way.

Policies and frameworks that apply to internal control over financial reporting are described in Securitas' Group policies, which include the company's model for financial control, the Group Internal Control over Financial Reporting Policy and in the Securitas Reporting Manual, which specifically focuses on reporting matters to ensure compliance with reporting requirements and rules. This creates an environment that supports reliable and accurate reporting.

## RISK ASSESSMENT

At the highest level, the Board considers where future strategic opportunities and risks lie and helps shape the corporate strategy. Balanced and focused risk management is necessary for the fulfilment of Securitas' strategies and the achievement of its corporate objectives.

Enterprise risk management (ERM) is an integral component of Securitas'

operations, and risk awareness is part of the company culture. Risk assessments are conducted within the framework of the Securitas ERM process, regardless whether the assessments pertain to operational, financial or strategic risks. Risk assessment is a dynamic process that aims to identify and analyze risks in relation to Securitas' objectives. It serves as the basis for implementing mitigating actions (reduce, transfer/ share or accept the risk in question) after considering the controls in place.

## GROUP-WIDE CONTROL ACTIVITIES

Internal control activities are established by frameworks, policies and processes, which help ensure that all management directives to manage risks are executed. The Group has a dedicated Internal Control function related to financial reporting (Group ICFR), which regularly informs the Audit Committee of the work performed. Controls are performed on several levels within the organization and are established based on the process concerned. One example is Securitas' internal control framework and the financial control activities specifically aimed at managing risks related to financial reporting. This includes methods and activities for securing assets, controlling the accuracy and reliability of internal and external financial reports, and ensuring compliance with defined guidelines. Control self-assessments are utilized within the ICFR domain. In 2022 a themed control self-assessment on master data management for key processes was run.

## INFORMATION AND COMMUNICATION


Securitas' channels for information and communication are constantly developed to ensure that all employees are given clear objectives and are made aware of the parameters that constitute acceptable business practices, as well as the expectations of the Board in managing risks. This provides a clear definition of the Group's purpose and goals, accountabilities and the scope of permitted activities of employees.

Systems and procedures have been implemented that support complete, accurate and timely financial report-

ing and provide management with the necessary reports on business performance relative to the established objectives. The Group reporting department regularly issues guidance on reporting matters and the reporting manual is available in a Group-wide database. Reporting units regularly prepare financial and management reports that are discussed at review meetings at different levels. These include an analysis of financial performance and risks for the organization to understand its responsibility with regard to internal control and its impact in relation to risks, goals and objectives.

## MONITORING

Monitoring is performed at different levels and by different functions within the organization depending on whether it is related to operational or financial reporting matters. Key functions include the Board of Directors, the Audit Committee, Group Management, Internal audit, committees and work groups, Group ICFR, the Group Legal function, the Business Ethics compliance function, the Digital Security function, the Group Risk function, and other compliance functions as well as local and divisional management.



## Insurance as a risk management tool

Securitas' insurance and claims strategy is to "act as if uninsured." This means that while external insurance is used to protect the balance sheet and minimize fluctuations in earnings, our day-to-day task is to perform our assignment as if we do not have any insurance in place.

### IMPORTANCE OF ACTIVE CLAIMS MANAGEMENT

Important parts of our risk management work involves taking a proactive approach to the risk Securitas takes on when entering into client contracts as well as ensuring that assignment instructions correctly reflect services provided to client with the aim to prevent claims from occurring. Another significant part of Securitas' risk management work involves active claims management, as well as ongoing claims analysis of losses with the aim of identifying the underlying driving forces in order to set up measures to mitigate future claims and thereby reduce the total cost of risk.

### PROCUREMENT STRATEGY

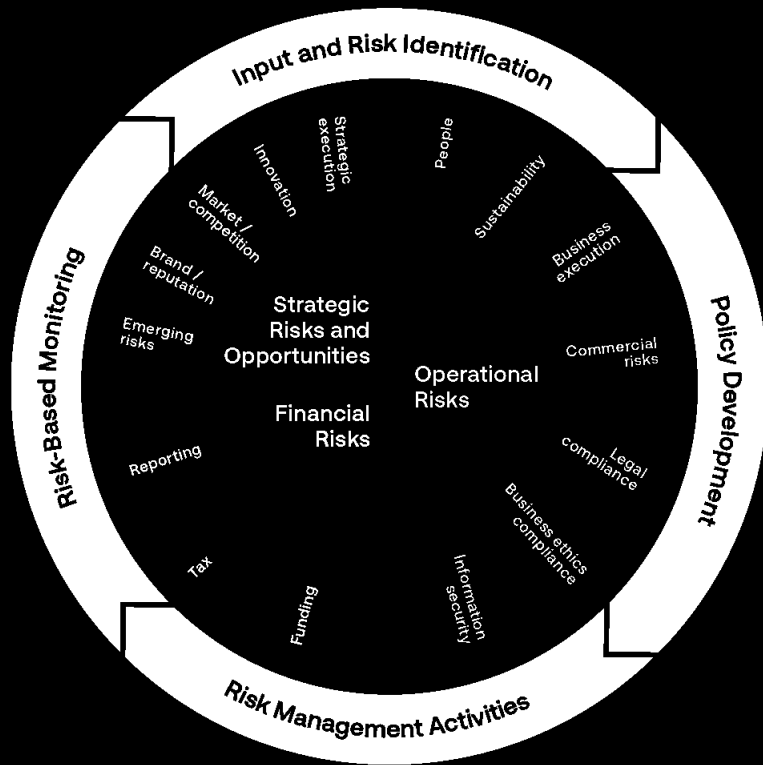
Insurance programs are procured with the objective of creating a balanced and cost-efficient protection against negative financial impact. Securitas seeks to achieve economies of scale through coordinated insurance programs.

### BENEFITS FOR OUR CLIENTS

An important advantage of our Global insurance programs is that our clients can be confident that Securitas' high-quality insurance cover is consistent in all markets.

Securitas is exposed to various types of risks in its daily business. When providing security services, Securitas manages not only its own risks, but also risks on behalf of its clients. A well working risk management is a key objective for all parts of the Group. Securitas' process for enterprise risk management (ERM) is well integrated into the business and seeks to identify, prioritize and manage the major risks to our operations at all levels and in all parts of the organization.

More information on each step of the process is to be found at [www.securitas.com](http://www.securitas.com)



### INPUT AND RISK IDENTIFICATION

The risk management process starts with risk identification and prioritization during the ERM planning process. Securitas' risks have been classified into three main categories: Operational Risks, Financial Risks, and Strategic Risks and Opportunities.

The major risk focus areas for the coming year are decided by the ERM Committee which includes representatives from Group Management. These risks will have a special focus by the Group Management team the coming year including monitoring of risk mitigation actions. Additionally, a number of other risks are identified for which the company assigns special focus the coming year, but which are treated on a continuous basis by the divisions and countries and are monitored as part of the overall ERM process. The yearly risk assessment process is coordinated by the risk organization led by the Group Risk function. The Group Risk function is also responsible for maintenance of the risk register, which is updated annually primarily based on input from all levels of the internal organization but also based on the external factors such as macro-economic factors.

### POLICY DEVELOPMENT

The next step in the process is to assess whether new policies need to be issued or existing policies need to be updated. Securitas' Group policies, which is one of the cornerstones of Securitas' ERM process, establish the framework for all policies and compliance monitoring in the Group.

The Group policies are developed by management and key policies are approved by the Board of Directors. A general policy update is released after the statutory Board meeting in May every year, but specific policies are also issued or updated when necessary throughout the year. Some of the key policies that are relevant for governance perspectives are Corporate Governance policy, Group Contract policy, Securitas Values and Ethics Code, Whistleblowing policy, Communication policy, Anti-Bribery and Anti-Corruption policy, Fair competition and Anti-trust policy, Privacy policy and Insider policy.

### RISK MANAGEMENT ACTIVITIES

The third step of the process is the risk management activities. The Board of Directors has the ultimate responsibility for governance of risk

management while the accountability for managing risks and for implementing and maintaining control systems in accordance with Group policies is clearly assigned to management at Group, divisional and local level. Specifically, divisional management are responsible for all aspects of the operations in their divisions, including operational risk management and risk minimization as well as creating risk awareness throughout the division. Operating unit managers and country risk managers are responsible for ensuring that risk management is part of the local corporate culture at all levels within a country.

### RISK-BASED MONITORING

The identified risks and adopted policies set the structure for the fourth step of the process – Risk-based monitoring. Major risks are monitored utilizing various tools and methods best suited for the respective risk domains such as; self-assessments, audits, risk and control diagnostics, and/or are subject to other monitoring activities throughout the year. Monitoring permeates all levels throughout the organization and is performed by different functions.



## Signatures of the Board of Directors

Stockholm, March 30, 2023

Jan Svensson  
Chair

Ingrid Bonde  
Director

Fredrik Cappelen  
Director

Sofia Schörling Högberg  
Director

Johan Menckel  
Director

Jan Prang  
Director  
Employee Representative

Magnus Ahlqvist  
President and  
Chief Executive Officer

John Brandon  
Director

Gunilla Fransson  
Director

Harry Klagsbrun  
Director

Åse Hjelm  
Director  
Employee Representative

Mikael Persson  
Director  
Employee Representative

## Auditor's report on the corporate governance statement

(translation of the Swedish original)

To the general meeting of the shareholders of Securitas AB (publ), corporate identity number 556302-7241.

### ENGAGEMENT AND RESPONSIBILITY

It is the Board of Directors who is responsible for the corporate governance statement for the year 2022 on pages 32–46 and that it has been prepared in accordance with the Annual Accounts Act.

### THE SCOPE OF THE AUDIT

Our examination has been conducted in accordance with FAR's standard RevR 16 The auditor's examination of the corporate governance statement. This means that our examination of the corporate governance

statement is different and substantially less in scope than an audit conducted in accordance with International Standards on Auditing and generally accepted auditing standards in Sweden. We believe that the examination has provided us with sufficient basis for our opinions.

### OPINIONS

A corporate governance statement has been prepared. Disclosures in accordance with chapter 6 section 6 the second paragraph points 2-6 the Annual Accounts Act and chapter 7 section 31 the second paragraph the same law are consistent with the annual accounts and the consolidated accounts and are in accordance with the Annual Accounts Act.

Stockholm, March 30, 2023  
Ernst & Young AB

Rickard Andersson  
Authorized Public Accountant



### Capital-usage-related factors

In general, Securitas' operations are not capital intensive. Accounts receivable tie up the most capital. The sixth key figure is **Days of sales outstanding (DSO)**. Payment terms and effective collection procedures are decisive in determining how much capital is tied up in accounts receivable. These figures are followed up on an ongoing basis at all levels in the organization.

### Group

Operating capital employed as % of sales
Cash flow from operating activities as % of operating income before amortization
Free cash flow
Return on capital employed
Free cash flow in relation to net debt

### Operations

<b>Days of sales outstanding</b>
Operating capital employed as % of sales
Cash flow from operating activities as % of operating income before amortization
Return on capital employed

## RELATIONSHIP BETWEEN INCOME, CASH FLOW AND BALANCE SHEET

### Statement of income

The statement of income is broken down according to function, making responsibility for each profit level clear. Managers with operational responsibility can easily see what is expected of them and concentrate on the factors they can affect. Gross margin and operating margin are key indicators, and used in reviewing operations at both divisional and Group level. Amortization of acquisition-related intangible assets, acquisition-related costs, financial items and taxes are monitored separately.

is defined as operating income less investments in non-current tangible and intangible assets (including equipment for solution contracts) plus reversal of depreciation, change in accounts receivable and change in other operating capital employed.

Free cash flow is cash flow from operating activities less net financial items paid and current taxes paid. Cash flow for the year is arrived at when cash flow relating to acquisitions and shareholders' equity is deducted from free cash flow.

corresponds to cash flow for the year plus the change in loans and lease liabilities, translation differences and also the revaluation of financial instruments.

### Balance sheet

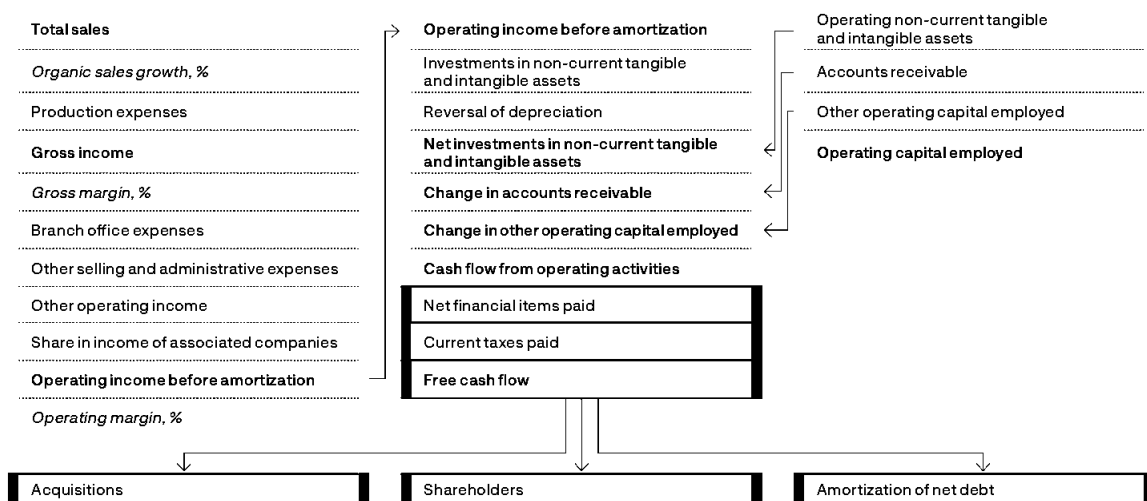
Securitas uses the terms "capital employed" and "financing of capital employed" to describe the balance sheet and financial position. Capital employed consists of operating capital employed plus goodwill, acquisition-related intangible assets and shares in associated companies.

### Statement of cash flow

In principle, operating income should generate the same amount of cash flow from operating activities. The cash flow is affected by investments in non-current tangible and intangible assets used in operations and by changes in working capital. Cash flow from operating activities is an important indicator at operational level. It

The consolidation of net debt in foreign currencies usually generates a translation difference that is reported separately. In addition, accounting standards require that certain elements of the net debt are revalued to market value after the initial recognition and this revaluation is also reported separately. The change in net debt

Operating capital employed, which consists of operating non-current tangible and intangible assets and working capital, is continuously monitored at the operating level to avoid unnecessary tied-up capital. Capital employed is financed by net debt and shareholders' equity.



This picture shows the connection between the statement of income, the statement of cash flow and the balance sheet. Different colors are used for the sake of clarity. Operating items. ■ Net debt-related items. ■ Goodwill, taxes and non-operating items. ■ Items related to shareholders' equity.



The formal annual accounts and the consolidated accounts comprise pages 51–129.

<b>REPORT OF THE BOARD OF DIRECTORS</b>	51	Note 1	General corporate information	67
<b>CONSOLIDATED FINANCIAL STATEMENTS</b>		Note 2	Accounting principles	67
Consolidated statement of income	60	Note 3	Definitions, calculation of key ratios and exchange rates	73
Consolidated statement of comprehensive income	60	Note 4	Critical estimates and judgments	76
Consolidated statement of cash flow	62	Note 5	Events after the balance sheet date	77
Consolidated balance sheet	64	Note 6	Revenue	78
Consolidated statement of changes in shareholders' equity	66	Note 7	Financial risk management	79
<b>NOTES AND COMMENTS TO THE CONSOLIDATED FINANCIAL STATEMENTS</b>	67	Note 8	Related party disclosures	87
		Note 9	Remuneration to the Board of Directors and senior management	87
<b>PARENT COMPANY FINANCIAL STATEMENTS</b>		Note 10	Segment reporting	91
Parent Company statement of income	119	Note 11	Operating income	94
Parent Company statement of comprehensive income	119	Note 12	Personnel	95
Parent Company statement of cash flow	119	Note 13	Depreciation and amortization	97
Parent Company balance sheet	120	Note 14	Remeasurement for hyperinflation	97
Parent Company statement of changes in shareholders' equity	121	Note 15	Net financial items	97
<b>NOTES AND COMMENTS TO THE PARENT COMPANY FINANCIAL STATEMENTS</b>	122	Note 16	Taxes	98
		Note 17	Acquisitions and divestitures of subsidiaries	99
<b>SIGNATURES OF THE BOARD OF DIRECTORS</b>	129	Note 18	Goodwill and impairment testing	102
<b>AUDITOR'S REPORT</b>	130	Note 19	Acquisition-related intangible assets	103
<b>QUARTERLY DATA</b>	135	Note 20	Other intangible assets	103
<b>SUSTAINABILITY NOTES</b>	138	Note 21	Right-of-use assets	104
<b>THE SECURITAS SHARE</b>	156	Note 22	Tangible non-current assets	105
<b>SECURITAS' HISTORY</b>	158	Note 23	Shares in associated companies	105
<b>FINANCIAL INFORMATION AND INVITATION TO THE ANNUAL GENERAL MEETING</b>	160	Note 24	Interest-bearing financial non-current assets	105
		Note 25	Other long-term receivables	105
		Note 26	Inventories	105
		Note 27	Accounts receivable	106
		Note 28	Other current receivables	106
		Note 29	Other interest-bearing current assets	106
		Note 30	Liquid funds	107
		Note 31	Shareholders' equity	107
		Note 32	Long-term liabilities excluding provisions	108
		Note 33	Provisions for pensions and similar commitments	108
		Note 34	Other long-term provisions	114
		Note 35	Short-term loan liabilities	114
		Note 36	Other current liabilities	114
		Note 37	Short-term provisions	115
		Note 38	Pledged assets	115
		Note 39	Contingent liabilities	115
		Note 40	Financial five year overview	117
		Note 41	Accounting principles	122
		Note 42	Events after the balance sheet date	122
		Note 43	Related party disclosures	123
		Note 44	Financial risk management	123
		Note 45	Administrative expenses and other operating income	125
		Note 46	Personnel	125
		Note 47	Other financial income and expenses, net	126
		Note 48	Taxes	126
		Note 49	Intangible assets	126
		Note 50	Machinery and equipment	126
		Note 51	Shares in subsidiaries	127
		Note 52	Shares in associated companies	127
		Note 53	Prepaid expenses and accrued income	127
		Note 54	Liquid funds	128
		Note 55	Shareholders' equity	128
		Note 56	Untaxed reserves	128
		Note 57	Long-term liabilities	128
		Note 58	Accrued expenses and prepaid income	128
		Note 59	Pledged assets	128
		Note 60	Contingent liabilities	128



# Report of the Board of Directors

The Board of Directors and the President of Securitas AB (publ.), corporate registration number 556302-7241, with its registered office in Stockholm, hereby submit the Annual Report and consolidated financial statements for the 2022 financial year.

## OPERATIONS AND CUSTOMER OFFERING

Securitas has a leading global and local market presence with operations in 44 countries. Securitas serves a wide range of clients of all sizes in a variety of industries and segments. Security solutions based on client-specific needs are built through different combinations of on-site, mobile and remote guarding, technology and solutions, fire and safety, and corporate risk management. We adapt our security solutions based on the risks and needs of each client through increased client engagement and continuously enhanced knowledge.

## ORGANIZATION

In 2022, the Securitas Group consisted of the business segments Security Services North America, Security Services Europe and Security Services Ibero-America. In addition, the Group conducts operations in Africa, the Middle East, Asia and Australia, which are included under the heading Other in the segment reporting in note 10.

## ACQUISITION OF STANLEY SECURITY

On December 8, 2021, Securitas announced it had signed an agreement to acquire the Electronic Security Solutions business from Stanley Black & Decker Inc. ("STANLEY Security") for a purchase price of MUSD 3 200 on a debt and cash free basis. All regulatory conditions were approved as communicated on July 14, 2022. The transaction was completed on July 22, 2022.

The acquisition of STANLEY Security has a significant impact on Securitas' reporting that should be considered when reading this Annual Report.

STANLEY Security was consolidated as of July 22, 2022, and is consequently included in the statement of income from this date. There are no income items relating to STANLEY Security in the comparatives except for transaction costs incurred by the Group prior to the date of acquisition. STANLEY Security is according to Securitas' definition of organic sales growth excluded from the calculation of this key ratio during the first 12 months from July 22, 2022. When organic sales growth for STANLEY Security is referred to, this is an estimate of how the acquired business is growing organically but this contribution is excluded from Securitas' organic sales growth. Real sales growth includes the contribution from STANLEY Security as acquired sales are included in the determination of this key ratio.

In the balance sheet STANLEY Security is included as of December 31, 2022, while the balance sheet for comparative periods does not include STANLEY Security.

The contribution to the operating cash flow and the free cash flow is based on the cash flow attributable to the period July 22 to December 31, 2022.

In our segment reporting STANLEY Security is included in Security Services North America and Security Services Europe.

## GROUP FINANCIAL TARGETS

The operating margin was 6.0 percent (5.6), with a target of reaching 8 percent by the end of 2025. The real sales growth of technology and solutions sales was 44 percent (8) in 2022 with an annual average target of 8–10 percent. The real sales growth of technology and solutions sales excluding STANLEY Security was 12 percent (8) in 2022. The net debt to EBITDA ratio was 4.0x (1.9) and the adjusted net debt to EBITDA ratio was 3.7x, with a target of below 3.0x. The operating cash flow was 71 percent (93) of operating income before amortization with an annual target of 70–80 percent.

## SALES

Sales amounted to MSEK 133 237 (107 700) and organic sales growth to 7 percent (4). STANLEY Security's contribution to sales was MSEK 7 736 of which approximately 63 percent was consolidated into North America and approximately 37 percent into Europe.

Organic sales growth was driven by Security Services Europe and Security Services Ibero-America. Security Services Europe had 9 percent (5), supported by price increases, good sales momentum within technology and solutions and the airport security business. Security Services Ibero-America showed 16 percent (6), primarily driven by price increases in Argentina and a strong performance in Spain. Security Services North America had 1 percent (3) organic sales growth, hampered by previously announced contract terminations and reduced corona-related extra sales but supported by price increases and good commercial momentum. Extra sales in the Group amounted to 13 percent (15) of total sales.

Real sales growth, including acquisitions and adjusted for changes in exchange rates, was 14 percent (5).

Technology and solutions sales amounted to MSEK 36 983 (24 105) or 28 percent (22) of total sales for the full year. Real sales growth, including acquisitions and adjusted for changes in exchange rates, was 44 percent (8). The acquired STANLEY Security business increased the technology sales volume and was the main contributor to real sales growth. Excluding STANLEY Security, real sales growth was 12 percent (8).

## Sales January – December

MSEK	2022	2021	%
Total sales	133 237	107 700	24
Currency change from 2021	-10 460	-	
Currency adjusted sales	122 777	107 700	14
Acquisitions/divestitures	-8 293	-211	
Organic sales	114 484	107 489	7

## OPERATING INCOME BEFORE AMORTIZATION

Operating income before amortization was MSEK 8 033 (5 978) which, adjusted for changes in exchange rates, represented a real change of 22 percent (28).

The Group's operating margin was 6.0 percent (5.6), an improvement driven by all business segments and supported by the acquired STANLEY Security business. The operating margin in STANLEY Security's North American operations is higher than in the European operations. Total price adjustments in the Group were ahead of wage cost increases for the full year.

### Operating income January – December

MSEK	2022	2021	%
Operating income before amortization	8 033	5 978	34
Currency change from 2021	-714	-	
Currency adjusted operating income before amortization	7 319	5 978	22

## OPERATING INCOME AFTER AMORTIZATION

Amortization of acquisition-related intangible assets amounted to MSEK -414 (-290), whereof MSEK -163 (0) related to the STANLEY Security acquisition.

Acquisition-related costs totaled MSEK -49 (-122). For further information refer to note 11.

Items affecting comparability were MSEK -1 086 (-871), whereof MSEK -632 (-380) related to the transformation programs in Europe and Ibero-America. Items affecting comparability also included MSEK -454 (-62) relating to the acquisition of STANLEY Security. For further information refer to note 11.

Operating income after amortization was MSEK 6 484 (4 695).

## FINANCIAL INCOME AND EXPENSES

Financial income and expenses amounted to MSEK -758 (-364), whereof MSEK -413 (0) related to financing of the STANLEY Security acquisition. The impact from IAS 29 hyperinflation was MSEK 134 (20) relating to the net monetary gain. Financial income and expense also include foreign currency gains, net, of MSEK 40 (24). Interest income and expense excluding the financing related to STANLEY Security increased due to increased interest rates. For further information refer to note 14 and note 15.

## INCOME BEFORE TAXES

Income before taxes amounted to MSEK 5 726 (4 331).

## TAXES, NET INCOME AND EARNINGS PER SHARE

The Group's tax rate was 24.6 percent (27.6). The full year tax rate decreased from 27.2 percent in the first nine months to 24.6 percent for the full year due to the reversal of tax provisions related to Spanish tax cases after a judgment from the Supreme Court in Spain in favor of Securitas. Refer to Spain – tax audit in Other Significant Events on page 56. The tax rate before tax on items affecting comparability was 26.6 percent (27.0).

Net income was MSEK 4 316 (3 134).

Earnings per share before and after dilution amounted to SEK 9.20 (7.14). Earnings per share before and after dilution and before items affecting comparability amounted to SEK 10.77 (8.66). The average number of shares outstanding used in the calculation of Earnings per share have been adjusted for the rights issue completed on October 11, 2022, which has consequently impacted the comparatives for Earnings per share.

## Condensed statement of income according to Securitas' financial model

MSEK	2022	2021
<b>Total sales</b>	<b>133 237</b>	<b>107 700</b>
Organic sales growth, %	7	4
Production expenses	-107 124	-87 855
<b>Gross income</b>	<b>26 113</b>	<b>19 845</b>
Selling and administrative expenses	-18 182	-13 953
Other operating income	52	43
Share in income of associated companies	50	43
<b>Operating income before amortization</b>	<b>8 033</b>	<b>5 978</b>
Operating margin, %	6.0	5.6
Amortization of acquisition-related intangible assets	-414	-290
Acquisition-related costs	-49	-122
Items affecting comparability	-1 086	-871
<b>Operating income after amortization</b>	<b>6 484</b>	<b>4 695</b>
Financial income and expenses	-758	-364
<b>Income before taxes</b>	<b>5 726</b>	<b>4 331</b>
Taxes	-1 410	-1 197
<b>Net income for the year</b>	<b>4 316</b>	<b>3 134</b>

Securitas' financial model is described on pages 48–49.

Operating items: ■ Net debt-related items.  
 ■ Goodwill, taxes and non-operating items. ■ Items related to shareholders' equity.

## DEVELOPMENT IN THE GROUP'S BUSINESS SEGMENTS

### Security Services North America

#### Sales and income

MSEK	2022	2021	Change, %	
			Total	Real
<b>Total sales</b>	<b>61 173</b>	<b>46 747</b>	<b>31</b>	<b>12</b>
Organic sales growth, %	1	3		
Share of Group sales, %	46	43		
<b>Operating income before amortization</b>	<b>4 611</b>	<b>3 191</b>	<b>45</b>	<b>25</b>
Operating margin, %	7.5	6.8		
Share of Group operating income, %	57	53		

Further information regarding the statement of income, cash flow and capital employed is provided in note 10.

Organic sales growth was 1 percent (3). The decline was primarily related to the terminated security contract within the healthcare client segment and the termination of the airport security contract in Hawaii, as previously communicated. The lower level of corona-related extra sales also had a negative impact compared to last year. Organic sales growth in Technology improved, supported by stronger installation sales in the second half of the year, although global supply chain issues and the labor shortage still prevailed. The strong performance in Pinkerton supported organic sales growth. The client retention rate was 85 percent (86).

Technology and solutions sales accounted for MSEK 15 634 (8 279) or 26 percent (18) of total sales in the business segment, with real sales growth of 69 percent (5) for the full year. The acquired STANLEY Security business in North America increased the technology sales volume and was the main contributor to real sales growth.

The operating margin was 7.5 percent (6.8), supported by all business units. The improvement in Technology was driven by the acquired STANLEY Security business, and by leverage from top-line growth in the legacy business. The operating margin in Guarding improved, supported by the finalized business transformation program and the previously mentioned contract terminations at below average operating margins, while the lower level of corona-related extra sales hampered the margin. Pinkerton had a strong perfor-

mance throughout the year, and Critical Infrastructure Services improved the operating margin supported by active portfolio management.

The Swedish krona exchange rate weakened against the US dollar, which had a positive impact on operating income in Swedish kronor. The real change was 25 percent (19) for the full year.

## Security Services Europe

### Sales and income

MSEK	2022	2021	Change, %	
			Total	Real
<b>Total sales</b>	<b>54 409</b>	<b>46 138</b>	<b>18</b>	<b>16</b>
<i>Organic sales growth, %</i>	<i>9</i>	<i>5</i>		
<i>Share of Group sales, %</i>	<i>41</i>	<i>43</i>		
<b>Operating income before amortization</b>	<b>3 201</b>	<b>2 696</b>	<b>19</b>	<b>17</b>
<i>Operating margin, %</i>	<i>5.9</i>	<i>5.8</i>		
<i>Share of Group operating income, %</i>	<i>40</i>	<i>45</i>		

Further information regarding the statement of income, cash flow and capital employed is provided in note 10.

Organic sales growth was 9 percent (5) for the full year, supported by strong price increases throughout the business segment, including the impact of the hyperinflationary environment in Türkiye. There was good sales momentum within technology and solutions, and the continued post-corona recovery also supported sales, particularly in the airport security business. The client retention rate was 91 percent (92).

Technology and solutions sales accounted for MSEK 16 166 (11 366) or 30 percent (25) of total sales in the business segment, with real sales growth of 41 percent (9) for the full year. The acquired STANLEY Security business in Europe increased the technology sales volume and was the main contributor to real sales growth.

The operating margin was 5.9 percent (5.8), supported by the acquired STANLEY Security business and by active portfolio management. The contribution from previously acquired electronic security businesses also impacted the margin positively, while higher sickness costs and increased costs related to the labor shortage hampered the margin.

The Swedish krona exchange rate weakened primarily against the euro but partly offset by the development of the Turkish lira. The real change in operating income was 17 percent (35) for the full year.

## Security Services Ibero-America

### Sales and income

MSEK	2022	2021	Change, %	
			Total	Real
<b>Total sales</b>	<b>14 604</b>	<b>12 286</b>	<b>19</b>	<b>16</b>
<i>Organic sales growth, %</i>	<i>16</i>	<i>6</i>		
<i>Share of Group sales, %</i>	<i>11</i>	<i>11</i>		
<b>Operating income before amortization</b>	<b>881</b>	<b>702</b>	<b>25</b>	<b>21</b>
<i>Operating margin, %</i>	<i>6.0</i>	<i>5.7</i>		
<i>Share of Group operating income, %</i>	<i>11</i>	<i>12</i>		

Further information regarding the statement of income, cash flow and capital employed is provided in note 10.

Organic sales growth was 16 percent (6) with Spain at 7 percent (5), reflecting a strong performance across the business. Organic sales growth in Latin America improved substantially compared to last year, with all countries showing positive organic sales growth, although price increases in Argentina were the primary driver. There

was good sales momentum within technology and solutions, and the continued post-corona recovery in the airport security business also supported sales. The client retention rate was 92 percent (90).

Technology and solutions sales accounted for MSEK 4 352 (3 743) or 30 percent (30) of total sales in the business segment, with real sales growth of 10 percent (7) for the full year.

The operating margin was 6.0 percent (5.7), an improvement driven by a strong performance in Spain and Portugal. The Latin American countries delivered varying performances with primarily Peru ahead of last year. Market conditions in Argentina remained challenging.

The Swedish krona exchange rate weakened primarily against the euro but was partly offset by the development of the Argentinian peso. The real change in the segment was 21 percent (32) for the full year.

## CASH FLOW

Cash flow from operating activities amounted to MSEK 5 720 (5 576), equivalent to 71 percent (93) of operating income before amortization.

The impact from changes in accounts receivable was MSEK -1 943 (117). Changes in other operating capital employed were MSEK 77 (-399). The comparatives were impacted positively by a smaller payroll timing in the Netherlands. After the final repayment of close to MSEK 700 of the previously postponed corona-related payroll tax balances in North America, no material balances remain to be settled out of the various governmental schemes for postponement of various tax payments introduced during the corona pandemic.

Financial income and expenses paid was MSEK -657 (-312) and current taxes paid was MSEK -1 641 (-1 265).

Cash flow from operating activities includes net investments in non-current tangible and intangible assets, amounting to MSEK -447 (-120), also including capital expenditures in equipment for solutions contracts. The net investments are the result of investments of MSEK -3 567 (-2 824) and reversal of depreciation of MSEK 3 120 (2 704).

Free cash flow was MSEK 3 422 (3 999), equivalent to 57 percent (95) of adjusted income.

Cash flow from investing activities, acquisitions and divestitures, was MSEK -32 274 (-1 366). Refer to note 17 for further information.

Cash flow from items affecting comparability amounted to MSEK -1 171 (-602). Refer to note 11 for further information.

Cash flow from financing activities was MSEK 31 393 (-1 935) due to a net increase in borrowings of MSEK 23 485 (-475), dividend paid of MSEK -1 604 (-1 460) and the net proceed from the rights issue of MSEK 9 512 (0).

Cash flow for the year was MSEK 1 370 (96). The closing balance for liquid funds after translation differences of MSEK 144 was MSEK 6 323 (4 809).

## Condensed statement of cash flow according to Securitas' financial model

MSEK	2022	2021
<b>Operating income before amortization</b>	<b>8 033</b>	<b>5 978</b>
Investments in non-current tangible and intangible assets	-3 567	-2 824
Reversal of depreciation	3 120	2 704
<b>Net investments in non-current tangible and intangible assets</b>	<b>-447</b>	<b>-120</b>
Change in accounts receivable	-1 943	117
Change in other operating capital employed	77	-399
<b>Cash flow from operating activities</b>	<b>5 720</b>	<b>5 576</b>
<i>Cash flow from operating activities, %</i>	<i>71</i>	<i>93</i>
Financial income and expenses paid	-657	-312
Current taxes paid	-1 641	-1 265
<b>Free cash flow</b>	<b>3 422</b>	<b>3 999</b>
<i>Free cash flow, %</i>	<i>57</i>	<i>95</i>
Cash flow from investing activities, acquisitions and divestitures	-32 274	-1 366
Cash flow from items affecting comparability	-1 171	-602
Cash flow from financing activities	31 393	-1 935
<b>Cash flow for the year</b>	<b>1 370</b>	<b>96</b>

Securitas' financial model is described on pages 48–49.

Operating items: ■ Net debt-related items.  
■ Goodwill, taxes and non-operating items.

## CAPITAL EMPLOYED AND FINANCING

### Capital employed

The Group's operating capital employed was MSEK 18 377 (9 908), corresponding to 13 percent of sales (9) adjusted for the full-year sales figures of acquired units. The translation of foreign operating capital employed to Swedish kronor increased the Group's operating capital employed by MSEK 1 584.

The annual impairment test of all Cash Generating Units (CGU), which is required under IFRS, took place during the third quarter of 2022 in conjunction with the business plan process for 2023. None of the CGUs tested for impairment had a carrying amount that exceeded the recoverable amount. Consequently, no impairment losses have been recognized in 2022. No impairment losses were recognized in 2021 either.

The Group's total capital employed was MSEK 76 972 (35 351). The translation of foreign capital employed to Swedish kronor increased the Group's capital employed by MSEK 5 195. The return on capital employed was 9 percent (14).

### Financing

The Group's net debt amounted to MSEK 40 534 (14 551). The net debt was primarily impacted by the acquisition of STANLEY Security of MSEK –32 258. It was further positively impacted by the free cash flow of MSEK 3 422 and negatively impacted mainly by translation differences of MSEK –2 544, a dividend of MSEK –1 604, paid to the shareholders in May 2022, an increase in lease liabilities of MSEK –1 274 of which the majority related to the acquisition of STANLEY Security, payments for items affecting comparability of MSEK –1 171 and the net proceed from the rights issue MSEK 9 512.

The net debt to EBITDA ratio was 4.0x (1.9). The adjusted net debt/EBITDA ratio was 3.7x. The free cash flow to net debt ratio amounted to 0.08 (0.27). The interest coverage ratio amounted to 8.7 (13.8).

At December 31, 2022, Securitas had a Revolving Credit Facility with its eleven key relationship banks. The size of the facility amounted to MEUR 1 029 maturing 2027. The facility was undrawn on December 31, 2022.

The Commercial Paper Program amounts to MSEK 5 000. No commercial paper was issued as of December 31, 2022.

On December 8, 2021, Securitas signed a Multicurrency Term Facilities Agreement with SEB. There were two facilities totaling

MUSD 3 300. The purpose of the facilities was to fund the acquisition of STANLEY Security. The facilities were subsequently partly syndicated among seven core relationship banks, BBVA, CIC, Citi, Commerzbank, Danske, ING and UniCredit.

The rights issue proceeds of MSEK 9 583 received on October 14, 2022, were used to fully pay down bridge facility A of MUSD 915 equivalent. The debt bridge facility B of MUSD 2 385 has a final maturity date of July 22, 2024. Of this facility MEUR 75 was repaid on January 10, 2023, with the proceeds of a new six year Private Placement of MUSD 75, which was signed in December 2022, and is reported as short-term in the balance sheet. The remaining balance of this facility is reported as long-term. However, a further MEUR 1 100 equivalent was repaid on February 1, 2023, with the proceeds of a new 4+1 year term loan from Securitas core relationship banks. Securitas plans to refinance the remaining balance of the debt bridge facility B of MUSD 1 146 with a mix of long-term debt facilities.

Standard & Poor's rating of Securitas is BBB- with stable outlook.

Further information regarding financial instruments and credit facilities is provided in note 7.

Shareholders' equity amounted to MSEK 36 438 (20 800). The translation of foreign assets and liabilities into Swedish kronor increased shareholders' equity by MSEK 2 651. Refer to the statement of comprehensive income on page 60 for further information.

The total adjusted number of shares amounted to 572 917 552 (438 441 802) as of December 31, 2022. Refer to note 31 for further information.

## Condensed capital employed and financing according to Securitas' financial model

MSEK	2022	2021
<b>Operating capital employed</b>	<b>18 377</b>	<b>9 908</b>
<i>Operating capital employed as % of sales</i>	<i>13</i>	<i>9</i>
Goodwill	51 021	23 373
Acquisition-related intangible assets	7 180	1 732
Shares in associated companies	394	338
<b>Total capital employed</b>	<b>76 972</b>	<b>35 351</b>
<i>Return on capital employed, %</i>	<i>9</i>	<i>14</i>
Net debt	40 534	14 551
Shareholders' equity	36 438	20 800
<b>Total financing</b>	<b>76 972</b>	<b>35 351</b>

Securitas' financial model is described on pages 48–49.

Operating items: ■ Net debt-related items.  
■ Goodwill, taxes and non-operating items. ■ Items related to shareholders' equity.

## Net debt development

MSEK	2022	2021
<b>Opening balance January 1</b>	<b>-14 551</b>	<b>-14 335</b>
Cash flow from operating activities	5 720	5 576
Financial income and expenses paid	-657	-312
Current taxes paid	-1 641	-1 265
<b>Free cash flow</b>	<b>3 422</b>	<b>3 999</b>
Cash flow from investing activities, acquisitions and divestitures	-32 274	-1 366
Cash flow from items affecting comparability	-1 171	-602
Rights issue, net	9 512	–
Dividend paid	-1 604	-1 460
Change in lease liabilities	-1 274	107
<b>Change in net debt before revaluation and translation</b>	<b>-23 389</b>	<b>678</b>
Revaluation of financial instruments	-50	-56
Translation differences	-2 544	-838
<b>Change in net debt</b>	<b>-25 983</b>	<b>-216</b>
<b>Closing balance December 31</b>	<b>-40 534</b>	<b>-14 551</b>



## ACQUISITIONS AND DIVESTITURES

### Acquisitions and divestitures January–December 2022 (MSEK)

Company	Business segment <sup>1</sup>	Included from	Acquired share <sup>2</sup>	Annual sales <sup>3</sup>	Enterprise value <sup>4</sup>	Goodwill	Acq. related intangible assets
<b>Opening balance</b>						<b>23 373</b>	<b>1732</b>
STANLEY Security	Security Services North America and Security Services Europe	Jul 22	– <sup>5</sup>	16 567 <sup>6</sup>	32 258	23 729	5 450
Other acquisitions and divestitures <sup>7,8</sup>						–	31
<b>Total acquisitions and divestitures January – December 2022</b>				<b>16 284</b>	<b>32 211</b>	<b>23 633</b>	<b>5 481</b>
Amortization of acquisition-related intangible assets						–	-414
Translation differences and remeasurement for hyperinflation						4 015	381
<b>Closing balance</b>						<b>51 021</b>	<b>7180</b>

1 Refers to business segment with main responsibility for the acquisition.

2 Refers to voting rights for acquisitions in the form of share purchase agreements. For asset deals no voting rights are stated.

3 Estimated annual sales.

4 Purchase price paid/received plus acquired/divested net debt but excluding any deferred considerations.

5 No voting rates are stated since the acquisition is a combination of share purchase transactions and assets transactions.

6 Annual sales are estimated by an average SEK to USD currency rate 9.98.

7 Related to other acquisitions for the period and updated previous year acquisition calculations for the following entities: Supreme Security Systems, the US, NVS Bevakning (contract portfolio), Sweden, Dansk Sikkerhedsservice, Denmark, NIT Technologies, Belgium, Protectas Security Transport (remaining 55%),

Switzerland, DAK, Türkiye, Complete Security Integration and Aussie Surveillance (contract portfolio), Australia and Digital Alarm Technologies, Singapore. Related also to divestitures of Securitas Telesistance (additional payment), France, Securitas Bosnia and Herzegovina, Securitas Egypt (additional payment), Securitas Electronic Security India (asset deal) and Securitas Morocco as well as to deferred considerations paid in Sweden, Austria, Türkiye, Portugal, Australia, China and South Korea.

8 Deferred considerations have been recognized mainly based on an assessment of the future profitability development in the acquired entities for an agreed period. The net of new deferred considerations, payments made from previously recognized deferred considerations and revaluation of deferred considerations in the Group was MSEK 0. Total deferred considerations, short term and long term, in the Group's balance sheet amount to MSEK 128.

9 Cash flow from acquisitions and divestitures amounts to MSEK –32 274, which is the sum of enterprise value MSEK –32 211 and acquisition-related costs paid MSEK –63.

All acquisition calculations are finalized no later than one year after the acquisition is made. Transactions with non-controlling interests are specified in the statement of changes in shareholders' equity and in note 31. Transaction costs and revaluation of deferred considerations can be found in note 11.

On December 8, 2021, Securitas announced it had signed an agreement to acquire the Electronic Security Solutions business from Stanley Black & Decker Inc. ("STANLEY Security") for a purchase price of MUSD 3 200 on a debt and cash free basis. All regulatory conditions were approved as communicated on July 14, 2022. The transaction was completed on July 22, 2022, and consolidated into Securitas as of the same date.

For further information regarding acquisitions and divestitures completed in 2022, refer to note 17.

### CHANGES IN GROUP MANAGEMENT

A new global function has been established: Securitas Digital, led by Martin Althén who remains a member of the Group Management team. Hillevi Agranus has been appointed Chief Information Officer (CIO) and added as a new member of the Group Management team. The changes were effective July 1, 2022.

Brett Pickens, who has been with Securitas since 2018 and as Divisional President AMEA since 2021, has left Securitas for personal reasons. Axel Sundén, Area Manager Northern Sweden and with Securitas since 2012, took over the role of Divisional President AMEA and became a member of Group Management on September 1, 2022.

On October 18, 2022, Henrik Zetterberg, Chief Operating Officer Europe and a member of Group Management and with Securitas since 2014, was appointed to the role of Divisional President Europe as Peter Karlströmer who has been with Securitas since 2019 as Divisional President Europe, decided to leave Securitas to pursue opportunities outside of the company.

All other Group Management members continue in their current roles.

### OTHER SIGNIFICANT EVENTS

#### Acquisition of STANLEY Security

On December 8, 2021, Securitas announced it had signed an agreement to acquire the Electronic Security Solutions business from Stanley Black & Decker Inc. ("STANLEY Security") for a purchase price of MUSD 3 200 on a debt and cash free basis. All regulatory conditions were approved as communicated on July 14, 2022. The transaction was completed on July 22, 2022, and consolidated into Securitas as of the same date. Refer to note 17 for further information.

### New Group financial targets

Following the acquisition of STANLEY Security, the Group has defined new financial targets, aligned with the strategy to be a security solutions partner with world-leading technology and expertise and strongly positioned to deliver superior growth and increased margins:

- 8–10 percent technology and solutions annual average real sales growth
- 8 percent Group operating margin by year-end 2025, with a > 10 percent long-term operating margin ambition
- A net debt to EBITDA ratio below 3.0x

The new margin target replaces the previous target of an average increase in earnings per share of 10 percent and the margin targets in the respective business segments related to the business transformation programs in the Group. The existing operating cash flow target of 70–80 percent of operating income before amortization remains the same, and the new capital structure target of a net debt to EBITDA ratio of below 3.0x replaces the previous net debt to EBITDA ratio of on average 2.5x. The dividend policy is unchanged, remaining in a range of 50–60 percent of annual net income over time. The strategic transformation ambition – to double the security solutions and electronic security sales by 2023, compared to 2018, is discontinued as the ambition was fulfilled by the acquisition of STANLEY Security.

### Final outcome of rights issue

The subscription period for the rights issue ended on October 11, 2022. The final outcome of the rights issue shows that 206 212 455 shares, corresponding to approximately 99.0 percent of the offered shares, were subscribed for with subscription rights. The remaining 2 121 200 shares have been allotted to those who have subscribed for shares without subscription rights. The rights issue was therefore fully subscribed and Securitas has from the rights issue received proceeds of MSEK 9 583 before the deduction of transaction costs of MSEK 71 and net MSEK 9 512. No guarantee commitments were utilized.

Through the rights issue, Securitas' share capital has increased by MSEK 208, from MSEK 365 to MSEK 573 and the total number of shares has increased by 208 333 655. After the rights issue, the number of shares in Securitas amounts to 573 392 552, divided between 26 938 371 shares of class A shares and 546 454 181 shares of class B.



## Spain – Tax audit

The Spanish Supreme Court issued on November 16, 2022, their judgment in favor of Securitas related to the financial year 2006–2007, concerning a demerger of Securitas Spanish Systems company, in connection with Securitas AB's distribution of the shares in Securitas Systems AB to the shareholders for the 2006 IPO at the Stockholm Stock Exchange, and the 2006–2007 interest deductions related to acquisitions.

The Supreme Court has accepted Securitas appeal and rejected the Audiencia Nacional court's judgment from June 2017. This has resulted in a reassessment of the Group's tax provisions and has led to a reversal of MSEK 151, which reduces the 2022 full year current tax expense, corresponding to 2.6 percent of the profit before tax. The provision release is excluded from the calculation of earnings per share before items affecting comparability. Refer to note 39 for further information.

## Portuguese Anti-trust Proceeding

The Portuguese competition authority has completed the previously communicated investigation regarding alleged violations by several Portuguese security companies, among them Securitas – Servicos E Tecnologia de Seguranca SA, of anti-trust regulations for public tenders in Portugal. The Portuguese competition authority has fined Securitas MEUR 10.

Securitas has carefully assessed the information and will appeal the decision, and we do not expect any material impact on the result or the financial position of the Group.

## OTHER SIGNIFICANT EVENTS AFTER THE BALANCE SHEET DATE

A 4+1 year term loan agreement of MEUR 1100 was entered on January 18, 2023, to refinance a major part of the remaining bridge facility of MUSD 2 315 for the STANLEY Security acquisition. The terms create flexibility in the future funding strategy as the facility can be repaid in advance.

On March 2, 2023 a Schuldschein loan transaction of MEUR 300 equivalent was concluded on the international Schuldschein market. The majority of the funding is for five years and consist of Euro and US dollar tranches.

There have been no other significant events with effect on the financial reporting after the balance sheet date.

## RISK AND UNCERTAINTIES

Risk management is necessary for Securitas to be able to fulfill its strategies and achieve its corporate objectives. Securitas' risks fall into three main categories; operational risks, financial risks and strategic risks and opportunities. Securitas' approach to enterprise risk management is described in more detail on pages 44–46.

Financial risks are mainly managed through continuous measurement and follow-up of financial performance, with the help of Securitas' financial model. This model identifies certain key figures that are vital to the profitability of the operations and facilitates the detection and handling of risks. The financial model is described in more detail on pages 48–49. In addition, financial risks (other than relating to financial reporting) arise because the Group has external financing needs and operates in a number of foreign currencies. The risks are mainly interest rate risk, foreign currency risk, financing and liquidity risk and credit/counterparty risk. The client credit risk, that is the risk of Securitas' clients not being able to fulfill their obligation of paying invoices for services being provided, is reduced by the fact that the numerous clients are spread over many business sectors and geographies, and by established routines for monitoring

and collecting of accounts receivable within the organization. Further information regarding financial risk management is provided above under the section Capital employed and financing/Financing, in note 7 and note 27.

In the preparation of financial reports, the Board of Directors and Group Management make estimates and judgments. These impact the statement of income and balance sheet as well as disclosures such as contingent liabilities. The actual outcome may differ from these estimates and judgments under different circumstances and conditions.

Risks related to the general macro-economic environment with the increase in inflation, interest rates, deteriorating insurance market, labor shortages and supply chain issues together with the changed geopolitical situation in the world and lingering effects from the corona pandemic makes it difficult to predict the economic development of the different markets and geographies in which we operate.

On July 22, 2022, Securitas completed the acquisition of STANLEY Security. The acquisition and integration of new companies always carries certain risks. The profitability of the acquired company may be lower than expected and/or certain costs in connection with the acquisition may be higher than expected.

Our transformation program in Europe is being executed, although with a small delay, as we are currently calibrating the program with the STANLEY Security integration plan to ensure we are maximizing the cost and benefit realization. The corresponding program in Ibero-America is progressing according to plan. The implementation and rollout of new systems and platforms to support this transformation naturally carries a risk in terms of potential disruptions to our operations that could result in a negative impact on our result, cash flow and financial position. This is mitigated by solid change management and a phased rollout on a country-by-country basis over a longer period.

The geopolitical situation in the world has changed radically with Russia's invasion of Ukraine at the end of February 2022. We have no operations either in Russia or in Ukraine but we follow the development closely and contribute to a safer society where we can.

For the forthcoming twelve-month period, the financial impact of the general macro-economic environment described above, the acquisition and integration of STANLEY Security including increased interest rates for the acquisition-funding, the implementation of new platforms as part of our transformation programs, as well as certain items affecting comparability, provisions and contingent liabilities, as described in note 11, note 34, note 37 and note 39 respectively and, where applicable, under the heading Other significant events above, may vary from the current financial estimates and provisions made by management. This could affect the Group's profitability and financial position.

## STATUTORY SUSTAINABILITY REPORT

The statutory Sustainability Report is included in separate parts of the Securitas AB Annual Report 2022 and is not a part of the statutory Annual Report.

Securitas AB's Sustainability Report describes the Group's work with regards to economic, environmental and social aspects. The report is prepared according to the Global Reporting Initiative (GRI) Universals Standards. The Sustainability reporting also includes the statutory Sustainability Report under Chapter 6 Section 11 of the Annual Accounts Act.

Securitas is a service company with relatively low environmental impact compared with a manufacturing company. The operations of



the Group do not require a permit under the Swedish Environmental Code.

INFORMATION ABOUT:	See page
Environment	141, 143-144, 147, 151
Social conditions	142-143, 151
Personnel	5-11, 141-143, 146
Respect for human rights	142-143, 147
Anti-corruption	141, 147
Business model	11
Significant risks for sustainability	146-147
GRI index	153-154

## RESEARCH AND DEVELOPMENT

The service offering of the Group is continuously being developed, not least as an integrated item when carrying out the service delivery to the clients. Security solutions are an important part of the protective services offering and each major market now has a solutions organization and a solutions leader in place. Each of our divisions also has a solutions leader in place to ensure coordination and best practices. In 2019, the Group also created a Global Technology Business Center, responsible for developing a global business approach with common tools, processes, products and services within technology. This has now evolved into our Global Technology organization under the leadership of Tony Byerly. Our technology business and footprint are greatly enhanced by the transformative acquisition of STANLEY Security bringing together the best of both companies.

The Group's CIO with team is leading the development of Securitas' global digitization and IS/IT transformation and are responsible for large scale global IT/business projects. In 2022 the IS/IT organization was split into Global IT under Hillevi Agranius while Securitas Digital became a separate organization under Martin Althén. This will enable us to leverage the power of data, platforms and digital to accelerate the execution of Securitas' vision for growth, margin, client value and long-term competitiveness while we continue our transformation journey. For further information relating to transformation programs, refer to the section Group development below.

Securitas is a service company and has historically not carried out any material research and development activities as defined in IAS 38 Intangible assets. The Group has gradually invested in capabilities to develop improved data-driven and intelligence-based services for a future where scale and data availability are critical for the next big shift in the security services industry to the benefit of our clients and society as a whole. A number of development projects that support this are ongoing and as of December 31, 2022, the Group had MSEK 82 (62) in capitalized development expenditures.

## INFORMATION REGARDING THE SECURITAS SHARE

In October a rights issue was completed, and as result of this Securitas AB's share capital has increased by MSEK 208, from MSEK 365 to MSEK 573 and the total number of shares has increased by 208 333 655. After the rights issue, the number of shares in Securitas amounts to 573 392 552, divided between 26 938 371 shares of class A shares and 546 454 181 shares of class B. Further information about the Securitas share as well as information on

major shareholders can be found in note 31 and on pages 156-157.

In order to be able to contribute to shareholder value, the Board considers it beneficial for the company to be able to adjust the company's capital structure as appropriate at each point in time. The Board has therefore decided to propose to the Annual General Meeting on May 4, 2023, that the Board be authorized to be able to resolve on the acquisition of the company's shares for a period until the next Annual General Meeting, up to a maximum of ten (10) percent of all shares in the company. There is currently an authorization by the Annual General Meeting 2022, to the Board of Directors to repurchase Securitas shares for the purpose of adjusting the company's capital structure, be able to exploit acquisition opportunities and/or to ensure the company's undertakings in respect of share-based incentive programs (other than delivery of shares to participants of incentive programs). The total previously repurchased number of shares as of December 31, 2022, are 475 000 (475 000). These shares are held as treasury shares and have not reduced the company's share capital.

A shareholders' agreement that among other items comprises pre-emption rights for the sale of Series A shares by any part exists among the Douglas family and Schörling family and companies closely related to them. Apart from this, the Board of Directors of Securitas AB is not aware of any shareholders' agreements or other arrangements between shareholders of Securitas AB.

## GROUP DEVELOPMENT

Following the acquisition of STANLEY Security, the Group has defined new financial targets, aligned with the strategy to be a security solutions partner with world-leading technology and expertise and strongly positioned to deliver superior growth and increased margins:

- 8-10 percent technology and solutions annual average real sales growth
- 8 percent Group operating margin by year-end 2025, with a > 10 percent long-term operating margin ambition
- A net debt to EBITDA ratio below 3.0x

The new margin target replaces the previous target of an average increase in earnings per share of 10 percent and the margin targets in the respective business segments related to the business transformation programs in the Group. The existing operating cash flow target of 70-80 percent of operating income before amortization remains the same, and the new capital structure target of a net debt to EBITDA ratio of below 3.0x replaces the previous net debt to EBITDA ratio of on average 2.5x. The dividend policy is unchanged, remaining in a range of 50-60 percent of annual net income over time. The strategic transformation ambition - to double the security solutions and electronic security sales by 2023, compared to 2018, is discontinued as the ambition was fulfilled by the acquisition of STANLEY Security.

In 2022 the Group operating margin was 6.0 percent (5.6). The real sales growth of technology and solutions sales was 44 percent (8) while the real sales growth of technology and solutions sales excluding STANLEY Security was 12 percent (8) in 2022. The net debt to EBITDA ratio was 4.0x (1.9) and the adjusted net debt to EBITDA



ratio was 3.7x. The operating cash flow was 71 percent (93) of operating income before amortization.

Our transformation programs continue to be a crucial part of creating the future Securitas. In North America we see significant value in the day-to-day operations through increased data-driven efficiency, productivity, and financial transparency as a result of the transformation program, which was also an important enabler of the positive operating margin trend.

We continue to execute the business transformation program in Europe, although with a small delay as we calibrate the program with the STANLEY Security integration plan to optimize costs and other benefits. The corresponding program in Ibero-America is on track and we expect to realize financial and operational benefits in the coming years.

While the macroeconomic environment is uncertain, we are continuously working to ensure we are prepared to manage more challenging times. One of our strengths as a company is our resilient business model with long-term client relationships and the continuous need for security throughout the economic cycle. Combining our talent and expertise with STANLEY Security has set us up for higher growth thanks to an outstanding client offering and we expect significant operating margin enhancement opportunities with a target to reach 8 percent by the end of 2025. Our margin improvement in 2022 gives us confidence that we are on the right track, and we will continue to strategically assess our footprint and business mix to further sharpen our performance and position.

In 2022, we also took significant steps in our sustainability agenda as we became the first major company in our industry to commit to the Science Based Targets initiative.

#### PARENT COMPANY OPERATIONS

The Group's Parent Company, Securitas AB, is not involved in any operating activities. Securitas AB consists of Group Management and support functions for the Group.

The Parent Company's income amounted to MSEK 1 975 (1 734) and mainly relates to license fees and other income from subsidiaries.

Financial income and expenses amounted to MSEK 10 292 (1 635). The increase compared with last year is mainly explained by higher dividends received from subsidiaries. Income before taxes amounted to MSEK 10 893 (1 994).

Income before taxes includes dividends from subsidiaries of MSEK 11 116 (1 852), interest income of MSEK 314 (143), interest expense of MSEK -512 (-300) and other financial income and expenses, net, of MSEK -626 (-60). For further information, refer to note 47.

Net income was MSEK 10 908 (1 980).

Cash flow for the year amounted to MSEK 1 306 (919).

The Parent Company's non-current assets amounted to MSEK 66 354 (46 173) and mainly comprise shares in subsidiaries of MSEK

64 040 (44 932). Current assets amounted to MSEK 11 813 (5 350) of which liquid funds accounted for MSEK 2 376 (1 070).

Shareholders' equity amounted to MSEK 48 282 (29 448). A dividend of MSEK 1 604 (1 460) was paid to the shareholders in May 2022. In October a rights issue was completed, and Securitas AB has from the rights issue received proceeds of MSEK 9 583 before the deduction of transaction costs of MSEK 71 and net MSEK 9 512.

Through the rights issue, Securitas' share capital has increased by MSEK 208, from MSEK 365 to MSEK 573 and the total number of shares has increased by 208 333 655. After the rights issue, the number of shares in Securitas amounts to 573 392 552, divided between 26 938 371 shares of class A shares and 546 454 181 shares of class B. The balance of the net proceeds of MSEK 9 304 has increased the free premium fund.

The Parent Company's liabilities and untaxed reserves amounted to MSEK 29 885 (22 075) and mainly consist of interest-bearing debt.

For further information, refer to the Parent Company's financial statements and the accompanying notes and comments.

#### GUIDELINES FOR REMUNERATION TO SENIOR MANAGEMENT IN SECURITAS

The Annual General Meeting 2021 adopted guidelines for remuneration, which apply until the Annual General Meeting 2025 unless any changes are adopted by the general meeting. The guidelines apply to remuneration and other terms of employment for the individuals who are included in the Group Management of Securitas (the "senior management employees").

The guidelines shall apply to agreements entered into after the Annual General Meeting 2021, and to changes made in existing agreements after the Annual General Meeting 2021. These guidelines do not apply to any remuneration decided or approved by the general meeting. The full text of the adopted guidelines can be found in note 9.



## PROPOSED ALLOCATION OF EARNINGS

The statements of income and the balance sheets of the Parent Company and the Group are subject to adoption by the Annual General Meeting 2023.

Earnings in the Parent Company available for distribution:

	SEK
Hedging reserve	-6 841 047
Share premium reserve	9 303 850 562
Retained earnings	20 141 447 104
Net income for the year <sup>1</sup>	10 907 469 317
<b>Total</b>	<b>40 345 925 936</b>

<sup>1</sup>Includes Group contributions to subsidiaries of SEK 850 880 221.

The Board of Directors proposed that the earnings are allocated as follows:

	SEK
a dividend to the shareholders of SEK 3.45 per share	1 976 565 554
to be carried forward	38 369 360 382
<b>Total</b>	<b>40 345 925 936</b>

The dividend and the amount to be carried forward are calculated on the number of outstanding shares as per February 7, 2023. No dividend is payable on Securitas AB's holding of treasury shares, the exact number of which is determined on the record date for payment of dividend. Securitas AB held 475 000 treasury shares as per February 7, 2023.

## PROPOSAL ON RECORD DATE FOR DIVIDEND

The Board has proposed that a dividend of SEK 3.45 per share is distributed to the shareholders in two payments of SEK 1.75 per share and SEK 1.70 per share, respectively. The record date for the first payment is proposed to be May 8, 2023, and for the second payment November 20, 2023. If the Annual General Meeting so resolves, the first payment is expected to be distributed by Euroclear Sweden AB starting May 11, 2023, and the second payment starting November 23, 2023.

## PROPOSED AUTHORIZATION TO ACQUIRE THE COMPANY'S OWN SHARES

The Board has further proposed that the 2023 Annual General Meeting should authorize the Board to, on one or several occasions during the time up to the Annual General Meeting in 2024, decide on the acquisition of the Company's own shares. The proposal entails that the Board may decide on acquisitions so that the maximum number of shares held by the Company at each point in time does not exceed ten (10) percent of all shares in the Company.

## THE BOARD'S STATEMENTS ON THE PROPOSED DIVIDEND AND THE PROPOSED AUTHORIZATION TO ACQUIRE THE COMPANY'S OWN SHARES

The Board has issued the following statements regarding proposed allocation of earnings and proposed authorization to acquire the Company's own shares pursuant to Chapter 18, Section 4 and Chapter 19, Section 22 of the Swedish Companies Act.

The Company's unappropriated earnings as per December 31, 2022, amount to SEK 29 438 456 619. The net income for the year amounts to SEK 10 907 469 317 of which SEK 850 880 221 is related to Group contributions to subsidiaries and SEK -699 614 is the result of financial instruments being valued pursuant to Chapter 4, Section 14a of the Swedish Annual Accounts Act.

The Company's equity would not have been impacted as per December 31, 2022, if financial instruments, having been valued at fair value pursuant to Chapter 4, Section 14a of the Swedish Annual Accounts Act, had instead been valued at the lower of cost or market, as there is no difference as of this date.

At the disposal of the Annual General Meeting is thereby a total amount of SEK 40 345 925 936 in unappropriated earnings before the decision on dividend for 2022.

Provided that the 2023 Annual General Meeting resolves to allocate the earnings in accordance with the Board's proposal, SEK 38 369 360 382 will be carried forward. Hence, there will be full coverage for the Company's restricted equity after distribution of the proposed dividend, Group contributions and authorization to acquire the Company's own shares.

In view of the proposed dividend and authorization to acquire the Company's own shares, the Board has considered the Company's and the Group's consolidation requirements and liquidity through a comprehensive assessment of the financial position of the Company and the Group, as well as the possibilities of the Company and the Group to discharge its obligations in the long term. The proposed dividend, the Group contributions to subsidiaries and the proposed authorization to acquire the Company's own shares does not jeopardize the Company's ability to make the investments that have been deemed necessary. The Company's financial position does not give rise to any other assessment than that the Company can continue its operations and that the Company is expected to comply with its obligations in a short as well as long-term perspective. In addition to the assessment of the Company's consolidation requirements and liquidity, the Board has also taken into consideration all other known circumstances that may impact the Company's financial position.

With reference to the above, the Board makes the assessment that the proposed dividend, the Group contributions and the proposed authorization to acquire the Company's own shares are justifiable considering the requirements that the nature, scope and risks of the operations pose on the size of the Company's and the Group's equity as well as the Company's and the Group's consolidation requirements, liquidity and position in general.

As regards the Company's and the Group's result and position in general, refer to the statements of income, statements of comprehensive income, balance sheets and statements of cash flow as well as notes and comments. The Board will continue to assess further the financial position and liquidity up to the decision on the Annual General Meeting.



## Consolidated statement of income

MSEK	Note	2022	2021
<b>Sales</b>		<b>124 944</b>	<b>106 538</b>
Sales, acquired business		8 293	1162
<b>Total sales</b>	<b>6, 10</b>	<b>133 237</b>	<b>107 700</b>
Production expenses	11, 12, 13	-107 124	-87 855
<b>Gross income</b>		<b>26 113</b>	<b>19 845</b>
Selling and administrative expenses	11, 12, 13	-18 182	-13 953
Other operating income	6	52	43
Share in income of associated companies	23	50	43
Amortization of acquisition-related intangible assets	19	-414	-290
Acquisition-related costs	11	-49	-122
Items affecting comparability	11	-1086	-871
<b>Operating income</b>	<b>11</b>	<b>6 484</b>	<b>4 695</b>
Financial income	14, 15	243	99
Financial expenses	15	-1001	-463
<b>Income before taxes</b>		<b>5 726</b>	<b>4 331</b>
Taxes	16	-1 410	-1197
<b>Net income for the year</b>		<b>4 316</b>	<b>3 134</b>
<b>Whereof attributable to:</b>			
Equity holders of the Parent Company		4 310	3 133
Non-controlling interests		6	1
Average number of shares before and after dilution		468 284 366	438 627 461
Earnings per share before and after dilution (SEK) <sup>1</sup>	3	9.20	7.14
Earnings per share before and after dilution and before items affecting comparability (SEK) <sup>2</sup>	3	10.77	8.66

1 Number of shares outstanding have been adjusted for the rights issue completed on October 11, 2022.

2 Alternative Performance Measure (APM). Refer to note 3 for definition and calculation.

## Consolidated statement of comprehensive income

MSEK	Note	2022	2021
<b>Net income for the year</b>		<b>4 316</b>	<b>3 134</b>
<b>Other comprehensive income</b>			
<b>Items that will not be reclassified to the statement of income</b>			
Remeasurements of defined benefit pension plans net of tax	33	70	294
<b>Total items that will not be reclassified to the statement of income</b>		<b>70</b>	<b>294</b>
<b>Items that subsequently may be reclassified to the statement of income</b>			
Remeasurement for hyperinflation net of tax		837	92
Cash flow hedges net of tax	7	-32	-53
Cost of hedging net of tax	7	-6	9
Net investment hedges net of tax		-954	-382
Other comprehensive income from associated companies, translation differences		22	22
Translation differences		3 582	1 428
<b>Total items that subsequently may be reclassified to the statement of income</b>		<b>3 449</b>	<b>1 116</b>
<b>Other comprehensive income</b>	<b>16</b>	<b>3 519</b>	<b>1 410</b>
<b>Total comprehensive income for the year</b>		<b>7 835</b>	<b>4 544</b>
<b>Whereof attributable to:</b>			
Equity holders of the Parent Company		7 827	4 542
Non-controlling interests		8	2



## Securitas' financial model – consolidated statement of income

### Supplementary information

MSEK	2022	2021
Sales	124 944	106 538
Sales, acquired business	8 293	1 162
<b>Total sales</b>	<b>133 237</b>	<b>107 700</b>
<i>Organic sales growth, %</i>	7	4
Production expenses	-107 124	-87 855
Gross income	26 113	19 845
<i>Gross margin, %</i>	19,6	18,4
Expenses for branch offices	-7 078	-5 307
Other selling and administrative expenses	-11 104	-8 646
<b>Total expenses</b>	<b>-18 182</b>	<b>-13 953</b>
Other operating income	52	43
Share in income of associated companies	50	43
<b>Operating income before amortization</b>	<b>8 033</b>	<b>5 978</b>
<i>Operating margin, %</i>	6,0	5,6
Amortization of acquisition-related intangible assets	-414	-290
Acquisition-related costs	-49	-122
Items affecting comparability	-1 086	-871
<b>Operating income after amortization</b>	<b>6 484</b>	<b>4 695</b>
Financial income and expenses	-758	-364
<b>Income before taxes</b>	<b>5 726</b>	<b>4 331</b>
<i>Net margin, %</i>	4,3	4,0
Taxes	-1 410	-1 197
<b>Net income for the year</b>	<b>4 316</b>	<b>3 134</b>

Operating items ■ Net debt-related items ■ Goodwill, taxes and non-operating items ■ Items related to shareholders' equity.

Securitas' financial model is described on pages 48-49.



## Consolidated statement of cash flow

MSEK	Note	2022	2021
<b>Operations</b>			
Operating income		6 484	4 695
Adjustment for effect on cash flow from items affecting comparability	11	-85	269
Adjustment for effect on cash flow from acquisition-related costs	11	-14	0
Reversal of depreciation	19, 20, 21, 22	3 534	2 994
Financial items received		109	49
Financial items paid		-906	-480
Current taxes paid		-1 641	-1 265
Change in accounts receivable		-1 943	117
Change in other operating capital employed		77	-399
<b>Cash flow from operations</b>		<b>5 615</b>	<b>5 980</b>
<b>Investing activities</b>			
Investments in non-current tangible and intangible assets		-2 276	-1 785
Acquisitions and divestitures of subsidiaries	17	-32 211	-1 244
<b>Cash flow from investing activities</b>		<b>-34 487</b>	<b>-3 029</b>
<b>Financing activities</b>			
Dividend paid to shareholders of the Parent Company		-1 604	-1 460
Rights issue, net		9 512	-
Proceeds from bond loans	32, 35	5 526	3 864
Redemption of bond loans	32, 35	-4 682	-4 754
Proceeds from commercial paper		2 565	2 650
Redemption of commercial paper		-3 265	-1 950
Payment of principal portion of lease liabilities		-1 151	-920
Change in other interest-bearing net debt excluding liquid funds		23 341	-285
<b>Cash flow from financing activities</b>	<b>7</b>	<b>30 242</b>	<b>-2 855</b>
<b>Cash flow for the year</b>		<b>1 370</b>	<b>96</b>
Liquid funds at beginning of year		4 809	4 720
Translation differences on liquid funds		144	-7
<b>Liquid funds at year-end</b>	<b>7, 30</b>	<b>6 323</b>	<b>4 809</b>



## Securitas' financial model – consolidated statement of cash flow

### Supplementary information

MSEK	2022	2021
<b>Operating income before amortization</b>	<b>8 033</b>	<b>5 978</b>
Investments in non-current tangible and intangible assets	-3 567	-2 824
Reversal of depreciation	3 120	2 704
<b>Net investments in non-current tangible and intangible assets</b>	<b>-447</b>	<b>-120</b>
Change in accounts receivable	-1 943	117
Change in other operating capital employed	77	-399
<b>Cash flow from operating activities<sup>1</sup></b>	<b>5 720</b>	<b>5 576</b>
<i>Cash flow from operating activities as % of operating income before amortization</i>	<i>71</i>	<i>93</i>
Financial income and expenses paid <sup>2</sup>	-657	-312
Current taxes paid	-1 641	-1 265
<b>Free cash flow</b>	<b>3 422</b>	<b>3 999</b>
<i>Free cash flow as % of adjusted income</i>	<i>57</i>	<i>95</i>
Acquisitions and divestitures of subsidiaries	-32 211	-1 244
Acquisition-related costs paid	-63	-122
Cash flow from items affecting comparability	-1 171	-602
Cash flow from financing activities	31 393	-1 935
<b>Cash flow for the year</b>	<b>1 370</b>	<b>96</b>

<sup>1</sup>Includes interest expenses accounted for under IFRS 16 Leases.

<sup>2</sup>Excludes interest expenses accounted for under IFRS 16 Leases.

Operating items: ■ Net debt-related items: ■ Goodwill, taxes and non-operating items.

Securitas' financial model is described on pages 48-49.



## Consolidated balance sheet

MSEK	Note	2022	2021
<b>ASSETS</b>			
<b>Non-current assets</b>			
Goodwill	18	51 021	23 373
Acquisition-related intangible assets	19	7 180	1 732
Other intangible assets	6, 20	2 556	1 834
Right-of-use assets	21	4 903	3 348
Buildings and land	22	331	220
Machinery and equipment	22	3 829	3 262
Shares in associated companies	23	394	338
Deferred tax assets	16	1 670	1 068
Interest-bearing financial non-current assets	24	1 285	494
Other long-term receivables	25	2 466	825
<b>Total non-current assets</b>		<b>75 635</b>	<b>36 494</b>
<b>Current assets</b>			
Inventories	26	1 670	524
Accounts receivable	27	20 883	15 246
Current tax assets	16	757	535
Other current receivables	28	10 061	5 552
Other interest-bearing current assets	29	177	203
Liquid funds	30	6 323	4 809
<b>Total current assets</b>		<b>39 871</b>	<b>26 869</b>
<b>TOTAL ASSETS</b>		<b>115 506</b>	<b>63 363</b>
<b>SHAREHOLDERS' EQUITY AND LIABILITIES</b>			
<b>Shareholders' equity</b>			
Share capital		573	365
Other capital contributed		16 667	7 363
Other reserves		844	-1 766
Retained earnings, including net income for the year		18 340	14 830
<b>Shareholders' equity attributable to equity holders of the Parent Company</b>		<b>36 424</b>	<b>20 792</b>
Non-controlling interests		14	8
<b>Total shareholders' equity</b>	31	<b>36 438</b>	<b>20 800</b>
<b>Long-term liabilities</b>			
Long-term lease liabilities	32	3 558	2 573
Other long-term loan liabilities	32	41 784	12 207
Other long-term liabilities	32	321	270
Provisions for pensions and similar commitments	33	847	896
Deferred tax liabilities	16	1 934	661
Other long-term provisions	34	894	721
<b>Total long-term liabilities</b>		<b>49 338</b>	<b>17 328</b>
<b>Current liabilities</b>			
Current lease liabilities	35	1 496	897
Other short-term loan liabilities	35	1 481	4 380
Accounts payable		4 820	2 028
Current tax liabilities	16	1 293	1 402
Other current liabilities	36	18 723	14 604
Short-term provisions	37	1 917	1 924
<b>Total current liabilities</b>		<b>29 730</b>	<b>25 235</b>
<b>TOTAL SHAREHOLDERS' EQUITY AND LIABILITIES</b>		<b>115 506</b>	<b>63 363</b>



## Securitas' financial model – consolidated capital employed and financing

### Supplementary information

MSEK	2022	2021
<b>Operating capital employed</b>		
Other intangible assets	2 556	1 834
Right-of-use assets	4 903	3 348
Buildings and land	331	220
Machinery and equipment	3 829	3 262
Deferred tax assets	1 670	1 068
Other long-term receivables	2 466	825
Inventories	1 670	524
Accounts receivable	20 883	15 246
Current tax assets	757	535
Other current receivables	10 061	5 552
<b>Total assets</b>	<b>49 126</b>	<b>32 414</b>
Other long-term liabilities	321	270
Provisions for pensions and similar commitments	847	896
Deferred tax liabilities	1 934	661
Other long-term provisions	894	721
Accounts payable	4 820	2 028
Current tax liabilities	1 293	1 402
Other current liabilities	18 723	14 604
Short-term provisions	1 917	1 924
<b>Total liabilities</b>	<b>30 749</b>	<b>22 506</b>
<b>Total operating capital employed</b>	<b>18 377</b>	<b>9 908</b>
Goodwill	51 021	23 373
Acquisition-related intangible assets	7 180	1 732
Shares in associated companies	394	338
<b>Total capital employed</b>	<b>76 972</b>	<b>35 351</b>
<i>Operating capital employed as % of sales</i>	<i>13</i>	<i>9</i>
<i>Return on capital employed, %</i>	<i>9</i>	<i>14</i>
<b>Net debt</b>		
Interest-bearing financial non-current assets	1 285	494
Other interest-bearing current assets	177	203
Liquid funds	6 323	4 809
<b>Total interest-bearing assets</b>	<b>7 785</b>	<b>5 506</b>
Long-term lease liabilities	3 558	2 573
Other long-term loan liabilities	41 784	12 207
Current lease liabilities	1 496	897
Other short-term loan liabilities	1 481	4 380
<b>Total interest-bearing liabilities</b>	<b>48 319</b>	<b>20 057</b>
<b>Total net debt</b>	<b>40 534</b>	<b>14 551</b>
<i>Net debt equity ratio, multiple</i>	<i>1.11</i>	<i>0.70</i>
<b>Shareholders' equity</b>		
Share capital	573	365
Other capital contributed	16 667	7 363
Other reserves	844	-1 766
Retained earnings, including net income for the year	18 340	14 830
Non-controlling interests	14	8
<b>Total shareholders' equity</b>	<b>36 438</b>	<b>20 800</b>
<b>Total financing</b>	<b>76 972</b>	<b>35 351</b>

Operating items. ■ Net debt-related items. ■ Goodwill and non-operating items. ■ Items related to shareholders' equity.

Securitas' financial model is described on pages 48-49.



## Consolidated statement of changes in shareholders' equity

MSEK	Shareholders' equity attributable to equity holders of the Parent Company <sup>1</sup>							Total share-holders' equity
	Share capital	Other capital contributed	Hedging reserve	Translation reserve	Retained earnings, including net income for the year	Total	Non-controlling interests <sup>2</sup>	
<b>Opening balance 2021</b>	<b>365</b>	<b>7 363</b>	<b>75</b>	<b>-2 864</b>	<b>12 758</b>	<b>17 697</b>	<b>10</b>	<b>17 707</b>
<b>Net income for the year</b>	-	-	-	-	<b>3 133</b>	<b>3 133</b>	<b>1</b>	<b>3 134</b>
<b>Other comprehensive income</b>								
<b>Items that will not be reclassified to the statement of income</b>								
Remeasurements of defined benefit pension plans net of tax	-	-	-	-	294	294	-	294
<b>Total items that will not be reclassified to the statement of income</b>	-	-	-	-	<b>294</b>	<b>294</b>	-	<b>294</b>
<b>Items that subsequently may be reclassified to the statement of income</b>								
Remeasurement for hyperinflation net of tax	-	-	-	-	92	92	-	92
Cash flow hedges net of tax <sup>2</sup>	-	-	-53	-	-	-53	-	-53
Cost of hedging net of tax <sup>2</sup>	-	-	9	-	-	9	-	9
Net investment hedges net of tax <sup>3</sup>	-	-	-	-382	-	-382	-	-382
Other comprehensive income from associated companies, translation differences	-	-	-	22	-	22	-	22
Translation differences	-	-	-	1 427	-	1 427	1	1 428
<b>Total items that subsequently may be reclassified to the statement of income</b>	-	-	-44	<b>1 067</b>	<b>92</b>	<b>1 115</b>	<b>1</b>	<b>1 116</b>
<b>Other comprehensive income</b>	-	-	-44	<b>1 067</b>	<b>386</b>	<b>1 409</b>	<b>1</b>	<b>1 410</b>
<b>Total comprehensive income for the year</b>	-	-	-44	<b>1 067</b>	<b>3 519</b>	<b>4 542</b>	<b>2</b>	<b>4 544</b>
Transactions with non-controlling interests <sup>1</sup>	-	-	-	-	-	-	-4	-4
Share-based incentive schemes <sup>1</sup>	-	-	-	-	13	13	-	13
Dividend paid to shareholders of the Parent Company	-	-	-	-	-1 460	-1 460	-	-1 460
<b>Closing balance 2021</b>	<b>365</b>	<b>7 363</b>	<b>31</b>	<b>-1 797</b>	<b>14 830</b>	<b>20 792</b>	<b>8</b>	<b>20 800</b>
<b>Opening balance 2022</b>	<b>365</b>	<b>7 363</b>	<b>31</b>	<b>-1 797</b>	<b>14 830</b>	<b>20 792</b>	<b>8</b>	<b>20 800</b>
<b>Net income for the year</b>	-	-	-	-	<b>4 310</b>	<b>4 310</b>	<b>6</b>	<b>4 316</b>
<b>Other comprehensive income</b>								
<b>Items that will not be reclassified to the statement of income</b>								
Remeasurements of defined benefit pension plans net of tax	-	-	-	-	70	70	-	70
<b>Total items that will not be reclassified to the statement of income</b>	-	-	-	-	<b>70</b>	<b>70</b>	-	<b>70</b>
<b>Items that subsequently may be reclassified to the statement of income</b>								
Remeasurement for hyperinflation net of tax	-	-	-	-	837	837	-	837
Cash flow hedges net of tax <sup>2</sup>	-	-	-32	-	-	-32	-	-32
Cost of hedging net of tax <sup>2</sup>	-	-	-6	-	-	-6	-	-6
Net investment hedges net of tax <sup>3</sup>	-	-	-	-954	-	-954	-	-954
Other comprehensive income from associated companies, translation differences	-	-	-	22	-	22	-	22
Translation differences	-	-	-	3 580	-	3 580	2	3 582
<b>Total items that subsequently may be reclassified to the statement of income</b>	-	-	-38	<b>2 648</b>	<b>837</b>	<b>3 447</b>	<b>2</b>	<b>3 449</b>
<b>Other comprehensive income</b>	-	-	-38	<b>2 648</b>	<b>907</b>	<b>3 517</b>	<b>2</b>	<b>3 519</b>
<b>Total comprehensive income for the year</b>	-	-	-38	<b>2 648</b>	<b>5 217</b>	<b>7 827</b>	<b>8</b>	<b>7 835</b>
Transactions with non-controlling interests <sup>1</sup>	-	-	-	-	1	1	-2	-1
Share-based incentive schemes <sup>1</sup>	-	-	-	-	-104	-104	-	-104
Rights Issue	208	9 375	-	-	-	9 583	-	9 583
Transaction costs rights issue	-	-71	-	-	-	-71	-	-71
Dividend paid to shareholders of the Parent Company	-	-	-	-	-1 604	-1 604	-	-1 604
<b>Closing balance 2022</b>	<b>573</b>	<b>16 667</b>	<b>-7</b>	<b>851</b>	<b>18 340</b>	<b>36 424</b>	<b>14</b>	<b>36 438</b>

<sup>1</sup> Further information is provided in note 31.

<sup>2</sup> Specification can be found in note 7, in the table revaluation of financial instruments, as well as in note 16.

<sup>3</sup> For tax amount see note 16.



# Group notes

## Note 1 General corporate information

### Operations

Securitas serves a wide range of clients of all sizes in a variety of industries and client segments. Security solutions based on client-specific needs are built through different combinations of on-site, mobile and remote guarding, technology and solutions, fire and safety and corporate risk management. Securitas operates in North America, Europe, Latin America, Africa, the Middle East, Asia and Australia and has 358 000 employees in 44 countries.

### Information regarding Securitas AB

Securitas AB, corporate registration number 556302-7241, is a Swedish public company and has its registered office in Stockholm, Sweden. The address of the head office is:

Securitas AB  
Lindhagensplan 70  
SE-102 28 Stockholm  
Sweden

Securitas AB is listed on Nasdaq Stockholm on the Large Cap List and Securitas has been listed on the stock exchange since 1991.

### Information regarding the Annual Report and the consolidated financial statements

This Annual Report including the consolidated financial statements was signed by the Board of Directors and the President and CEO of Securitas AB and also approved for publication on March 30, 2023.

The statements of income and balance sheets for the Parent Company and the consolidated financial statements for the Group included in the Annual Report are subject to adoption by the Annual General Meeting on May 4, 2023.

## Note 2 Accounting principles

### Basis of preparation

Securitas' consolidated financial statements are prepared in accordance with International Financial Reporting Standards (IFRS) as endorsed by the European Union (EU), the Swedish Annual Accounts Act and the Swedish Financial Reporting Board's standard RFR 1 Supplementary Accounting Rules for Groups. The consolidated financial statements have been prepared in accordance with the historical cost convention method except where a fair value measurement is required according to IFRS. Examples of assets and liabilities measured at fair value are financial assets or financial liabilities (including derivatives) at fair value through profit or loss and plan assets related to defined benefit pension plans.

### Estimates and judgments

NOTE 4

The preparation of financial reports requires the Board of Directors and Group Management to make estimates and judgments. Estimates and judgments will impact both the statement of income and the balance sheet as well as disclosures such as contingent liabilities. Actual outcome may differ from these judgments under different assumptions or conditions.

### Adoption and impact of new and revised IFRS for 2022

As of January 1, 2022, the amendments to IAS 37, Provisions, Contingent Liabilities and Contingent Assets came into effect. The amendments clarify that when assessing and identifying whether a contract is onerous, all costs directly related to the contract should be included, both incremental costs

and an allocation of costs directly related to the contract. The amendments have no significant impact on the Group's financial statements.

Securitas has adopted the practical expedient to IFRS 16 Leases that provides relief to lessees from applying the IFRS 16 guidance on lease modifications to rent concessions arising as a direct consequence of the corona pandemic. The practical expedient applies to rent concessions up until June 30, 2022, and has had no significant impact on the Group's financial statements.

None of the other published standards and interpretations that are mandatory for the Group's financial year 2022 have had any impact on the Group's financial statements.

### Introduction and effect of new and revised IFRS that are effective as from 2023

None of the published standards and interpretations that are mandatory for the Group's financial year 2023 are assessed to have any significant impact on the Group's financial statements.

### Introduction and effect of new and revised IFRS that are effective as from 2024 and onwards

The effect on the Group's financial statements from standards and interpretations that are mandatory for the Group's financial year 2024 or later remain to be assessed.

### Business combinations (IFRS 3) NOTE 11, 17, 18 AND 19

The acquisition method is used to account for the Group's business combinations. All payments to acquire a business are recorded at fair value at the acquisition date, with contingent considerations and acquisition-related option liabilities classified as debt subsequently remeasured through the statement of income. The Group chooses on an acquisition-by-acquisition basis to measure the non-controlling interest in the acquiree at fair value or at the non-controlling interest's proportionate share of the acquiree's net assets. All acquisition-related transaction costs are expensed. These costs are in the Group accounted for on a line in the statement of income named acquisition-related costs. Costs accounted for on this line are transaction costs, revaluation (including discounting) of contingent considerations and acquisition-related option liabilities, revaluation to fair value of previously acquired shares in step acquisitions and acquisition-related restructuring and integration costs.

The excess of the cost of acquisition over the fair value of the Group's share of the identifiable net assets acquired is recorded as goodwill. If the cost of acquisition is less than the fair value of the net assets of the subsidiary acquired, the difference is recognized directly in the consolidated statement of income.

### Scope of the consolidated financial statements (IFRS 10 and IFRS 12)

NOTE 17 AND 51

The consolidated financial statements relate to the Parent Company Securitas AB and all subsidiaries. Subsidiaries are all companies where the Group has control, which is the case where the Group is exposed, or has rights, to variable returns from its involvement with the company and has the ability to affect those returns through its power over the company.

The consolidated financial statements include companies acquired with effect from the date that the Group obtains control. Companies divested are excluded with effect from the date that the Group ceases to have control.

Pricing of deliveries among Group companies is based on normal business principles. Intercompany transactions, balances and unrealized gains and losses between Group companies are eliminated.

### Non-controlling interests (IFRS 3 and IFRS 10)

NOTE 31

The Group treats transactions with non-controlling interests as transactions with equity owners of the Group. For acquisitions from non-controlling interests, the difference between any consideration paid and the relevant share acquired of the carrying value of net assets of the subsidiary is recorded

Note

1

2

3

4

5

6

7

8

9

10

11

12

13

14

15

16

17

18

19

20

21

22

23

24

25

26

27

28

29

30

31

32

33

34

35

36

37

38

39

40

41

42

43

44

45

46

47

48

49

50

51

52

53

54

55

56

57

58

59

60

in equity on the line transactions with non-controlling interests in the consolidated statement of changes in shareholders' equity. Gains or losses on disposals to non-controlling interests are also recorded in equity on the same line.

The principle to treat transactions with non-controlling interests as transactions with equity owners of the Group is also applied to the valuation of options relating to non-controlling interests. This means that at both initial recognition and for any subsequent revaluation, according to the economic entity model, the transactions are recognized in equity as transactions with non-controlling interests.

**Investments in associates (IAS 28) NOTE 23 AND 52**

Associates are entities in which Securitas can exert a significant influence, generally accompanying a shareholding of between 20 percent and 50 percent of the voting rights. The equity method is used to account for these shareholdings. All payments to acquire a business are recorded at fair value on the acquisition date, with contingent considerations and acquisition-related option liabilities classified as debt subsequently remeasured through the statement of income. All acquisition-related transaction costs are expensed.

Share in income of associates is recognized in the consolidated statement of income. Depending on the purpose of the investment, share in income of associates is included either in operating income, if it is related to associates that have been acquired to contribute to the operations, or in income before taxes as a separate line within net financial items, if it is related to associates that have been acquired as part of the financing of the Group. In both cases the share in income of associates are net of tax. All associates in the Group are currently classified as operational associates.

In the consolidated balance sheet, investments in associates are stated at cost including the cost of the acquisition that is attributed to goodwill and other acquisition-related intangible assets, adjusted for dividends and the share of income after the acquisition date. Investments in associates are also adjusted for translation differences of foreign investments to the exchange rate prevailing on the last day of the month. The translation differences are posted directly to other comprehensive income and thus do not affect net income for the year.

The consolidated financial statements include associates with effect from the date of the acquisition. Associates divested are excluded with effect from the divestment date.

Transactions, balances and unrealized gains and losses between the Group and its associates are eliminated to the extent of the Group's interest in the associate.

**Translation of foreign subsidiaries (IAS 21) NOTE 31**

The functional currency of each Group company, that is the currency in which the company primarily generates and expends cash, is determined by the primary economic environment in which the company operates. The functional currency of the Parent Company and the presentation currency of the Group, that is the currency in which the financial statements are presented, is Swedish kronor (SEK).

When translating the financial statements of each foreign subsidiary, each month's statement of income is translated using the exchange rate prevailing on the last day of the month. This means that income for each month is not affected by foreign exchange fluctuations during subsequent periods. Balance sheets are translated using exchange rates prevailing at each balance sheet date. Translation differences arising in the conversion of balance sheets are posted directly to other comprehensive income and thus do not affect net income for the year. The translation difference arising because statements of income are translated using average rates, while balance sheets are translated using exchange rates prevailing at each balance sheet date, is posted directly to other comprehensive income.

Where loans have been raised to reduce the Group's foreign exchange/translation exposure in foreign net assets, and qualify for the hedge accounting criteria, exchange rate differences on such loans are recognized together with the exchange rate differences arising from the translation of foreign net assets in other comprehensive income.

The accumulated translation differences are accounted for in translation reserve in equity. When a foreign operation or part thereof is sold, such

exchange differences are recognized in the statement of income as part of the gain or loss on sale.

Goodwill and fair value adjustments arising on the acquisition of a foreign entity are treated as assets and liabilities of the foreign entity and translated using exchange rates prevailing at each balance sheet date.

**Remeasurement for hyperinflation (IAS 29) NOTE 14**

The Group's subsidiaries in countries that according to IAS 29 are classified as hyperinflationary economies are accounted for in the Group's financial statements after remeasurement for hyperinflation. Currently, Securitas' operations in Argentina and, as from the second quarter 2022, Türkiye are accounted for according to IAS 29. This includes the subsidiaries with functional currency in ARS or TRY as well as consolidated goodwill that is consolidated into SEK from ARS or TRY.

The non-monetary balance sheet items have been remeasured by applying a general price index. The index used by Securitas for the remeasurement of the financial statements is the consumer price index with base period January 2003 for Argentina and 2005 for Türkiye. The items in the financial statements subject to remeasurement are based on the historical cost approach.

Remeasurement of the consolidated goodwill balance is recognized as part of other comprehensive income. This is based on the fact that goodwill would be offset in equity if pushed down to subsidiary level. Also, it does not contribute to any changes in the net monetary position of the subsidiary.

Remeasurement of the non-monetary balance sheet items and the statement of income on subsidiary level is part of the net monetary gain or loss recognized in the statement of income as part of financial income and expenses. The statements of income for each month have been translated at the closing rate on the balance sheet date ending each quarter during the year.

**Transactions, receivables and liabilities in foreign currency (IAS 21) NOTE 11 AND 15**

Transactions in foreign currency are translated into the functional currency in accordance with the exchange rates prevailing at the date of the transaction. Exchange differences on monetary items are recognized in the statement of income when they arise, with the exception of net investment hedges recognized via other comprehensive income (see above under the section Translation of foreign subsidiaries). Exchange differences from operating items are recognized as either production expenses or selling and administrative expenses, while exchange differences from financial items are recognized as financial income or financial expenses.

When preparing the financial statements of individual companies, foreign currency denominated receivables and liabilities are translated to the functional currency of the individual company using the exchange rates prevailing at each balance sheet date.

**Revenue recognition (IFRS 15) NOTE 6 AND 45**

The Group's revenue is generated mainly from various types of security services, as described below.

Guarding services comprises on-site and mobile guarding, which is services with the same revenue recognition pattern. Revenue is recognized over time, as the services are rendered by Securitas and simultaneously consumed by the customers. Such services cannot be reformed.

Technology and solutions comprise two broad categories. Technology consists of the sale of alarm installations comprising design and installation (time, material and related expenses). Revenue is recognized as per the contract, either upon completion of the conditions in the contract, or over time based on the percentage of completion. Remote guarding (in the form of alarm monitoring services), that is sold separately and not as part of a solution, is also included in this category. Revenue recognition is over time as this is also a service that is rendered by Securitas and simultaneously consumed by the customers. The category further includes maintenance services, that are either performed upon request (time and material) with revenue recognition at a point in time (when the work has been performed), or over time if part of a service level contract with a subscription fee. Finally, there is also product sales (alarms and components) without any design or installation. The revenue recognition is at a point in time (upon delivery).



Solutions are a combination of services such as on-site and/or mobile guarding and/or remote guarding. These services are combined with a technology component in terms of equipment owned and managed by Securitas and used in the provision of services. The equipment is installed at the customer site. The revenue recognition pattern is over time, as the services are rendered by Securitas and simultaneously consumed by the customers. A security solution normally constitutes one performance obligation.

Other comprises mainly corporate risk management services that are either recognized over time or at a point in time as well as other ancillary business.

Other operating income consists mainly of trade mark fees for the use of the Securitas brand name.

The segments have the principle of expensing costs to obtain contracts as they are incurred. Such costs are capitalized at Group level and amortized over the expected duration of the contract. This effect is accounted for under Other in the segment overviews and constitutes a difference between the segment's accounting principles and the Group's accounting principles, reflecting the operating result measure reported to the chief operating decision maker.

Costs to fulfil a contract such as salaries and payroll overhead are expensed immediately as the services are rendered by Securitas and consumed by the client.

## Operating segments (IFRS 8) NOTE 10

A combination of factors has been used in order to identify the Group's segments. Most important is the characteristic of the services provided and the geographical split. The operating segments are regularly reviewed by the chief operating decision maker, which is the President and CEO.

The Group's operations are divided into three reportable segments and Other. The reportable segments are also referred to as business segments in the Group's financial reports. Refer to note 10 for further information regarding the segments.

As described above under Revenue recognition, the segments have the principle of expensing costs to obtain contracts as they are incurred. Such costs are capitalized at Group level and amortized over the expected duration of the contract. This effect is accounted for under Other in the segment overviews and constitutes a difference between the segment's accounting principles and the Group's accounting principles, reflecting the operating result measure reported to the chief operating decision maker. This is the only difference in principles between the segments and the Group.

The assets and liabilities of each segment include only those items that have been utilized or arisen in ongoing operations. Non-operational balance sheet items, primarily current tax, deferred tax, and provisions for taxes, are accounted for under the Other heading in the table Capital employed and financing in note 10. In the table Assets and liabilities in the same note, these items are accounted for as unallocated non-interest bearing assets and unallocated non-interest bearing liabilities. Reconciliation between total segments and the Group is disclosed in note 10.

Geographical information related to sales and non-current assets is disclosed in note 10 for Sweden (which is Securitas' country of domicile) and for all individual countries where the sales or non-current assets exceed 10 percent of the total amount for the Group.

The geographical split of sales is based on the location of the sales. The location of the sales corresponds in all material aspects to the location of the clients. There are no sales to any individual client that are deemed to represent a significant portion of the Group's total sales.

## Accounting for government grants and disclosure of government assistance (IAS 20) NOTE 11

Securitas, like other employers, is eligible for a variety of government grants relating to employees. These grants relate mainly to compensation for salaries paid for partial unemployment and costs for training and education, but also to for example incentives for hiring new staff and compensation for sickness costs. All grants are accounted for in the statement of income as a cost reduction in the same period as the related underlying cost.

The grants recognized in the statement of income are based on Securitas' assessment of having fulfilled all conditions pertaining to the particular grant. If there are conditions for particular grants and there is uncertainty

relating to the fulfilment of any condition, these grants have been deferred until the assessment is that all conditions have been fulfilled.

## Acquisition-related restructuring and integration costs (IAS 37) NOTE 11

Acquisition-related restructuring costs are costs relating to the restructuring and/or integration of acquired operations into the Group. Restructuring costs can cover several activities that are necessary to prepare acquired operations for integration into the Group, such as redundancy payments. Integration costs normally cover activities that do not qualify to be recognized as provisions. Such activities could be re-branding (changing logos on buildings, vehicles, uniforms, etc.), but could also cover personnel costs, for example training, recruitment, relocation and travel, certain client related costs and other incremental costs to transform the acquired operation into Securitas' format. Classifying expenses as costs relating to integration of acquired operations must also fulfill the criteria below:

- The cost would not have been incurred if the acquisition not had taken place
- The cost relates to a project identified and controlled by management as part of an integration program set up at the time of acquisition or as a direct consequence of an immediate post-acquisition review

## Items affecting comparability NOTE 11

This item includes events and transactions with significant effects, which are relevant for understanding the Group's financial performance when comparing income for the current period with previous periods. They include capital gains and losses arising from the disposal of operations that are material individually or aggregated, material impairment losses and bad debt losses, litigations and insurance claims and other material income and expense items that affect comparability. The latter thus also includes costs for material restructuring and transformation programs such as the Group's cost savings programs and the transformation programs for further digitization of the company.

Costs relating to the STANLEY Security acquisition also have an impact that is relevant to account for as items affecting comparability when comparing income for the current period with previous periods, and in 2021 this included only transaction costs, but 2022 also includes acquisition-related restructuring and integration costs as these are deemed to affect comparability. Furthermore interest expense and fees relating to the MUSD 915 bridge facility repaid on October 18, 2022 is considered as an item affecting comparability as it is repaid by the proceeds from the rights issue and will consequently not result in any further impact in the statement of income after October 18, 2022 compared to the debt funding for the acquisition that will remain in place also going forward. As it relates to financing costs it is still included on the line Financial income and expenses. The amount for 2022 is MSEK -67.

Tax on items affecting comparability and tax items that in themselves constitute items affecting comparability are reported on the line taxes in the consolidated statement of income. This includes a reversal of a tax provision in Spain of MSEK 151 in 2022.

The difference between items affecting comparability according to the statement of income and cash flow from items affecting comparability is accounted for on the line Adjustment for effect on cash flow from items affecting comparability in the consolidated statement of cash flow and specified in note 11, except when it relates to the disposal of subsidiaries classified as items affecting comparability, where the cash flow is accounted for on the line Acquisitions and divestitures of subsidiaries and for financial items and tax as Financial income and expenses paid and Current taxes paid respectively if applicable.

Items that are classified as items affecting comparability in a period are accounted for consistently in future periods by treating any reversal of those items as items affecting comparability.

## Taxes (IAS 12) NOTE 16 AND 48

Deferred income tax is provided in full, using the liability method, on temporary differences arising between the tax bases of assets and liabilities and their carrying amounts in the consolidated financial statements. However, if the deferred income tax arises from initial recognition of an asset or liability in a transaction other than a business combination that at the time of the

Note
1
2
3
4
5
6
7
8
9
10
11
12
13
14
15
16
17
18
19
20
21
22
23
24
25
26
27
28
29
30
31
32
33
34
35
36
37
38
39
40
41
42
43
44
45
46
47
48
49
50
51
52
53
54
55
56
57
58
59
60

transaction affects neither accounting nor taxable profit or loss, it is not accounted for. Deferred income tax is determined using tax rates (and laws) that have been enacted or substantially enacted by the balance sheet date and are expected to apply when the related deferred income tax asset is realized or the deferred income tax liability is settled.

A deferred tax asset is recognized when it is probable that sufficient taxable income will arise that the deferred tax asset can be offset against. Deferred tax assets are valued as of the balance sheet date, and any potential previously unvalued deferred tax asset is recognized when it is expected to be usable, or correspondingly, reduced when it is expected to be wholly or partly unusable against future taxable income.

Current tax liabilities include provisions for taxes. Current and deferred taxes are posted directly to other comprehensive income if the relevant underlying transaction or event is posted directly to other comprehensive income in the period, or previous period if it pertains to an adjustment of an opening balance of retained earnings as the result of a change in accounting principle. Changes in current and deferred taxes that relate to exchange rate differences in the translation of the balance sheets of foreign subsidiaries are posted to translation differences in other comprehensive income.

Provisions are allocated for estimated taxes in the case dividends are anticipated and paid from subsidiaries to a Parent Company in the following year.

Deferred income tax is provided on temporary differences arising on investments in subsidiaries and associates, except where the timing of the reversal of the temporary difference is controlled by the Group and it is probable that the temporary difference will not be reversed in the foreseeable future.

## Impairment (IAS 36) NOTE 18

The Group's assets that have an indefinite useful life are not subject to amortization and are tested for impairment annually and if circumstances indicate that the carrying amount may not be recoverable. In addition to goodwill, these assets are limited to product brand names valued as part of the purchase price allocation for STANLEY Security and the brand name Securitas in one of the Group's countries of operations, where it has been acquired from a third party.

For the purpose of impairment testing, assets are grouped as cash-generating units (CGU), which corresponds to the smallest identifiable group of assets that generate cash inflows that are largely independent of the cash inflows from other assets.

Assets and liabilities for the segments are measured fully on segment level as the lowest level. This level corresponds to how Securitas evaluates its business in accordance with IFRS 8 and IAS 36.

Assets that are subject to depreciation or amortization are reviewed for impairment whenever events or changes in circumstances indicate that the carrying amount may not be recoverable. If this is the case, an impairment loss is recognized in the amount by which the asset's carrying amount exceeds its recoverable amount. The recoverable amount is the higher of an asset's fair value less costs to sell and value in use.

Value in use is measured as expected future discounted cash flows. The calculation of value in use is based on assumptions and estimates. The main assumptions concern the organic sales growth, the development of the operating margin and the necessary operating capital employed requirement as well as the relevant WACC (Weighted Average Cost of Capital) rate used to discount future cash flows. When determining the relevant WACC, Securitas considers the segments currency and risk profile.

## Goodwill and other acquisition-related intangible assets (IFRS 3, IAS 36 and IAS 38) NOTE 18 AND 19

Goodwill and other acquisition-related intangible assets are grouped at the lowest levels for which there are separately identifiable cash flows (Cash Generating Unit), that is, per segment. The segment level corresponds to the lowest level where complete financial information that is reviewed and used for control is available. The segment level is also the basis for the yearly impairment testing.

Goodwill is carried at cost less accumulated impairment losses. Other acquisition-related intangible assets arising from the Group's acquisitions can include various types of intangible assets such as marketing-related,

client-related, contract-related, brand-related and technology-based intangible assets. Other acquisition-related intangible assets normally have a definite useful life. These assets are recognized at fair value on the date of acquisition and subsequently carried at cost less accumulated amortization and any accumulated impairment losses.

Securitas' acquisition-related intangible assets mainly relate to client contract portfolios and the related client relationships. The valuation of the client contract portfolios and the related client relationships is based on the Multiple Excess Earnings Method (MEEM), which is a valuation model based on discounted cash flows. The valuation is based on the churn rates and profitability of the acquired portfolio at the time of the acquisition. In the model a specific charge – a contributory asset charge – is applied as a cost or return requirement for the assets supporting the intangible asset. Cash flows are discounted using the Weighted Average Cost of Capital (WACC) adjusted for local interest rate levels in the countries of acquisition. The useful life of client contract portfolios and the related client relationships is based on the churn rate of the acquired portfolio and is normally between 3 and 15 years, corresponding to a yearly amortization of between 6.7 and 33.3 percent. Brand-related intangible assets are calculated using the relief of royalty method. The useful life of these brands is normally between 5 and 10 years, corresponding to a yearly amortization of between 10 and 20 percent. The product brand names valued as part of the purchase price for STANLEY Security representing key product brands are not subject to amortization but tested yearly for impairment.

Amortization is calculated using the linear method and disclosed on the line amortization and impairment of acquisition-related intangible assets in the Group's statement of income.

A deferred tax liability is calculated, recognized and reversed over the same period as the intangible asset is amortized, in order to neutralize the impact on the Group's full tax rate from the acquisition.

## Cloud computing arrangements (IAS 38) NOTE 20

Securitas accounting principles follows The IFRS Interpretations Committee (IFRS IC) agenda decision from April 2021, on "cloud computing arrangement costs", that is costs for configuring or adapting software in a cloud-based solution.

The first assessment per arrangement is to determine if it contains a lease component, which would result in an application of IFRS 16. If this is not the case, the second assessment is if costs can be capitalized in accordance with IAS 38 or if costs should be recognized directly in the statement of income in the period to which the configuration and customization is attributable in accordance with a service contract. Within the concept of a service contract, it is possible that costs are expensed over the contract term if the configuration and customization is performed by the software as a service arrangement provider or a subcontractor engaged by the provider. Within the framework of a larger transformation project, where different applications and software are being integrated to achieve the total functionality, it is possible that both capitalized cost under IAS 38 as well as costs that are recognized immediately or over the contract term exist. The assessment is then carried out for the different parts of the project. Recognition as an intangible asset under IAS 38 entail integration with other applications with a significant enhancement to functionality, middleware solutions and a high level of complexity. Securitas currently has no ongoing or finished projects that are deemed to fall under IFRS 16.

## Other intangible assets (IAS 36 and IAS 38) NOTE 20 AND 49

The Group's other intangible assets include the trademark Securitas, which is estimated to have an indefinite useful life. The trademark has been capitalized only in those cases where it has been acquired from a third party. This trademark is not amortized but tested annually for impairment.

All other items in other intangible assets have a definite useful life. Amortization is linear and based on estimated useful lives of the assets. The amortization rates are normally:

Software licenses and similar assets	10.0–33.3 percent
Other intangible assets	10.0–33.3 percent

## Tangible non-current assets (IAS 16 and IAS 36)

NOTE 22 AND 50

Securitas applies the cost method for measurement of tangible non-current assets. Depreciation is linear and based on estimated useful lives of the assets and estimated residual value. The depreciation rates are normally:

Machinery and equipment	10–50 percent
Buildings and land improvements	2–10 percent
Land	0 percent

## Leases (IFRS 16)

NOTE 13 AND 21

### Securitas as a lessee

Securitas' lease agreements are mainly attributable to buildings and vehicles. In the consolidated balance sheet, they are accounted for as right-of-use assets (included in non-current assets) and long-term and current lease liabilities.

Right-of-use assets are depreciated over the shorter of the asset's useful life and the lease term on a straight-line basis. In the consolidated statement of income, depreciation is accounted for on the lines production expenses and selling and administrative expenses. Interest expenses are accounted for on the line financial expenses. In the Group's segment overviews, the effects on the financial statements from leases are accounted for under each segment, except for interest expense, which is accounted for on Group level only.

The lease liabilities are initially measured at the present value of remaining lease payments, discounted by using the incremental borrowing rate for each country. Lease payments are allocated between principal and interest expense.

The right-of-use assets are initially measured at an amount equal to the lease liabilities. If advance payments have been made, the right-of-use assets are adjusted for these payments. Any reassessment of the lease liabilities in subsequent periods leads to corresponding adjustments to the right-of-use assets.

Extension clauses are evaluated for each lease agreement and are applied based on the best estimate at each closing. They are included in the lease period if it is reasonably certain that the lease will be extended.

Payments for short-term leases, where the lease term ends within 12 months of the date of initial application, as well as leases of low-value assets, are recognized on a straight-line basis as an expense in the statement of income and thus excluded from the lease liabilities accounted for under IFRS 16.

### Securitas as a lessor

The extent of lease contracts where the Group is the lessor has increased as a consequence of the acquisition of STANLEY Security. Leases where the Group is a lessor are classified as either finance leases or operating leases, depending if they transfer substantially all the risks and rewards of the ownership from the lessor. In cases where the Group is the lessor of lease contracts classified as finance leases revenue and the corresponding production costs are recognized in the statement of income and an amount corresponding to the net investment in the lease is recognized split into a long-term and a short-term receivable in the balance sheet. In cases where the Group is the lessor of lease contracts classified as operational, revenue is recognized on a linear basis over the lease term and included in total sales in the consolidated statement of income. Depreciation is recognized under operating income on a straight-line basis over the assets' useful life.

## Accounts receivable (IFRS 9)

NOTE 27

Accounts receivable are accounted for at nominal value net after provisions for expected bad debt losses. Expected and recognized bad debt losses are included in the line production expenses in the statement of income.

Recognized revenue that has not been invoiced as of the balance sheet date is classified as accrued sales income (note 28). Contract balances for performance obligations not yet satisfied are classified as deferred revenue (note 36).

## Financial instruments (IFRS 7/IFRS 9/ IFRS 13/IAS 32/IAS 39)

NOTE 7, 15, 24, 29, 32, 35 AND 44

### Classification and measurement of financial instruments

The Group classifies financial assets and liabilities as those to be measured at amortized cost and those to be measured at fair value (either through other comprehensive income (OCI) or through the statement of income).

The classification of financial assets depends on Securitas' business model for managing these assets and the contractual terms of the cash flows. The business model mainly applied by Securitas is hold to collect, meaning that financial assets are held to collect contractual cash flows. These cash flows solely represent payments of principal and interest (SPPI). The majority of Securitas financial assets are thus measured at amortized cost. Financial liabilities, except for derivatives and deferred considerations related to acquisitions, are measured at amortized cost. Derivatives are measured at fair value through profit and loss unless hedge accounting is applied.

Financial instruments with maturities within 12 months after the balance sheet date are either included in current assets on the line other interest-bearing current assets, or in current liabilities on the line other short-term loan liabilities. Financial instruments with maturities later than 12 months after the balance sheet date are either included in non-current assets on the line interest-bearing financial non-current assets, or in long-term liabilities on the line other long-term loan liabilities.

Securitas applies the forward-looking expected credit loss model. The most important financial assets subject to this model are accounts receivable, for which the Group applies the simplified approach permitted by IFRS 9. This method requires expected lifetime losses to be recognized from initial recognition of the receivables. For further information refer to note 27.

### Financial assets at amortized cost

Assets in this category are measured at amortized cost using the effective interest rate method. Most of the Group's current assets are measured at amortized cost, for example assets such as accounts receivable and long-term and short-term receivables, which are non-derivative financial assets with fixed or determinable payments. They arise when the Group provides money, goods or services directly to a debtor with no intention of trading the receivable.

### Financial assets at fair value through profit and loss (FVPL)

Assets in this category are measured at fair value, for example derivatives with positive fair value. Changes in fair value are recognized in the statement of income as they arise unless hedge accounting is applied.

### Financial assets at fair value through other comprehensive income (FVOCI)

Securitas currently has no financial assets in this category.

### Financial liabilities at amortized cost

Liabilities in this category are measured at amortized cost using the effective interest rate method. This category comprises such items as accounts payable and other current liabilities, and any long-term and short-term loans not included in the category financial liabilities at fair value through profit and loss.

### Financial liabilities at fair value through profit and loss (FVPL)

Liabilities in this category are measured at fair value, for example derivatives with negative fair value and deferred considerations. Changes in fair value are recognized in the statement of income as they arise unless hedge accounting is applied.

### Recognition and derecognition

Regular purchases and sales of financial assets are recognized on trade-date, the date on which the Group commits to purchase or sell the asset. Financial assets are derecognized when the rights to receive cash flows from the financial assets have expired or have been transferred and the Group has transferred substantially all the risks and rewards of ownership. Financial instruments are removed from the balance sheet when the obligation specified in the contract is discharged, cancelled or expired.

At initial recognition, the Group measures a financial asset at its fair value plus, in the case of a financial asset not at fair value through profit or loss

Note	1
	2
	3
	4
	5
	6
	7
	8
	9
	10
	11
	12
	13
	14
	15
	16
	17
	18
	19
	20
	21
	22
	23
	24
	25
	26
	27
	28
	29
	30
	31
	32
	33
	34
	35
	36
	37
	38
	39
	40
	41
	42
	43
	44
	45
	46
	47
	48
	49
	50
	51
	52
	53
	54
	55
	56
	57
	58
	59
	60

(FVPL), transaction costs that are directly attributable to the acquisition of the financial asset. Transaction costs of financial assets carried at FVPL are expensed in profit or loss.

### Financial risk management and hedge accounting

Securitas' business activities create exposure to financial risks, such as interest rate risk, foreign currency risk, financing and liquidity risk and credit/counterparty risk.

Derivatives are used for the following main purposes: hedging the interest rate element of external debt and changing its currency profile, gearing ratio hedging and hedging of internal borrowings and investments.

Where all relevant criteria are met, Securitas applies hedge accounting to remove the accounting mismatch between the hedging instrument and the hedged item. At inception of the hedge relationship, the Group documents the economic relationship between hedging instruments and hedged items. The economic relationship is determined based on the matching of critical terms. For interest rate hedges these are interest rates, cash flow, currency, interest periods and maturity. For cash flow hedges these are currency, nominal amount and dates. The Group documents its risk management objective and strategy for undertaking its hedge transactions. Hedge effectiveness is determined at the inception of the hedge relationship, and through periodic prospective effectiveness assessments to ensure that an economic relationship exists between the hedged item and hedging instrument.

For derivatives designated in fair value hedges, the gains or losses from re-measuring the hedging instruments at fair value are recognized in the statement of income. Also included in this category are derivatives where there is a natural offset in the accounting and where the purpose is to achieve an offsetting impact without qualifying for hedge accounting. The Group does not hedge 100 percent of its fixed rate loans; therefore, the hedged item is identified as a proportion of the outstanding loans equal to the notional amount of the swaps. Accordingly, the hedge ratio is 1:1.

For derivatives designated in cash flow hedges, the gains or losses from re-measuring the hedging instruments at fair value are recognized in the hedging reserve in other comprehensive income, with a reversal from the hedging reserve to the statement of income in the period in which the cash flow of the hedged item impacts the statement of income. Any ineffectiveness is recognized in the statement of income. The Group does not hedge 100 percent of its floating rate loans; therefore, the hedged item is identified as a proportion of the outstanding loans equal to the notional amount of the swaps. Accordingly, the hedge ratio is 1:1.

For derivatives which are part of net investment hedges, the exchange rate gains and losses are recognized in other comprehensive income. Any ineffectiveness is recognized in the statement of income.

All cash flows (accrued interest income/expenses) that arise from interest rate derivative contracts are recognized as interest income and/or interest expense in the statement of income in the period to which they relate. Changes in fair value (after accruals) for both the hedged item and the hedging instrument (derivative) are recognized as revaluation of financial instruments. Revaluation of financial instruments is included in financial income and/or financial expenses in the statement of income and specified in the table Revaluation of financial instruments in note 7 as well as on a separate line in note 15.

Refer to note 7 for further information regarding the Group's risk exposure.

### Hedge ineffectiveness

The Group enters into interest rate swaps that have similar critical terms as the hedged item, such as reference rates, reset dates, payment dates, maturities and notional amounts.

Hedge ineffectiveness for interest rate swaps may occur if changes in circumstances affect the terms of the hedged item such that the critical terms no longer match exactly with the critical terms of the hedging instrument. It may occur due to:

- the credit value/debit value adjustment on the interest rate swaps which is not matched by the loan. This is mitigated by the use of credit support annexes, and
- differences in critical terms between the interest rate swaps and loans.

As all hedging relationships had matching terms, there was no significant hedge ineffectiveness during the year.

### Share-based payments (IFRS 2) NOTE 9, 12, 31 AND 55

Securitas has from 2022 only one share-based incentive scheme. The remaining program is the long-term share-based incentive scheme that has

been in place since 2019 and is also subject to yearly approval by the Annual General Meeting.

For the scheme, the cost for Securitas, including social security expenses, is accounted for in the statement of income during the vesting period. The share-based portion of the bonus is classified as equity (the long-term scheme is fully equity-settled). At the end of the program, a revaluation is made of the original estimates and the final outcome of social security expenses is determined. Any deviation due to the revaluation, for example due to any participant leaving the Group and not receiving allocated shares, is accounted for in the statement of income.

The short-term share-based incentive scheme that has been in place several years is from 2022 no longer applicable. The participants in the scheme received a bonus of which two thirds were payable in cash in the beginning of the year after the bonus has been accrued. The remaining one third of the bonus were used to acquire shares at market value. These shares are delivered to the participants in March, two years following the performance year, conditioned by a continuous employment during the vesting period, except where a participant has left his/her employment due to retirement, death or long-term disability, in which case the participant shall have a continued right to receive shares. The last delivery of shares to participants in the share-based incentive scheme 2021 was in March 2023.

In order to hedge the share portion of Securitas' share-based incentive scheme 2021, the Group has in 2022 entered into a swap agreement with a third party. The swap agreement represents an obligation for the Parent Company to purchase its own shares at a predetermined price. The swap agreement is consequently classified as an equity instrument and accounted for in equity as a reduction of retained earnings. A swap agreement was also entered into to hedge the share portion of Securitas share-based incentive scheme 2020. That swap agreement settled during 2022 in conjunction with the delivery of the shares to the participants upon vesting.

Under the long-term share-based incentive scheme participants will have to invest Securitas series B shares at market price or nominate already vested or currently vesting shares. For every share thus purchased or invested the company will grant so called performance awards free of charge. The performance condition is linked to the development of real change in earnings per share (if applicable excluding items affecting comparability) and the outcome is calculated yearly, whereby one third is measured against the outcome of the first year, one third against the second year and one third against the third year. The award of shares is in addition to the fulfillment of performance conditions contingent on the employment as per the vesting day and that the invested shares are kept during the whole vesting period. The number of shares awarded will also include compensation for dividend during the vesting period by increasing the number of shares awarded.

The cost for the service rendered under the long-term incentive program is spread over the vesting period and is based on a fair value on the grant date for Securitas series B share.

The share purchase in Securitas may be handled by a swap agreement with a third party. The accounting principles described for the swap agreement above will also be applicable for any future swap agreements in relation to the long-term program.

### Employee benefits (IAS 19) NOTE 25, 33 AND 36

Employee benefits are all forms of consideration given by the Group in exchange for services rendered by its employees. With the exception of the share-based incentive schemes, described above, which falls under IFRS 2, they are all covered under IAS 19. The considerations mainly relate to salaries and payroll overhead such as social charges and payroll taxes, but also include other short-term employee benefits that are expected to be settled within 12 months of the balance sheet date. These include, but are not limited to, vacation payments, cash-settled bonuses and also short-term healthcare benefits. When applicable these benefits also include the applicable social charges and payroll taxes. In addition to these benefits the Group is also responsible to withhold social charges, payroll taxes and income tax on behalf of its employees. These balances are included in other current liabilities and in other short-term provisions.

The Group also operates or participates in a number of defined benefit and defined contribution pension and other post-employment benefit plans as well as some other long-term employment plans. Other post-employment plans primarily relate to healthcare benefits. A defined contribution plan is a plan under which the Group pays fixed contributions to a separate entity. The Group has no legal or constructive obligations to pay further contributions if the fund does not hold sufficient assets to pay all members the benefits



relating to employee service in the current and prior periods. Contributions are recognized as expenses when they fall due for payment. Other plans are defined benefit plans.

Calculations for the defined benefit plans that exist within Securitas are carried out by independent actuaries. Costs related to defined benefit plans are recognized in operating income. The calculation of service cost is based on the projected unit credit method in a way that distributes the cost over the employee's working life. The net interest cost is estimated by applying the discount rate to the net defined benefit obligation. Administration costs are recognized in operating income in the period in which they occur.

The net defined benefit obligation recognized in the balance sheet is the present value of the defined benefit obligation at the end of the reporting period less the fair value of plan assets. The obligations are valued at the present value of the expected future cash flows using a discount rate corresponding to the interest rate on high quality corporate bonds or government bonds with a remaining term that is approximately the same as the obligations.

Remeasurements of post-employment benefit plans and reimbursement rights are recognized in other comprehensive income in the period in which they occur. Remeasurements of other long-term employee benefit plans as well as past service costs are recognized immediately in operating income.

If accounting for a defined benefit plan results in a net balance sheet asset, this is reported in the consolidated balance sheet under other long-term receivables. Otherwise it is reported as a provision under provisions for pensions and similar commitments. Provisions for pensions and similar commitments are not included in net debt.

When it is virtually certain that another party will reimburse some or all of the expenditure required to settle a defined benefit obligation, the right to reimbursement is recognized. This reimbursement right is measured at fair value and classified as a long-term receivable.

**Provisions (IAS 37) NOTE 16, 33, 34 AND 37**

The Group's provisions are mainly related to deferred tax liabilities (note 16), provisions for pensions and similar commitments (note 33) and liability insurance-related claims reserves (note 34 and 37).

Liability insurance-related claims reserves are calculated on the basis of a combination of case reserves, which represent claims reported, and IBNR (incurred but not reported) reserves. Actuarial calculations are performed quarterly to assess the adequacy of the reserves based on open claims and historical IBNR.

The Group has approximately 358 000 employees and as such from time to time faces labor-related disputes with current or former employees in relation to various matters. Such matters can involve, but are not limited to, the diverse interpretation of labor legislation, individual employee contracts or collective bargaining agreements and can for example relate to working hours, benefits payable, various reimbursements or the termination of employment. The Group follows IAS 37 and IAS 19 in determining when a contingent liability, a provision or a liability should be disclosed and/or recognized for these disputes.

## Note 3 Definitions, calculation of key ratios and exchange rates

### DEFINITIONS

**Statement of income according to Securitas' financial model**

**Production expenses<sup>1</sup>**

Wages and related costs, the cost of equipment used when performing professional duties, and all other costs directly related to the performance of services invoiced.

**Selling and administrative expenses<sup>1</sup>**

All costs of selling, administration and management including branch office expenses. The primary function of the branch offices is to provide the production with administrative support as well as to serve as a sales channel.

**Gross margin**

Gross income as a percentage of total sales.

**Operating income before amortization**

Operating income before amortization and impairment of acquisition-related intangible assets, acquisition-related costs and items affecting comparability, but including amortization and depreciation of other intangible assets, buildings and land and machinery and equipment.

**Operating margin**

Operating income before amortization as a percentage of total sales.

**Operating income after amortization**

Operating income after amortization and impairment of acquisition-related intangible assets, acquisition-related costs, items affecting comparability and including amortization and depreciation of other intangible assets, buildings and land and machinery and equipment.

**Adjusted income**

Operating income before amortization, adjusted for financial income and expenses (excluding revaluation of financial instruments according to IAS 39) and current taxes.

**Net margin**

Income before taxes as a percentage of total sales.

**Real change**

Change adjusted for changes in exchange rates.

**Statement of cash flow according to Securitas' financial model**

**Cash flow from operating activities**

Operating income before amortization adjusted for depreciation/amortization less capital expenditures in non-current tangible and intangible assets (excluding acquisition/divestiture of subsidiaries), change in accounts receivable and changes in other operating capital employed.

**Free cash flow**

Cash flow from operating activities adjusted for financial income and expenses paid and current taxes paid.

**Cash flow for the year<sup>1</sup>**

Free cash flow adjusted for acquisition/divestiture of subsidiaries, acquisition-related costs paid, cash flow from items affecting comparability, dividends, new issues and change in interest-bearing net debt excluding liquid funds.

**Balance sheet according to Securitas' financial model**

**Operating capital employed**

Capital employed less goodwill, acquisition-related intangible assets and shares in associated companies.

**Capital employed**

Non interest-bearing non-current and current assets less non interest-bearing long-term and current liabilities.

**Net debt**

Interest-bearing non-current and current assets less long-term and short-term interest-bearing loan liabilities.

Note	
1	
2	
3	
4	
5	
6	
7	
8	
9	
10	
11	
12	
13	
14	
15	
16	
17	
18	
19	
20	
21	
22	
23	
24	
25	
26	
27	
28	
29	
30	
31	
32	
33	
34	
35	
36	
37	
38	
39	
40	
41	
42	
43	
44	
45	
46	
47	
48	
49	
50	
51	
52	
53	
54	
55	
56	
57	
58	
59	
60	

<sup>1</sup> The definition is also valid for the formal primary statements – the statement of income and the statement of cash flow.



## CALCULATION OF KEY RATIOS 2022

### Usage of key ratios not defined in IFRS

Securitas applies ESMA's (European Securities and Markets Authority) guidelines for Alternative Performance Measures (APM). An APM is a financial measure of historical or future financial performance, financial position or cash flow that has not been defined in IFRS. In order to facilitate the analysis of the Group's development made by Group Management and other interested parties, Securitas accounts for certain APMs. The APMs are additional information and do not replace key ratios according to IFRS. Securitas definitions of APMs may be different from the definitions in other companies. Refer to the Annual Report 2021 for the previous year's calculations.

#### Acquired sales growth: 8%

This year's sales from acquired business as a percentage of the previous year's total sales.

Calculation:  $8\,293 / 107\,700 = 8\%$

#### Organic sales growth: 7%

Total sales for the year adjusted for acquisitions and changes in exchange rates as a percentage of the previous year's total sales adjusted for divestitures.

Calculation:  $((133\,237 - 8\,293 - 10\,460) / (107\,700 - 211)) - 1 = 7\%$

#### Real sales growth: 14%

Total sales for the year including acquisitions and adjusted for changes in exchange rates as a percentage of the previous year's total sales.

Calculation:  $((133\,237 - 10\,460) / 107\,700) - 1 = 14\%$

#### Change of currency adjusted operating income before amortization: 22%

Operating income before amortization adjusted for changes in exchange rates as a percentage of the previous year's operating income before amortization.

Calculation:  $((8\,033 - 714) / 5\,978) - 1 = 22\%$

#### Operating margin: 6.0%

Operating income before amortization as a percentage of total sales.

Calculation:  $8\,033 / 133\,237 = 6.0\%$

#### Change of currency adjusted operating income after amortization: 24%

Operating income after amortization adjusted for changes in exchange rates as a percentage of the previous year's operating income after amortization.

Calculation:  $((6\,484 - 640) / 4\,695) - 1 = 24\%$

#### Change of currency adjusted income before taxes: 16%

Income before taxes adjusted for changes in exchange rates as a percentage of the previous year's income before taxes.

Calculation:  $((5\,726 - 700) / 4\,331) - 1 = 16\%$

#### Change of currency adjusted net income: 22%

Net income adjusted for changes in exchange rates as a percentage of the previous year's net income.

Calculation:  $((4\,316 - 507) / 3\,134) - 1 = 22\%$

#### Earnings per share before dilution<sup>1,2</sup>: SEK 9.20 (7.14)

Net income for the year attributable to equity holders of the Parent Company in relation to the average number of shares before dilution.

Calculation 2022:  $((4\,316 - 6) / 468\,284\,366) \times 1\,000\,000 = \text{SEK } 9.20$

Calculation 2021<sup>3</sup>:  $((3\,134 - 1) / 438\,627\,461) \times 1\,000\,000 = \text{SEK } 7.14$

#### Earnings per share before dilution<sup>1,2</sup>, and before items affecting comparability<sup>4</sup>: SEK 10.77

Net income for the year attributable to equity holders of the Parent Company before items affecting comparability in relation to the average number of shares before dilution.

Calculation:  $((4\,316 - 6 + 1153 - 422) / 468\,284\,366) \times 1\,000\,000 = \text{SEK } 10.77$

Items affecting comparability of MSEK 1153 consists of the line items affecting comparability according to the consolidated statement of income of MSEK 1086 and MSEK 67 from financial income and expenses. Taxes of MSEK 422 on items affecting comparability includes reversal of a tax provision in Spain of MSEK 151.

#### Change of currency adjusted earnings per share before dilution<sup>1,2</sup>: 14%

Net income for the year attributable to equity holders of the Parent Company adjusted for changes in exchange rates in relation to the average number of shares before dilution as a percentage of the previous year's earnings per share before dilution.

Calculation:  $((((4\,316 - 6 - 507) / 468\,284\,366) \times 1\,000\,000) / 714) - 1 = 14\%$

#### Change of currency adjusted earnings per share before dilution<sup>1,2</sup> and before items affecting comparability<sup>4</sup>: 9%

Net income for the year attributable to equity holders of the Parent Company before items affecting comparability and adjusted for changes in exchange rates, in relation to the average number of shares before dilution and before items affecting comparability.

Calculation:

$((((4\,316 - 6 + 1153 - 422 - 614) / 468\,284\,366) \times 1\,000\,000) / 8.66) - 1 = 9\%$

Items affecting comparability of MSEK 1153 consists of the line items affecting comparability according to the consolidated statement of income of MSEK 1086 and MSEK 67 from financial income and expenses. Taxes of MSEK 422 on items affecting comparability includes reversal of a tax provision in Spain of MSEK 151.

#### Cash flow from operating activities as % of operating income before amortization: 71%

Cash flow from operating activities as a percentage of operating income before amortization.

Calculation:  $5\,720 / 8\,033 = 71\%$

#### Free cash flow as % of adjusted income: 57%

Free cash flow as a percentage of adjusted income (operating income before amortization adjusted for financial income and expenses, excluding revaluation of financial instruments, and current taxes).

Calculation:  $3\,422 / (8\,033 - 758 + 2 - 1\,298) = 57\%$

#### Free cash flow in relation to net debt: 0.08

Free cash flow in relation to closing balance net debt.

Calculation:  $3\,422 / 40\,534 = 0.08$

#### Net debt to EBITDA ratio: 4.0

Net debt in relation to operating income after amortization plus amortization of acquisition-related intangible assets and depreciation.

Calculation:  $40\,534 / (6\,484 + 414 + 3\,120) = 4.0$

#### Operating capital employed as % of total sales: 13%

Operating capital employed as a percentage of total sales adjusted for full year sales of acquired and divested entities.

Calculation:  $18\,377 / (133\,237 + 9\,030) = 13\%$

#### Return on operating capital employed: 49%

Operating income before amortization plus items affecting comparability as a percentage of the average balance of operating capital employed.

Calculation:  $(8\,033 - 1\,086) / ((18\,377 + 9\,908) / 2) = 49\%$

#### Return on capital employed: 9%

Operating income before amortization plus items affecting comparability as a percentage of the closing balance of capital employed.

Calculation:  $(8\,033 - 1\,086) / 76\,972 = 9\%$

#### Net debt equity ratio: 1.11

Net debt in relation to shareholders' equity.

Calculation:  $40\,534 / 36\,438 = 1.11$

1 There are no convertible debt instruments. Consequently, there is no difference between earnings per share before and after dilution.

2 Number of shares includes shares related to the Group's share-based incentive scheme that have been hedged through a swap agreement.

3 The average number of shares outstanding have been adjusted for the rights issue completed on October 11, 2022.

4 Items affecting comparability in the full year is consisting of one-off effects of MSEK - 632 from the transformation programs, MSEK - 454 from the acquisition of STANLEY Security and MSEK - 67 from interest expense and fees relating to the MUSD 915 bridge facility repaid on October 18, 2022 (this financing cost is considered as an item affecting comparability as it is repaid by the proceeds from the rights issue).



**Interest coverage ratio: 8.7**

Operating income before amortization plus interest income in relation to interest expense.

Calculation:  $(8\,033 + 68) / 929 = 8.7$

**Equity ratio: 32%**

Shareholders' equity as a percentage of total assets.

Calculation:  $36\,438 / 115\,506 = 32\%$

**Return on equity: 15%**

Net income for the year as a percentage of average shareholders' equity.

Calculation:  $4\,316 / ((36\,438 + 20\,800) / 2) = 15\%$

Note

1

2

3

4

5

6

**Exchange rates used in the consolidated financial statements 2022 and 2021**

			2022		2021	
			Weighted average	End-rate December	Weighted average	End-rate December
Argentina	ARS	1	0.08	0.06	0.09	0.09
Australia	AUD	1	7.05	7.03	6.46	6.57
Bosnia and Herzegovina	BAM	1	5.37	5.70	5.20	5.24
Canada	CAD	1	7.81	7.71	6.87	7.08
Chile	CLP	100	1.17	1.24	1.13	1.07
China	CNY	1	1.50	1.50	1.34	1.42
Colombia	COP	100	0.24	0.22	0.23	0.23
Costa Rica	CRC	100	1.59	1.79	1.39	1.41
Croatia	HRK	1	1.42	1.48	1.35	1.36
Czech Republic	CZK	1	0.43	0.46	0.40	0.41
Denmark	DKK	1	1.44	1.50	1.37	1.38
Egypt	EGP	1	0.53	0.42	0.55	0.57
EMU countries	EUR	1	10.68	11.14	10.16	10.24
Hong Kong	HKD	1	1.30	1.35	1.11	1.16
Hungary	HUF	100	2.72	2.78	2.83	2.77
India	INR	1	0.13	0.13	0.12	0.12
Indonesia	IDR	100	0.07	0.07	0.06	0.06
Jordan	JOD	1	14.35	14.76	11.88	12.76
Mexico	MXN	1	0.51	0.54	0.42	0.44
Morocco	MAD	1	1.00	1.00	0.96	0.98
Norway	NOK	1	1.06	1.06	1.00	1.03
Paraguay	PYG	100	0.14	0.14	0.13	0.13
Peru	PEN	1	2.66	2.75	2.22	2.27
Poland	PLN	1	2.27	2.38	2.22	2.23
Romania	RON	1	2.17	2.25	2.06	2.07
Saudi Arabia	SAR	1	2.71	2.79	2.30	2.41
Serbia	RSD	1	0.09	0.10	0.09	0.09
Singapore	SGD	1	7.36	7.77	6.40	6.69
South Africa	ZAR	1	0.62	0.61	0.58	0.57
South Korea	KRW	100	0.79	0.83	0.75	0.76
Sri Lanka	LKR	100	3.21	2.86	4.33	4.49
Switzerland	CHF	1	10.66	11.32	9.42	9.89
Thailand	THB	1	0.29	0.30	0.27	0.27
Türkiye	TRY	1	0.61	0.56	0.96	0.70
United Arab Emirates	AED	1	2.77	2.85	2.34	2.46
UK	GBP	1	12.46	12.60	11.85	12.20
Uruguay	UYU	1	0.25	0.26	0.20	0.20
USD countries	USD	1	10.24	10.48	8.61	9.05
Vietnam	VND	100	0.04	0.04	0.04	0.04

46

47

48

49

50

51

52

53

54

55

56

57

58

59

60

## Note 4 Critical estimates and judgments

The preparation of financial reports requires the Board of Directors and Group Management to make estimates and judgments using certain assumptions. Estimates and judgments will impact the statement of income and the balance sheet as well as disclosures such as contingent liabilities. Actual results may differ from these estimates and judgments under different assumptions and conditions.

### Acquisition of subsidiaries/operations and deferred considerations

The valuation of identifiable assets and liabilities in connection with the acquisition of subsidiaries or operations involves that items in the acquired company's balance sheet as well as items that have not been recognized in the acquired company's balance sheet, such as client relations, should be valued at fair value. In normal circumstances, as quoted market prices are not available for the assets and liabilities that are to be valued, different valuation methods have to be used. These valuation methods are based on a number of assumptions. For a personnel intensive company like Securitas, employee related items such as accrued salaries, accrued social benefits, holiday pay, long-term employee benefits and post-employment benefits are significant items in the balance sheet that can be difficult to value. Accounts receivable is another example of a significant balance sheet item where it can be difficult to value the amount of bad debt and thus to what extent they will be collected. Other items that can be difficult both to identify as well as to value are contingent liabilities that could have arisen in the acquired company in connection with for example litigations. As part of the Group's strategy to acquire companies active within the technology business this also entails some additional balance sheet items that can be of significant impact such as net amounts due from or to clients for installation projects (work in progress on behalf of clients) and the related inventory of components that will be used for installation projects or for service and maintenance work. The profitability in the ongoing installation projects as well as for the order backlog need to be assessed and the existence and valuation of the inventory needs to be established.

The valuation of identifiable assets and liabilities is also dependent on the accounting environment that the acquired company/operations have been active in. This is true for example for the basis of preparation for the financial reporting and consequently the extent of adjustments that are necessary in order to follow the Group's accounting principles, the frequency for which closings have been prepared and the availability of different types of data that can be necessary in order to value identifiable assets and liabilities. All balance sheet items are thus subject to estimates and judgments. This also means that the initial accounting may have to be provisionally determined and subsequently adjusted. All acquisition calculations are finalized no later than one year after the acquisition is made. Considering the above description including the practicability to compile and disclose all individual adjustments in a manner that will benefit the reader of the financial statements, Securitas has chosen not to state the reasons to why the initial accounting of the business combination is provisional or which assets and liabilities for which the initial accounting is provisional for each individual business combination unless it is a material adjustment.

All payments to acquire a subsidiary/operation are recorded at fair value at the acquisition date, including debt related to deferred or contingent considerations and acquisition-related option liabilities (referred to collectively as deferred considerations). This debt is measured at fair value in subsequent periods with remeasurement through the statement of income. The final outcome of deferred considerations often depends on one or more events which only will be confirmed by a future development, such as the future profitability development for an agreed period. The final outcome can therefore either be lower or higher than the initially recognized amount. Short-term deferred considerations, which amount to MSEK 20 (59) and are included in other current liabilities (note 36) and long-term deferred considerations, which amount to MSEK 108 (75) and are included in other long-term liabilities (note 32), are thus subject to critical estimates and judgments.

On July 22, 2022, Securitas completed the acquisition of STANLEY Security. The acquisition and integration of new companies always carries certain risks. The profitability of the acquired company may be lower than expected and/or certain costs in connection with the acquisition may be higher than expected.

Further information regarding acquisitions is provided in note 17 and regarding revaluation of deferred considerations in note 11.

### Impairment testing of goodwill, other acquisition-related intangible assets and shares in associated companies

In connection with the impairment testing of goodwill, other acquisition-related intangible assets and shares in associated companies, the book value is compared to the recoverable value. The recoverable value is determined by the higher of an asset's net realizable value and its value in use. Since under normal circumstances no quoted market prices are available to assess an asset's net realizable value, the book value is normally compared to the value in use. The calculation of the value in use is based on assumptions and judgments. The most important assumptions are the organic sales growth, the development of the operating margin, the operating working capital requirements and the relevant WACC, which is used to discount future cash flows.

The acquisition of STANLEY Security on July 22, 2022, has resulted in a preliminary new goodwill of MSEK 23 729 and a preliminary additional amount for acquisition-related intangible assets of MSEK 5 450.

All in all, this means that the valuation of the balance sheet items goodwill, which amounts to MSEK 51 021 (23 373), acquisition-related intangible assets, which amounts to MSEK 7 180 (1 732) and shares in associated companies, which amounts to MSEK 394 (338) are subject to critical estimates and judgments. A sensitivity analysis regarding the organic sales growth, the operating margin and the WACC is provided in note 18.

### Leases

Leases where Securitas is the lessee are mainly attributable to buildings and vehicles. Leases are accounted for as right-of-use assets (included in non-current assets), which amounts to MSEK 4 903 (3 348), long-term lease liabilities of MSEK 3 558 (2 573) and current lease liabilities of MSEK 1 496 (897). The acquisition of STANLEY Security on July 22, 2022, is the main explanation for the increase in right-of-use assets and for long-term and short-term lease liabilities. These additional balances are also preliminary.

The accounting for leases under IFRS 16 involves making critical estimates and judgments. Areas where critical estimates and judgments are applied include determination of the discount rate and the lease term.

The lease liabilities are initially measured at the present value of remaining lease payments. As the interest rate implicit in the lease generally cannot be readily determined for leases in the Group, the present value is calculated by using the incremental borrowing rate for each country. This is the rate that the individual lessee would have to pay to borrow the funds necessary to obtain an asset of similar value to the right-of-use asset in a similar economic environment with similar terms, security and conditions. The rate is set in line with the Group's internal borrowing rate, by using each country's swap rate for the relevant duration plus an internal borrowing margin. The right-of-use assets are initially measured at an amount equal to the lease liabilities. A change in the discount rate could increase or decrease the present value of the lease liabilities and consequently the right-of-use assets. Furthermore, it could impact the total cost in the statement of income and the split between depreciation and interest expense.

Lease terms are negotiated individually for each lease agreement. Determining the correct lease term is important since it impacts the size of the right-of-use assets and lease liabilities. It also impacts whether a lease can be classified as a short-term lease and thus excluded from the lease liabilities accounted for under IFRS 16. In determining the lease term, management considers all facts and circumstances that create an economic incentive to exercise an extension option, or not exercise a termination option. Extension options (or periods after termination options) are only included in the lease term if the lease is reasonably certain to be extended (or not terminated). In general, extension options have not been included in the lease liability since the Group could replace the assets without significant cost or business disruption. A change in the lease term could increase or decrease the present value of the lease liabilities and consequently the right-of-use assets.

### Valuation of accounts receivable and the provision for bad debt losses

Accounts receivable, which amounts to MSEK 20 883 (15 246), is one of the most significant balance sheet items. Accounts receivable are accounted for at the nominal value net after provisions for expected bad debt losses. The provision for bad debt losses, which amounts to MSEK -1 478 (-843), is

thus subject to critical estimates and judgments. Securitas has historically experienced a low level of bad debt losses, in the range of 0.1 to 0.2 percent of sales over a long period of time. As a consequence of the lingering impact from the corona pandemic, with lower level of government grants and support as well as a higher level of inflation and increased interest rates, there is still an increased risk in the business environment relating primarily to outstanding accounts receivables. The provision for bad debt losses in 2022 was somewhat lower than in 2021 if the impact from the acquisition of STANLEY Security is excluded and thus the increase is mainly a result of the acquisition and is thus preliminary. Overall, we assess that the provision for bad debt losses is adequate for the increased risks mentioned above.

Further information regarding the credit risk in accounts receivable is provided in note 7. Information regarding the ageing of accounts receivable and the development of the provision for bad debt losses during the year is provided in note 27.

### Employee benefits including labor-related disputes

With 358 000 employees and salaries and social benefits representing almost 80 percent of the total operating expenses, the accounting for employee benefits is crucial to determine a correct result. The Group operates in many countries with different legislation and different regulatory frameworks surrounding the benefits payable to employees and the related payroll overhead such as social charges and payroll taxes.

Given the large number of employees, the Group from time to time also faces labor-related disputes with current or former employees in relation to various matters. Such matters can involve, but are not limited to, the diverse interpretation of labor legislation, individual employee contracts or collective bargaining agreements and can for example relate to working hours, benefits payable, various reimbursements or the termination of employment. All in all, this means that the employee-related items in the balance sheet are subject to critical estimates and judgments. These balances are mainly included under employee-related items (note 36), which amounts to MSEK 11 225 (9 491), but also form part of short-term provisions (note 37) as a part of other provisions MSEK 1 018 (1 205).

For defined benefit plans relating to benefits particularly for pensions and medical benefits and where the payment to the employee is several years into the future, actuarial calculations are required. These calculations are based on assumptions regarding economic variables such as the discount rate, salary increases, inflation rate, pension increases and the inflation rate for medical benefits, but also on demographic variables such as the expected life span. All in all, the balance sheet item pension balances for defined benefit plans which amounts to MSEK 30 (72) and which is stated under other long-term receivables (note 25), and the balance sheet item provisions for pensions and similar commitments, which amounts to MSEK 847 (896), is subject to critical estimates and judgments. The Group's opinion is that the most important assumptions are the discount rate, salary increases, the inflation rate and the expected life span. A sensitivity analysis regarding these four variables is provided in note 33.

### Actuarial calculations regarding claims reserves and timing of outflows

The Group is exposed to various types of risks in the day-to-day running of the business. The operational risks can result in the need to recognize reserves for damages resulting from property claims, personal injuries as well as workers' compensation claims relating to the Group's employees. Liability insurance-related claims reserves are calculated based on a combination of case reserves and incurred but not reported reserves. Actuarial calculations are performed on a quarterly basis to assess the adequacy of the reserves based on open claims and historical data for incurred but not reported claims. Actuarial calculations are based on several assumptions. Claims reserves comprise a large number of individual insurance cases, where some cases are compensated with a lump-sum payment and others are paid over a longer period of time. It is thus not possible to disclose any detailed information regarding the timing of outflows from claims reserves.

All in all, this means that the balance sheet items short-term liability insurance-related claims reserves, which amounts to MSEK 899 (719) and is included in short-term provisions (note 37), and liability insurance-related claims reserves, which amounts to MSEK 489 (455) and is included in other long-term provisions (note 34), are subject to critical estimates and judgments.

### Calculation of taxes and timing of outflows

Deferred tax is calculated on temporary differences between the carrying amounts and the tax values of assets and liabilities. Assumptions and assessments affect recognized deferred tax, partly to determine the carrying amounts of the different assets and liabilities, and partly related to forecasts regarding future taxable profits, where future utilization of deferred tax assets depends on this. Significant assessments and assumptions are also made regarding recognition of provisions and contingent liabilities relating to tax risks and the potential impact of ongoing tax audits. Tax audits are often lengthy processes that go on for several years. It is thus not possible to disclose any detailed information regarding the timing of outflows from taxes.

The balance sheet includes deferred tax assets of MSEK 1 670 (1 068), current tax assets of MSEK 757 (535), deferred tax liabilities of MSEK 1 934 (661), and current tax liabilities of MSEK 1 293 (1 402), which are subject to critical estimates and judgments. Further information regarding taxes is provided in note 16 and note 39.

### The impact on the Group's financial position of ongoing litigations and the valuation of contingent liabilities

Over the years, the Group has made a number of acquisitions in different countries. As a result of such acquisitions, certain contingent liabilities of the businesses acquired have been assumed. Companies within the Group are also involved in a number of proceedings, including legal proceedings and tax audits arising out of the operations that are not related to acquisitions. The accounting for these are subject to critical estimates and judgments. Further information is provided in note 39.

### Potential risk with the macroeconomic environment

Risks related to the general macro-economic environment with the increase in inflation, interest rates, deteriorating insurance market, labor shortages and supply chain issues together with the changed geopolitical situation in the world and lingering effects from the corona pandemic makes it difficult to predict the economic development of the different markets and geographies in which we operate.

The geopolitical situation in the world has changed radically with Russia's invasion of Ukraine at the end of February 2022. We have no operations either in Russia or in Ukraine but we follow the development closely and contribute to a safer society where we can.

For the forthcoming twelve-month period, the financial impact of the general macro-economic environment described above, the acquisition and integration of STANLEY Security including increased interest rates for the acquisition-funding, the implementation of new platforms as part of our transformation programs, as well as certain items affecting comparability, provisions and contingent liabilities, as described in note 11, note 34, note 37 and note 39, respectively, and may vary from the current financial estimates and provisions made by management. This could affect the Group's profitability and financial position.

## Note 5 Events after the balance sheet date

### Approval of the Annual Report and Consolidated Financial Statements for 2022

This Annual Report including the Consolidated Financial Statements was approved by the Board of Directors and the President and CEO of Securitas AB on March 30, 2023.

### Other significant events after the balance sheet date

A 4+1 year term loan agreement of MEUR 1100 was entered on January 18, 2023, to refinance a major part of the remaining bridge facility of MUSD 2 315 for the STANLEY Security acquisition. The terms create flexibility in the future funding strategy as the facility can be repaid in advance.

On March 2, 2023, a Schuldschein loan transaction of MEUR 300 equivalent was concluded on the international Schuldschein market. The majority of the funding is for five years and consist of euro and US dollar tranches.

There have been no other significant events with effect on the financial reporting after the balance sheet date.

Note	
1	
2	
3	
4	
5	
6	
7	
8	
9	
10	
11	
12	
13	
14	
15	
16	
17	
18	
19	
20	
21	
22	
23	
24	
25	
26	
27	
28	
29	
30	
31	
32	
33	
34	
35	
36	
37	
38	
39	
40	
41	
42	
43	
44	
45	
46	
47	
48	
49	
50	
51	
52	
53	
54	
55	
56	
57	
58	
59	
60	

## Note 6 Revenue

### Disaggregation of revenue

The Group has chosen to disaggregate revenue from sales to clients into three broad categories; Guarding services, Technology and solutions and Other. These categories are described in note 2 Accounting principles under the heading Revenue recognition. In addition, revenue also includes Other operating income which consists of trade mark fees.

MSEK	2022	%	2021	%
Guarding services	92 009	69	80 602	75
Technology and solutions	36 983	28	24 105	22
Other	4 245	3	2 993	3
<b>Total sales</b>	<b>133 237</b>	<b>100</b>	<b>107 700</b>	<b>100</b>
Other operating income	52	0	43	0
<b>Total revenue</b>	<b>133 289</b>	<b>100</b>	<b>107 743</b>	<b>100</b>

### Revenue per segment

The Group's business segments follow the same accounting principles for revenue recognition as the Group. The disaggregation of revenue by segment is shown in the table below. Total sales agree to total sales in the segment overviews.

MSEK	Security Services North America		Security Services Europe		Security Services Ibero-America		Other		Eliminations		Group	
	2022	2021	2022	2021	2022	2021	2022	2021	2022	2021	2022	2021
Guarding services	41 294	35 475	38 243	34 772	10 252	8 543	2 252	1 834	-32	-22	92 009	80 602
Technology and solutions	15 634	8 279	16 166	11 366	4 352	3 743	924	717	-93	-	36 983	24 105
Other	4 245	2 993	-	-	-	-	-	-	-	-	4 245	2 993
<b>Total sales</b>	<b>61 173</b>	<b>46 747</b>	<b>54 409</b>	<b>46 138</b>	<b>14 604</b>	<b>12 286</b>	<b>3 176</b>	<b>2 551</b>	<b>-125</b>	<b>-22</b>	<b>133 237</b>	<b>107 700</b>
Other operating income	-	-	-	-	-	-	52	43	-	-	52	43
<b>Total revenue</b>	<b>61 173</b>	<b>46 747</b>	<b>54 409</b>	<b>46 138</b>	<b>14 604</b>	<b>12 286</b>	<b>3 228</b>	<b>2 594</b>	<b>-125</b>	<b>-22</b>	<b>133 289</b>	<b>107 743</b>

### Contract balances

MSEK	2022	2021
<b>Contract receivables</b>		
Accounts receivable (note 27)	20 883	15 246
Accrued sales income (note 28)	5 529	3 447
<b>Total contract receivables</b>	<b>26 412</b>	<b>18 693</b>
<b>Contract liabilities</b>		
Deferred revenue (note 36)	1 680	897
<b>Total contract liabilities</b>	<b>1 680</b>	<b>897</b>

Revenue recognized in 2022 that was included in contract liabilities 2021 amounts to MSEK 897 (1 000). Most of the contract liabilities 2022 is expected to be recognized as revenue in 2023.

Revenue recognized in 2022 from performance obligations satisfied in 2021 (and in 2021 from 2020) is not material due to the nature of the services.

Most revenue is recognized in advance of the payment by clients. Payment terms vary mainly between 0 and 60 days. Prepayments from clients are normally done quarterly in advance, but there is also to some extent prepayments covering up to one year in advance.

### Costs to obtain a contract

MSEK	2022	2021
Included in other intangible assets (note 20)	587	552
<b>Total costs to obtain a contract</b>	<b>587</b>	<b>552</b>

This item mainly consists of sales commissions paid for individual contracts signed. All commissions are expensed on subsidiary level and thus on segment level. The Group capitalizes these costs and includes the capitalization and amortization under Other in the Group's segment overview.

The amortization for 2022 amounted to MSEK -116 (-109). There has been no impairment of assets relating to costs to obtain a contract for 2022 nor for 2021.

### Remaining performance obligations

The Group's revenue can be of either a recurring or non-recurring nature. Recurring revenue is normally included in what the Group designates as its client contract portfolio. To qualify for inclusion in the client contract portfolio, a contract should normally have a duration of at least 12 months. However,

contracts can be of various lengths ranging from a very short duration up to several years, particularly solution contracts where on-site and/or mobile guarding and/or remote guarding are combined with a technology component in terms of equipment owned and managed by Securitas and used in the rendering of services. Contracts can have a yearly renewal date, but contracts can also be signed without a fixed end-date. All contracts normally contain cancellation clauses for both Securitas and the client.

Securitas uses the client retention rate\* as a key measurement for how long a contract that is included in the client contract portfolio normally is operated. The client retention rate in the client contract portfolio per business segment and for the Group is shown in the table below.

Client retention rate*, %	2022	2021
Security Services North America	85	86
Security Services Europe	91	92
Security Services Ibero-America	92	90
Other	86	91
<b>Group</b>	<b>89</b>	<b>89</b>

\* Client retention rate is defined as the opening balance client contract portfolio adjusted for annualized terminations in percent of opening balance client contract portfolio.

Contracts included in the client contract portfolio can be based on hours of work performed or with fixed monthly, quarterly or yearly invoicing and also including service level agreements.

In addition to its client contract portfolio, the Group also has revenue of a non-recurring nature. For Guarding services this can be from either contract clients or event-based sales. Within Technology, alarm installations are considered non-recurring revenue even if the same clients can order new installations from Securitas. Maintenance services performed upon request (time and material) is also considered a non-recurring revenue even if the same clients can revert and order further maintenance services for the same or for a different site/installation. Product sales (alarms and components) is also considered non-recurring revenue.

Corporate risk management services include both recurring and non-recurring revenue services.

Deferred revenue for performance obligations that is expected to be satisfied mainly during 2023 amounts to MSEK 1 680 (897).



## Note 7 Financial risk management

### Financial risk factors

The Group's business activities create exposure to financial risks, such as interest rate risk, foreign currency risk, financing and liquidity risk and credit/counterparty risk, as detailed in the sections below. The Group's overall financial risk management program focuses on the unpredictability of the financial markets and aims to minimize potential adverse effects on the financial performance of the Group.

### Treasury organization and activities

The aim of the treasury organization in Securitas is to support business operations by identifying, quantifying and minimizing financial risks and to the extent possible, to take advantage of economies of scale in the treasury operations.

### Group Treasury Centre (GTC)

By concentrating financial risk management in a single location, the Group can readily monitor and control these risks and benefit from the expertise of dedicated treasury personnel. Also, by concentrating internal and external financing through Group Treasury Centre (GTC), economies of scale can be used to obtain the best possible pricing of investments and loans. GTC also has responsibility for matching local liquidity surpluses and deficits between countries and cash-pools. GTC identifies, evaluates and hedges financial risks in co-operation with the operating units. The Board of Directors of Securitas AB establishes policies for overall risk management, as well as policies covering specific areas such as foreign exchange risks, interest rate risk, credit risk, use of derivative financial instruments and investing excess liquidity.

Derivatives are used for the following main purposes: hedging the interest rate element of external debt and changing its currency profile, gearing ratio hedging and hedging of internal borrowings and investments.

### Business segments

Treasury operations in the business segments concentrate on improving cash flow by focusing on profitability in the business operations, reducing capital tied-up in accounts receivable and managing local cash in the most efficient way.

### Countries

In countries with extensive operations, liquidity surpluses and liquidity deficits in local subsidiaries are matched at country level with the help of local cash-pooling solutions. In addition, Securitas operates an overall cash-pooling structure incorporating countries in the Eurozone, Sweden, the UK and the US. All local long-term financial requirements are financed directly from the Group's internal bank, Group Treasury Centre (GTC), in Dublin.

### Interest rate risk

Interest rate risk is the risk that the Group's net income will be affected by changes in interest payable and/or receivable arising from changes in market interest rates. The Group has raised fixed and floating rate debt predominantly in USD, EUR and SEK. Detailed information on long-term borrowings is provided in note 32. The Group uses interest rate derivatives in designated fair value and cash flow hedges to hedge changes in the risk-free rate, converting the interest rate profile of this debt. As of December 31, 2022, MEUR 608 (671) of issued debt is swapped from fixed to floating. Securitas does not expect any ineffectiveness between the hedged item and the hedging instrument in fair value hedges as a result of the transition to a new benchmark rate due to the IBOR reform. There were no interest rate cash flow hedges as of December 31, 2022.

Free cash flow to net debt as of December 31, 2022, was 0.08 (0.27). The Group's interest coverage ratio, a measure of its ability to pay interest costs, was 8.7 (13.8) as of December 31, 2022.

Note

1

2

3

4

5

6

7

8

9

10

11

12

13

14

15

16

17

18

19

20

21

22

23

24

25

26

27

28

29

30

31

32

33

34

35

36

37

38

39

40

41

42

43

44

45

46

47

48

49

50

51

52

53

54

55

56

57

58

59

60



Information regarding the Group's debt profile and interest rate fixings is provided in the table below.

### The Group's interest bearing liabilities and assets per currency as per December 31, 2022 and 2021

Currency	Amount, MSEK	Duration (days)	Current book cost (incl. credit margin)	Interest rates, +1%	Net impact on income statement due to 1% increase <sup>1</sup>	Interest rates, -1%	Net impact on income statement due to 1% decrease <sup>1</sup>
<b>December 31, 2022</b>							
USD liabilities	-22 299	294	3.9%	4.7%	-135	3.2%	136
EUR liabilities	-15 111	126	1.9%	2.7%	-101	1.0%	101
GBP liabilities	-981	30	4.3%	5.3%	-8	3.3%	8
SEK liabilities	-5 048	133	2.3%	3.3%	-40	1.3%	40
Other currencies liabilities	-4 880	27	4.8%	5.8%	-39	3.8%	39
<b>Total liabilities</b>	<b>-48 319</b>	<b>192</b>	<b>3.2%</b>	<b>4.0%</b>	<b>-323</b>	<b>2.4%</b>	<b>324</b>
USD assets	229	5	0.8%	1.8%	2	-0.1%	-2
EUR assets	4 920	7	1.5%	2.5%	39	0.6%	-35
GBP assets	38	7	0.2%	1.2%	0	-0.9%	0
SEK assets	678	5	1.7%	2.7%	5	0.7%	-5
Other currencies assets	1 920	7	1.0%	2.0%	15	0.0%	-15
<b>Total assets</b>	<b>7 785</b>	<b>5</b>	<b>1.4%</b>	<b>2.4%</b>	<b>61</b>	<b>0.4%</b>	<b>-57</b>
<b>Total</b>	<b>-40 534</b>	<b>-</b>	<b>3.6%</b>	<b>-</b>	<b>-262</b>	<b>-</b>	<b>267</b>
<b>December 31, 2021</b>							
USD liabilities	-7 869	543	2.8%	2.9%	-10	2.5%	17
EUR liabilities	-7 193	622	1.5%	1.9%	-24	1.1%	24
GBP liabilities	81	56	1.8%	2.8%	1	0.8%	-1
SEK liabilities	-3 309	15	1.1%	2.1%	-26	0.1%	26
Other currencies liabilities	-1 767	20	4.0%	5.0%	-14	3.0%	14
<b>Total liabilities</b>	<b>-20 057</b>	<b>440</b>	<b>2.1%</b>	<b>2.6%</b>	<b>-73</b>	<b>1.6%</b>	<b>80</b>
USD assets	160	7	0.0%	1.0%	1	-1.0%	-1
EUR assets	3 395	8	-1.1%	-0.1%	27	-2.1%	-27
GBP assets	32	1	0.0%	1.0%	0	-1.0%	0
SEK assets	341	0	0.0%	1.0%	3	-1.0%	-3
Other currencies assets	1 578	7	2.9%	3.9%	13	1.9%	-13
<b>Total assets</b>	<b>5 506</b>	<b>7</b>	<b>0.1%</b>	<b>1.1%</b>	<b>44</b>	<b>-0.9%</b>	<b>-44</b>
<b>Total</b>	<b>-14 551</b>	<b>-</b>	<b>2.6%</b>	<b>-</b>	<b>-29</b>	<b>-</b>	<b>36</b>

<sup>1</sup> The 1 percent increase/decrease in interest rates is calculated by adjusting the floating rate accordingly and applying this rate to the asset/liability to establish the impact on net financial items in the income statement. This is further adjusted by the effective corporation tax rate.

### Interest rate fixing

It is the policy of Securitas to use interest rate derivatives if required to manage its interest rate risk and consequently the Group's financing costs. The duration of these derivatives does not normally exceed the duration of the

underlying debt. Group policy allows for the use of both options-based and fixed-rate products. There are no options-based products in the financial reporting in 2022 or 2021.

### Interest fixing per currency<sup>1,2</sup>

Currency	December 31, 2022			December 31, 2023			December 31, 2024			Final maturity <sup>5</sup>
	Amount <sup>3</sup> MSEK	Amount <sup>3</sup> MLOC	Rate <sup>4</sup>	Amount <sup>3</sup> MSEK	Amount <sup>3</sup> MLOC	Rate <sup>4</sup>	Amount <sup>3</sup> MSEK	Amount <sup>3</sup> MLOC	Rate <sup>4</sup>	
USD	6 108	583	3.8%	6 108	583	3.8%	2 647	253	3.5%	2029
EUR	3 739	335	1.5%	1 789	160	2.2%	953	85	2.9%	2028
<b>Total</b>	<b>9 847</b>	<b>-</b>	<b>-</b>	<b>7 897</b>	<b>-</b>	<b>-</b>	<b>3 600</b>	<b>-</b>	<b>-</b>	

<sup>1</sup> Refers to interest rate fixing with a maturity in excess of three months.

<sup>2</sup> Includes long-term lease liabilities which are assumed to be fixed.

<sup>3</sup> Average rate including credit margin.

<sup>4</sup> The longest maturity date in fixed USD debt is to 2029 at 5.9 percent. The longest maturity date in fixed EUR debt is to 2028 at 0.25 percent.

<sup>5</sup> Where fixed rate for EUR debt is swapped into floating it is rate set semi-annually. No fixed USD debt is swapped to floating.



## Foreign currency risks

### Transaction risk

Transaction risk is the risk that the Group's net income will be affected by changes in the value of commercial flows in foreign currencies due to fluctuating exchange rates. The nature of the business is domestic rather than cross-border and consequently foreign currency transaction risk is not significant.

### Financing of foreign assets – translation risk

Translation risk is the risk that the SEK value of foreign currency equity will fluctuate due to changes in foreign exchange rates.

Securitas' foreign currency capital employed as of December 31, 2022, was MSEK 72 447 (34 643). Capital employed is financed by loans in local currency and shareholders' equity. This means that Securitas, from a Group perspective, has shareholders' equity in foreign currency that is exposed to changes in exchange rates. This exposure gives rise to a translation risk and consequently unfavorable changes in exchange rates could have a negative effect on the Group's foreign net assets when translated into SEK. With

the object of minimizing the impact of changes in exchange rates on the Group's net debt to equity ratio, Securitas aims to maintain a long-term debt to equity ratio in USD and EUR that is close to the Group's total debt to equity ratio. Foreign exchange swaps and cross currency interest rate swaps are used to change the currency of the underlying debt where required in order to achieve this. Net investment hedge and cash flow hedge accounting is applied to these swaps.

The tables below show how the Group's capital employed is distributed by currency, and its financing, including derivatives. They also show the sensitivity of the net debt and capital employed to changes in the SEK exchange rate.

The consolidated statement of income is affected by the translation to SEK of the statements of income of foreign subsidiaries. As these subsidiaries essentially operate only in local currency, their competitive situation is not affected by changes in exchange rates and since the Group as a whole is geographically diversified, this exposure is not hedged.

### Capital employed and financing per currency as per December 31, 2022 and 2021

MSEK	EUR	USD	GBP	Other currencies	Total foreign currencies	SEK	Total Group	Total Group +10% <sup>1</sup>	Total Group -10% <sup>1</sup>
<b>December 31, 2022</b>									
Capital employed	20 549	40 432	2 850	8 616	72 447	4 525	76 972	84 217	69 727
Net debt	-10 191	-22 070	-943	-2 960	-36 164	-4 370	-40 534	-44 150	-36 918
Whereof foreign exchange swaps included in net investment hedge <sup>2</sup>	1 778	-7 549	-	-	-5 771	1 262	-4 509	-5 086	-3 932
Whereof foreign exchange swaps included in cash flow hedge <sup>3</sup>	1 588	-	-	-	1 588	-1 588	-	159	-159
Whereof other foreign exchange swaps	-381	186	-	-1 596	-1 791	4 753	2 962	2 783	3 141
Whereof net debt excluding foreign exchange swaps	-13 176	-14 707	-943	-1 364	-30 190	-8 797	-38 987	-42 006	-35 968
Non-controlling interests	4	-	-	10	14	-	14	15	13
Net exposure	10 354	18 362	1 907	5 646	36 269	155	36 424	40 052	32 796
Net debt to equity ratio	0.98	1.20	0.49	0.52	1.00	28.19	1.11	1.10	1.13
<b>December 31, 2021</b>									
Capital employed	10 777	18 570	1 003	4 293	34 643	708	35 351	38 815	31 887
Net debt	-3 799	-7 657	114	-246	-11 588	-2 963	-14 551	-15 710	-13 392
Whereof foreign exchange swaps included in net investment hedge <sup>2</sup>	2 920	-6 429	-	-	-3 509	-2 705	-6 214	-6 565	-5 863
Whereof foreign exchange swaps included in cash flow hedge <sup>3</sup>	4 400	-	-	-	4 400	-4 400	-	440	-440
Whereof other foreign exchange swaps	1 961	98	-	-246	1 813	350	2 163	2 344	1 984
Whereof net debt excluding foreign exchange swaps	-13 080	-1 326	114	-	-14 292	3 792	-10 500	-11 929	-9 073
Non-controlling interests	2	-	-	6	8	-	8	9	7
Net exposure	6 976	10 913	1 117	4 041	23 047	-2 255	20 792	23 096	18 488
Net debt to equity ratio	0.54	0.70	-0.10	0.06	0.50	-1.31	0.70	0.68	0.72

1 Changes in capital employed due to changes in foreign exchange rates are either accounted for in other comprehensive income or offset against changes in underlying debt. Consequently, they do not impact net income.

2 Relates to a portion of the net investment hedge which is fixed to the amount of MUSD 175 and the USD/SEK rates of 8.21. The balance is a dynamic hedge and rates vary periodically.

3 Currency cash flow hedges are applied to a nominal value of MEUR 143, fixing the EUR/SEK rate at 10.09.



## Net debt

The table below details the changes to net debt during the year.

### Change in interest-bearing net debt as per December 31, 2022 and 2021

MSEK	2022			2021		
	Liquid funds	Loans and other net debt	Total	Liquid funds	Loans and other net debt	Total
Opening balance	4 809	-19 360	-14 551	4 720	-19 055	-14 335
Cash flow from operating activities	5 720	-	5 720	5 576	-	5 576
Financial income and expenses paid	-657	-	-657	-312	-	-312
Current taxes paid	-1 641	-	-1 641	-1 265	-	-1 265
Payments for acquisition-related items	-32 274	-	-32 274	-1 366	-	-1 366
Payments for items affecting comparability	-1 171	-	-1 171	-602	-	-602
Rights issue, net	9 512	-	9 512	-	-	-
Dividend paid	-1 604	-	-1 604	-1 460	-	-1 460
Lease liabilities	-	-1 274	-1 274	-	107	107
Bond proceeds	5 526	-5 526	-	3 864	-3 864	-
Bond redemption	-4 682	4 682	-	-4 754	4 754	-
Commercial paper proceeds	2 565	-2 565	-	2 650	-2 650	-
Commercial paper redemption	-3 265	3 265	-	-1 950	1 950	-
Other changes	23 341	-23 341	-	-285	285	-
<b>Real change</b>	<b>1 370</b>	<b>-24 759</b>	<b>-23 389</b>	<b>96</b>	<b>582</b>	<b>678</b>
Revaluation of financial instruments <sup>1</sup>	-	-50	-50	-	-56	-56
Translation <sup>2</sup>	144	-2 688	-2 544	-7	-831	-838
<b>Closing balance</b>	<b>6 323</b>	<b>-46 857</b>	<b>-40 534</b>	<b>4 809</b>	<b>-19 360</b>	<b>-14 551</b>

<sup>1</sup> Relates to unrealized gains and losses on fair value hedges and cash flow hedges including hedge ineffectiveness.

<sup>2</sup> Whereof MSEK -1674 (-646) is related to USD and MSEK -740 (-71) is related to EUR.

### Liabilities from financing activities 2022 and 2021

MSEK	Opening balance Jan 1	Cash flows <sup>1</sup>	Non-cash changes				Closing balance Dec 31
			Reclassification	New leases <sup>2</sup>	Other changes	Translation	
<b>2022</b>							
Long-term borrowings	12 207	30 140	-1 785	-	771	451	41 784
Short-term borrowings	4 380	-4 738	1 785	-	52	2	1 481
Lease liabilities	3 470	-	-	2 270	-996	310	5 054
Assets held to hedge borrowings	-439	-	-	-	439	-	-
<b>Total</b>	<b>19 618</b>	<b>25 402</b>	<b>-</b>	<b>2 270</b>	<b>266</b>	<b>763</b>	<b>48 319</b>
<b>2021</b>							
Long-term borrowings	11 694	4 069	-3 518	-	-163	125	12 207
Short-term borrowings	4 761	-4 158	3 518	-	-66	325	4 380
Lease liabilities	3 430	-	-	787	-894	147	3 470
Assets held to hedge borrowings	-394	-	-	-	-45	-	-439
<b>Total</b>	<b>19 491</b>	<b>-89</b>	<b>-</b>	<b>787</b>	<b>-1 168</b>	<b>597</b>	<b>19 618</b>

<sup>1</sup> Excluding other derivative positions and dividend paid to shareholders of the Parent Company, which are included in cash flow from financing activities in the consolidated statement of cash flow.

<sup>2</sup> Refer to note 21 for further information.

## Financing and liquidity risk

The Group's short-term liquidity is ensured by maintaining a liquidity reserve (cash and bank deposits, short-term investments and the unutilized portion of committed credit facilities), which should correspond to a minimum of 5 percent of consolidated annual sales. As of December 31, 2022, the short-term liquidity reserve corresponded to 11 percent (11) of the Group's annual sales.

The Group's long-term financing risk is minimized by ensuring that the level of long-term financing (shareholders' equity, long-term committed loan facilities and long-term bond loans) at least matches the Group's capital employed. Per December 31, 2022, long-term financing corresponded to 118 percent (129) of the Group's capital employed.

Financing of the Group should be well balanced among different sources and long-term. The aim is that committed loan facilities and bond loans should have an average maturity of more than 3.5 years. As per December 31, 2022, the average maturity was 2.4 years. Securitas entered into a new term loan in January 2023 which extends the average maturity to 3.0 years.

The following tables summarize the Group's liquidity risk at end of 2022 and 2021, respectively.

### Liquidity report as per December 31, 2022 and 2021

MSEK	Total	Between			
		<1 year	1 year and 3 years	3 years and 5 years	> 5 years
<b>December 31, 2022</b>					
Borrowings, principal amount	-43 770	-1 394	-35 855	-1 048	-5 473
Borrowings, interest amount	-2 460	-1 078	-1 008	-248	-126
Derivatives outflows, net	-1 205	-178	-714	-237	-76
Lease liabilities	-5 360	-1 579	-1 935	-1 096	-750
Accounts payable	-4 820	-4 820	-	-	-
<b>Total outflows<sup>1</sup></b>	<b>-57 615</b>	<b>-9 049</b>	<b>-39 512</b>	<b>-2 629</b>	<b>-6 425</b>
Investments, principal amount	4 742	4 556	5	4	177
Derivatives receipts, net	-	-	-	-	-
Accounts receivable	20 883	20 883	-	-	-
<b>Total inflows<sup>2</sup></b>	<b>25 625</b>	<b>25 439</b>	<b>5</b>	<b>4</b>	<b>177</b>
<b>Net cash flows, total<sup>2,3</sup></b>	<b>-31 990</b>	<b>16 390</b>	<b>-39 507</b>	<b>-2 625</b>	<b>-6 248</b>
<b>December 31, 2021</b>					
Borrowings, principal amount	-16 884	-4 333	-4 988	-3 073	-4 490
Borrowings, interest amount	-543	-168	-244	-94	-37
Derivatives outflows, net	-96	-	-	-96	-
Lease liabilities	-3 631	-902	-1 261	-708	-760
Accounts payable	-2 028	-2 028	-	-	-
<b>Total outflows<sup>1</sup></b>	<b>-23 182</b>	<b>-7 431</b>	<b>-6 493</b>	<b>-3 971</b>	<b>-5 287</b>
Investments, principal amount	3 343	3 168	6	5	164
Derivatives receipts, net	84	3	71	-	10
Accounts receivable	15 246	15 246	-	-	-
<b>Total inflows<sup>2</sup></b>	<b>18 673</b>	<b>18 417</b>	<b>77</b>	<b>5</b>	<b>174</b>
<b>Net cash flows, total<sup>2,3</sup></b>	<b>-4 509</b>	<b>10 986</b>	<b>-6 416</b>	<b>-3 966</b>	<b>-5 113</b>

1 Refers to gross cash flows excluding derivatives which are netted and cash and bank.  
 2 All contractual cash flows per the balance sheet date are included, including future interest payments.  
 3 Variable rate cash flows have been estimated using the relevant yield curve as at the balance sheet date.

MSEK	Total	Between			
		<1 year	1 year and 3 years	3 years and 5 years	> 5 years
<b>Summary of Derivative flows December 31, 2022</b>					
Derivatives outflows interest	-933	-162	-491	-215	-65
Other derivatives outflows	-11 190	-9 300	-1 857	-22	-11
Derivatives receipts interest	73	27	46	0	0
Other derivatives receipts	10 845	9 257	1 588	0	-
<b>Net Total Derivative flows</b>	<b>-1 205</b>	<b>-178</b>	<b>-714</b>	<b>-237</b>	<b>-76</b>
<b>Summary of Derivative flows December 31, 2021</b>					
Derivatives outflows interest	-209	-121	-39	-29	-20
Other derivatives outflows	-10 835	-9 250	-	-1 585	-
Derivatives receipts interest	261	63	110	58	30
Other derivatives receipts	10 771	9 311	-	1 460	-
<b>Net Total Derivative flows</b>	<b>-12</b>	<b>3</b>	<b>71</b>	<b>-96</b>	<b>10</b>

Securitas has a Revolving Credit Facility with 11 key relationship banks. The credit facility comprises one tranche of MEUR 1029 and matures in 2027. On December 31, 2022, the facility was undrawn.

On December 8, 2021, Securitas signed a Multicurrency Term Facilities Agreement with SEB. There are two facilities totaling MUSD 3 300, an equity bridge of MUSD 915 and a debt bridge of MUSD 2 385. The purpose of the facilities was to fund the acquisition of the electronic Security Solutions business from Stanley Black & Decker Inc. The facilities were subsequently partly syndicated among seven core relationship banks, BBVA, CIC, Citi, Commerzbank, Danske, ING and Unicredit. The MUSD 915 equity bridge was repaid in full on October 18, 2022, with the proceeds of the rights issue.

Securitas also has a Euro Medium Term Note Program (EMTN) with a limit of MEUR 6 000 under which public and private funding can be raised on international capital markets. As of December 31, 2022, there were eleven outstanding bond loans with maturities ranging from 2023 to 2029.

In addition, Securitas also has a short-term Swedish commercial paper program in the amount of MSEK 5 000. No commercial paper was issued as of December 31, 2022.

Securitas policy is to not engage in arrangements that take the form of supply chain financing or any form of reverse factoring transactions.

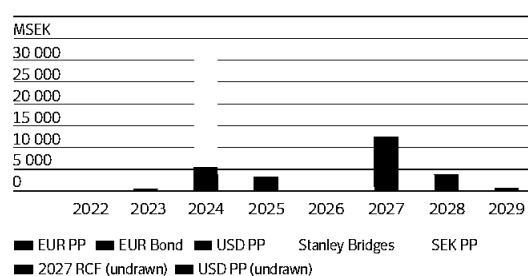
The table below shows a summary of the credit facilities as of December 31, 2022.

### Credit facilities as per December 31, 2022

Type	Currency	Facility amount (million)	Available amount (million)	Maturity
EMTN FRN private placement	EUR	50	0	2023
Multicurrency Term Facilities	EUR	75	0	2023
Multicurrency Term Facilities	USD	2 315	0	2024
EMTN Eurobond, 1.125% fixed	EUR	350	0	2024
EMTN FRN private placement, fixed	USD	50	0	2024
EMTN FRN private placement, fixed	USD	105	0	2024
EMTN private placement, floating	SEK	2 000	0	2024
EMTN private placement, floating	SEK	1 500	0	2024
EMTN Eurobond, 1.25% fixed	EUR	300	0	2025
Revolving Credit Facility	EUR	1 029	1 029	2027
EMTN private placement, fixed	USD	40	0	2027
EMTN private placement, fixed	USD	60	0	2027
EMTN Eurobond, 0.25% fixed	EUR	350	0	2028
EMTN FRN private placement	USD	75	75	2029
Commercial Paper (uncommitted)	SEK	5 000	5 000	n/a

In combination with Securitas' strong cash flow, these sources of financing provide liquidity on a short- and long-term basis as well as flexibility to finance the Group's expansion.

The graph below shows the maturity profile as of December 31, 2022, for the Group's interest-bearing debt.



## Rating

In order to access international debt capital markets in an effective manner, Securitas has obtained long-term and short-term credit ratings from Standard & Poor's. The rating is currently BBB- with stable outlook for long-term debt and A3 for short term debt.

## Credit/counterparty risks

### Counterparty risk – accounts receivable

The Group has generally low risk in accounts receivables for a number of reasons. A large proportion of sales are based on contracts with well-known large and medium sized clients with an established and long-term relationship. This provides for transparent and safe collection of invoices. New clients are duly reviewed in terms of credit worthiness.

The contract portfolio sales are also diversified in several ways, of which the most important is that there are few/no clients that represent a significant portion of total sales. Default by a single client then has little overall effect. In addition, Securitas provides its services to geographically dispersed clients in a large number of sectors including governments, utilities, financial sector, travel, logistics and industrial. Hence, the exposure to financial distress in any particular sector or region is relatively limited.

Securitas' services are also, although vital in many aspects, mostly ancillary to the business of the clients. This means that the cost of security services represents a small fraction of total costs of running clients' business, making Securitas less exposed to payment defaults than suppliers of services or goods more directly involved in the value chain.

All of this provides for secure collection of the sales generated which is evidenced by low bad debt losses, historically in the range of 0.1 to 0.2 percent of sales over a long period of time. As a consequence of the lingering impact from the corona pandemic, with lower level of government grants and support as well as a higher level of inflation and increased interest rates, there is still an increased risk in the business environment relating primarily to outstanding accounts receivables. The provision for bad debt losses in 2022 was somewhat lower than in 2021 if the impact from the acquisition of STANLEY Security is excluded and thus the increase is mainly a result of the acquisition and is thus preliminary. Refer to note 27 for further information.

### Counterparty risk – liquid funds

The credit quality of interest-bearing receivables is described below, where 81 percent (78) of interest-bearing receivables have a rating from Standard & Poor's of A1 or from Moody's of P1.

### Credit quality interest-bearing receivables

MSEK	2022	2021
A1/P1	6 340	4 316
Other	1 445	1 190
<b>Total interest-bearing receivables</b>	<b>7 785</b>	<b>5 506</b>

The Group has policies in place that limit the amount of credit exposure to any one financial institution. The use of Credit Support Annexes reduces the Group's counterparty exposures on its outstanding derivatives. Investments of liquid funds may only be made in government paper or with financial institutions with a high credit rating. As of December 31, 2022, the weighted average credit rating of these institutions was short-term A1/P1. The largest total exposure for all instrument types to any one institution was MSEK 2 183 (1 327).

## Fair value of financial instruments

The methods and assumptions used by the Group in estimating the fair value of the financial instruments are:

- Cash and bank deposits and short-term investments: carrying amounts approximate fair values.
- Derivative and other financial instruments: fair values are estimated based on quoted market prices, on prices provided by independent brokers, or are calculated by discounting future cash flows using prevailing market rates. The prices used are fair values stated excluding accrued interest.
- Debt: fair values of fixed rate debt are based on either quoted prices or are estimated using discounted cash flow calculations based upon the Group's current incremental borrowing rates for similar types of borrowings with maturities consistent with those remaining for the debt being valued. The fair value of floating rate debt is assumed to equal the carrying value of the debt.

## Revaluation of financial instruments<sup>1</sup>

MSEK	2022	2021
<b>Recognized in the statement of income</b>		
Other financial income and expenses <sup>2,3</sup>	-2	0
<b>Impact on net income for the year</b>	<b>-2</b>	<b>0</b>
<b>Recognized in other comprehensive income</b>		
Transfer to cash flow hedging reserve before tax	-148	2
Transfer to cost of hedging reserve before tax	-8	11
Deferred tax on transfer to hedging reserve	32	-2
<b>Transfer to hedging reserve net of tax</b>	<b>-124</b>	<b>11</b>
Transfer to statement of income before tax	108	-69
Deferred tax on transfer to statement of income	-22	14
<b>Transfer to statement of income net of tax</b>	<b>86</b>	<b>-55</b>
Change of cash flow hedging reserve before tax	-40	-67
Change of cost of hedging reserve before tax	-8	11
<b>Total change of hedging reserve before tax<sup>4</sup></b>	<b>-48</b>	<b>-56</b>
Deferred tax on total change of hedging reserve <sup>5</sup>	10	12
<b>Total change of hedging reserve net of tax</b>	<b>-38</b>	<b>-44</b>
<b>Total impact on shareholders' equity as specified above</b>		
Total revaluation before tax <sup>6</sup>	-50	-56
Deferred tax on total revaluation <sup>6</sup>	10	12
<b>Total revaluation after tax</b>	<b>-40</b>	<b>-44</b>

<sup>1</sup> Securitas has adopted the amendments to IFRS 9, specifically the temporary relief from certain accounting requirements to hedging relationships directly affected by the IBCR reform.

<sup>2</sup> Related to financial assets and financial liabilities at fair value through profit or loss.

<sup>3</sup> There was no significant ineffectiveness in the fair value hedges or in the cash flow hedges.

<sup>4</sup> Total of transfer to hedging reserve and transfer from hedging reserve to statement of income.

<sup>5</sup> Total revaluation and deferred tax recognized via statement of income and via other comprehensive income.



## Fair value – hierarchy as per December 31, 2022 and 2021<sup>1</sup>

MSEK	Quoted market prices		Valuation techniques using observable market data		Valuation techniques using non-observable market data		Total		Note
	2022	2021	2022	2021	2022	2021	2022	2021	
Financial assets at fair value through profit or loss	-	-	20	8	-	-	20	8	1
Financial liabilities at fair value through profit or loss	-	-	-38	-9	-128 <sup>2</sup>	-134 <sup>2</sup>	-166	-143	2
Derivatives designated for hedging with positive fair value	-	-	22	117	-	-	22	117	3
Derivatives designated for hedging with negative fair value	-	-	-1060	-265	-	-	-1060	-265	4

<sup>1</sup> There have been no transfers between any of the valuation levels during the year.

<sup>2</sup> Related to deferred considerations. These have been recognized mainly based on an assessment of the future profitability development in the acquired entities for an agreed period. For further information refer to note 11 and note 17.

The table below discloses carrying values and fair values of financial instruments according to the categories in note 2.

## Financial instruments by category – carrying and fair values as per December 31, 2022 and 2021

MSEK	2022		2021	
	Carrying value	Fair value	Carrying value	Fair value
<b>Assets</b>				
<b>Financial assets at amortized cost</b>				
Interest-bearing financial non-current assets (note 24)	1 285	1 285	445	445
Other interest-bearing current assets (note 29)	135	135	127	127
Other long-term receivables (note 25) <sup>1</sup>	2 106	2 106	398	398
Accounts receivable (note 27)	20 883	20 883	15 246	15 246
Other current receivables (note 28) <sup>2</sup>	6 732	6 732	3 838	3 838
Liquid funds (note 30)	6 323	6 323	4 809	4 809
<b>Total financial assets at amortized cost</b>	<b>37 464</b>	<b>37 464</b>	<b>24 863</b>	<b>24 863</b>
<b>Liabilities</b>				
<b>Financial liabilities at amortized cost</b>				
Long-term loan liabilities (note 32)	33 969	33 969	4 370	4 370
Short-term loan liabilities (note 35)	2 906	2 906	1 672	1 672
Accounts payable	4 820	4 820	2 028	2 028
Other current liabilities (note 36) <sup>3</sup>	3 872	3 872	2 620	2 620
Long-term financial liabilities designated as hedged item in a fair value hedge (note 32) <sup>4,5</sup>	10 346	9 922	10 155	10 258
Short-term financial liabilities designated as hedged item in a fair value hedge (note 35) <sup>4,5</sup>	-	-	3 586	3 591
<b>Total financial liabilities at amortized cost</b>	<b>55 913</b>	<b>55 489</b>	<b>24 431</b>	<b>24 539</b>
<b>Derivatives and other financial assets and liabilities at fair value</b>				
Interest-bearing financial current assets (note 29)	42	42	76	76
Interest-bearing financial non-current assets (note 24)	0	0	49	49
<b>Total financial assets at fair value</b>	<b>42</b>	<b>42</b>	<b>125</b>	<b>125</b>
Interest-bearing financial current liabilities (note 35)	71	71	19	19
Interest-bearing financial long-term liabilities (note 32)	1 027	1 027	255	255
Other current liabilities at fair value (note 36) <sup>3</sup>	20	20	59	59
Other long-term liabilities at fair value (note 32)	108	108	75	75
<b>Total financial liabilities at fair value</b>	<b>1 226</b>	<b>1 226</b>	<b>408</b>	<b>408</b>
<b>Total derivatives and other financial assets and liabilities at fair value, net</b>	<b>-1 184</b>	<b>-1 184</b>	<b>-283</b>	<b>-283</b>

<sup>1</sup> Excluding all pension balances and reimbursement rights (note 25).

<sup>2</sup> Excluding prepaid expenses, other accrued income and value-added tax (note 28).

<sup>3</sup> Excluding employee-related accrued expenses, prepaid income and value-added tax (note 36).

<sup>4</sup> The adjustment to the carrying value of the hedged item in fair value hedges amounted to MSEK -417 (-138).

<sup>5</sup> The difference between the carrying value and fair value of short-term and long-term loan liabilities is due to the credit margin in the discount rate.



## Hedging reserve as per December 31, 2022 and 2021

MSEK	Cost of hedging reserve	Interest rate cash flow hedges	Currency cash flow hedges	Total before tax	Deferred tax	Total net of tax
<b>Opening balance January 1, 2022</b>	<b>15</b>	<b>0</b>	<b>25</b>	<b>40</b>	<b>-9</b>	<b>31</b>
Change in fair value of hedging instrument recognized in other comprehensive income	-8	-	-163	-171	37	-134
Reclassified from other comprehensive income to profit or loss	-	-	123	123	-27	96
<b>Closing balance December 31, 2022</b>	<b>7</b>	<b>0</b>	<b>-15</b>	<b>-8</b>	<b>1</b>	<b>-7</b>
<b>Opening balance January 1, 2021</b>	<b>4</b>	<b>-4</b>	<b>96</b>	<b>96</b>	<b>-21</b>	<b>75</b>
Change in fair value of hedging instrument recognized in other comprehensive income	11	1	31	43	-8	35
Reclassified from other comprehensive income to profit or loss	-	3	-102	-99	20	-79
<b>Closing balance December 31, 2021</b>	<b>15</b>	<b>0</b>	<b>25</b>	<b>40</b>	<b>-9</b>	<b>31</b>

## Offsetting financial assets and financial liabilities

For the financial assets and liabilities subject to enforceable master netting arrangements or similar arrangements, each agreement between the Group and the counterparty allows for net settlement of the relevant financial assets and liabilities when both elect to settle on a net basis. In the absence of such an election, financial assets and liabilities will be settled on a gross basis. However, each party to the master netting agreement or similar agreement

will have the option to settle all such amounts on a net basis in the event of default of the other party. Per the terms of each agreement, an event of default includes failure by a party to make payment when due, failure by a party to perform any obligation required by the agreement (other than payment) if such failure is not remedied within periods of 30 to 60 days after notice of such failure is given to the party, or bankruptcy.

### Financial assets

The following financial assets are subject to offsetting, enforceable master netting arrangements or similar agreements.

MSEK	Gross amounts of recognized financial assets	Gross amounts of recognized financial liabilities set off in the balance sheet	Net amounts of financial assets presented in the balance sheet	Financial instruments not set off in the balance sheet	Net amount
<b>December 31, 2022</b>					
Derivative financial assets	41	-	41	-	41
<b>Total</b>	<b>41</b>	<b>-</b>	<b>41</b>	<b>-</b>	<b>41</b>
<b>December 31, 2021</b>					
Derivative financial assets	124	-	124	10	114
<b>Total</b>	<b>124</b>	<b>-</b>	<b>124</b>	<b>10</b>	<b>114</b>

### Financial liabilities

The following financial liabilities are subject to offsetting, enforceable master netting arrangements or similar agreements.

MSEK	Gross amounts of recognized financial liabilities	Gross amounts of recognized financial assets set off in the balance sheet	Net amounts of financial liabilities presented in the balance sheet	Financial instruments not set off in the balance sheet	Net amount
<b>December 31, 2022</b>					
Derivative financial liabilities	1097	-	1097	41	1056
<b>Total</b>	<b>1097</b>	<b>-</b>	<b>1097</b>	<b>41</b>	<b>1056</b>
<b>December 31, 2021</b>					
Derivative financial liabilities	274	-	274	26	248
<b>Total</b>	<b>274</b>	<b>-</b>	<b>274</b>	<b>26</b>	<b>248</b>

## References to other notes

For further information regarding financial instruments, refer to:

- Note 2 Accounting principles
- Note 15 Net financial items
- Note 24 Interest-bearing financial non-current assets
- Note 29 Other interest-bearing current assets
- Note 32 Long-term liabilities excluding provisions
- Note 35 Short-term loan liabilities
- Note 44 Financial risk management (Parent Company)

## Note 8 Related party disclosures

In December 2021, Investment AB Latour and subsidiaries, Melker Schörling AB and EQT entered into guarantee commitments to subscribe for an additional 21.9 percent of the planned rights issue without subscription rights related to the acquisition of STANLEY Security. The rights issue was fully subscribed and the guarantee commitments were therefore not utilized. For these guarantee commitments, Securitas have paid a fee of one (1) percent of the guaranteed amounts which, in total MUSD 2 (MSEK 18). The amount is part of the transaction costs reported in equity.

Guarantees on behalf of related parties amount to MSEK 0 (0).

Information on the remuneration to the Board of Directors and Senior Management is provided in note 9. Information on total payroll expenses for the Board of Directors and the Presidents of the Group is provided in note 12.

For information on the Parent Company's transactions with related parties, refer to note 43 and note 46.

The Group has transactions with its associated companies, mainly related to reinvoicing of certain cost which are not material in aggregate and dividend, for further information regarding the dividend amount please refer to note 23.

## Note 9 Remuneration to the Board of Directors and senior management

### General

#### Board of Directors

The Chair of the Board and the Directors receive fees in accordance with the decision of the Annual General Meeting, which includes separate fees for committee work. The employee representatives do not receive Directors' fees.

Fees to the Board of Directors, relating to the period up to the Annual General Meeting 2023 are provided according to the Annual General Meeting's decision on May 5, 2022. For the 2022 financial year, the Chair Jan Svensson receives a director's fee, including committee work fee, of MSEK 2.6. The other Directors receive an aggregate director's fee, including committee work fee, of MSEK 6.7. The remuneration for each member of the Board of Directors is disclosed in the tables below. The Board of Directors is otherwise not entitled to any other compensation except for travel and lodging expenses.

#### Guidelines for remuneration to senior management in Securitas for 2022

The Guidelines below are as published after the Annual General Meeting on May 5, 2021 and as included in the annual report for 2021. Since then, the LTI 2019/2021 program has vested and the Annual General Meeting on May 5, 2022 adopted the new LTI 2022/2024 program. The short-term share-based incentive plan has been discontinued after the performance year 2021 for all employees. After the introduction of the long-term shared based incentive plan in 2019 it was no longer intended as a program for Group Management.

#### Scope

The Annual General Meeting May 5, 2021 adopted the following guidelines for remuneration, which apply until the Annual General Meeting 2025 unless any changes are adopted by the general meeting. The guidelines apply to remuneration and other terms of employment for the individuals who are included in the Group Management of Securitas (the "senior management employees").

The guidelines shall apply to agreements entered into after the Annual General Meeting 2021, and to changes made in existing agreements after the Annual General Meeting 2021. These guidelines do not apply to any remuneration decided or approved by the general meeting.

#### Promotion of Securitas' business strategy, long-term interests and sustainability etc.

In short, Securitas business strategy is to offer protective services that integrate all areas of Securitas' competence. Together with the customers, Securitas develop optimal and cost-efficient solutions that are suited for the customers' needs. This brings added value to the customers and results in stronger, more long-term customer relationships and improved profitability.

In order to attract and keep competent senior management employees, Securitas shall offer a competitive total remuneration that is in line with the market conditions on the relevant market for each senior management employee. Thereby, the ambition is to ensure that Securitas has the leading team in the security services industry, which is expected to contribute to Securitas' business strategy and long-term interests, including its sustainability. More information on Securitas' business strategy is available on Securitas' website securitas.com, section About us – our strategy.

Securitas has implemented share-related incentive plans. Every year since 2010, the Annual General Meeting has resolved on share related incentive schemes including approximately 2 600 employees within the Group. The outcome of these incentive schemes relates to how the criteria for awarding variable cash remuneration are satisfied and thus they are distinctly linked to Securitas' business strategy, long-term interests and sustainability. Furthermore, the Annual General Meetings 2019 and 2020 resolved on a long-term incentive programs (LTI 2019/2021 and LTI 2020/2022, together the "LTI Programs") including the CEO, other members of the Group Management and certain other key employees which are intended to work as an alternative incentive solution to the aforementioned incentive scheme and includes approximately up to 80 employees within Securitas. The outcome of the LTI Programs are based on the annual development of Securitas' earnings per share. The LTI Programs are conditional upon the participant's own investment and holding periods of several years. The share-related incentive plans have been resolved by the general meeting and are therefore excluded from these guidelines. The share-related incentive plans proposed by the Board of Directors and submitted to the Annual General Meeting 2021 for approval are excluded for the same reason.

More information on Securitas' incentive plans is available on Securitas' website securitas.com, section Corporate Governance – Remuneration to Senior Management.

#### Types of remuneration

The total remuneration to senior management shall consist of a fixed basic salary, variable cash remuneration, pension benefits and other benefits. Additionally, the general meeting may – irrespective of these guidelines – resolve on, among other things, share-related or share price-related remuneration.

The fixed basic salary shall be competitive and reflect each senior management employee's responsibility and performance. The variable cash remuneration shall amount to a maximum of 85 percent of the fixed basic salary for the President and CEO and a maximum of 60-200 percent of the fixed basic salary for other senior management employees.

The senior management employees shall be subject to defined contribution pension plans for which insurance premiums are transferred from the individual's total cash remuneration and paid by the company during the term of employment. In exceptional cases, the value of such insurance premiums can instead be paid as part of the cash remuneration to a senior management employee. Variable cash remuneration shall qualify for pension benefits to the extent required by mandatory collective agreement provisions. Insurance premiums may amount to not more than 35 percent of the fixed basic salary.

Other benefits, such as company car, life insurance, special health insurance or occupational health service shall be provided to the extent this is considered customary for senior management employees holding equivalent positions on the labor market where the senior management employee is active. Premiums and other costs relating to such benefits may amount to not more than 15 percent of the fixed basic salary.

For employments governed by rules other than Swedish, pension benefits and other benefits may be duly adjusted for compliance with mandatory rules or established local practice, taking into account, to the extent possible, the overall purpose of these guidelines.

#### Criteria for awarding variable cash remuneration

Variable cash remuneration shall be awarded based on the outcome of clearly measurable performance-based targets that are set as close to the local business as possible and aim for long-term profitability of Securitas. The performance-based targets may for example relate to EBITA, EPS and/or cash flow within each senior management employee's area of responsibility (group or division). Furthermore, the performance-based targets are intended to contribute to Securitas' business strategy and long-term interests, including its sustainability, by, among other things, promoting the senior management employee's long-term development within Securitas and reconciling the shareholders' interests with the employee's interests.

The Remuneration Committee shall, for the Board of Directors, prepare, monitor and evaluate matters regarding variable cash remuneration to the

Note

1

2

3

4

5

6

7

8

9

10

11

12

13

14

15

16

17

18

19

20

21

22

23

24

25

26

27

28

29

30

31

32

33

34

35

36

37

38

39

40

41

42

43

44

45

46

47

48

49

50

51

52

53

54

55

56

57

58

59

60



senior management. Ahead of each measurement period for the criteria for awarding variable cash remuneration, which can be one or several years, the Board of Directors shall, based on the work of the Remuneration Committee, establish which criteria that are deemed to be relevant for the upcoming measurement period. After a measurement period has ended, it shall be determined to which extent the criteria have been satisfied. Evaluations regarding fulfilment of financial targets shall be based on established financial information for the relevant period.

Variable cash remuneration can be paid after the measurement period has ended or be subject to deferred payment. If payment of variable cash remuneration has been effected on grounds later proven to be obviously inaccurate, Securitas shall, to the extent legally possible, have the possibility to reclaim such paid remuneration.

### Termination of employment

At dismissal, the notice period for senior management employees shall not exceed twelve months, with a right to redundancy payment equivalent to a maximum of 100 percent of the fixed basic salary for a period not exceeding twelve months after the end of the notice period. At resignation by a senior management employee, the notice period shall amount to a maximum of six months without a right to redundancy payment.

Additionally, remuneration may be paid for non-compete and non-solicitation undertakings in accordance with mandatory rules or established local practice. The remuneration shall be based on the fixed cash salary at the time of termination of employment and be paid during the time the non-compete or the non-solicitation undertaking applies, however not for more than 24 months following termination of employment.

### Salary and employment conditions for employees

In the preparation of the Board of Directors' proposal for these guidelines, salary and employment conditions for employees of the company have been taken into account by including information on the employees' total income, the components of the remuneration and increase and growth rate over time, in the Remuneration Committee's and the Board of Directors' basis of decision when evaluating whether the guidelines and the limitations set out herein are reasonable.

### The decision-making process to determine, review and implement the guidelines

The Remuneration Committee's tasks include preparing the Board of Directors' decision to propose guidelines for remuneration to the senior management. The Board of Directors shall prepare a proposal for new guidelines at least every fourth year and submit it to the general meeting. The guidelines shall be in force until new guidelines are adopted by the general meeting. The Remuneration Committee shall also monitor and evaluate programs for variable remuneration for the senior management, the application of the guidelines for remuneration to senior management as well as the current remuneration structures and compensation levels in Securitas. The members of the Remuneration Committee are independent of the company and its senior management. The CEO and other members of the senior management do not participate in the Board of Directors' processing of and resolutions regarding remuneration-related matters in so far as they are affected by such matters.

### Deviation from the guidelines

The Board may temporarily resolve to deviate from the guidelines, in whole or in part, if in a specific case there is special cause for the deviation and a deviation is necessary to serve Securitas long-term interests, including its sustainability, or to ensure Securitas financial viability. As set out above, the Remuneration Committee's tasks include preparing the Board of Directors' resolutions in remuneration-related matters. This includes any resolutions to deviate from the guidelines.

### President and Chief Executive Officer

The President and CEO Magnus Ahlqvist's salary for the 2022 financial year, amounted to MSEK 17.4 including vacation pay. Pension premiums are paid for a defined contribution pension plan and a defined benefit plan which in total amounts to 30 percent of the base salary. The pension costs for the financial year 2022 amounted to MSEK 5.1, which includes premiums to a Swedish defined benefit plan (ITP), limited to deductible amounts for tax purposes. The defined benefit plan guarantees a lifetime pension from the age of 65 and the pension compensation corresponds to a certain percentage of the final salary, the maximum pensionable income is currently MSEK 2.1. The pension cost for the defined benefit pension plan in 2022 amounted to MSEK 0.5 (included in the total pension cost for the President and CEO, see also the table below). No pension benefits are conditioned by future employment.

Other salary benefits amounted to MSEK 0.1.

Upon dismissal, the notice period for the President and CEO amounts to twelve months with a right to a severance pay after the end of the notice period, equivalent to twelve months fixed salary.

### Other members of Group Management

The other Group Management consisted by the end of 2022 of the following thirteen members: Hillevi Ågranius (CIO from July 1, 2022), Martin Althén (President Securitas Digital from July 1, 2022, and up to that time CIO), Greg Anderson (Divisional President, Security Services North America), Helena Andreas (Senior Vice President, Group Communications & People), Tony Byerly (Global President, Securitas Technology), José Castejon (COO, North American Guarding, Security Services North America), Jorge Couto (Divisional President, Security Services Ibero-America), Andreas Lindback (CFO), Jan Lindström (Senior Vice President Finance), Brian Riis Nielsen (Senior Vice President for Global Clients and leader of Global Clients & Vertical Markets), Frida Rosenholm (Senior Vice President, General Counsel, Group Legal, Risk & Business Ethics), Axel Sundén (Divisional President AMEA, Africa, Middle East, Asia and Australia from September 1, 2022) and Henrik Zetterberg (Divisional President, Security Services Europe from October 18, 2022, and up to that time COO, Security Services Europe).

Brett Pickens (Divisional President AMEA, Africa Middle East, Asia and Australia) left the Group Management as of August 31, 2022, and Peter Karlströmer (Divisional President, Security Services Europe) left the Group Management as of October 18, 2022.

In the 2022 financial year the other members of Group Management have received the following remuneration during the time as members. Aggregate fixed salaries amounted to MSEK 80.9, and other salary benefits to MSEK 4.2.

The other members of Group Management have individual pension plans. The retirement age varies from country to country and pension plan. As described under Types of remuneration above, members can allocate part of their remuneration to a defined contribution pension plan. All members of Group Management have defined contribution pension plans for which pension premiums are allocated from the member's total remuneration and paid by the company during the term of employment. These premiums may vary but are limited to amounts deductible for tax purposes by the company. In 2022 the pension costs for other members of Group Management amounted to MSEK 21.3. No pension benefits are conditioned by future employment.

During 2022 seven members had a Swedish defined benefit pension plan (ITP), but can also allocate part of their remuneration to a defined contribution plan. The Swedish defined benefit plan guarantees a lifetime pension from the age of 65. The pension compensation corresponds to a certain percentage of the final salary, and the maximum pensionable income is MSEK 2.1 per employee. This pension benefit is funded through annual premiums paid by the company during the term of employment, and the pension cost for these seven members in 2022 was MSEK 4.3 (included in the total pension cost for other Group Management, see also the table below).

Upon dismissal, the notice period and a right to a severance pay after the end of the notice period, is equivalent to a maximum of 24 months fixed salary, for members of Group Management.

### Short- and long-term incentives

Short-term as well as long-term incentives for eligible employees in Securitas include clearly measurable performance-based targets that are set as close to the local business as possible and aim for long-term profitability of the Group. The performance targets that are required to achieve maximum bonus vary depending on the position of the employee but are as a principle based on year-on-year improvement of the operating result (EBITA) in the area of responsibility and targets based on improvement of cash flow or development of real change earnings per share.

### Securitas' long-term share-based incentive scheme

Securitas' Annual General Meeting May 5, 2022, resolved on a new share-based bonus scheme, LTI 2022/2024, for the President and CEO, other members of Group management and certain key employees all in all including around 70 participants. The scheme runs in parallel with the share-based bonus scheme LTI 2020/2022 decided by the Annual General Meeting on May 7, 2020, and LTI 2021/2023 decided by the Annual General Meeting on May 5, 2021. In order to participate in the scheme, which runs over the period 2020 to 2022, 2021 to 2023 and 2022 to 2024, respectively, participants have to invest Securitas series B shares at market price or nominate already vested shares.

The LTI 2020/2022, LTI 2021/2023 and LTI 2022/2024 incentive includes the President and CEO Magnus Ahlqvist and 12 members of other Group Management. One member that joined Group Management during the year has yet to join the scheme.

For every share thus purchased or invested the company will grant so called performance awards free of charge in as per below:

- Category 1 (the President and CEO): maximum five performance awards per each invested share.
- Category 2 (Group Management): maximum four performance awards per each invested share.

The performance conditions are linked to the development of real change in earnings per share (if applicable excluding items affecting comparability) and the outcome is calculated yearly, whereby one third is measured against the outcome of the first year (2020, 2021 and 2022, respectively), one third against the second year (2021, 2022 and 2023, respectively) and one third against the third year (2022, 2023 and 2024, respectively). The award of shares is in addition to the fulfilment of performance conditions contingent on the employment as per the vesting day in 2023, 2024 and 2025, respectively, and that the invested shares are kept during the whole vesting period. The number of shares awarded thus will also include compensation for dividend during the vesting period by increasing the number of shares awarded.

The cost for the service rendered under the long-term incentive program is spread over the vesting period and is based on a fair value on the grant date for Securitas series B share of SEK 98.70 per share for the program 2020 to 2022, of SEK 113.26 per share for the program 2021 to 2023 and of SEK 84.57 per share for the program 2022 to 2024. The fair value on the grant date has been recalculated to consider the effects of the rights issue completed on October 18, 2022. The recalculation has not resulted in any change in the projected cost for the program as the number of shares awarded have been adjusted correspondingly.

See further information in note 2 and note 12. Information regarding the potential allocation of shares in 2023, 2024 and 2025, respectively, under the long-term share-based incentives LTI 2020/2022, LTI 2021/2023 and LTI 2022/2024, respectively, and the fair value of these shares, are disclosed in the table below.

## Short- and long-term variable compensation 2022

	Variable short-term cash compensation	Variable long-term cash compensation	Long-term share-based incentive scheme
President and CEO	✓	n/a	✓
Other members of Group Management	✓	✓*	✓

✓ = illustrates the eligibility to participate.

\* = relating to three of the other members of Group Management.

n/a = illustrates that the member is not eligible to participate. The short-term share-based incentive scheme was discontinued after the financial year 2021. One member of Group Management that joined during the year had earned bonus under this scheme in 2021 payable in 2023. No other members participated during 2021.

For the President and CEO Magnus Ahlqvist the variable short-term cash compensation relating to the 2022 performance amounted to MSEK 14.5

## Remuneration to the Board of Directors and Group Management

### Remuneration related to 2022

KSEK	Base salary/fee	Other benefits	Variable compensation <sup>5</sup>	Pension	Total remuneration
Jan Svensson, Chair of the Board <sup>1</sup>	2 603	–	–	–	2 603
Ingrid Bonde <sup>1</sup>	1 068	–	–	–	1 068
John Brandon	827	–	–	–	827
Fredrik Cappelen <sup>1</sup>	1 203	–	–	–	1 203
Gunilla Fransson <sup>1</sup>	879	–	–	–	879
Sofia Schörling Högberg	827	–	–	–	827
Harry Klagsbrun	827	–	–	–	827
Johan Menckel <sup>1</sup>	1 068	–	–	–	1 068
<b>Subtotal Board of Directors<sup>2</sup></b>	<b>9 302</b>	<b>–</b>	<b>–</b>	<b>–</b>	<b>9 302</b>
Magnus Ahlqvist, President and CEO <sup>3</sup>	17 350	141	23 926	5 104	46 521
Other members of Group Management <sup>4</sup>	80 916	4 216	104 152	21 293	210 577
<b>Subtotal President and CEO and Group Management</b>	<b>98 266</b>	<b>4 357</b>	<b>128 078</b>	<b>26 397</b>	<b>257 098</b>
<b>Total</b>	<b>107 568</b>	<b>4 357</b>	<b>128 078</b>	<b>26 397</b>	<b>266 400</b>

Above information refers to full year remuneration for the current Group Management, unless stated otherwise. The Board of Directors has no pension benefits.

1 Including remuneration for committee work.

2 Refer to the cost for 2022 for board fees, according to decision by the Annual General Meetings 2021 and 2022.

3 Base salary including vacation pay.

and will be paid in 2023. The long-term variable share-based compensation referring to the LTI 2020/2022, LTI 2021/2023 and the LTI 2022/2024 relating to the 2022 performance amounted to MSEK 9.5.

The aggregate short-term variable cash compensation relating to the 2022 performance to the other members of Group Management amounted to MSEK 56.0 and will be paid in 2023. The long-term variable share-based compensation referring to the LTI 2020/2022, LTI 2021/2023 and the LTI 2022/2024 relating to the 2022 performance amounted to MSEK 16.2. This includes a cost reduction of MSEK 4.1 relating to members who left Group Management.

During 2022 three members of other Group Management have had other long-term variable cash incentive schemes, which are provided for during the performance year. Two schemes was reconciled to the final annual performance in 2020 and the final payment will be executed in 2023. Two schemes run over the period 2020 to 2023 with payment due in 2024. One scheme is reconciled to the final annual performance of 2021 to 2023 with payment due in 2024. Finally, two schemes are reconciled to the annual performance of 2022 with payment due in 2023 to 2025. The provision for other long-term variable compensation relating to the 2022 performance amounted to MSEK 32.0. The accumulated provision for other long-term variable cash incentive schemes amounted to MSEK 52.1 as of December 31, 2022, whereof MSEK 6.4 will be paid in 2023. At resignation by a management employee, any unpaid long-term cash incentive will stay with the company.

## Allocation of shares to Group Management relating to Securitas' long-term share-based incentive schemes 2022

	Number of shares <sup>1</sup>		Fair value, MSEK
	2022	2022	
Magnus Ahlqvist, President and CEO	97 429	10	10
Other members of Group Management	172 152	16	16
<b>Total holdings</b>	<b>269 581</b>	<b>26</b>	<b>26</b>

1 Potential allocation of shares for Securitas' long-term share-based incentive LTI 2020/2022, LTI 2021/2023 and LTI 2022/2024, to be allocated in 2023, 2024 and 2025, respectively. The award of shares is in addition to the fulfilment of performance conditions contingent on the employment as per the vesting day in 2023, 2024 and 2025, respectively, and that the invested shares are kept during the whole vesting period.



## Remuneration related to 2021

KSEK	Base salary/fee	Other benefits	Variable compensation <sup>5</sup>	Pension	Total remuneration
Jan Svensson, Chair of the Board <sup>1</sup>	1 667	-	-	-	1 667
Ingrid Bonde <sup>1</sup>	962	-	-	-	962
John Brandon	745	-	-	-	745
Fredrik Cappelen <sup>1</sup>	1 087	-	-	-	1 087
Gunilla Fransson <sup>1</sup>	567	-	-	-	567
Sofia Schörling Högberg	812	-	-	-	812
Harry Klagsbrun	533	-	-	-	533
Johan Menckel <sup>1</sup>	683	-	-	-	683
Marie Ehrling <sup>2</sup>	767	-	-	-	767
Anders Bööds <sup>2</sup>	212	-	-	-	212
Carl Douglas <sup>2</sup>	298	-	-	-	298
Dick Seger <sup>2</sup>	212	-	-	-	212
<b>Subtotal Board of Directors<sup>3</sup></b>	<b>8 545</b>	<b>-</b>	<b>-</b>	<b>-</b>	<b>8 545</b>
Magnus Ahlqvist, President and CEO <sup>4</sup>	16 782	137	25 150	4 946	47 015
Other members of Group Management <sup>5</sup>	71 592	3 893	96 970	18 632	191 087
<b>Subtotal President and CEO and Group Management</b>	<b>88 374</b>	<b>4 030</b>	<b>122 120</b>	<b>23 578</b>	<b>238 102</b>
<b>Total</b>	<b>96 919</b>	<b>4 030</b>	<b>122 120</b>	<b>23 578</b>	<b>246 647</b>

Above information refers to full year remuneration for the current Group Management, unless stated otherwise. The Board of Directors has no pension benefits.

1 Including remuneration for committee work.

2 Declined re-election to the Board at the AGM May 5, 2021.

3 Refer to the restated cost for 2021 for board fees, according to the decisions by the Annual General Meetings 2020 and 2021.

4 Base salary including vacation pay.

5 Other members of Group Management consisted as of December 31, 2021, of 13 persons. The compensation for members who left the Group Management is included.

6 Refer to the cost for 2021 for Securitas' incentive scheme for cash bonus and long-term incentive plans, see also separate table for the share-based part. The award of shares is in addition to the fulfilment of performance conditions contingent on the employment as per the vesting day in 2022, 2023 and 2024, respectively, and that the invested shares are kept during the whole vesting period.

## Shareholdings

The Board of Directors' and Group Management's shareholdings as of December 31, 2022, are detailed in the table below.

### Board of Directors' and Group Management's holdings of Securitas series A and B shares<sup>1</sup>

	A shares	A shares	B shares	B shares	B shares
	2022	2021	2022 <sup>7</sup>	2021 <sup>7</sup>	Allocation 2023 <sup>8</sup>
Jan Svensson, Chair of the Board	-	-	78 728	30 000	-
Ingrid Bonde	-	-	5 342	2 600	-
John Brandon	-	-	10 000	10 000	-
Fredrik Cappelen	-	-	32 885	4 000	-
Gunilla Fransson	-	-	3 142	-	-
Sofia Schörling Högberg <sup>2</sup>	7 071 428	4 500 000	18 561 146	11 811 639	-
Harry Klagsbrun	-	-	157 142	100 000	-
Johan Menckel	-	-	15 714	-	-
Magnus Ahlqvist, President and CEO <sup>3</sup>	-	-	339 651	156 906	70 634
Hillevi Agranius <sup>4</sup>	-	-	7 648	-	2 452
Martin Althén	-	-	31 535	12 248	13 186
Greg Anderson	-	-	49 459	18 195	25 172
Helena Andreas	-	-	11 314	8 140	9 417
Tony Byerly	-	-	37 513	17 291	18 418
José Castejon	-	-	20 943	11 154	12 377
Jorge Couto	-	-	25 520	11 239	14 661
Peter Karlströmer <sup>5</sup>	-	-	-	25 378	-
Andreas Lindback	-	-	19 910	11 612	6 278
Jan Lindström	-	-	37 734	19 995	9 570
Brett Pickens <sup>5</sup>	-	-	-	7 222	-
Brian Riis Nielsen	-	-	14 270	5 945	4 645
Frida Rosenholm	-	-	16 102	8 050	9 262
Axel Sundén <sup>6</sup>	-	-	4 712	-	-
Henrik Zetterberg	-	-	31 787	16 075	12 809
<b>Total holdings</b>	<b>7 071 428</b>	<b>4 500 000</b>	<b>19 512 197</b>	<b>12 287 689</b>	<b>208 881</b>

1 Information refers to shareholdings as of December 31, 2022 and 2021.

2 Through family and Meiker Schörling AB.

3 Holds in addition to B-shares according to the table, 100 000 share options regarding acquisition of Securitas series B shares, issued by Meiker Schörling AB and Investment AB Labour.

4 Has joined the Group Management July 1, 2022, why earlier holdings is not applicable.

5 Has left the Group Management during 2022, why actual holdings is not applicable.

6 Has joined the Group Management September 1, 2022, why earlier holdings is not applicable.

7 Holdings as of December 31 excluding potential allocation of shares according to Securitas share-based incentive schemes LTI 2020/2022, LTI 2021/2023 and LTI 2022/2024.

8 Actual allocation of shares in 2023 according to Securitas' share-based incentive scheme LTI 2020/2022, including shares corresponding to dividend decided related to potential allocation of shares during 2022.

The gross number of allocated shares is stated, of which part of the shares may have been sold to cover tax on the benefit. Other holdings of Securitas Series B shares at the time allocation in 2023 are not included.

## Note 10 Segment reporting

### Segment structure

The Group's operations are divided into three reportable segments: Security Services North America, Security Services Europe and Security Services Ibero-America. Security solutions based on client-specific needs are built through different combinations of on-site, mobile and remote guarding, technology and solutions, fire and safety and corporate risk management.

All segments apply the accounting principles explained in note 2. The segment reporting follows the format of Securitas' financial model, which provides a foundation for financial planning and reporting from branch office level up to the Board of Directors. Acquisitions of subsidiaries are therefore excluded from the operating cash flow. All material acquisitions are stated at business segment level in the report of the Board of Directors under the heading Acquisitions and divestitures.

### Security Services North America

Security Services North America provides protective services in the US, Canada and Mexico. The operations in the US are organized in four specialized units – Guarding, Technology, Pinkerton Corporate Risk Management and Critical Infrastructure Services. In total, the operations have 121 000 employees.

### Security Services Europe

Security Services Europe provides protective services in 21 countries. In total, the operations have 123 000 employees.

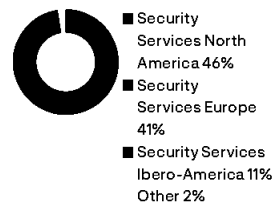
### Security Services Ibero-America

Security Services Ibero-America provides protective services in seven Latin American countries as well as in Portugal and Spain in Europe. In total, the operations have 59 000 employees.

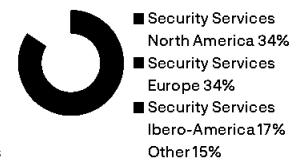
### Other

Other includes all other operating segments as well as general administrative expenses, expenses for head offices and other central expenses. All other operating segments comprise the operations in Africa, the Middle East, Asia and Australia.

### SALES PER SEGMENT



### EMPLOYEES PER SEGMENT



Note	
1	
2	
3	
4	
5	
6	
7	
8	
9	
10	
11	
12	
13	
14	
15	
16	
17	
18	
19	
20	
21	
22	
23	
24	
25	
26	
27	
28	
29	
30	
31	
32	
33	
34	
35	
36	
37	
38	
39	
40	
41	
42	
43	
44	
45	
46	
47	
48	
49	
50	
51	
52	
53	
54	
55	
56	
57	
58	
59	
60	



**January – December 2022**

MSEK	Security Services North America	Security Services Europe	Security Services Ibero-America	Other	Total segments	Eliminations	Group
<b>Income</b>							
Sales, external	61 056	54 408	14 603	3 170	133 237	-	133 237
Sales, intra-group	117	1	1	6	125	-125	-
<b>Total sales</b>	<b>61 173</b>	<b>54 409</b>	<b>14 604</b>	<b>3 176</b>	<b>133 362</b>	<b>-125</b>	<b>133 237</b>
<i>Organic sales growth, %</i>	<i>1</i>	<i>9</i>	<i>16</i>	-	-	-	<i>7</i>
<b>Operating income before amortization<sup>1</sup></b>	<b>4 611</b>	<b>3 201</b>	<b>881</b>	<b>-660</b>	<b>8 033</b>	-	<b>8 033</b>
<i>of which share in income of associated companies</i>	<i>4</i>	<i>1</i>	-	<i>45</i>	<i>50</i>	-	<i>50</i>
<b>Operating margin, %</b>	<b>7.5</b>	<b>5.9</b>	<b>6.0</b>	-	<b>6.0</b>	-	<b>6.0</b>
Amortization of acquisition-related intangible assets	-192	-182	-7	-33	-414	-	-414
Acquisition-related costs	-32	-17	-	0	-49	-	-49
Items affecting comparability	-332	-675	-58	-21	-1 086	-	-1 086
<b>Operating income after amortization</b>	<b>4 055</b>	<b>2 327</b>	<b>816</b>	<b>-714</b>	<b>6 484</b>	-	<b>6 484</b>
Financial income and expenses	-	-	-	-	-	-	-758
<b>Income before taxes</b>	-	-	-	-	-	-	<b>5 726</b>
Taxes	-	-	-	-	-	-	-1 410
<b>Net income for the year</b>	-	-	-	-	-	-	<b>4 316</b>
<b>Operating cash flow</b>							
<b>Operating income before amortization</b>	<b>4 611</b>	<b>3 201</b>	<b>881</b>	<b>-660</b>	<b>8 033</b>	-	<b>8 033</b>
Investments in non-current tangible and intangible assets	-795	-2 006	-413	-353	-3 567	-	-3 567
Reversal of depreciation <sup>1</sup>	820	1 678	361	261	3 120	-	3 120
Change in operating capital employed	-1 428	-613	-152	327	-1 866	-	-1 866
<b>Cash flow from operating activities</b>	<b>3 208</b>	<b>2 260</b>	<b>677</b>	<b>-425</b>	<b>5 720</b>	-	<b>5 720</b>
<i>Cash flow from operating activities, %</i>	<i>70</i>	<i>71</i>	<i>77</i>	-	-	-	<i>71</i>
<b>Capital employed and financing</b>							
Operating non-current assets	4 187	7 606	1 067	1 225	14 085	-	14 085
Accounts receivable	10 092	7 767	2 901	500	21 260	-377	20 883
Other assets	7 116	3 898	554	2 715	14 283	-125	14 158
Other liabilities	-9 933	-13 537	-2 693	-5 088	-31 251	502	-30 749
<b>Total operating capital employed</b>	<b>11 462</b>	<b>5 734</b>	<b>1 829</b>	<b>-648</b>	<b>18 377</b>	-	<b>18 377</b>
<i>Operating capital employed as % of sales</i>	<i>17</i>	<i>10</i>	<i>13</i>	-	-	-	<i>13</i>
Goodwill	28 276	20 141	1 823	781	51 021	-	51 021
Acquisition-related intangible assets	3 705	3 226	36	213	7 180	-	7 180
Shares in associated companies	9	41	-	344	394	-	394
<b>Total capital employed</b>	<b>43 452</b>	<b>29 142</b>	<b>3 688</b>	<b>690</b>	<b>76 972</b>	-	<b>76 972</b>
<i>Return on capital employed, %</i>	<i>10</i>	<i>9</i>	<i>22</i>	-	-	-	<i>9</i>
Net debt	-	-	-	-	-	-	40 534
Shareholders' equity	-	-	-	-	-	-	36 438
<b>Total financing</b>	-	-	-	-	-	-	<b>76 972</b>
<i>Net debt equity ratio, multiple</i>	-	-	-	-	-	-	<i>1.11</i>
<b>Assets and liabilities</b>							
Non-interest-bearing assets	53 385	42 679	6 381	3 352	105 797	-502	105 295
Unallocated non-interest-bearing assets <sup>2</sup>	-	-	-	-	-	-	2 426
Unallocated interest-bearing assets	-	-	-	-	-	-	7 785
<b>Total assets</b>	-	-	-	-	-	-	<b>115 506</b>
Shareholders' equity	-	-	-	-	-	-	36 438
Non-interest-bearing liabilities	9 933	13 537	2 693	1 526	27 689	-502	27 187
Unallocated non-interest-bearing liabilities <sup>2</sup>	-	-	-	-	-	-	3 562
Unallocated interest-bearing liabilities	-	-	-	-	-	-	48 319
<b>Total liabilities</b>	-	-	-	-	-	-	<b>79 068</b>
<b>Total shareholders' equity and liabilities</b>	-	-	-	-	-	-	<b>115 506</b>

1 Depreciation and amortization of tangible and non-acquisition-related intangible assets per segment are specified on the line Reversal of depreciation in the statement of cash flow above. Further information regarding depreciation and amortization is provided in note 13.  
2 Included in Other in the table Capital employed and financing.



## January – December 2021

MSEK	Security Services North America	Security Services Europe	Security Services Ibero-America	Other	Total segments	Eliminations	Group	Note
<b>Income</b>								
Sales, external	46 728	46 137	12 285	2 550	107 700	-	107 700	1
Sales, intra-group	19	1	1	1	22	-22	-	2
<b>Total sales</b>	<b>46 747</b>	<b>46 138</b>	<b>12 286</b>	<b>2 551</b>	<b>107 722</b>	<b>-22</b>	<b>107 700</b>	3
<i>Organic sales growth, %</i>	<i>3</i>	<i>5</i>	<i>6</i>	<i>-</i>	<i>-</i>	<i>-</i>	<i>4</i>	4
<b>Operating income before amortization<sup>1</sup></b>	<b>3 191</b>	<b>2 696</b>	<b>702</b>	<b>-611</b>	<b>5 978</b>	<b>-</b>	<b>5 978</b>	5
<i>of which share in income of associated companies</i>	<i>6</i>	<i>7</i>	<i>-</i>	<i>36</i>	<i>43</i>	<i>-</i>	<i>43</i>	6
<i>Operating margin, %</i>	<i>6.8</i>	<i>5.8</i>	<i>5.7</i>	<i>-</i>	<i>5.6</i>	<i>-</i>	<i>5.6</i>	7
Amortization of acquisition-related intangible assets	-84	-162	-11	-33	-290	-	-290	8
Acquisition-related costs	-47	-52	-15	-8	-122	-	-122	9
Items affecting comparability	-94	-317	-182	-278	-871	-	-871	10
<b>Operating income after amortization</b>	<b>2 966</b>	<b>2 165</b>	<b>494</b>	<b>-930</b>	<b>4 695</b>	<b>-</b>	<b>4 695</b>	11
Financial income and expenses	-	-	-	-	-	-	-364	12
<b>Income before taxes</b>	<b>-</b>	<b>-</b>	<b>-</b>	<b>-</b>	<b>-</b>	<b>-</b>	<b>4 331</b>	13
Taxes	-	-	-	-	-	-	-1 197	14
<b>Net income for the year</b>	<b>-</b>	<b>-</b>	<b>-</b>	<b>-</b>	<b>-</b>	<b>-</b>	<b>3 134</b>	15
<b>Operating cash flow</b>								
<b>Operating income before amortization</b>	<b>3 191</b>	<b>2 696</b>	<b>702</b>	<b>-611</b>	<b>5 978</b>	<b>-</b>	<b>5 978</b>	17
Investments in non-current tangible and intangible assets	-655	-1 539	-341	-289	-2 824	-	-2 824	19
Reversal of depreciation <sup>1</sup>	641	1 498	335	230	2 704	-	2 704	20
Change in operating capital employed	-836	393	47	114	-282	-	-282	21
<b>Cash flow from operating activities</b>	<b>2 341</b>	<b>3 048</b>	<b>743</b>	<b>-556</b>	<b>5 576</b>	<b>-</b>	<b>5 576</b>	22
<i>Cash flow from operating activities, %</i>	<i>73</i>	<i>113</i>	<i>106</i>	<i>-</i>	<i>-</i>	<i>-</i>	<i>93</i>	23
<b>Capital employed and financing</b>								
Operating non-current assets	2 677	4 737	950	1 125	9 489	-	9 489	25
Accounts receivable	6 659	5 984	2 485	319	15 447	-201	15 246	26
Other assets	3 635	1 872	429	1 893	7 829	-150	7 679	27
Other liabilities	-6 206	-10 630	-2 344	-3 677	-22 857	351	-22 506	28
<b>Total operating capital employed</b>	<b>6 765</b>	<b>1 963</b>	<b>1 520</b>	<b>-340</b>	<b>9 908</b>	<b>-</b>	<b>9 908</b>	29
<i>Operating capital employed as % of sales</i>	<i>14</i>	<i>4</i>	<i>12</i>	<i>-</i>	<i>-</i>	<i>-</i>	<i>9</i>	30
Goodwill	11 932	9 175	1 556	710	23 373	-	23 373	31
Acquisition-related intangible assets	784	699	40	209	1 732	-	1 732	32
Shares in associated companies	8	37	0	293	338	-	338	33
<b>Total capital employed</b>	<b>19 489</b>	<b>11 874</b>	<b>3 116</b>	<b>872</b>	<b>35 351</b>	<b>-</b>	<b>35 351</b>	34
<i>Return on capital employed, %</i>	<i>16</i>	<i>25</i>	<i>26</i>	<i>-</i>	<i>-</i>	<i>-</i>	<i>14</i>	35
Net debt	-	-	-	-	-	-	14 551	36
Shareholders' equity	-	-	-	-	-	-	20 800	37
<b>Total financing</b>	<b>-</b>	<b>-</b>	<b>-</b>	<b>-</b>	<b>-</b>	<b>-</b>	<b>35 351</b>	38
<i>Net debt equity ratio, multiple</i>	<i>-</i>	<i>-</i>	<i>-</i>	<i>-</i>	<i>-</i>	<i>-</i>	<i>0.70</i>	39
<b>Assets and liabilities</b>								
Non-interest-bearing assets	25 695	22 504	5 460	2 916	56 575	-351	56 224	41
Unallocated non-interest-bearing assets <sup>2</sup>	-	-	-	-	-	-	1 633	42
Unallocated interest-bearing assets	-	-	-	-	-	-	5 506	43
<b>Total assets</b>	<b>-</b>	<b>-</b>	<b>-</b>	<b>-</b>	<b>-</b>	<b>-</b>	<b>63 363</b>	44
Shareholders' equity	-	-	-	-	-	-	20 800	45
Non-interest-bearing liabilities	6 206	10 630	2 344	1 432	20 612	-351	20 261	46
Unallocated non-interest-bearing liabilities <sup>2</sup>	-	-	-	-	-	-	2 245	47
Unallocated interest-bearing liabilities	-	-	-	-	-	-	20 057	48
<b>Total liabilities</b>	<b>-</b>	<b>-</b>	<b>-</b>	<b>-</b>	<b>-</b>	<b>-</b>	<b>42 563</b>	49
<b>Total shareholders' equity and liabilities</b>	<b>-</b>	<b>-</b>	<b>-</b>	<b>-</b>	<b>-</b>	<b>-</b>	<b>63 363</b>	50
<p><sup>1</sup> Depreciation and amortization of tangible and non-acquisition-related intangible assets per segment are specified on the line Reversal of depreciation in the statement of cash flow above. Further information regarding depreciation and amortization is provided in note 13.</p> <p><sup>2</sup> Included in Other in the table Capital employed and financing.</p>								

## Geographical information<sup>1</sup>

	Total sales from external clients <sup>2</sup>		Non-current assets <sup>3</sup>	
	2022	2021	2022	2021
MSEK				
The US	55 129	42 645	33 820	14 539
France <sup>4</sup>	-	-	7 301	-
Sweden <sup>1</sup>	6 510	5 543	4 557	1 944
All other countries <sup>4</sup>	71 598	59 512	26 972	18 377
<b>Total countries</b>	<b>133 237</b>	<b>107 700</b>	<b>72 650</b>	<b>34 860</b>
Non-current assets not listed by country <sup>3</sup>	-	-	2 985	1 634
<b>Total non-current assets</b>	<b>-</b>	<b>-</b>	<b>75 635</b>	<b>36 494</b>

1 Geographical information related to sales and non-current assets is disclosed for Sweden (which is Securitas' country of domicile) and for all individual countries where the sales or non-current assets exceed 10 percent of the total amount for the Group.

2 Based on the location of sales offices and corresponds in all material aspects to the geographical location of the clients.

3 Financial instruments, deferred tax assets and post-employment benefit assets are not specified by country. These are instead reported on the line Non-current assets not listed by country.

4 Including elimination of intra-Group sales.

## Note 11 Operating income

### Statement of income

The table below illustrates the statement of income in summary classified according to type of cost.

MSEK	2022	2021
<b>Total sales</b>	<b>133 237</b>	<b>107 700</b>
Other operating income	52	43
Salaries (note 12)	-82 355	-68 726
Social benefits (note 12)	-17 645	-14 906
Depreciation and amortization (notes 13, 19, 20, 21, 22)	-3 534	-2 994
Bad debt losses (note 27)	-86	-47
Other operating expenses	-23 185	-16 375
<b>Total operating expenses</b>	<b>-126 805</b>	<b>-103 048</b>
<b>Operating income</b>	<b>6 484</b>	<b>4 695</b>

### Exchange rate differences

Exchange rate differences included in operating income amounted to MSEK -4 (14). Exchange rate differences included in net financial items are specified in note 15.

### Government grants

Government grants are accounted for as cost reductions in operating result. Government grants only include support that qualify as government grants according to IAS 20. Other support measures are thus not included in the table for government grants below.

Securitas has also, like other companies, benefitted from government assistance related to deferred payment schemes under which payments for items such as payroll taxes, value added taxes and similar items have been deferred in time. These deferred payments have not impacted the statement of income. After a final repayment of close to MSEK 700 in 2022 of the previously postponed corona-related payroll tax balances in North America, no material balances remain to be settled out of the various governmental schemes for postponement of various tax payments introduced during the corona pandemic.

Government grants in 2021 and 2022 were mainly related to salaries paid for partial unemployment. Securitas has also received government grants related to for example training and education, incentives for hiring new staff and compensation for sickness costs.

Securitas' estimate of how much of the government grants that are related to or have been triggered as a result of the corona pandemic is approximately MSEK 63 (465). These government grants are mainly related to salaries paid for partial unemployment.

The grants recognized in the statement of income are based on Securitas' assessment of having fulfilled all conditions pertaining to the particular grant. If there are conditions for which there is uncertainty relating to the fulfillment of any condition at the time of preparing the Annual Report, these

have been deferred until the assessment is that all conditions have been fulfilled. Deferred grants amounted to MSEK 7 (32).

The table below specifies how government grants have been accounted for in the statement of income.

### Government grants allocated per function

MSEK	2022	2021
Reduction of production expenses	213	558
Reduction of selling and administrative expenses	32	45
<b>Total government grants allocated per function</b>	<b>245</b>	<b>603</b>

### Acquisition-related costs

The tables below specify what acquisition-related costs are related to and how they would have been classified per function in the statement of income if the items had not been disclosed separately on the face of the statement of income. The tables also specify how the acquisition-related costs are split by segment. There is also a specification of the cash flow impact from acquisition-related costs.

#### Acquisition-related costs

MSEK	2022	2021
Restructuring and integration costs	-43	-96
Transaction costs	-1	-20
Revaluation of deferred considerations	-5	-6
<b>Total acquisition-related costs</b>	<b>-49</b>	<b>-122</b>

#### Acquisition-related costs allocated per function

MSEK	2022	2021
Production expenses	-	-2
Selling and administrative expenses <sup>1</sup>	-49	-120
<b>Total acquisition-related costs allocated per function</b>	<b>-49</b>	<b>-122</b>

1 All transaction costs and revaluation of deferred considerations would have been classified as selling and administrative expenses in the statement of income if they had not been disclosed separately on the face of the statement of income.

#### Acquisition-related costs allocated per segment

MSEK	2022	2021
Security Services North America	-32	-47
Security Services Europe	-17	-52
Security Services Ibero-America	-	-15
Other	0	-8
<b>Total acquisition-related costs allocated per segment</b>	<b>-49</b>	<b>-122</b>

#### Cash flow impact from acquisition-related costs

MSEK	2022	2021
Acquisition-related costs according to the statement of income	-49	-122
Cash flow	-63	-122
<b>Adjustment for effect on cash flow from acquisition-related costs</b>	<b>-14</b>	<b>0</b>

### Items affecting comparability

Items affecting comparability consists of two major parts. The first part is related to the transformation programs in Security Services Europe and Security Services Ibero-America for the further digitization of the company. Costs for these programs relate primarily to the impairment of assets, organizational restructuring charges and other non-recurring items.

The previous transformation programs related to global IS/IT foundation throughout the Group, while the other program was driving business transformation of Security Services North America, were finalized during 2021, but the programs has impacted cash flow both years.

The second part is related to acquisition-related costs such as transaction cost, restructuring- and integration cost regarding the acquisition of STANLEY Security.

Previous cost savings programs in Group and Security Services Europe are both finalized in previous years and no additional costs have been recognized in the statement of income, but the programs have impacted cash flow both years.

In 2021 a lump-sum repayment from AFA insurance company was received for the collectively bargained AGS group sickness insurance policy in Sweden.



## Items affecting comparability

MSEK	2022	2021
Transformation programs, Group	-632	-633
Cost-savings program, Group	-	-290
Acquisition of STANLEY Security	-454	-62
Repayment AFA, Security Services Europe	-	114
<b>Total items affecting comparability</b>	<b>-1 086</b>	<b>-871</b>

## Items affecting comparability allocated per function

MSEK	2022	2021
Production expenses	-13	-112
Selling and administrative expenses	-1 073	-759
<b>Total items affecting comparability allocated per function</b>	<b>-1 086</b>	<b>-871</b>

## Items affecting comparability allocated per segment

MSEK	2022	2021
Security Services North America	-332	-94
Security Services Europe	-675	-317
Security Services Ibero-America	-58	-182
Other	-21	-278
<b>Total items affecting comparability allocated per segment</b>	<b>-1 086</b>	<b>-871</b>

## Cash flow impact from items affecting comparability

MSEK	2022	2021
Transformation programs, Group	-744	-403
Cost-savings program, Group	-48	-279
Cost-savings program, Security Services Europe	-1	-31
Acquisition of STANLEY Security	-378	-3
Repayment AFA, Security Services Europe	-	114
Cash flow from items affecting comparability	-1 171	-602
Items affecting comparability according to the statement of income as per the table above	-1 086	-871
<b>Adjustment for effect on cash flow from items affecting comparability</b>	<b>-85</b>	<b>269</b>

## Audit fees and reimbursements

The table below specifies what audit fees and reimbursements are related to.

MSEK	2022	2021	Note
<b>EY</b>			
Audit assignments	81	56	2
Additional audit assignments	2	1	3
Tax assignments	2	1	4
Other assignments	8	3	5
<b>Total EY</b>	<b>93</b>	<b>61</b>	6
<b>PwC</b>			7
Audit assignments	-	4	8
Additional audit assignments	-	0	9
Tax assignments	-	21	10
Other assignments	-	1	11
<b>Total PwC</b>	<b>-</b>	<b>26</b>	12
<b>Other auditors</b>			13
Audit assignments	7	3	14
<b>Total other auditors</b>	<b>7</b>	<b>3</b>	15
<b>Total audit fees and reimbursements</b>	<b>100</b>	<b>90</b>	16

Additional audit assignments mainly comprise review of the interim report for the second quarter. Tax assignments mainly comprise tax return compliance, transfer pricing and questions related to tax legislation compliance. Other services mainly comprise audit-related services in connection with prospectuses and business acquisitions.

## Note 12 Personnel

### Average number of yearly employees: Distribution between women and men<sup>1</sup>

	Women			Men			Total
	2022	2021	2022	2021	2022	2021	
Security Services North America	32 635	31 818	72 369	69 867	105 004	101 685	
Security Services Europe	21 524	20 739	86 523	85 091	108 047	105 830	
Security Services Ibero-America	10 515	9 326	48 310	49 753	58 825	59 079	
Other	2 967	2 969	11 977	12 723	14 964	15 692	
<b>Total</b>	<b>67 641</b>	<b>64 852</b>	<b>219 199</b>	<b>217 434</b>	<b>286 640</b>	<b>282 286</b>	

In 2022, the number of Board members and Presidents was 93 (92), of whom 11 (11) were women.

### Staff costs for Board of Directors and Presidents

MSEK	2022			2021			Of which bonuses	
	Salaries	Social benefits (of which pensions)		Salaries	Social benefits (of which pensions)		2022	2021
Security Services North America	193	39	(17)	141	33	(15)	89	57
Security Services Europe	117	37	(13)	145	43	(13)	50	73
Security Services Ibero-America	59	7	(0)	50	6	(0)	29	24
Other	137	51	(15)	151	54	(15)	54	71
<b>Total</b>	<b>506</b>	<b>134</b>	<b>(45)</b>	<b>487</b>	<b>136</b>	<b>(43)</b>	<b>222</b>	<b>225</b>



## Staff costs for other employees

MSEK	2022			2021		
	Salaries	Social benefits	(of which pensions)	Salaries	Social benefits	(of which pensions)
Security Services North America	39 127	6 559	(580)	31 342	5 365	(494)
Security Services Europe	31 638	8 318	(947)	27 597	7 262	(878)
Security Services Ibero-America	8 812	2 284	(45)	7 490	1 848	(33)
Other	2 272	350	(146)	1 810	295	(116)
<b>Total</b>	<b>81 849</b>	<b>17 511</b>	<b>(1 718)</b>	<b>68 239</b>	<b>14 770</b>	<b>(1 521)</b>

## Total staff costs: Board of Directors, Presidents and other employees

MSEK	2022			2021		
	Salaries	Social benefits	(of which pensions)	Salaries	Social benefits	(of which pensions)
Security Services North America	39 320	6 598	(597)	31 483	5 398	(509)
Security Services Europe	31 755	8 355	(960)	27 742	7 305	(891)
Security Services Ibero-America	8 871	2 291	(45)	7 540	1 854	(33)
Other	2 409	401	(161)	1 961	349	(131)
<b>Total</b>	<b>82 355</b>	<b>17 645</b>	<b>(1 763)</b>	<b>68 726</b>	<b>14 906</b>	<b>(1 564)</b>

1 Average number of yearly employees exclude employees in associated companies. A complete specification of the average number of yearly employees by country can be obtained from the Parent Company. Further information regarding the Group's pensions and other long-term employee benefits is provided in note 33.

### Securitas' short-term share-based incentive scheme

The short-term share-based incentive scheme was discontinued after the financial year 2021. No further variable compensation has thus been earned during the financial year 2022 for this scheme.

The incentive scheme included approximately 1300 participants that were entitled to receive the share part (one third of the total bonus potential for each participant) according to the scheme. The shares for the financial year 2021 have been hedged in March 2022, through a swap agreement, based on the current market price at the time. The number of shares that has been hedged amounts to a total of 1 201 467 at a value of MSEK 134. The number of hedged shares will be reduced to take account of taxation and leavers and the remaining shares will be allotted to the participants during 2023.

### Securitas' long-term share-based incentive scheme

Securitas' Annual General Meeting 2022 resolved on a new share-based bonus scheme, LTI 2022/2024 similar to the LTI 2021/2023 and LTI 2020/2022 that the Annual General Meetings in 2021 and 2020 resolved on. The schemes are intended for the CEO, other members of Group Management and certain key employees, including around 70 participants. To participate in the schemes, which run over the period 2022 to 2024, 2021 to 2023 and 2020 to 2022, respectively, participants have to invest in Securitas series B shares at market price or nominate already vested or currently vesting shares. For every share purchased or invested the company will grant so called performance awards free of charge as per below for each of the schemes:

- Category 1 (CEO): maximum five performance awards per each invested share.
- Category 2 (Group Management): maximum four performance awards per each invested share.
- Category 3 (other participants): maximum three performance awards per each invested share.

The performance condition is the same for LTI 2022/2024, LTI 2021/2023 and LTI 2020/2022 and is linked to the development of real change in earnings per share (if applicable excluding items affecting comparability) and the outcome is calculated yearly, whereby one third is measured against the outcome of the first year (2022, 2021 and 2020, respectively), one third against the second year (2023, 2022 and 2021, respectively) and one third against

the third year (2024, 2023 and 2022, respectively). The award of shares is in addition to the fulfilment of performance conditions contingent on the employment as per the vesting day in 2025, 2024 and 2023, respectively, and that the invested shares are kept during the whole vesting period. The number of shares awarded will also include compensation for dividend during the vesting period by increasing the number of shares awarded.

The cost for the service rendered under the long-term incentive program is spread over the vesting period and is based on a fair value on the grant date for Securitas series B share of SEK 84.57 per share for LTI 2022/2024, SEK 113.26 per share for LTI 2021/2023 and SEK 98.70 per share for LTI 2020/2022. The fair value on the grant date has been recalculated to consider the effects of the rights issue completed on October 18, 2022. The recalculation has not resulted in any change in the projected cost for the program as the number of shares awarded has been adjusted correspondingly.

During 2022 a total of 555 698 performance awards were earned for all three programs in total which corresponded to a cost for Securitas of MSEK 48 (67), net after adjusting for leavers which have reduced the cost by MSEK 5 (0) but excluding costs for social benefits. Costs for social benefits amount to MSEK 12 (16). During 2022 LTI 2019/2021 vested and consequently this program is now closed.

The share purchase in Securitas may be handled by a swap agreement with a third party. Any share-swap agreement will be separate from those entered into for the short-term share-based incentive scheme.

### Costs for share-based incentive schemes: Presidents and other employees

MSEK	2022	2021 <sup>1</sup>
Bonus costs for share-based incentive schemes	48	219
Social benefits for share-based incentive schemes <sup>2</sup>	12	40
<b>Total</b>	<b>60</b>	<b>259</b>

1 For 2021 costs are included for both the short-term and long-term share-based incentive scheme whereof the long-term incentive scheme costs amounted to MSEK 67 for bonus costs and MSEK 16 for social benefits.

2 Liability for social benefits related to share-based incentive schemes amounted to MSEK 48 (57).

## Note 13 Depreciation and amortization

MSEK	2022	2021
Software licenses	315	312
Other intangible assets	158	142
Right-of-use assets	1311	1060
Buildings	14	12
Machinery and equipment	1322	1178
<b>Total depreciation and amortization</b>	<b>3120</b>	<b>2704</b>

### Depreciation and amortization for the year is distributed in the statement of income as below

MSEK	2022	2021
<b>Amortization of intangible assets</b>		
Production expenses	65	38
Selling and administrative expenses	408	416
<b>Total amortization of intangible assets</b>	<b>473</b>	<b>454</b>

### Depreciation of right-of-use assets

Production expenses	415	354
Selling and administrative expenses	896	706
<b>Total depreciation of right-of-use assets</b>	<b>1311</b>	<b>1060</b>

### Depreciation of tangible non-current assets

Production expenses	971	874
Selling and administrative expenses	365	316
<b>Total depreciation of tangible non-current assets</b>	<b>1336</b>	<b>1190</b>

<b>Total depreciation and amortization</b>	<b>3120</b>	<b>2704</b>
--	-------------	-------------

## Note 14 Remeasurement for hyperinflation

Currently, Securitas' operations in Argentina and, as from the second quarter of 2022, Türkiye are accounted for according to IAS 29, Financial reporting in Hyperinflationary economies. The impact on the consolidated statement of income from IAS 29, as described in note 2, is illustrated below. The index used by Securitas for the remeasurement of the financial statements is the consumer price index with base period January 2003 for Argentina and 2005 for Türkiye.

### Exchange rates and index

	2022	2021
Exchange rate, Argentina, SEK/ARS	0.06	0.09
Index, Argentina	68.66	35.23
Exchange rate, Türkiye, SEK/TRY	0.56	-
Index, Türkiye	9.86	-

### Net monetary gain recognized in the consolidated statement of income

MSEK	2022	2021
Net monetary gain, Argentina	56	20
Net monetary gain, Türkiye	78	-
<b>Total financial income and expenses</b>	<b>134</b>	<b>20</b>

### Remeasurement impact recognized in Other comprehensive income

MSEK	2022	2021
Remeasurement, Argentina	210	92
Remeasurement, Türkiye	627	-
<b>Total remeasurement impact recognized in other comprehensive income</b>	<b>837</b>	<b>92</b>

### Adoption of IAS 29 Financial reporting in hyperinflationary economies in Türkiye

The impact on the Group's financial position from the adoption of IAS 29 Financial reporting in Hyperinflationary economies in Türkiye in the second

quarter of 2022 is illustrated below. The tables show the lines in the consolidated financial statements that have been affected by the adoption of IAS 29.

### Remeasurement impact in the Group's balance sheet as of April 1, 2022

MSEK	Apr 1, 2022	Note
<b>ASSETS</b>		
<b>Non-current assets</b>		
Goodwill	359	4
Acquisition-related intangible assets	41	5
Other intangible assets	16	6
Other tangible non-current assets	40	7
<b>Total non-current assets</b>	<b>456</b>	<b>8</b>
<b>Current assets</b>		
Non-interest-bearing current assets	16	9
<b>Total current assets</b>	<b>16</b>	<b>10</b>
<b>TOTAL ASSETS</b>	<b>472</b>	<b>11</b>

MSEK	Apr 1, 2022	Note
<b>SHAREHOLDERS' EQUITY AND LIABILITIES</b>		
Shareholders' equity	463	15
Attributable to equity holders of the Parent Company	463	16
<b>Total shareholders' equity</b>	<b>463</b>	<b>17</b>
<b>Long-term liabilities</b>		
Non-interest-bearing provisions	9	18
<b>Total long-term liabilities</b>	<b>9</b>	<b>19</b>
<b>TOTAL SHAREHOLDERS' EQUITY AND LIABILITIES</b>	<b>472</b>	<b>20</b>

### Remeasurement impact in the Group's capital employed and financing as of April 1, 2022

MSEK	Apr 1, 2022	Note
<b>Operating capital employed</b>	<b>63</b>	<b>21</b>
Goodwill	359	22
Acquisition-related intangible assets	41	23
<b>Capital employed</b>	<b>463</b>	<b>24</b>
Shareholders' equity	463	25

### Remeasurement impact recognized in Other comprehensive income as of April 1, 2022

MSEK	Apr 1, 2022	Note
Opening balance remeasurement April 1, 2022	463	26
<b>Total remeasurement impact recognized in other comprehensive income</b>	<b>463</b>	<b>27</b>

## Note 15 Net financial items

MSEK	2022	2021
Interest income from financial assets at fair value through profit or loss	11	3
Interest income from loans and receivables	57	48
<b>Total interest income</b>	<b>68</b>	<b>51</b>
Net monetary gain on remeasurement for hyperinflation	134	20
Other financial income	1	4
Exchange rate differences, net <sup>1</sup>	40	24
<b>Total financial income</b>	<b>243</b>	<b>99</b>
Interest expenses from financial liabilities at fair value through profit or loss	-442	-38
Interest expenses from financial liabilities designated as hedged item in a fair value hedge	-43	-103
Interest expenses from derivatives designated for hedging	-45	-47
Interest expenses from lease liabilities	-143	-122
Interest expenses from other financial liabilities at amortized cost	-256	-128
<b>Total interest expenses</b>	<b>-929</b>	<b>-438</b>
Revaluation of financial instruments	-2	0
Other financial expenses	-70	-25
<b>Total financial expenses</b>	<b>-1001</b>	<b>-463</b>
<b>Net financial items</b>	<b>-758</b>	<b>-364</b>

<sup>1</sup> Exchange rate differences included in operating income are reported in note 11.



## Note 16 Taxes

### Statement of income

Tax expense				
MSEK	2022	%	2021	%
<b>Tax on income before taxes</b>				
Current taxes	-1 298	-22.7	-1 389	-32.1
Deferred taxes	-112	-1.9	192	4.5
<b>Total tax expense</b>	<b>-1 410</b>	<b>-24.6</b>	<b>-1 197</b>	<b>-27.6</b>

The Swedish corporate tax rate was 20.6 percent (20.6). The Group's tax rate was 24.6 percent (27.6). The full year tax rate decreased from 27.6 percent to 24.6 percent for the full year mainly due to the reversal of tax provisions related to Spanish tax cases after a judgment from the Supreme Court in Spain in favor of Securitas. The tax rate adjusted for tax on items affecting comparability was 26.6 percent (27.0).

### Difference between statutory Swedish tax rate and actual tax expense for the Group

MSEK	2022	%	2021	%
<b>Income before taxes according to the statement of income</b>				
	5 726		4 331	
Tax based on Swedish tax rate	-1 180	-20.6	-892	-20.6
Difference between tax rate in Sweden and weighted tax rates for foreign subsidiaries	-108	-1.9	-278	-6.4
Tax related to previous years	-15	-0.3	-25	-0.6
Recognition of previously unvalued tax losses	29	0.5	19	0.4
Revaluation of deferred tax following a change in tax rate	-9	-0.1	-6	-0.1
Other non-deductible items	-158	-2.7	-98	-2.2
Other tax exempt items	31	0.5	83	1.9
<b>Actual tax expense</b>	<b>-1 410</b>	<b>-24.6</b>	<b>-1 197</b>	<b>-27.6</b>

Tax on items affecting comparability amounted to MSEK 422 (206).

Tax expense that may arise from dividends out of the distributable earnings has not been provided for. If distributed the tax expense arising would amount to MSEK 76 (18).

Changes in deferred taxes between 2021 and 2022 are mainly explained by tax loss carry forwards, acquisition-related intangible assets and other temporary differences. There are no unrecognized temporary differences related to subsidiaries or associated companies.

### Other comprehensive income

#### Tax on other comprehensive income

MSEK	2022	2021
Deferred tax on remeasurements of defined benefit pension plans	-21	-76
Deferred tax on remeasurement for hyperinflation	-14	-
Deferred tax on cash flow hedges	8	14
Deferred tax on cost of hedging	2	-2
Deferred tax on net investment hedges	253	99
Deferred tax on net investment hedges included in translation differences	-235	-134
<b>Deferred tax on other comprehensive income</b>	<b>-7</b>	<b>-99</b>

### Balance sheet

#### Current tax assets/liabilities

MSEK	2022	2021
Current tax assets	757	535
Current tax liabilities	1 293	1 402
<b>Current tax assets/liabilities, net</b>	<b>-536</b>	<b>-867</b>

### Deferred tax assets were attributable to

MSEK	2022	2021
Pension provisions and employee-related liabilities	737	803
Lease liabilities	924	848
Tax loss carryforwards	253	134
Acquisition-related intangible assets	380	45
Machinery and equipment	143	123
Other temporary differences	1 052	491
<b>Total deferred tax assets</b>	<b>3 489</b>	<b>2 444</b>
<i>Whereof deferred tax assets expected to be used within 12 months</i>	<i>1 292</i>	<i>1 208</i>
Net accounting <sup>1</sup>	-1 819	-1 376
<b>Total deferred tax assets according to the balance sheet</b>	<b>1 670</b>	<b>1 068</b>

### Deferred tax liabilities were attributable to

MSEK	2022	2021
Pension provisions and employee-related liabilities	78	64
Acquisition-related intangible assets	2 239	624
Right-of-use assets	886	813
Machinery and equipment	198	133
Other temporary differences	352	403
<b>Total deferred tax liabilities</b>	<b>3 753</b>	<b>2 037</b>
<i>Whereof deferred tax liabilities expected to be used within 12 months</i>	<i>383</i>	<i>313</i>
Net accounting <sup>1</sup>	-1 819	-1 376
<b>Total deferred tax liabilities according to the balance sheet</b>	<b>1 934</b>	<b>661</b>
<b>Deferred tax assets/liabilities, net</b>	<b>-264</b>	<b>407</b>

<sup>1</sup> Deferred tax assets and liabilities are reported in the balance sheet partly on a net basis after considering the set-off possibilities.

### Deferred tax assets change analysis

MSEK	2022	2021
Opening balance deferred tax assets	2 444	2 279
Change due to:		
Deferred tax recognized in the statement of income	5	187
Changed tax rate	-1	-1
Acquisitions	954	2
Divestitures	-7	-3
Recognized in other comprehensive income	-2	-34
Translation differences	96	14
<b>Closing balance deferred tax assets</b>	<b>3 489</b>	<b>2 444</b>
<b>Change during the year</b>	<b>1 045</b>	<b>165</b>

### Deferred tax liabilities change analysis

MSEK	2022	2021
Opening balance deferred tax liabilities	2 037	1 873
Change due to:		
Deferred tax recognized in the statement of income	102	51
Changed tax rate	0	2
Acquisitions	1 524	83
Divestitures	1	-
Recognized in other comprehensive income	12	-
Translation differences	77	28
<b>Closing balance deferred tax liabilities</b>	<b>3 753</b>	<b>2 037</b>
<b>Change during the year</b>	<b>1 716</b>	<b>164</b>



**Deferred tax assets change analysis per category in 2022**

MSEK	Opening balance	Deferred tax recognized in the statement of income	Changed tax rate	Acquisitions	Divestitures	Recognized in other comprehensive income	Translation differences	Closing balance	Note
Pension provisions and employee-related liabilities	803	-148	-1	18	-2	-12	79	737	1
Lease liabilities	848	76	-	-	-	-	0	924	2
Tax loss carryforwards	134	-2	-	140	-	-	-19	253	3
Acquisition-related intangible assets	45	-8	-	340	-3	-1	7	380	4
Machinery and equipment	123	18	-	6	-1	-	-3	143	5
Other temporary differences	491	69	-	450	-1	11	32	1052	6
<b>Total deferred tax assets</b>	<b>2444</b>							<b>3489</b>	7
<b>Change during the year</b>		<b>5</b>	<b>-1</b>	<b>954</b>	<b>-7</b>	<b>-2</b>	<b>96</b>	<b>1045</b>	8

**Deferred tax liabilities change analysis per category in 2022**

MSEK	Opening balance	Deferred tax recognized in the statement of income	Changed tax rate	Acquisitions	Divestitures	Recognized in other comprehensive income	Translation differences	Closing balance	Note
Pension provisions and employee-related liabilities	64	5	-	-	-	-	9	78	11
Acquisition-related intangible assets	624	26	-1	1522	-	-	68	2239	12
Right-of-use assets	813	73	-	-	-	-	0	886	13
Machinery and equipment	133	64	-	-	-	-	1	198	14
Other temporary differences	403	-66	1	2	1	12	-1	352	15
<b>Total deferred tax liabilities</b>	<b>2037</b>							<b>3753</b>	16
<b>Change during the year</b>		<b>102</b>	<b>0</b>	<b>1524</b>	<b>1</b>	<b>12</b>	<b>77</b>	<b>1716</b>	17

**Tax loss carryforwards**

Tax loss carryforwards relate primarily to subsidiaries in Argentina, Spain, Germany and Sweden. The Group's total tax loss carryforwards on December 31, 2022, amounted to MSEK 1751 (1108). These tax loss carryforwards expire as follows:

**Tax loss carryforwards**

2023	25
2024	91
2025	105
2026-	236
Unlimited duration	1294
<b>Total tax loss carryforwards</b>	<b>1751</b>

Deferred tax assets related to tax losses are accounted for when it is probable that they can be utilized by future profits. As of December 31, 2022, tax loss carryforwards for which deferred tax assets had been recognized amounted to MSEK 1051 (477) and deferred tax assets related to the tax losses amounted to MSEK 253 (134). Tax losses can be used to reduce future taxable income and tax payments.

**Note 17  
Acquisitions and divestitures of subsidiaries**

Acquisition calculations are subject to final adjustment up to one year after the date of acquisition. For further information refer to note 4.

MSEK	Purchase price paid/received <sup>1</sup>	Acquired/divested net debt	Enterprise value	Goodwill	Acquisition-related intangible assets	Operating capital employed	Total capital employed	Shareholders' equity	Total
STANLEY Security	-32 783	525	-32 258	23 729	5 450	3 079	32 258	-	32 258
Other acquisitions and divestitures <sup>2</sup>	-28	80	52	-102	32	-139	-209	157 <sup>4</sup>	-52
Adjustments <sup>3</sup>	-6	1	-5	6	-1	-4	1	4 <sup>5</sup>	5
<b>Total acquisitions and divestitures</b>	<b>-32 817</b>	<b>606</b>	<b>-32 211<sup>7</sup></b>	<b>23 633</b>	<b>5 481</b>	<b>2 936</b>	<b>32 050</b>	<b>161</b>	<b>32 211</b>
Liquid funds according to acquisition/divestiture analyses	515								
<b>Total effect on Group's liquid funds</b>	<b>-32 302</b>								

1 Related to other acquisitions and divestitures for the period: Dansk Sikkerhedsservice, Denmark, NIT Technologies, Belgium, Protectas Security Transport (remaining 55%), Switzerland, Complete Security Integration and Aussie Surveillance (contract portfolio), Australia and Digital Alarm Technologies, Singapore and divestitures of Securitas Bosnia and Herzegovina, Securitas Morocco and Securitas Electronic Security India (asset deal).

2 Related to updated previous year acquisition calculations for the following entities: Supreme Security Systems, the US, NVS Berakning (contract portfolio), Sweden, DAK, Türkiye. Related also to divestitures of Securitas Teleassistance, France and Securitas Egypt as well as to deferred considerations paid in the Sweden, Austria, Türkiye, Portugal, Australia, China and South Korea.

3 Deferred considerations have been recognized mainly based on an assessment of the future profitability

development in the acquired entities for an agreed period. The net of new deferred considerations, payments made from previously recognized deferred considerations and revaluation of deferred considerations was MSEK 0. Total deferred considerations, short-term and long-term, in the Group's balance sheet amount to MSEK 128.

4 Related to capital loss of MSEK 135 and MSEK 21 recycling of accumulated translation differences to net income upon divestiture and transactions with non-controlling interest of MSEK 1.

5 Related to revaluation of deferred consideration of MSEK 5 over income statement and capital gain of MSEK -1.

6 No equity instruments have been issued in connection with the acquisitions.

7 Cash flow from acquisitions and divestitures amount to MSEK -32 274, which is the sum of enterprise value MSEK -32 211 and acquisition-related costs paid MSEK -63.



## The following definitions are used in the tables below

**Full year sales:** What the contribution to total sales would have been if the acquisition had been consolidated from January 1, 2022.

**Contribution to total sales:** What the acquisition has contributed to total sales for the year.

**Full year net income:** What the contribution to net income would have been if the acquisition had been consolidated from January 1, 2022.

**Contribution to net income:** What the acquisition has contributed to net income for the year.

## Acquisition of the business in STANLEY Security Consolidation

On December 8, 2021, Securitas announced it had signed an agreement to acquire the Electronic Security Solutions business from Stanley Black & Decker Inc. ("Stanley Security") for a purchase price of MUS\$ 3 200 on a debt and cash free basis. All regulatory conditions were approved as communicated on July 14, 2022. The transaction was completed on July 22, 2022, and consolidated into Securitas as of the same date.

## Preliminary purchase price allocation

The purchase price paid on July 22, 2022, amounted to MSEK 32 783 and the preliminary purchase price allocation, including goodwill of MSEK 23 729, is disclosed in the summary of the balance sheet below. The final purchase price will depend on the final outcome of net working capital reconciliation and adjustments for net debt. As of the date of the publication of this Annual report this reconciliation was still ongoing.

In the preliminary purchase price allocation identifiable assets and liabilities are valued at fair value. Acquisition-related intangible assets have been identified in the preliminary allocation for customer-related, brand-related and technology-related intangible assets. Brand-related intangible assets are deemed to have an indefinite useful life and is not subject to amortization but will be tested yearly for impairment or when indication that impairment needed. Brand-related intangible assets amount to MSEK 417 out of a total of acquisition-related intangible assets of MSEK 5 450. Acquisition-related intangibles that are subject to amortization have a useful life estimated from eight to 15 years. Amortization amounted to MSEK -163 (0).

Deferred taxes have been considered where applicable and where identified tax losses carried forward have been valued when it is judged that there will be taxable future income for which the tax losses can be utilized.

The difference between the purchase price and the acquired net assets including acquisition-related intangible assets is accounted for as goodwill. Goodwill is not subject to amortization but will be tested yearly for impairment. Goodwill is made up of a number of components such as synergies (commercial and cost synergies), trained workforce and the increased geographical footprint.

The purchase price allocation has been based on available information and will be subject to adjustments both in relation to the final purchase price that will be adjusted for net debt and net working capital adjustments but also as further information regarding facts and circumstances in existence as of July 22, 2022, relating to the acquired entities becomes known, adjustments will be made both in relation to acquired net assets, acquisition-related intangible assets, taxes and consequently goodwill.

The acquisition is a combination of share purchase transactions and to a lesser extent asset transactions. In all share purchases the acquired share corresponds to 100 percent.

## Transaction costs

Total transaction costs incurred so far amounts to MSEK -180 in 2022 and MSEK -62 in 2021. Transaction costs are included in items affecting comparability.

## Restructuring and integration costs

Total costs for restructuring and integration so far for both acquiring units and for the acquired STANLEY Security operations amounts to MSEK - 274 (0). Restructuring and integration costs are included in items affecting comparability.

## Financing costs

Financing costs for the acquisition consist of interest expense on the MUS\$ 2 385 facility drawn on July 22, 2022, and amounts to MSEK -346 (0) including fees of MSEK -11 (0) and interest expense on the MUS\$ 915 facility drawn on July 22, 2022, which amounts to MSEK -67 (0) including fees of MSEK -35 (0). The MUS\$ 915 facility was repaid in full on October 18, 2022, after the completion of the rights issue. This means that all fees relating to the MUS\$ 915 facility have been expensed as of October 18, 2022, while the remaining fees for the MUS\$ 2 385 facility will be amortized over the duration of the long-term financing.

## Summary balance sheet as of acquisition date July 22, 2022

MSEK	Fair value acquisition balance
Operating non-current assets	3 352
Accounts receivable	2 113
Other assets	4 635
Other liabilities	-7 021
<b>Total operating capital employed</b>	<b>3 079</b>
Goodwill from the acquisition	23 729
Acquisition-related intangible assets	5 450
<b>Total capital employed</b>	<b>32 258</b>
Net debt	525
<b>Total acquired net assets</b>	<b>32 783</b>
Purchase price paid	-32 783
Liquid funds in accordance with acquisition analysis	525
<b>Total impact on the Group's liquid funds</b>	<b>-32 258</b>

## Other disclosures STANLEY Security

Acquired share, %	- <sup>1</sup>
Full year sales, MSEK <sup>2</sup>	16 567
Contribution to total sales, MSEK	7 736
Full year net income, MSEK <sup>3</sup>	862
Contribution to net income, MSEK <sup>3</sup>	438
Provision for bad debt included in accounts receivable, MSEK	-647
Transaction costs (2022 and 2021), MSEK	242

1 No voting rates are stated since the acquisition is a combination of share purchase transactions and assets transactions.

2 Full year sales are estimated by an average SEK to USD currency rate 9.98.

3 Full year net income is based on the actual contribution for the period July 22 to December 31, 2022, plus the net income based on the pro forma net income including amortization taken from the pro forma income statement prepared for the Rights Issue prospectus for the period January 1 to June 30, 2022. The period July 1 to July 21, 2022, is based on a pro rata calculation. The applied effective tax rate is 28.1 percent. Net income includes items affecting comparability recognized in entities that have been acquired but does not include transaction costs nor items affecting comparability recognized in other Securitas entities. Funding costs arising from the transaction are also excluded as these arise in other Securitas entities.

4 Contribution to net income is the actual contribution for the period July 22 to December 31, 2022. The applied effective tax rate is 28.1 percent. Net income includes items affecting comparability recognized in entities that have been acquired but does not include transaction costs nor items affecting comparability recognized in other Securitas entities. Funding costs arising from the transaction are also excluded as these arise in other Securitas entities.



## Other acquisitions and divestitures

### Summary balance sheet

MSEK	Fair value acquisition/ divestiture balance
Operating non-current assets	-49
Accounts receivable	-137
Other assets	-37
Other liabilities	93
Deferred considerations <sup>1</sup>	-9
<b>Total operating capital employed</b>	<b>-139</b>
Goodwill from acquisitions/divestitures <sup>2</sup>	-102
Acquisition-related intangible assets <sup>3</sup>	32
<b>Total capital employed</b>	<b>-209</b>
Net debt	80
Non-controlling interest	1
<b>Total acquired/divested net assets<sup>4</sup></b>	<b>-128</b>
Purchase price paid/received <sup>4</sup>	-28
Liquid funds in accordance with acquisition/divestiture analyses	-10
<b>Total impact on the Group's liquid funds</b>	<b>-38</b>

1 Deferred considerations for acquisitions made during 2022 have been recognized mainly based on assessment of the future profitability development for an agreed period. The recognized amount is Securitas' best estimate of the final outcome. Thus, no estimate of the range of outcomes has been calculated. Deferred consideration is linked to the future development of profitability in the acquired companies and the final outcome of the payment may consequently exceed the estimated amount.

2 Related to acquisitions of Complete Security Integration, Australia and to divestitures of Securitas Bosnia and Herzegovina and Securitas Morocco.

3 Related to acquisitions of Dansk Sikkerhedsservice, Denmark, NIT Technologies, Belgium, Complete Security Integration and Aussie Surveillance (contract portfolio), Australia and Digital Alarm Technologies, Singapore.

4 Purchase price paid/received differs from total acquired/divested net assets due to capital losses of MSEK 135 and MSEK 21 recycling of accumulated translation differences to net income upon divestiture.

Transaction costs amount to MSEK 1.

## Adjustments and payments of deferred considerations

### Summary balance sheet

MSEK	Fair value acquisition/ divestiture balance	Note
Operating non-current assets	0	1
Accounts receivable	0	2
Other assets	-2	3
Other liabilities	-	4
Deferred considerations <sup>1</sup>	-2	5
<b>Total operating capital employed</b>	<b>-4</b>	6
Goodwill from acquisitions <sup>2</sup>	6	7
Acquisition-related intangible assets <sup>2</sup>	-1	8
<b>Total capital employed</b>	<b>1</b>	9
Net debt	1	10
<b>Total acquired/divested net assets<sup>3</sup></b>	<b>2</b>	11
Purchase price paid/received <sup>3</sup>	-6	12
Liquid funds in accordance with acquisition analyses	-	13
<b>Total impact on the Group's liquid funds</b>	<b>-6</b>	14

1 Mainly related to payment and revaluation of deferred considerations for Sensormatic, Turkey and also additional payment received for divestiture of Securitas Teleassistance, France.

2 Related to update of the acquisition calculation for Supreme Security Systems, the US, DAK, Türkiye and NVS Bevakning (contract portfolio), Sweden.

3 Purchase price paid/received differs from total acquired/divested net assets due to revaluation of deferred consideration of MSEK 5 and capital gain of MSEK -1.

Transaction costs amount to MSEK 0.

## Note 18 Goodwill and impairment testing

MSEK	2022	2021
Opening balance	23 762	21 796
Acquisitions and divestitures	23 633	586
Translation differences and remeasurement for hyperinflation	4 049	1 380
Closing accumulated balance	51 444	23 762

Opening impairment losses	-389	-382
Translation differences	-34	-7
Closing accumulated impairment losses	-423	-389

Closing residual value	51 021	23 373
------------------------	--------	--------

### Goodwill allocated per segment

MSEK	2022	2021
Security Services North America	28 275	11 932
Security Services Europe	20 141	9 175
Security Services Ibero-America	1 823	1 556
Other	782	710
Total goodwill	51 021	23 373

### Impairment testing

For the purpose of impairment testing, assets are grouped at the lowest levels for which there are separately identifiable cash flows (Cash Generating Unit), that is, per segment. The segment level corresponds to the lowest level where complete financial information that is reviewed and used for control is available.

### Goodwill and intangible assets with indefinite useful life

Goodwill is tested on an annual basis for possible impairment. Securitas also carries out impairment testing for other intangible assets for which there is an indefinite useful life. These assets are MSEK 16 (16) and relates to the consideration paid for the brand Securitas in one of the Group's countries of operations and also product brandnames of MSEK 426 (0), which arose in connection with the acquisition of STANLEY Security.

The annual impairment test of all Cash Generating Units (CGUs), which is required under IFRS, took place during the third quarter of 2022 in conjunction with the business plan process for 2023. During this year's assessment a total number of four CGUs were tested for impairment of goodwill.

### Valuation methodology and material assumptions

Value in use is measured as expected future discounted cash flows and is based upon a five year discounted cash flow model. The cash flows have been calculated based on financial plans developed in each segment. The financial plans are built upon the regular business plan for the next financial year which has been ascertained by Group Management and has been presented to the Board of Directors.

The calculation of the value in use is based on certain material assumptions and assessments. The most significant of these relate to the organic sales growth, the development of the operating margin, the change in operating capital employed, long-term growth rate as well as the relevant WACC (Weighted Average Cost of Capital) for the valuation, that is, WACC after tax used to discount the future cash flows. These assumptions and judgments are also based on financial plans developed in each business segment and are built upon the regular business plan for the next financial year which has

been ascertained by Group Management and presented to the Board of Directors. In addition to this, the assumptions and judgments are based on each business segment growth and profitability level.

In terms of long-term growth rate a rate of 2 percent for guarding services in mature markets is at present regarded as being a reasonable estimate in view of the business areas' historical organic growth rate and also taking into consideration external estimates of the future. Freedonia for example, estimates that the market for guarding services in Europe and North America will grow at an average rate of some 3 percent per annum during the period 2015 to 2025. The market for integrated security solutions is estimated to grow faster than traditional guarding. In developing markets such as Eastern Europe, Latin America, Africa, the Middle East and Asia the growth rate for guarding services is estimated at 5 percent. Since the CGUs consist of countries from both mature and developing markets the long-term growth rate for the CGU has been calculated as the weighted average of the mature or developing markets share of the segment operating result. Assumptions relating to WACC are calculated individually for each country and weighted to an average for each CGU based on the countries share of the segment operating result.

The table below shows the assumptions and estimates that have formed the base for the impairment testing in summary and by segment.

	Estimated growth rate beyond forecasted period, %	WACC, %	WACC before tax, %
<b>2022</b>			
Security Services North America	2.0	7.4	9.5
Security Services Europe	2.2	7.4	9.0
Security Services Ibero-America	2.7	13.1	17.2
Other <sup>1</sup>	3.3	9.2	11.0
<b>2021</b>			
Security Services North America	2.0	6.8	8.6
Security Services Europe	2.3	6.3	7.7
Security Services Ibero-America	2.6	10.9	14.1
Other <sup>1</sup>	3.3	8.7	10.4

<sup>1</sup> The operations in Africa, the Middle East, Asia and Australia are included in Other.

### Impairment testing of goodwill and intangible assets with indefinite useful life

The 2022 impairment test showed that none of the CGUs tested for impairment had a carrying amount that exceeded the recoverable amount. Thus no impairment losses have been recognized in 2022. No impairment losses of goodwill or other acquisition-related intangible assets were recognized in 2021 either.

### Sensitivity analysis

The following sensitivity analyses have been made of the estimates of value in use in connection with impairment testing, assumption by assumption: general reduction of 1 percentage point in the organic sales growth rate during the forecasting period; general reduction of 0.5 percentage points in the operating margin; general increase of 0.5 percentage points in the WACC and general decrease of the estimated growth after the forecasted period by 0.5 percentage points. A sensitivity analysis for changes in the assumptions used in the impairment testing has been established for all CGUs.

For conducted sensitivity analyses, the conclusion is that none of the adjustments of assumptions stand alone would result in an impairment loss in any CGU.



## Note 19 Acquisition-related intangible assets<sup>1</sup>

MSEK	2022	2021	Note
Opening balance	4 030	3 561	1
Acquisitions and divestitures	5 481	535	2
Derecognition of fully amortized assets <sup>2</sup>	-342	-209	3
Translation differences and remeasurement for hyperinflation	565	143	4
Closing accumulated balance	9 734	4 030	5
Opening amortization	-2 298	-2 137	6
Reversal of amortization on derecognized assets <sup>2</sup>	342	209	7
Amortization for the year	-414	-290	8
Translation differences and remeasurement for hyperinflation	-184	-80	9
Closing accumulated amortization	-2 554	-2 298	10
Closing residual value	7 180	1 732	11

1 The balance consists mainly of contract portfolios and related client relations. Furthermore product brand names that arose in connection with the acquisition of STANLEY Security are included with MSEK 426 (0).

2 The Group derecognizes fully amortized acquisition-related intangible assets if a reliable estimate of future cash flows cannot be established. The net impact of such derecognition on the closing residual value is nil.

## Note 20 Other intangible assets

MSEK	Software licenses and similar assets		Other intangible assets <sup>1,2</sup>		Note
	2022	2021	2022	2021	
Opening balance	3 053	2 660	1 367	1 205	12
Acquisitions and divestitures	1 241	56	0	0	13
Capital expenditures	443	305	223	208	14
Disposals/write-offs	-64	-76	-16	-17	15
Reclassification	3	2	-9	-32	16
Translation differences and remeasurement for hyperinflation	304	106	14	3	17
Closing accumulated balance	4 980	3 053	1 579	1 367	18
Opening amortization	-1 916	-1 506	-670	-571	19
Acquisitions and divestitures	-794	-45	0	0	20
Disposals/write-offs	41	41	13	14	21
Reclassification	-1	-30	5	33	22
Amortization for the year	-315	-312	-158	-142	23
Translation differences and remeasurement for hyperinflation	-198	-64	-10	-4	24
Closing accumulated amortization	-3 183	-1 916	-820	-670	25
Closing residual value	1 797	1 137	759	697	26

1 Mainly related to capitalized costs to obtain contracts. For further information refer to note 6.

Further more, the brand name Securitas in one of the Group's countries of operations is included with MSEK 16 (16).

2 Development costs that have not been capitalized amounted to MSEK 43 (47).



## Note 21 Right-of-use assets

MSEK	Buildings	Vehicles	Other right-of-use assets	Total right-of-use assets
<b>2022</b>				
Opening balance	2 728	603	17	3 348
New contracts <sup>1</sup>	1 604	645	21	2 270
Terminated/changed lease contracts	267	-10	-1	256
Depreciation	-853	-443	-15	-1 311
Translation differences	275	63	2	340
Closing balance	4 021	858	24	4 903
<b>2021</b>				
Opening balance	2 705	603	26	3 334
New contracts	432	349	6	787
Terminated/changed lease contracts	97	22	0	119
Depreciation	-656	-388	-16	-1 060
Translation differences	150	17	1	168
Closing balance	2 728	603	17	3 348

<sup>1</sup> Includes also contracts from the acquisition of STANLEY Security.

MSEK	2022	2021
Expenses for short-term lease contracts	318	263
Expenses for lease contracts of low value	8	8
Total cash flow for leases	-1 617	-1 310

### References to other notes

For further information regarding right-of-use assets, refer to:

- Note 2 Accounting principles
- Note 4 Critical estimates and judgments
- Note 7 Financial risk management
- Note 13 Depreciation and amortization
- Note 15 Net financial items
- Note 16 Taxes



## Note 22 Tangible non-current assets

MSEK	Buildings and land <sup>1</sup>		Machinery and equipment <sup>2</sup>		Note
	2022	2021	2022	2021	
Opening balance	598	599	13 995	12 974	2
Acquisitions and divestitures	161	0	932	295	3
Capital expenditures	9	2	1587	1294	4
Disposals/write-offs	-11	-21	-759	-961	5
Reclassification	11	2	-25	23	6
Translation differences and remeasurement for hyperinflation	58	16	1288	370	7
Closing accumulated balance	826	598	17 018	13 995	8
Opening depreciation	-358	-345	-10 733	-9 946	9
Acquisitions and divestitures	-63	0	-752	-123	10
Disposals/write-offs	2	10	643	842	11
Reclassification	-8	-2	8	4	12
Depreciation for the year	-14	-12	-1322	-1178	13
Translation differences and remeasurement for hyperinflation	-32	-9	-1033	-332	14
Closing accumulated depreciation	-473	-358	-13 189	-10 733	15
Opening impairment losses	-20	-20	-	-	17
Translation differences	-2	0	-	-	18
Closing accumulated impairment losses	-22	-20	-	-	19
Closing residual value	331	220	3 829	3 262	21

1 The closing residual value of land included in buildings and land above was MSEK 81 (52).

2 Machinery and equipment comprise vehicles, equipment, security equipment (including alarm systems) and IT and telecom equipment.

## Note 23 Shares in associated companies<sup>1</sup>

MSEK	2022	2021
Opening balance	338	311
Share in income of associated companies	50	43
Dividend	-16	-38
Translation differences	22	22
Closing balance <sup>2</sup>	394	338

1 A complete specification of associated companies can be obtained from the Parent Company.  
2 Of which goodwill MSEK 146 (137).

### Financial information associated companies

Summarized financial information regarding the Group's associated companies is specified in the table below. The information is on 100 percent basis.

The Group's share of capital in associated companies amounts to 17–49 percent.

In the company where the Group's share of capital is 17 percent it is considered an associated company due to shareholders agreement.

MSEK	2022	2021
Sales	1842	1441
Net income	104	91
Assets	829	678
Liabilities	322	257

## Note 24 Interest-bearing financial non-current assets<sup>1</sup>

MSEK	2022	2021
Derivatives with positive fair value, long-term		
Derivatives in fair value hedges	-	49
Total derivatives with positive fair value, long-term	-	49
Other items <sup>2</sup>	1285	445
Total interest-bearing financial non-current assets	1285	494

1 Further information regarding financial instruments is provided in note 7.

2 Related to loans and receivables.

## Note 25 Other long-term receivables

MSEK	2022	2021
Pension balances, defined contribution plans <sup>1</sup>	190	175
Pension balances, defined benefit plans <sup>2</sup>	30	72
Reimbursement rights <sup>3</sup>	140	180
Other long-term receivables <sup>4</sup>	2 106	398
Total other long-term receivables	2466	825

1 Refers to assets relating to insured pension plans excluding social benefits.

2 Refers to assets relating to pensions and other long-term employee benefit plans. Further information is provided in note 33.

3 Refers to assets relating to defined benefit pension plans where compensation is received from another party.

4 Including long-term finance lease receivables.

## Note 26 Inventories

MSEK	2022	2021
Material and consumables	1625	492
Advance payments to suppliers	45	32
Total inventories	1670	524

## Note 27 Accounts receivable

MSEK	2022	%	2021	%
Accounts receivable before deduction of provisions for bad debt losses	22 361	100	16 089	100
Provisions for bad debt losses	-1 478	-7	-843	-5
<b>Total accounts receivable</b>	<b>20 883</b>	<b>93</b>	<b>15 246</b>	<b>95</b>
Opening balance provision for bad debt losses	-843		-872	
Provision for expected losses	-315		-344	
Reversed provisions	229		297	
Actual losses	180		144	
Acquisitions and divestitures	-637		-16	
Translation differences	-92		-52	
<b>Closing balance provision for bad debt losses<sup>1</sup></b>	<b>-1 478</b>		<b>-843</b>	

<sup>1</sup> Expenses for bad debt losses amounted to MSEK 86 (47).

### Ageing of accounts receivable before deduction of provision for bad debt losses

MSEK	2022	%	2021	%
Overdue 1–30 days	4 214	19	2 798	17
Overdue 31–60 days	1 359	6	967	6
Overdue 61–90 days	667	3	393	3
Overdue 91–180 days	870	4	388	2
Overdue 181–365 days	326	1	193	1
Overdue >365 days	554	3	436	3
<b>Total overdue</b>	<b>7 990</b>	<b>36</b>	<b>5 175</b>	<b>32</b>

### Specification of provision for bad debt as of December 31, 2022 and 2021

MSEK	Expected loss rate	Accounts receivable before deduction of provisions for bad debt losses	Provision for bad debt losses	Accounts receivable after deduction of provisions for bad debt losses
<b>December 31, 2022</b>				
Current	0.15%	14 371	21	14 350
Up to 30 days past due	0.15%	4 214	7	4 207
More than 30 days past due	5.0%	1 359	68	1 291
More than 60 days past due	12.5%	667	83	584
More than 90 days past due	57.5%	870	500	370
More than 180 days past due	75.0%	326	245	81
More than 365 days past due	100.0%	554	554	0
<b>Total</b>		<b>22 361</b>	<b>1 478</b>	<b>20 883</b>
<b>December 31, 2021</b>				
Current	0.20%	10 914	22	10 892
Up to 30 days past due	0.20%	2 798	6	2 792
More than 30 days past due	5.0%	967	48	919
More than 60 days past due	12.5%	393	49	344
More than 90 days past due	35.5%	388	138	250
More than 180 days past due	75.0%	193	144	49
More than 365 days past due	100.0%	436	436	0
<b>Total</b>		<b>16 089</b>	<b>843</b>	<b>15 246</b>

## Note 28 Other current receivables

MSEK	2022	2021
Accrued sales income	5 529	3 447
Prepaid expenses	2 884	1 366
Other accrued income	192	124
Insurance-related receivables	24	20
Value added tax	253	224
Other items <sup>1</sup>	1 179	371
<b>Total other current receivables</b>	<b>10 061</b>	<b>5 552</b>

<sup>1</sup> Including short-term finance lease receivables.

## Note 29 Other interest-bearing current assets<sup>1</sup>

MSEK	2022	2021
<b>Derivatives with positive fair value, short-term</b>		
Derivatives in fair value hedges	-	1
Derivatives in net investment hedges	22	-
Other derivatives <sup>2,3</sup>	20	75
<b>Total derivatives with positive fair value, short-term</b>	<b>42</b>	<b>76</b>
<b>Other interest-bearing current assets</b>	<b>135</b>	<b>127</b>
<b>Total other interest-bearing current assets</b>	<b>177</b>	<b>203</b>

<sup>1</sup> Further information regarding financial instruments is provided in note 7.

<sup>2</sup> Related to derivatives designated for hedging. The EUR/USD cross currency interest rate swaps are bifurcated for hedging purposes. The EUR/SEK element, amounting to MSEK 0 (251), is accounted for under cash flow hedge accounting. The SEK/USD element, amounting to MSEK 0 (186), is accounted for under net investment hedge accounting.

<sup>3</sup> Related to financial assets at fair value through profit or loss with positive fair value.

## Note 30 Liquid funds<sup>1</sup>

MSEK	2022	2021
Short-term investments <sup>2</sup>	3 536	2 477
Cash and bank deposits <sup>3</sup>	2 787	2 332
<b>Total liquid funds</b>	<b>6 323</b>	<b>4 809</b>

1 Liquid funds include short-term investments with a maximum duration of 90 days that are readily convertible to a known amount of cash and subject to an insignificant risk of change in value.  
Liquid funds also include cash and bank deposits.  
2 Short-term investments refer to fixed interest rate bank deposits.  
3 The net position in Group country cash-pool accounts is reported as cash and bank deposits where netting reflects the legal structure of the arrangement.

## Note 31 Shareholders' equity

### Number of shares and share capital December 31, 2022

	Number of shares	Share capital, MSEK
Series A	26 938 371	27
Series B	546 454 181	546
<b>Number of shares/total share capital</b>	<b>573 392 552</b>	<b>573</b>
Less: Treasury shares	-475 000	-
<b>Number of shares outstanding<sup>1</sup></b>	<b>572 917 552</b>	<b>-</b>

1 The quota value is SEK 1.00 per share.

The number of Series A shares has increased due to the rights issue by 9 795 771 in relation to December 31, 2021. As of December 31, 2022, there were no outstanding convertible debenture loans that could result in any dilution of the share capital. The number of Series B shares has increased due to the rights issue by 198 537 884 in relation to December 31, 2021. The total number of shares thus increased by 208 333 655, as a result of the rights issue.

Each Series A share carries ten votes and each Series B share one vote. This is the only difference between the two series of shares.

### Shareholders with more than 10 percent of the votes

The principal shareholders are Investment AB Latour with 10.9 percent of the capital and 29.6 percent of the votes, and Melker Schörling AB with 4.5 percent of the capital and 10.9 percent of the votes.

### Dividend

The Board of Directors propose a dividend to the shareholders of the Parent Company of SEK 3.45 per share, or a total of MSEK 1 977. The dividend to the shareholders for the financial year 2021, which was paid in 2022, was SEK 3.66 per share, or a total of MSEK 1 604, based on adjustment of numbers of shares due to the rights issue completed on October 11, 2022.

### Presentation of shareholders' equity

According to IAS 1 a company should as a minimum present issued capital and other reserves in the balance sheet. Securitas has chosen to specify shareholders' equity into further components as per below:

- Share capital
- Other capital contributed
- Other reserves
- Retained earnings

Share capital shows the registered share capital of the Parent Company. There was an increase due to the rights issue by MSEK 208 in the share capital in 2022.

In other capital contributed, the total amount of all transactions Securitas AB has had with its shareholders is included. Transactions that have taken place with shareholders are issued capital to premium. The amount pre-

sented in this sub-component corresponds to capital received (reduced by transaction costs) in excess of par value of issued capital. The Other capital contributed increased due to the rights issue by MSEK 9 304 in 2022 after the deduction of costs associated with the rights issue of MSEK -71.

Other reserves show income and expense items that according to certain standards should be recognized in other comprehensive income. In the case of Securitas, other reserves consist of translation differences attributable to the translation of foreign subsidiaries and associated companies according to IAS 21, the cost of hedging reserve and the cash flow hedge reserve. The amount in the hedging reserve will be transferred to the statement of income over the coming three years.

Retained earnings correspond to the accumulated profits earned and losses incurred in total for the Group. Retained earnings also include effects of the Group's share-based incentive schemes, repurchase of treasury shares, remeasurements for hyperinflation and remeasurements of post-employment benefits posted in other comprehensive income. Retained earnings are further reduced by dividend paid to shareholders of the Parent Company. Transactions with non-controlling interests are also recorded in retained earnings.

### Share-based incentive schemes

Securitas' share-based incentive schemes have had the following impact on retained earnings:

MSEK	2022	2021
Swap agreement <sup>1</sup>	-134	-159
Share-based remuneration to employees	-	152
Non-vested shares	-3	0
<b>Total short-term incentive schemes</b>	<b>-137</b>	<b>-7</b>
Share-based remuneration to employees	33	67
<b>Total long-term incentive schemes</b>	<b>33</b>	<b>67</b>
Repurchase of shares	-	-47
<b>Total impact on retained earnings</b>	<b>-104</b>	<b>13</b>

1 The number of shares that have been hedged in this swap agreement amounts to a total of 1201467 (1177044) and have been allotted to the participants during the first quarter of 2023, provided that they were still employed by the Group at that time. Swap agreements are used for delivery of shares for the short-term incentive schemes. For further information see note 12.

### Non-controlling interests

The table below specifies the Group's non-controlling interests:

MSEK	2022	2021
Opening balance	8	10
Disposals/liquidations	-1	-4
Dividend	-1	-
<b>Total transactions with non-controlling interests</b>	<b>-2</b>	<b>-4</b>
Share in net income	6	1
Share in other comprehensive income, translation differences	2	1
<b>Total comprehensive income for the year</b>	<b>8</b>	<b>2</b>
<b>Closing balance</b>	<b>14</b>	<b>8</b>

## Note 32 Long-term liabilities excluding provisions<sup>1</sup>

MSEK	2022	2021
Long-term lease liabilities	3 558	2 573
<b>Total long-term lease liabilities</b>	<b>3 558</b>	<b>2 573</b>
EMTN Nom MEUR 350, 2017/2024, Annual 1.125% <sup>2</sup>	3 835	3 605
EMTN Nom MUSD 50, 2019/2024, Fixed Rate Note <sup>2</sup>	524	452
EMTN Nom MUSD 105, 2019/2024, Fixed Rate Note <sup>2</sup>	1 101	949
EMTN Nom MSEK 2 000, 2022/2024, Floating Rate Note <sup>2</sup>	2 000	-
EMTN Nom MSEK 1 500, 2022/2024, Floating Rate Note <sup>2</sup>	1 500	-
EMTN Nom MEUR 300, 2018/2025, Annual 1.25% <sup>2</sup>	3 283	3 082
EMTN Nom MUSD 40, 2021/2027, Fixed Rate Note <sup>2</sup>	419	361
EMTN Nom MUSD 60, 2022/2027, Fixed Rate Note <sup>2</sup>	628	-
EMTN Nom MEUR 350, 2021/2028, Annual 0.25% <sup>2</sup>	3 228	3 468
Multicurrency Term facilities	24 179	-
Other long-term loans	60	35
Derivatives in fair value hedges	751	80
Derivatives with negative fair value, long-term <sup>3</sup>	276	175
<b>Total other long-term loan liabilities</b>	<b>41 784</b>	<b>12 207</b>
Pensions balances, defined contribution plans <sup>4</sup>	190	175
Deferred considerations <sup>5</sup>	108	75
Other long-term liabilities	23	20
<b>Total other long-term liabilities</b>	<b>321</b>	<b>270</b>
<b>Total long-term liabilities</b>	<b>45 663</b>	<b>15 050</b>

### Long-term liabilities fall due for payment as follows

MSEK	2022	2021
Maturity < 5 years	40 891	10 221
Maturity > 5 years	4 772	4 829
<b>Total long-term liabilities</b>	<b>45 663</b>	<b>15 050</b>

1 For further information regarding financial instruments, refer to note 7.

2 Issued by the Parent Company.

3 Related to derivatives designated for hedging with negative fair value. The EUR/USD cross currency interest rate swaps are bifurcated for hedging purposes. The EUR/SEK element, amounting to MSEK 136 (45), is accounted for under cash flow hedge accounting. The SEK/USD element, amounting to MSEK 417 (234), is accounted for under net investment hedge accounting.

4 Refers to liability for insured pension plan excluding social costs.

5 Recognized at fair value.

## Note 33 Provisions for pensions and similar commitments

### Overview

The Group operates or participates in a number of defined benefit and defined contribution pension and other long-term employee benefit plans throughout the world. These plans are structured in accordance with local rules and practices.

The graphs below provide an overview of the Group's defined benefit plans.

#### Defined benefit obligations



- Switzerland MSEK 1 821, 59%
- Canada MSEK 422, 14%
- The US MSEK 180, 6%
- France MSEK 241, 8%
- Other countries' MSEK 415, 13%
- Total MSEK 3 079**

#### Plan assets



- Switzerland MSEK 1 821, 80%
- Canada MSEK 286, 13%
- The US MSEK 20, 1%
- Other countries' MSEK 135, 6%
- Total MSEK 2 262**

#### Pension costs



- Switzerland MSEK 106, 57%
- Canada MSEK 15, 8%
- The US MSEK 4, 2%
- France MSEK 22, 12%
- Other countries' MSEK 39, 21%
- Total MSEK 186**

#### Employer contributions



- Switzerland MSEK 93, 54%
- Canada MSEK 12, 7%
- The US MSEK 21, 12%
- France MSEK 17, 10%
- Other countries' MSEK 28, 17%
- Total MSEK 171**

1 In total 17 countries. Most of these countries have unfunded plans. Further information is provided in the section Other countries below.



The table below shows a specification of the members in the Group's significant defined benefit plans, the plans' duration and life expectancy for the members.

**December 31, 2022**

	Switzerland	Canada	The US	France
Active members	2 667	168	–	15 880
Deferred members	–	30	4	–
Pensioner members	241	229	31	–
<b>Total number of members</b>	<b>2 908</b>	<b>427</b>	<b>35</b>	<b>15 880</b>
Duration of plans (years)	11	15	5	6
Number of years current pensioners are expected to live beyond age 65:				
Men	23	21	23	–
Women	25	24	25	–
Number of years future pensioners currently aged 45 are expected to live beyond age 65:				
Men	25	22	25	–
Women	26	25	26	–

The Group's significant defined benefit plans are described below.

**Switzerland**

The Group's Swiss operations participate in a plan that is a defined benefit plan according to IAS 19 as a result of the residual risk described below. The Swiss operations have chosen to set up an own-foundation, which means that the foundation only covers employees of Securitas' Swiss operations. The plan is open to new employees of Securitas' Swiss operations and benefits are being accrued under the plan. There are no terminated vested members in the plan since pension obligations are transferred to the new employer upon termination.

The benefits provided constitute pension benefits, disability benefits and death-in-service pension to previous employees and their spouses. The pension benefits are normally paid as an annuity based on capital conversion rates. The disability benefits are calculated as a maximum of the pensionable salary and the death-in-service benefit is in its turn calculated as a percentage of the disability pension. Plan contributions are subject to legal minimum requirements. Rates increase with age and at least half must be paid by the employer while the employee pays the remainder. In the case of Securitas' Swiss subsidiary, the contributions in the plan are split equally with half paid by the company and the other half by the employee. Contributions payable to the plan are calculated each month as a fixed percentage based on the annual salary and age.

Although the contribution levels are defined, there is still a risk of a shortfall in the pension fund as the minimum requirements for interest on capital and conversion to pension need to be met. If there is a shortfall the fund will take steps before asking the company for additional contributions. These steps could include changing plan benefits, lowering returns credited to employees or changing the conversion rate, where possible. The fund has several years to balance a shortfall and payments will never be required from the company for past periods. This means that the actions can be planned and budgeted for. If additional contributions are required from the company, this is also required from the employees.

The pension plan is covered under federal Swiss law that regulates the so called second pillar of the pension system, the pension benefits arising from employment. The pension plan is governed by the board of the pension fund, which is made up of an equal number of employer and employee representatives. The administration is run in-house by a pension fund expert. The pension fund chooses how and where to invest the assets. Swiss law limits both the total share of assets that should be held in certain categories, and for individual asset holdings. The fund has given mandates to manage the investments to three banks and retains an investment committee, a sub-committee of the main fund board. The investment committee compares and reviews the performance of these mandates on a regular basis. In addition, the pension fund engages an external independent advisor as support for the investment committee regarding investments.

The latest funding valuation was carried out on December 31, 2021 and resulted in a funding ratio of 120 percent based on a defined benefit obligation for funding purposes of MCHF 159 and plan assets for funding purposes of MCHF 190.

**Canada**

The Group's Canadian operations participate in one defined benefit pension plan as the named plan sponsor. This plan is a funded plan and is closed to new entrants. Current active participants receive future benefit accruals.

The benefits provided constitute pension payments to previous employees and their spouses in the form of annuities or lump sums. In general, the benefits are monthly pensions based on the greater of (i) a formula based on earnings and years of service, and (ii) a minimum benefit expressed as a dollar amount per month for each year of service. These benefits are defined with the only uncertainties being how long they will be paid, whether benefits will be paid as a lump sum or as an annuity and if paid as lump sums, the prescribed discount rate used for the present value calculation. Plan contributions are determined annually or triennially, if the plan is funded in excess of certain regulatory thresholds.

The pension plan is subject to regulations under the Pension Benefits Act (Ontario) and the Income Tax Act (the "Acts"). Various parts of the Acts are governed by the Financial Services Regulatory Authority of Ontario and the Canada Revenue Agency. The plan also pays required premiums to the Pension Benefits Guarantee Fund, which insures certain pension plans up to certain limits in the case the sponsor defaults in respect of members reporting to work in Ontario, Canada, which is where all active members currently are employed.

The pension plan is governed by the Pension Committee, which is made up of Securitas US management representatives and local Canadian representatives. Administration is outsourced to an external service provider. Independent investment managers are utilized and evaluated by independent investment advisors.

Under IAS 19, the funded ratio was 142 percent based on a defined benefit obligation of MCAD 36 and plan assets of MCAD 51. The effect of the asset ceiling amounted to MCAD 14. A funding going-concern valuation would typically result in a higher funding percentage, since funding going-concern valuations are permitted to take into consideration future expected returns on the plan's asset portfolio when setting the discount rate. On a plan termination basis, the plan's funded ratio would be expected to be lower than both the funding going-concern and accounting funded ratios as it would incorporate the use of lower interest rates as well as other factors which would be assumed to come into play in the event of a complete plan termination and settlement.

The Canadian operations also participate in a group savings plan, known as the Group Retirement Savings Plan and Deferred Profit Sharing Plan for the Employees of Securitas Canada. The plan is voluntary in nature. Employees are eligible to join after six months of employment. Employee contributions can be made via payroll deduction or lump sum and are directed to the Group Retirement Savings Plan. Employees can contribute up to the prescribed limit as per the Canada Revenue Agency. Securitas contributes between one and five percent depending on the position of the employee. Employer contributions are directed to the Deferred Profit Sharing Plan and are fully vested upon two years of plan membership.

The Canadian operations offer a non-pension post-employment benefit plan that provides retiree medical, dental, and life insurance benefits to a small group of employees at a client site where Securitas provides security services. The plan is closed to new entrants. The plan reimburses benefit expenses incurred by retirees and their dependents, including prescription drugs, semi-private hospital, nursing home, vision care, other medical care, and dental care. It also pays the premiums for life insurance in retirement. The non-pension post-employment benefits are funded on a pay-as-you-go basis and no assets are set aside for the purposes of paying benefits under the plan. The costs for this plan are carried by Securitas who, in turn, are reimbursed by the client. This reimbursement right, amounting to MCAD 18 as per December 31, 2022, is accounted for under other long-term receivables in note 25. Under IAS 19, the defined benefit obligation of the non-pension post-employment benefit plan is MCAD 19.

**The US**

The Group's US operations participated in one defined benefit pension plan as the named plan sponsor in 2022. This plan is unfunded and closed to new entrants and any future benefit accrual. Under IAS 19, the defined benefit obligation for the plan was MUS\$ 16 as of December 31, 2022.

In general, the benefits are monthly pensions based on earnings and years of service. These benefits are defined with the only uncertainties being how long they will be paid and whether benefits will be paid as a lump sum or as an annuity. Plan contributions are determined annually.

The US operations also participate in a defined contribution plan, generally known as a 401(k) plan. There are also a few multi-employer plans, which

Note
1
2
3
4
5
6
7
8
9
10
11
12
13
14
15
16
17
18
19
20
21
22
23
24
25
26
27
28
29
30
31
32
33
34
35
36
37
38
39
40
41
42
43
44
45
46
47
48
49
50
51
52
53
54
55
56
57
58
59
60

are governed by collective bargaining agreements. These plans, in most cases, require the employees to contribute to the plan, typically with the employee contributions being partially matched by the employer. In relation to the overall workforce the take up rates are generally low, with voluntary participation rates of approximately five percent. In the federal government sector, Securitas' subsidiary participates on a modified basis, subject to special rules, in the same 401(k). Securitas' subsidiary in the federal government sector also participates in a few union-sponsored defined contribution plans of a similar type. Due to the federal Service Contract Act, under which Securitas' subsidiary in the federal government sector operates, hourly allowances must be paid to employees that can be used for various elected benefits, such as health and disability, with unused portions of the allowances contributed to the 401(k) plan, without additional employer contributions.

#### France

The Group's operations in France participate in an unfunded retirement indemnity plan. The plan is compulsory and covers all employees of Securitas' French operations. Benefits are currently being accrued under this plan. The plan currently covers approximately 15 900 active members including the newly acquired STANLEY operations. The STANLEY plans are in all material aspects the same retirement indemnity plans as in our legacy operations in France.

The benefits provided constitute lump-sum payments at retirement. The amount of the benefits and its payment conditions vary depending on the employee's seniority, age and salary. A distinction is made according to whether retirement is voluntary or at the initiative of the employer. In the event of voluntary retirement, the employer is only required to pay the benefits if the employee can prove that they have been in the company for more than ten years. Under IAS19 the defined benefit obligation was MEUR 22 as of December 31, 2022.

#### Other countries

There are also less significant defined benefit arrangements in countries other than those accounted for above. These plans are located in the Netherlands (funded and unfunded plans providing pension and jubilee benefits for our consultancy operations only), Germany (unfunded arrangements for pensions and jubilee plans), Austria (unfunded plans providing pension and termination benefits) and the UK (funded plan providing pension and death-in-service benefits). The Group also currently has plans that are not significant in 13 other countries.

#### Other pension plans

In the Netherlands, the defined benefit arrangement for clerical staff in the guarding operations is accounted for as a defined contribution plan, which is closed to new entrants. New employees are enrolled in another defined contribution plan. The security officers in the guarding operations in the Netherlands participate in a multi-employer defined benefit plan that is mandatory for all guards from the age of 21 and up. The supervision and administration of the plan is carried out by a collective pension foundation for the security industry. This foundation determines the annual premium. Premiums paid to the plan in 2022 amounted to MEUR 9 (10). The contribution for the next annual reporting period is expected to be in line with the pension premiums in 2022. Securitas' share of total premiums to the plan is approximately 22 percent. This plan covers around 4 300 active employees for Securitas and a total of 21 400 active employees in the security industry. Since the administrator is unable to separately identify the company's share of the total plan assets and total defined benefit obligations for this arrangement, the plan is accounted for on a defined contribution basis. The funding ratio in this plan, calculated under the plan rules, was 129 percent (117) as of December 31, 2022.

In Sweden, security officers are covered by the SAF-LO collective pension plan, an industry-wide multi-employer defined contribution arrangement. Clerical workers are covered by the ITP plan, which is also based on a collective agreement and operated industry-wide on a multi-employer basis. According to a statement (UFR 10) issued by the Swedish Financial Reporting Board, the ITP 2-plan funded by insurance in Alecta, is a multi-employer defined benefit plan. Alecta has been unable to provide Securitas, or other

Swedish companies, with sufficient information to determine its share of the total assets and liabilities for this arrangement. Consequently this arrangement is accounted for on a defined contribution basis. The cost for 2022 amounts to MSEK 28 (30). The contribution for the next annual reporting period is expected to be broadly in line with the current year's premium. Securitas' share of Alecta's total premiums amounts to less than 0.1 percent. The surplus in Alecta can be allocated to the insured employer and/or the insured employees. Alecta's funding ratio, calculated under the plan rules, was 172 percent (172) as of December 31, 2022.

In Norway, the AFP-plan (collective pension agreement) is a multi-employer defined benefit plan covering all employees. Since the administrator is unable to separately identify the company's share of the total plan assets and total defined benefit obligations, it is accounted for on a defined contribution basis. Premiums paid to the plan in 2022 amounted to MNOK 23 (20). The contribution for the next annual reporting period is expected to be broadly in line with the current year's premium. Securitas' share of total premiums to the plan is approximately 0.3 percent. The latest available funding ratio in this plan, calculated under the plan rules, was 75 percent (79) as of December 31, 2021.

#### Consolidated statement of income

The table below shows expense (+) and income (-) from the Group's defined benefit and defined contribution plans.

MSEK	2022	2021
Current service cost	176	157
Administration cost	6	6
Interest income or expense <sup>1</sup>	12	8
Remeasurements of other long-term employee benefits	-4	-1
Past service cost and gains and losses arising from settlements	-4	-1
<b>Total pension costs for defined benefit plans</b>	<b>186</b>	<b>169</b>
Pension costs for defined contribution plans	1577	1395
<b>Total pension costs</b>	<b>1763</b>	<b>1564</b>

<sup>1</sup> Whereof MSEK 3 (1) is related to interest on the effect of the asset ceiling.

The table below shows costs for defined benefit plans allocated per function.

MSEK	2022	2021
Production expenses	150	132
Selling and administrative expenses	36	37
<b>Total pension costs for defined benefit plans</b>	<b>186</b>	<b>169</b>

#### Consolidated balance sheet

The table below shows how the net defined benefit obligations have been determined. It also shows the Group's reimbursement rights.

MSEK	2022	2021
Present value of the defined benefit obligations	3 079	3 370
Fair value of plan assets <sup>1</sup>	-2 262	-2 546
<b>Defined benefit obligations, net<sup>2</sup></b>	<b>817</b>	<b>824</b>
Reimbursement rights (note 25)	140	180

<sup>1</sup> Includes effect of the asset ceiling amounting to MSEK 340 (100). The effect is related to Canada, the UK and Switzerland.

<sup>2</sup> Related to the net of plans reported under provisions for pensions and similar commitments, MSEK 847 (896), and plans reported under other long-term receivables (note 25), MSEK -30 (-72).

The reimbursement rights are related to a contractual agreement where Securitas provide security services at a client site in Canada. The agreement requires Securitas to make provisions for post-retirement medical benefits. The costs of this benefit are carried by Securitas who, in turn, are reimbursed by the client. This reimbursement right is accounted for as an other long-term receivable in note 25.



The table below shows how remeasurements net of taxes recognized in other comprehensive income have been determined.

MSEK	2022	2021
Remeasurements of provisions for pensions and similar commitments before taxes	-152	-387
Remeasurements of reimbursement rights before taxes	61	17
Taxes	21	76
<b>Total remeasurements recognized in other comprehensive income</b>	<b>-70</b>	<b>-294</b>

Note

1

2

3

4

5

6

7

8

9

10

11

12

13

14

15

16

17

18

19

20

21

22

23

24

25

26

27

28

29

30

31

32

33

34

35

36

37

38

39

40

41

42

43

44

45

46

47

48

49

50

51

52

53

54

55

56

57

58

59

60

## Movement in provisions for pensions and similar commitments

MSEK	2022			2021		
	Obligations	Plan assets	Net	Obligations	Plan assets	Net
Opening balance	3 370	-2 546	824	3 252	-2 127	1125
Current service cost	176	-	176	157	-	157
Administration cost	6	-	6	6	-	6
Interest income (-) or expense (+) <sup>1</sup>	34	-22	12	23	-15	8
Remeasurements of other long-term employee benefits	-4	-	-4	-1	-	-1
Past service cost and gains and losses arising from settlements	-4	-	-4	-1	-	-1
<b>Total pension costs included in the consolidated statement of income</b>	<b>208</b>	<b>-22</b>	<b>186</b>	<b>184</b>	<b>-15</b>	<b>169</b>
Remeasurements of post-employment benefits:						
Return on plan assets, excluding amount included in interest income or expense	-	423	423	-	-159	-159
Changes in the effect of the asset ceiling, excluding amount included in interest income or expense <sup>2</sup>	-	229	229	-	49	49
Actuarial gains (-) and losses (+) from changes in demographic assumptions	11	-	11	-35	-	-35
Actuarial gains (-) and losses (+) from changes in financial assumptions	-920	-	-920	-120	-	-120
Actuarial gains (-) and losses (+) due to experience	105	-	105	-122	-	-122
<b>Total remeasurements of post-employment benefits<sup>3</sup></b>	<b>-804</b>	<b>652</b>	<b>-152</b>	<b>-277</b>	<b>-110</b>	<b>-387</b>
Contributions by employers <sup>4</sup>	-	-171	-171	-	-148	-148
Contributions by plan participants	94	-94	-	78	-78	-
Benefits paid to plan participants	-244	244	-	-126	126	-
Administration costs paid	-6	6	-	-6	6	-
Acquisitions/divestitures/reclassifications	49	0	49	54	-45	9
Translation difference	412	-331	81	211	-155	56
<b>Closing balance</b>	<b>3 079</b>	<b>-2 262</b>	<b>817<sup>5</sup></b>	<b>3 370</b>	<b>-2 546</b>	<b>824<sup>5</sup></b>

1 Whereof MSEK 3 (1) is related to interest on the effect of the asset ceiling.

2 Related to Canada, the UK and Switzerland.

3 Included net of taxes in other comprehensive income.

4 Contributions by employers are estimated to be on approximately the same level in 2023 as in 2022.

5 Related to the net of plans reported under provisions for pensions and similar commitments, MSEK 847 (8%), and plans reported under other long-term receivables (note 25), MSEK -30 (-7%).



## Plan assets

The table below presents a breakdown of the various types of investments in which the assets of the Group's funded benefit arrangements are invested.

MSEK	2022	%	2021	%
<b>Equity instruments</b>				
Switzerland	324		384	
The US	295		302	
Canada	55		61	
Other countries	178		218	
<b>Total equity instruments</b>	<b>852</b>	<b>38</b>	<b>965</b>	<b>38</b>
<b>Debt instruments</b>				
Government bonds	366		413	
Corporate bonds, investment grade (AAA to BBB-)	622		526	
Corporate bonds, non-investment grade (below BBB-)	-		1	
<b>Total debt instruments</b>	<b>988</b>	<b>44</b>	<b>940</b>	<b>37</b>
Property	542	24	405	16
Qualifying insurance policies	100	4	143	6
Cash and cash equivalents	120	5	193	7
Effect of the asset ceiling	-340	-15	-100	-4
<b>Total plan assets</b>	<b>2 262</b>	<b>100</b>	<b>2 546</b>	<b>100</b>

The plan assets are well diversified on countries and industries, so the failure of any single investment is not estimated to have a material impact on the overall level of assets.

The plan assets do not include any property owned by Securitas or financial instruments issued by Securitas. The share of unquoted plan assets is non-material.

## Actuarial assumptions and sensitivity analysis

The table below shows the significant financial actuarial assumptions used for determining the defined benefit obligations at the end of the year as well as in determining the pension costs for the coming year.

	%, per annum					Mortality
	Discount rate	Salary increases	Inflation	Pension increases		
<b>2022</b>						
Switzerland	2.30	1.00	1.00	0.00		LPP 2020
Canada	5.10	2.50 <sup>1</sup>	2.00 <sup>2</sup>	n/a	CPM-RPP 2014 Private Sector Table, CPM-B scale 110% males, 100% females	
The US	4.75	n/a	n/a	n/a	Pri-2012 white collar with MP-2021 improvements	
France	3.70–3.80 <sup>3</sup>	3.25–3.75 <sup>4</sup>	2.00	n/a	INSEE 2018-2020	
Other countries in the Eurozone	3.60–3.70	3.00–3.90	2.00–2.25	1.25–2.00		-
The UK	4.90	3.00	3.00-3.45	3.00-3.45	SAPS (S3NA), CMI 2021 with a smoothing factor of 7.0, an initial adjustment of 0.50% p.a., a long-term rate of improvement of 1.00% p.a. and w2020 and w2021 parameters of 0%	
<b>2021</b>						
Switzerland	0.30	1.00	1.00	0.00		LPP 2020
Canada	3.00	1.00	2.00	n/a	CPM-RPP 2014 Private Sector Table, CPM-B scale 110% males, 100% females	
The US	2.10	n/a	n/a	n/a	Pri-2012 white collar with MP-2021 improvements	
France	0.40	2.75	2.00	n/a	INSEE 2017-2019	
Other countries in the Eurozone	0.50–1.10	2.50	1.75–2.00	1.25–1.75		-
The UK	1.80	3.00	2.80–3.70	2.80–3.70	SAPS (S3NA), CMI 2018 with a long-term rate of improvement of 1.25% p.a. with additional initial rate improvement of 0.5% p.a.	

1 Salary increases are 2.50% p.a. in 2022, 0.00% p.a. in 2023 and 2.50% p.a. thereafter.

2 Inflation assumption is 7.00% p.a. in 2022, 4.00% p.a. in 2023 and 2.00% p.a. thereafter.

3 The discount rate is 3.70% p.a. for the Services plan and 3.80% p.a. for the STANLEY plan.

4 Salary increases are 3.25% p.a. for the Services plan and 3.75% p.a. for the STANLEY plan.



The table below shows the methods used to set significant actuarial assumptions for the Group's main defined benefit plans.

	Discount rate	Salary increases	Inflation	Pension increases	Mortality	Note
Switzerland	Chamber of Pensions Actuaries	Company's best estimate	Long-term expectations in Switzerland	When financially bearable by pension plan	Latest tables available	1
Canada	Canadian Institute of Actuaries	Company's best estimate	Long-term expectations in Canada	n/a	Latest tables available	2
The US	Cash flow matching approach applied to the Citigroup yield curve	n/a	n/a	n/a	Latest tables available	3
	Based on iBoxx € AA 10+ year index with adjustment for the plan's duration	Company's best estimate	European Central Bank target for inflation	n/a	Latest tables available	4
France						5
						6
						7
						8
						9
						10
						11
						12
						13
						14
						15
						16
						17
						18
						19
						20
						21
						22
						23
						24
						25
						26
						27
						28
						29
						30
						31
						32
						33
						34
						35
						36
						37
						38
						39
						40
						41
						42
						43
						44
						45
						46
						47
						48
						49
						50
						51
						52
						53
						54
						55
						56
						57
						58
						59
						60

Assumptions are set by the company based on actuarial advice and the company's experience in each territory.

The table below indicates the sensitivity to changes in significant assumptions for provisions for pensions and similar commitments.

MSEK	Increase (+)/decrease (-) in provision	Note
Discount rate – pension plans	increase of 0.1 percentage points	-29
	decrease of 0.1 percentage points	28
Salary increases – pension plans <sup>1</sup>	increase of 0.1 percentage points	4
	decrease of 0.1 percentage points	-4
Inflation – pension plans	increase of 0.1 percentage points	5
	decrease of 0.1 percentage points	-5
Life expectancy – pension plans	one year increase	62

<sup>1</sup> Adjusted for inflation.

The sensitivity analysis has been determined based on reasonably possible changes of the respective assumptions occurring at the end of the reporting period and may not be representative of the actual change. The sensitivity analysis is further based on a change in one assumption while holding all other assumptions constant, although in reality changes in some assumptions may be correlated.

The same method used to calculate the provisions for pensions and similar commitments, that is the projected unit credit method, is used for calculating the sensitivities.

There have been no changes in the methods and assumption changes used in preparing the sensitivity analysis compared to the previous year.

## Risks

The table below shows significant risks that the Group is exposed to through its defined benefit plans.

Asset volatility	The plan liabilities are calculated using a discount rate set with reference to corporate bond yields. If plan assets underperform this yield, a deficit will be created. In a long-term perspective, equities are expected to outperform corporate bonds, but in the short-term perspective the yield on the Group's investments in equity instruments may cause volatility.	31
Changes in bond yields	A decrease in corporate bond yields will increase plan liabilities, although this will be partially offset by an increase in the value of the plans' bond holdings.	32
Inflation risk	Some of the Group's pension obligations are linked to inflation, and higher inflation will lead to higher liabilities. However, the fact that not all pension plans in the Group are linked to inflation makes the inflation risk less significant for the Group.	33
Life expectancy	The majority of the plans' obligations are to provide benefits for the life of the member, so increases in life expectancy will result in an increase in the plans' liabilities. In some countries, the benefit provided at retirement is a lump sum payment and therefore increases in life expectancy do not impact liabilities in these countries.	34
		35
		36
		37
		38
		39
		40
		41
		42
		43
		44
		45
		46
		47
		48
		49
		50
		51
		52
		53
		54
		55
		56
		57
		58
		59
		60



## Note 34 Other long-term provisions

The movement in the balance sheet for provisions for pensions and similar commitments is provided in note 33. The movement in the balance sheet for deferred tax liabilities is provided in note 16.

### December 31, 2022

MSEK	Claims reserves	Other provisions	Total
Opening balance	455	266	721
Acquisitions and divestitures	0	88	88
Reclassification	-88	-	-88
New/increased provisions	57	87	144
Utilized provisions	0	-40	-40
Reversal of unutilized provisions	-7	-24	-31
Translation differences	72	28	100
Closing balance	489	405	894

#### Claims reserves

Liability insurance-related claims reserves primarily consist of provisions for the portion of claims payable by the Group, that is its self-retention. Claims reserves comprise a large number of individual insurance cases where some cases are compensated with a lump sum payment and others are paid over a longer period of time. It is thus not possible to disclose any detailed information regarding the timing of outflows from claims reserves.

#### Other provisions

Other provisions include various long-term items, among them provisions related to litigations. Other provisions are difficult to assess from a timing perspective. It is thus not possible to disclose any detailed information regarding the timing of outflows from other provisions.

## Note 35 Short-term loan liabilities<sup>1</sup>

MSEK	2022	2021
Current lease liabilities	1496	897
<b>Total current lease liabilities</b>	<b>1496</b>	<b>897</b>
EMTN Nom MEUR 350, 2016/2022, Annual 1.25% <sup>2</sup>	-	3 586
EMTN Nom MEUR 50, 2022/2023, Fixed Rate Note <sup>2</sup>	557	-
Multicurrency Term facilities	836	-
Commercial paper issued <sup>3</sup>	-	700
Other short-term loans	17	75
Derivatives in net investment hedges <sup>4</sup>	33	10
Other derivatives <sup>5</sup>	38	9
<b>Total other short-term loan liabilities</b>	<b>1 481</b>	<b>4 380</b>
<b>Total short-term loan liabilities</b>	<b>2 977</b>	<b>5 277</b>

<sup>1</sup> For further information regarding financial instruments refer to note 7.

<sup>2</sup> Issued by the Parent Company.

<sup>3</sup> Commercial paper is issued by the Parent Company within the framework of a MSEK 5 000 Swedish commercial paper program. Commercial paper is accounted for at the issued amount.

<sup>4</sup> Related to derivatives designated for hedging with negative fair value.

<sup>5</sup> Related to financial liabilities at fair value through profit or loss with negative fair value.

## Note 36 Other current liabilities

MSEK	2022	2021
Employee-related items <sup>1</sup>	11 225	9 491
Deferred sales revenue	1 680	897
Other prepaid income	42	30
Accrued interest expenses	336	183
Other accrued expenses	2 625	1 645
Value-added tax	1 884	1 507
Deferred considerations	20	59
Other items	911	792
<b>Total other current liabilities</b>	<b>18 723</b>	<b>14 604</b>

<sup>1</sup> Related to accrued salaries, vacation pay, payroll overhead, bonus and similar items. Accounted for net of government grants and support when applicable.

## Note 37 Short-term provisions

December 31, 2022

MSEK	Claims reserves	Other provisions	Total
Opening balance	719	1 205	1 924
Acquisitions and divestitures	-	213	213
Reclassification	88	-42	46
New increased provisions	424	574	998
Utilized provisions	-435	-776	-1 211
Reversal of unutilized provisions	-6	-198	-204
Translation differences	109	42	151
Closing balance	899	1 018	1 917

### Claims reserves

Liability insurance-related claims reserves primarily consist of provisions for the portion of claims payable by the Group, that is its self-retention.

## Note 38 Pledged assets

MSEK	2022	2021
Pension balances, defined contribution plans short-term	39	-
Pension balances, defined contribution plans long-term	190	175
Total pledged assets	229	175

<sup>1</sup> Related to assets relating to insured pension plans excluding social benefits.

## Note 39 Contingent liabilities

MSEK	2022	2021
Guarantees <sup>1</sup>	-	-
Guarantees related to discontinued operations	16	16
Total contingent liabilities	16	16

<sup>1</sup> Guarantees on behalf of related parties are disclosed in note 8.

In addition to the contingent liabilities accounted for in the table, the following contingent liabilities, for which no amount can be determined, also exist:

### Argentina – Investigation into improper behavior

As communicated in the Annual Report for 2019, following internal whistleblowing, Securitas has conducted an investigation into potentially improper conduct through specialized external parties.

The findings revealed that certain individuals had engaged in local business practices in violation of the Securitas Values and Ethics Code. The investigation indicated compliance issues, including conflicts of interest and irregular supplier and other business relationships. Disciplinary measures against these individuals, including terminations where appropriate, have been taken.

Securitas is proactively collaborating with the appropriate authorities to ensure that Securitas fulfills all obligations as a responsible company. This

included correcting the income and value added tax by paying the corresponding additional tax and interest charges. In the beginning of 2020, a tax contingency payment of MSEK 139 was paid to the local tax administration in Argentina. The tax contingency payment was covered by existing provisions. The Group assesses that the impact of the misconduct will not have a material effect on the result or financial position of the Group.

### Belgium – Competition authority investigation

As communicated in the annual report for 2020, Securitas is aware that competition authorities are conducting investigations into the security sector in Belgium and is cooperating fully. The Group assesses that the result or the financial position of the Group will not be materially affected by this investigation.

### Brazil – Estrela Azul

In connection with the efforts of Securitas to expand its activities in Latin America, Securitas entered into an agreement in 2005 with respect to the possible acquisition of a guarding company in Brazil, Estrela Azul (the EA Group). The governmental approvals took much longer than anticipated to obtain and during such period the financial condition of the target group substantially deteriorated. Given the decline in the financial condition of the group, Securitas exercised its right to withdraw from the acquisition process in December 2006.

The companies within the EA Group filed for protection from its creditors under Brazilian legislation in 2007 providing for a judicial restructuring process. The companies within the group were declared bankrupt in 2009 and the restructuring process was replaced by bankruptcy proceedings. The bankruptcy process continues to be led by the trustee in the bankruptcy court. Various attempts by the trustee to increase the liability of Securitas in the bankruptcy has been vigorously rejected.

The EA Group in bankruptcy has asserted claims against Securitas in the bankruptcy court trying to extend liability to Securitas for the bankruptcy and the claims in the bankruptcy. The estate has not quantified its claims. The cases are slowly moving through the Brazilian legal system.

The EA Group in bankruptcy also asserted a claim of MBRL 314, which as of December 31, 2022, was equivalent to MSEK 624 in the civil court against Securitas, alleging that Securitas is responsible for the company's financial failure. Securitas denies all allegations. The defense of this case has been entrusted to one of the leading law firms in Brazil. In a decision by the first instance court in Brazil the case was fully rejected. The judgment was appealed by the bankruptcy estate to the Brazilian Court of Appeals and the Court of Appeals decided on formal grounds to nullify the judgment and to remand the case to the first instance court for retrial (and production of evidence). The retrial has since moved slowly through the Brazilian legal system and after further delays due to corona pademic, a final judgment in the first instance court is expected in beginning of 2023. Securitas has maintained its previous position to the claims.

In addition, several former employees of the EA Group have sued Securitas and other parties in labor courts and claimed inter alia wages and other compensations. The number of labor law cases involving Securitas continued to decrease and the claimed amounts are in average relatively low. Securitas denies all responsibility for such labor claims.

### Portugal – Portuguese competition authority

The Portuguese competition authority has completed the previously communicated investigation regarding alleged violations by several Portuguese security companies, among them Securitas – Servicos E Tecnologia de Seguranca SA, of anti-trust regulations for public tenders in Portugal. The Portuguese competition authority has fined Securitas – Servicos E Tecnologia de Seguranca SA MEUR 10. Securitas has carefully assessed the infraction

Note	1
	2
	3
	4
	5
	6
	7
	8
	9
	10
	11
	12
	13
	14
	15
	16
	17
	18
	19
	20
	21
	22
	23
	24
	25
	26
	27
	28
	29
	30
	31
	32
	33
	34
	35
	36
	37
	38
	39
	40
	41
	42
	43
	44
	45
	46
	47
	48
	49
	50
	51
	52
	53
	54
	55
	56
	57
	58
	59
	60



and appealed the decision, and we do not expect any material impact on the result or the financial position of the Group.

#### Spain – Tax audit

The Spanish tax authority has, in connection with audits of Securitas Spain, in 2012 and 2014, challenged certain interest payments and decided to reject interest deductions made for the financial years 2006–2007 and 2008–2009, respectively.

The Spanish Supreme Court issued their judgment during 2022 regarding the years 2006–2007, implying that all challenged interest deductions for these years were allowed. The interest deductions for the years 2008–2009 were appealed in 2017 to the superior court, Audiencia Nacional, and Securitas Spain is waiting for a resolution.

If finally upheld by Spanish courts, the resolution by the Spanish tax authorities regarding rejected interest deductions for the years 2008–2009, would result in a tax of MEUR 10.1, equivalent to MSEK 112, including interest up to December 31, 2022 (as of December 31, 2021 this exposure was estimated to MEUR 9.8, equivalent at the time to MSEK 101). No further exposure exists for similar rejected interest deductions after the financial year 2009, as the Group adjusted the capitalization of Securitas Spain in 2009 to avoid future challenges of interest deductions.

Further, the Spanish tax authority decided, in connection with an audit of Securitas Spain in 2013, to reject the conditions applied for a tax exempt demerger of the Spanish Systems company, in connection with Securitas AB's distribution of the shares in Securitas Systems AB to its shareholders and the listing on the Stockholm Stock Exchange in 2006.

The Spanish Supreme Court resolved in 2022 that the conditions applied for a tax-exempt demerger was fulfilled and rejected the previous resolution from the Audiencia Nacional court. Thereby the exposure has ceased.

Further, in 2014 the tax authority decided to reject a deduction for a currency related liquidation loss in the financial year 2010, relating to a company that was acquired in 2004. In 2017 the lower court Tribunal Económico Administrativo issued a negative judgment. Securitas Spain appealed the case in 2017 to the superior National court Audiencia Nacional, and is waiting for a resolution.

If finally upheld by Spanish courts, the resolution by the Spanish tax authorities regarding the liquidation loss would result in a tax of MEUR 19.8, equivalent to MSEK 220, including interest up to December 31, 2022 (as of December 31, 2021 this exposure was estimated to MEUR 19.3, equivalent at the time to MSEK 198).

Securitas believes it has acted in accordance with applicable law and will defend its position in the courts. However, the tax resolutions cause some uncertainty, and it may take several years until all final judgments have been received.

#### Spain – Mutua

Securitas in Spain has received a claim of MEUR 6.3 from the social security authorities relating to services allegedly received from Mutua Universal in the period 1998 to 2007. The authorities are questioning whether such services, in such case, were allowed to be provided under applicable regulations. This is a consequence of a lawsuit against some of Mutua Universal's former employees. Securitas is affected, as over 2 000 other companies, as an indirect beneficiary of the services rendered. Securitas is convinced that it has acted in accordance with applicable law.

#### Other proceedings

Over the years, Securitas has made a number of acquisitions in different countries. As a result of such acquisitions, certain contingent liabilities of the businesses acquired have been assumed. The risks relating to such contingent liabilities are covered by contractual indemnification, insurance or adequate reserves.

Companies within the Securitas Group are also involved in a number of proceedings, including legal proceedings and tax audits arising out of the business. Any liabilities arising out of such proceedings are not expected to be material to the business operations or the financial position of the Group.



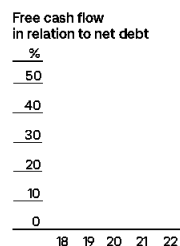
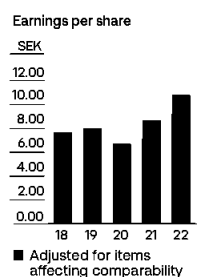
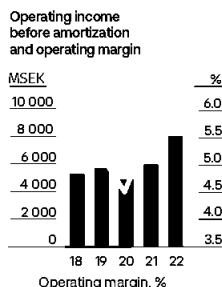
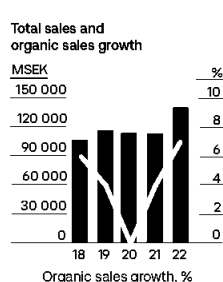
## Note 40 Financial five year overview<sup>1</sup>

MSEK	2018	2019 <sup>2</sup>	2020	2021	2022	Note
<b>INCOME</b>						1
• Total sales	101 467	110 899	107 954	107 700	133 237	2
of which acquired business	1760	1339	1312	1162	8 293	3
• Acquired sales growth, %	2	1	1	1	8	4
• Organic sales growth, %	6	4	0	4	7	5
• Real sales growth, %	8	6	1	5	14	6
Operating income before amortization	5 304	5 738	4 892	5 978	8 033	7
• Operating margin, %	5.2	5.2	4.5	5.6	6.0	8
Amortization and impairment of acquisition-related intangible assets	-260	-271	-286	-290	-414	9
Acquisition-related costs	-120	-62	-137	-122	-49	10
Items affecting comparability	-455	-209	-640	-871	-1086	11
Financial income and expenses	-441	-578	-500	-364	-758	12
• Income before taxes	4 028	4 618	3 329	4 331	5 726	13
Taxes	-1007	-1256	-913	-1197	-1410	14
Net income for the year	3 021	3 362	2 416	3 134	4 316	15
of which attributable to non-controlling interests	5	5	-3	1	6	16
Average number of shares after dilution ('000) <sup>3</sup>	439 013	438 934	438 863	438 627	468 284	17
• Earnings per share after dilution (SEK) <sup>3</sup>	6.87	7.65	5.51	7.14	9.20	18
						19
<b>CASH FLOW</b>						20
Operating income before amortization	5 304	5 738	4 892	5 978	8 033	21
Investments in non-current tangible and intangible assets	-2 188	-3 010	-2 787	-2 824	-3 567	22
Reversal of depreciation	1 693	2 690	2 690	2 704	3 120	23
Change in accounts receivable	-1 575	-239	123	117	-1 943	24
Changes in other operating capital employed	-62	-277	2 289	-399	77	25
Cash flow from operating activities	3 172	4 902	7 207	5 576	5 720	26
• as % of operating income before amortization	60	85	147	93	71	27
Financial income and expenses paid	-432	-443	-401	-312	-657	28
Current taxes paid	-856	-1 191	-862	-1 265	-1 641	29
• Free cash flow	1 884	3 268	5 944	3 999	3 422	30
as % of adjusted income	48	83	178	95	57	31
Free cash flow per share <sup>3</sup>	4.3	7.4	13.5	9.1	7.3	32
Cash flow from investing activities, acquisitions and divestitures	-1 755	-574	-1 801	-1 366	-32 274	33
Cash flow from items affecting comparability	-117	-303	-405	-602	-1 171	34
Cash flow from financing activities	-376	-1 699	-2 762	-1 935	31 393	35
Cash flow for the year	-364	692	976	96	1 370	36
Interest-bearing net debt at beginning of year	-12 333	-14 513	-17 541	-14 335	-14 551	37
Change in lease liabilities	-31	-3 332	-139	107	-1 274	38
Change in loans	-1 053	93	1 010	475	-23 485	39
Revaluation of financial instruments	26	60	17	-56	-50	40
Translation differences on interest-bearing net debt	-758	-541	1 342	-838	-2 544	41
Interest-bearing net debt at year-end	-14 513	-17 541	-14 335	-14 551	-40 534	42
						43
						44
						45
						46
						47
						48
						49
						50
						51
						52
						53
						54
						55
						56
						57
						58
						59
						60



MSEK	2018	2019 <sup>2</sup>	2020	2021	2022
<b>CAPITAL EMPLOYED AND FINANCING</b>					
Non-current assets excluding acquisition-related items	5 987	9 729	9 138	9 489	14 085
Accounts receivable	15 604	16 120	14 695	15 246	20 883
Other operating capital employed	-12 392	-12 749	-14 940	-14 827	-16 591
Operating capital employed	9 199	13 100	8 893	9 908	18 377
• as % of total sales	9	12	8	9	13
Goodwill	21 061	22 157	21 414	23 373	51 021
Acquisition-related intangible assets	1 458	1 563	1 424	1 732	7 180
Shares in associated companies	452	320	311	338	394
Capital employed	32 170	37 140	32 042	35 351	76 972
• Return on capital employed, %	15	15	13	14	9
<b>Net debt</b>	-14 513	-17 541	-14 335	-14 551	-40 534
Net debt equity ratio, multiple	0.82	0.89	0.81	0.70	1.11
Net debt to EBITDA ratio	2.3	2.2	2.1	1.9	4.1
Interest coverage ratio, multiple	10.7	9.4	9.1	13.8	8.7
• Free cash flow in relation to net debt	0.13	0.19	0.41	0.27	0.08
Shareholders' equity attributable to equity holders of the Parent Company	17 632	19 569	17 697	20 792	36 424
Non-controlling interests	25	30	10	8	14
Equity per share <sup>3</sup>	40	45	40	47	78
Return on equity, %	18	18	13	16	15
Equity ratio, %	32	32	30	33	32
Financing of capital employed	32 170	37 140	32 042	35 351	76 972

1 For definitions and calculation of key ratios refer to note 3.  
 2 Securitas adopted IFRS 16 Leases in 2019. As a consequence, certain lines in the consolidated financial statements as well as key ratios are not comparable with the preceding years.  
 3 Number of shares outstanding have been adjusted for the right issue completed on October 11, 2022.  
 • Group key ratios according to Securitas' financial model. Refer to pages 48-49.





## Parent Company statement of income

MSEK	Note	2022	2021
License fees and other income	43	1 975	1 734
<b>Gross income</b>		<b>1 975</b>	<b>1 734</b>
Administrative expenses	45, 46	-1 222	-1 138
Other operating income	45	49	43
<b>Operating income</b>		<b>802</b>	<b>639</b>
<b>Result of financial investments</b>			
Dividend	43	1 116	1 852
Interest income	43	314	143
Interest expenses	43	-512	-300
Other financial income and expenses, net	47	-626	-60
<b>Total financial income and expenses</b>		<b>10 292</b>	<b>1 635</b>
<b>Income after financial items</b>		<b>11 094</b>	<b>2 274</b>
<b>Appropriations</b>			
Group contributions from subsidiaries	43	423	529
Group contributions to subsidiaries	43	-851	-734
Depreciation and amortization in excess of plan	56	-1	2
Transfer to tax allocation reserve	56	228	-77
<b>Total appropriations</b>		<b>-201</b>	<b>-280</b>
<b>Income before taxes</b>		<b>10 893</b>	<b>1 994</b>
Current taxes	48	-4	-45
Deferred taxes	48	19	31
<b>Net income for the year</b>		<b>10 908</b>	<b>1 980</b>

## Parent Company statement of comprehensive income

MSEK	Note	2022	2021
<b>Net income for the year</b>		<b>10 908</b>	<b>1 980</b>
<b>Other comprehensive income</b>			
<b>Items that subsequently may be reclassified to the statement of income</b>			
Cash flow hedges net of tax	44	-32	-53
Cost of hedging net of tax	44	-6	9
<b>Total items that subsequently may be reclassified to the statement of income</b>		<b>-38</b>	<b>-44</b>
<b>Other comprehensive income</b>	48	<b>-38</b>	<b>-44</b>
<b>Total comprehensive income for the year</b>		<b>10 870</b>	<b>1 936</b>

## Parent Company statement of cash flow

MSEK	Note	2022	2021
<b>Operations</b>			
Operating income		802	639
Reversal of depreciation	49, 50	5	3
Financial items received		6 842	1 995
Financial items paid		-587	-335
Current taxes paid		-85	-4
Change in other operating capital employed		-784	-633
<b>Cash flow from operations</b>		<b>6 193</b>	<b>1 665</b>
<b>Investing activities</b>			
Investments in and disposals of non-current tangible and intangible assets	49, 50	-41	0
Shares in subsidiaries	51	-14 305	-277
<b>Cash flow from investing activities</b>		<b>-14 346</b>	<b>-277</b>
<b>Financing activities</b>			
Dividend paid		-1 604	-1 460
Rights issue, net		9 512	-
Proceeds from bond loans		5 526	3 864
Redemption of bond loans		-4 682	-4 754
Proceeds from commercial paper		2 565	2 650
Redemption of commercial paper		-3 265	-1 950
Change in other interest-bearing net debt excluding liquid funds		1 407	1 181
<b>Cash flow from financing activities</b>		<b>9 459</b>	<b>-469</b>
<b>Cash flow for the year</b>		<b>1 306</b>	<b>919</b>
Liquid funds at beginning of year		1 070	151
<b>Liquid funds at year-end</b>	54	<b>2 376</b>	<b>1 070</b>



## Parent Company balance sheet

MSEK	Note	2022	2021
<b>ASSETS</b>			
<b>Non-current assets</b>			
Intangible assets	49	17	18
Machinery and equipment	50	37	0
Shares in subsidiaries	51	64 040	44 932
Shares in associated companies	52	112	112
Interest-bearing long-term receivables from subsidiaries	44	562	377
Other interest-bearing financial non-current assets	44	1232	433
Deferred tax assets	48	128	99
Other long-term receivables		226	202
<b>Total non-current assets</b>		<b>66 354</b>	<b>46 173</b>
<b>Current assets</b>			
Current receivables from subsidiaries		834	1 030
Interest-bearing current receivables from subsidiaries	44	8 398	3 003
Other current receivables		32	33
Current tax assets		140	59
Prepaid expenses and accrued income	53	9	85
Other interest-bearing current assets	44	24	70
Cash and bank deposits	54	2 376	1 070
<b>Total current assets</b>		<b>11 813</b>	<b>5 350</b>
<b>TOTAL ASSETS</b>		<b>78 167</b>	<b>51 523</b>
<b>SHAREHOLDERS' EQUITY AND LIABILITIES</b>			
<b>Shareholders' equity</b>			
<b>Restricted equity</b>			
Share capital		573	365
Legal reserve		7 363	7 363
Development expenditure reserve		-	1
<b>Total restricted equity</b>		<b>7 936</b>	<b>7 729</b>
<b>Non-restricted equity</b>			
Hedging reserve		-7	31
Share premium reserve		9 304	-
Retained earnings		20 141	19 708
Net income for the year		10 908	1 980
<b>Total non-restricted equity</b>		<b>40 346</b>	<b>21 719</b>
<b>Total shareholders' equity</b>	<b>55</b>	<b>48 282</b>	<b>29 448</b>
<b>Untaxed reserves</b>	<b>56</b>	<b>571</b>	<b>798</b>
<b>Long-term liabilities</b>			
Long-term loan liabilities	44	17 527	12 199
Other long-term liabilities		221	205
<b>Total long-term liabilities</b>	<b>57</b>	<b>17 748</b>	<b>12 404</b>
<b>Current liabilities</b>			
Current liabilities to subsidiaries		1 404	1 200
Interest-bearing current liabilities to subsidiaries	44	9 194	2 168
Group account bank overdraft		0	772
Other short-term loan liabilities	44	596	4 295
Accounts payable		55	85
Accrued expenses and prepaid income	58	309	347
Current tax liabilities		-	-
Other current liabilities		8	6
<b>Total current liabilities</b>		<b>11 566</b>	<b>8 873</b>
<b>TOTAL SHAREHOLDERS' EQUITY AND LIABILITIES</b>		<b>78 167</b>	<b>51 523</b>



## Parent Company statement of changes in shareholders' equity

MSEK	Share capital <sup>1</sup>	Legal reserve	Development expenditure reserve	Hedging reserve	Share premium reserve	Retained earnings and net income for the year	Total shareholders' equity
<b>Opening balance 2021</b>	<b>365</b>	<b>7 363</b>	<b>2</b>	<b>75</b>	<b>-</b>	<b>21 194</b>	<b>28 999</b>
<b>Net income for the year</b>	<b>-</b>	<b>-</b>	<b>-</b>	<b>-</b>	<b>-</b>	<b>1 980</b>	<b>1 980</b>
<b>Other comprehensive income</b>							
<b>Items that subsequently may be reclassified to the statement of income</b>							
Cash flow hedges net of tax <sup>2</sup>	-	-	-	-53	-	-	-53
Cost of hedging net of tax <sup>2</sup>	-	-	-	9	-	-	9
<b>Total items that subsequently may be reclassified to the statement of income</b>	<b>-</b>	<b>-</b>	<b>-</b>	<b>-44</b>	<b>-</b>	<b>-</b>	<b>-44</b>
<b>Other comprehensive income</b>	<b>-</b>	<b>-</b>	<b>-</b>	<b>-44</b>	<b>-</b>	<b>-</b>	<b>-44</b>
<b>Total comprehensive income for the year</b>	<b>-</b>	<b>-</b>	<b>-</b>	<b>-44</b>	<b>-</b>	<b>1 980</b>	<b>1 936</b>
Share-based incentive schemes <sup>1</sup>	-	-	-	-	-	-27	-27
Dividend paid to shareholders of the Parent Company	-	-	-	-	-	-1460	-1460
Transfer from development expenditure reserve	-	-	-1	-	-	1	-
<b>Closing balance 2021</b>	<b>365</b>	<b>7 363</b>	<b>1</b>	<b>31</b>	<b>-</b>	<b>21 688</b>	<b>29 448</b>
<b>Opening balance 2022</b>							
<b>Opening balance 2022</b>	<b>365</b>	<b>7 363</b>	<b>1</b>	<b>31</b>	<b>-</b>	<b>21 688</b>	<b>29 448</b>
<b>Net income for the year</b>	<b>-</b>	<b>-</b>	<b>-</b>	<b>-</b>	<b>-</b>	<b>10 908</b>	<b>10 908</b>
<b>Other comprehensive income</b>							
<b>Items that subsequently may be reclassified to the statement of income</b>							
Cash flow hedges net of tax <sup>2</sup>	-	-	-	-32	-	-	-32
Cost of hedging net of tax <sup>2</sup>	-	-	-	-6	-	-	-6
<b>Total items that subsequently may be reclassified to the statement of income</b>	<b>-</b>	<b>-</b>	<b>-</b>	<b>-38</b>	<b>-</b>	<b>-</b>	<b>-38</b>
<b>Other comprehensive income</b>	<b>-</b>	<b>-</b>	<b>-</b>	<b>-38</b>	<b>-</b>	<b>-</b>	<b>-38</b>
<b>Total comprehensive income for the year</b>	<b>-</b>	<b>-</b>	<b>-</b>	<b>-38</b>	<b>-</b>	<b>10 908</b>	<b>10 870</b>
Rights issue	208	-	-	-	9 375	-	9 583
Transaction costs rights issue	-	-	-	-	-71	-	-71
Share-based incentive schemes <sup>1</sup>	-	-	-	-	-	56	56
Dividend paid to shareholders of the Parent Company	-	-	-	-	-	-1604	-1604
Transfer from development expenditure reserve	-	-	-1	-	-	1	-
<b>Closing balance 2022</b>	<b>573</b>	<b>7 363</b>	<b>-</b>	<b>-7</b>	<b>9 304</b>	<b>31 049</b>	<b>48 282</b>

<sup>1</sup> Further information is provided in note 55.

<sup>2</sup> A specification can be found in note 44, in the table revaluation of financial instruments, as well as in note 48.

# Parent Company notes

## Note 41 Accounting principles

The Parent Company's financial statements are prepared in accordance with the Swedish Annual Accounts Act and the Swedish Financial Reporting Board's standard RFR 2 Accounting for Legal Entities. The Parent Company thus follows the same accounting principles as the Group, which are described in note 2, when relevant and except in the cases stated below. The differences that exist between the Parent Company's and the Group's accounting principles are a result of the restrictions that the Swedish Annual Accounts Act, the Swedish Act on Safeguarding of Pension Commitments and the options that RFR 2 allow for IFRS in the Parent Company.

### RFR 2: IFRS 3 Business combinations

The Parent Company measures the acquisition cost as the sum of the acquisition-date fair values of assets transferred, liabilities incurred or transferred and all costs that are directly attributable to the acquisition. Contingent considerations are recognized as part of the acquisition cost if it is probable that they will be realized. The acquisition cost is adjusted in subsequent periods if the initial assessment needs to be revised.

### RFR 2: IFRS 9 Financial instruments

The Parent Company follows IFRS 9 except for financial guarantees in relation to subsidiaries. For further information refer to the accounting principles adopted by the Group for financial instruments in note 2.

### RFR 2: IFRS 15 Revenue

Anticipated dividend from a subsidiary is recognized as income in the Parent Company in accordance with RFR 2 if the Parent Company has the exclusive right to decide the amount of the dividend from the subsidiary. The Parent Company must furthermore ensure that the dividend is in line with the subsidiary's dividend capacity. Dividend from a subsidiary that has not been anticipated is accounted for on a cash basis.

### RFR 2: IFRS 16 Leases

The Parent Company does not apply IFRS 16. Consequently, leases where the Parent Company is the lessee are recognized as an operating expense in the statement of income on a linear basis over the lease term. There are no lease contracts where the Parent Company is the lessor.

### RFR 2: IAS 19 Employee benefits

Accounting for defined benefit plans according to the Swedish Act on Safeguarding of Pension Commitments leads to differences between the accounting in the Parent Company and the Group. These differences have no material impact on the employee benefits relating to the employees of the Parent Company. Pension solutions either fall within the framework of the ITP-plan that is insured via Alecta, which is described in note 33, or in all material aspects consist of other defined contribution plans.

### RFR 2: IAS 21 Effects of changes in foreign exchange rates

Exchange rate differences arising on a monetary item that forms part of the Parent Company's net investment in a foreign subsidiary are accounted for in the Parent Company's statement of income, in accordance with RFR 2.

### RFR 2: IAS 27 Consolidated and separate financial statements

The Parent Company applies the alternative rule in RFR 2: IAS 27 related to Group contributions, which means that Group contributions from subsidiaries as well as Group contributions to subsidiaries are accounted for as appropriations in the statement of income.

### Shares in subsidiaries

Shares in subsidiaries are initially accounted for at cost with subsequent adjustments for capital contributions, impairment and revaluation of deferred considerations. Shares in subsidiaries are reviewed for impairment whenever events or changes in circumstances indicate that the carrying amount may not be recoverable.

Derivatives used to hedge investments in shares in foreign subsidiaries are recognized at fair value and changes therein are recognized in the statement of income. The corresponding fair value change on shares in subsidiaries is also recognized in the statement of income, as fair value hedge accounting is applied.

### Securitas' share-based incentive schemes

In addition to the Group's accounting principles for share-based payments (IFRS 2) as described in note 2 Accounting principles, the following has been applied in the Parent Company's financial statements. The Parent Company has secured the delivery of shares according to Securitas' short-term share-based incentive scheme by entering into a swap agreement with a third party regarding purchase of shares.

To the extent that shares according to the swap agreement is subject to delivery to employees in other Group companies than the Parent Company, a liability to Group companies has been recorded in the Parent Company's accounts. This liability is recorded at the value of the commitment that Securitas AB has to the subsidiaries to deliver shares, that is the number of shares to be delivered according to the swap agreement at the latest share price for Securitas AB's series B share. Social security expenses are calculated based on the market value of the shares that potentially will be allocated. Fluctuations in the share price for these shares thus lead to changes in social security expenses that impact the Parent Company's and Group's income.

This is the only impact on the Parent Company's and Group's income due to fluctuations in the share price for the shares that potentially will be allocated. This means that any possible increase or decrease of the liability to Group companies has not been accounted for in the Parent Company's income statement.

## Note 42 Events after the balance sheet date

### Approval of the Annual Report and Consolidated Financial Statements for 2022

This Annual Report including the Consolidated Financial Statements was approved by the Board of Directors and the President and CEO of Securitas AB on March 30, 2023.

### Other significant events after the balance sheet date

There have been no other significant events with effect on the financial reporting after the balance sheet date.



## Note 43 Related party disclosures

In December 2021, Investment AB Latour and subsidiaries, Melker Schörling AB and EQT entered into guarantee commitments to subscribe for an additional 21.9 percent of the planned rights issue without subscription rights related to the acquisition of STANLEY Security. The rights issue was fully subscribed and the guarantee commitments were therefore not utilized. For these guarantee commitments, Securitas has paid a fee of one (1) percent of the guaranteed amounts which, in total MUSD 2 (MSEK 18). The amount is part of the transaction costs reported in equity.

Transactions between the Parent Company and subsidiaries are priced in accordance with business principles.

### The Parent Company's transactions with related parties comprise

MSEK	2022	2021
License fees from subsidiaries	1 971	1 729
Other income from subsidiaries	4	5
Dividends from subsidiaries	1 116	1 852
Interest income from subsidiaries	295	139
Interest expenses to subsidiaries	-126	-19
Group contributions from subsidiaries	423	529
Group contributions to subsidiaries	-851	-734
Guarantees issued on behalf of subsidiaries	2 889	2 288

## Note 44 Financial risk management

The Parent Company follows, as stated in note 41, IFRS 9 Financial instruments. Refer to note 2 and note 7 for further information about financial risks that are applicable also for the Parent Company.

### Liquidity report as per December 31, 2022 and 2021

MSEK	Total	< 1 year	Between 1 year and < 3 years	Between 3 years and 5 years	> 5 years
<b>December 31, 2022</b>					
Borrowings	-19 813	-81	-12 837	-1 297	-5 598
Derivatives outflows	-11 319	-8 658	-2 349	-236	-76
Accounts payable	-55	-55	-	-	-
<b>Total outflows<sup>1</sup></b>	<b>-31 187</b>	<b>-8 794</b>	<b>-15 186</b>	<b>-1 533</b>	<b>-5 674</b>
Investments	10 732	10 504	14	37	177
Derivatives receipts	10 132	8 498	1 634	-	-
<b>Total inflows<sup>1</sup></b>	<b>20 864</b>	<b>19 002</b>	<b>1 648</b>	<b>37</b>	<b>177</b>
<b>Net cash flows, total<sup>2</sup></b>	<b>-10 323</b>	<b>10 208</b>	<b>-13 538</b>	<b>-1 496</b>	<b>-5 497</b>
<b>December 31, 2021</b>					
Borrowings	-17 868	-4 942	-5 232	-3 167	-4 527
Derivatives outflows	-12 626	-10 953	-39	-1 614	-20
Accounts payable	-85	-85	-	-	-
<b>Total outflows<sup>1</sup></b>	<b>-30 579</b>	<b>-15 980</b>	<b>-5 271</b>	<b>-4 781</b>	<b>-4 547</b>
Investments	4 272	4 056	14	6	196
Derivatives receipts	12 626	10 960	114	1 520	32
<b>Total inflows<sup>1</sup></b>	<b>16 898</b>	<b>15 016</b>	<b>128</b>	<b>1 526</b>	<b>228</b>
<b>Net cash flows, total<sup>2</sup></b>	<b>-13 681</b>	<b>-964</b>	<b>-5 143</b>	<b>-3 255</b>	<b>-4 319</b>

<sup>1</sup> Refers to gross cash flows excluding cash and bank.

<sup>2</sup> Variable rate cash flows have been estimated using the relevant yield curve as of the balance sheet date.

### Hedging reserve as per December 31, 2022 and 2021

MSEK	Cost of hedging reserve	Interest rate cash flow hedges	Currency cash flow hedges	Total before tax	Deferred tax	Total net of tax
<b>2022</b>						
Opening balance January 1, 2022	15	0	25	40	-9	31
Change in fair value of hedging instrument recognized in other comprehensive income	-8	-	-163	-171	37	-134
Reclassified from other comprehensive income to profit or loss	-	-	123	123	-27	96
<b>Closing balance December 31, 2022</b>	<b>7</b>	<b>-</b>	<b>-15</b>	<b>-8</b>	<b>1</b>	<b>-7</b>
<b>2021</b>						
Opening balance January 1, 2021	4	-4	96	96	-21	75
Change in fair value of hedging instrument recognized in other comprehensive income	11	1	31	43	-8	35
Reclassified from other comprehensive income to profit or loss	-	3	-102	-99	20	-79
<b>Closing balance December 31, 2021</b>	<b>15</b>	<b>0</b>	<b>25</b>	<b>40</b>	<b>-9</b>	<b>31</b>

**Revaluation of financial instruments**

MSEK	2022	2021
<b>Recognized in the statement of income</b>		
Fair value adjustment to hedged item in fair value hedge	721	151
Fair value adjustment to hedging instrument in fair value hedge	-721	-151
Other financial income and expenses <sup>1,2</sup>	-1	-3
Deferred tax	-	-
<b>Impact on net income for the year</b>	<b>-1</b>	<b>-3</b>
<b>Recognized via hedging reserve in other comprehensive income</b>		
Transfer to cash flow hedging reserve before tax	-148	2
Transfer to cost of hedging reserve before tax	-8	11
Deferred tax on transfer to hedging reserve	32	-2
<b>Transfer to hedging reserve net of tax</b>	<b>-124</b>	<b>11</b>
Transfer to statement of income before tax	108	-69
Deferred tax on transfer to statement of income	-22	14
<b>Transfer to statement of income net of tax</b>	<b>86</b>	<b>-55</b>
Change of cash flow hedging reserve before tax	-40	-67
Change of cost of hedging reserve before tax	-8	11
<b>Total change of hedging reserve before tax<sup>3</sup></b>	<b>-48</b>	<b>-56</b>
Deferred tax on total change of hedging reserve <sup>3</sup>	10	12
<b>Total change of hedging reserve net of tax</b>	<b>-38</b>	<b>-44</b>
<b>Total impact on shareholders' equity as specified above</b>		
Total revaluation before tax <sup>4</sup>	-49	-59
Deferred tax on total revaluation <sup>4</sup>	10	12
<b>Total revaluation after tax</b>	<b>-39</b>	<b>-47</b>

1 Related to financial assets and financial liabilities at fair value through profit or loss.

2 There was no significant ineffectiveness in the fair value hedges or in the cash flow hedges.

3 Total of transfer to hedging reserve and transfer from hedging reserve to statement of income.

4 Total revaluation and deferred tax recognized via statement of income and via other comprehensive income.

**Derivatives in the balance sheet**

MSEK	2022	2021
<b>Interest-bearing financial non-current assets</b>		
Fair value hedges	-	49
Cash flow hedges <sup>1</sup>	136	-
Other derivative positions <sup>1</sup>	6	-
<b>Total derivatives included in interest-bearing financial non-current assets</b>	<b>142</b>	<b>49</b>
<b>Interest-bearing current receivables from subsidiaries</b>		
Other derivative positions <sup>2</sup>	2	-
<b>Total derivatives included in interest-bearing current receivables from subsidiaries</b>	<b>2</b>	<b>-</b>
<b>Other interest-bearing current assets</b>		
Fair value hedges	-	1
Other derivative positions <sup>1,2</sup>	24	69
<b>Total derivatives included in other interest-bearing current assets</b>	<b>24</b>	<b>70</b>
<b>Long-term loan liabilities</b>		
Fair value hedges <sup>1</sup>	-1168	-80
Cash flow hedges	-	-
Other derivative positions <sup>1,2</sup>	-	-175
<b>Total derivatives included in long-term loan liabilities</b>	<b>-1168</b>	<b>-255</b>
<b>Other short-term loan liabilities</b>		
Cash flow hedges	-	-
Other derivative positions <sup>2</sup>	-39	-11
<b>Total derivatives included in other short-term loan liabilities</b>	<b>-39</b>	<b>-11</b>

1 Cross currency interest rate swaps are split into different components, of which some elements are positive when the overall fair value is negative.

2 Related to financial assets/liabilities at fair value through profit or loss.



## Fair value – Hierarchy as per December 31, 2022 and 2021

MSEK	Quoted market prices		Valuation techniques using observable market data		Valuation techniques using non-observable market data		Total		Note
	2022	2021	2022	2021	2022	2021	2022	2021	
Financial assets at fair value through profit or loss	-	-	26	2	-	-	26	2	1
Financial liabilities at fair value through profit or loss	-	-	-39	-11	-	-	-39	-11	2
Derivatives designated for hedging with positive fair value	-	-	142	117	-	-	142	117	3
Derivatives designated for hedging with negative fair value	-	-	-1168	-255	-	-	-1168	-255	4

## Liabilities from financing activities 2022 and 2021

MSEK	Opening balance Jan 1	Cash flows <sup>1</sup>	Non-cash changes			Closing balance Dec 31	Note
			Reclassification	Other changes	Translation differences		
<b>2022</b>							
Long-term borrowings	12 199	5 030	-950	771	477	17 527	11
Short-term borrowings	7 235	600	950	1172	-167	9 790	12
Derivative assets held to hedge external borrowings	-349	-	-	349	-	-	14
<b>Total</b>	<b>19 085</b>	<b>5 630</b>	<b>-</b>	<b>2 292</b>	<b>310</b>	<b>27 317</b>	15
<b>2021</b>							
Long-term borrowings	11 679	4 069	-3 518	-165	134	12 199	18
Short-term borrowings	7 344	-3 883	3 518	-69	325	7 235	19
Derivative assets held to hedge external borrowings	-394	-	-	45	-	-349	20
<b>Total</b>	<b>18 629</b>	<b>186</b>	<b>-</b>	<b>-189</b>	<b>459</b>	<b>19 085</b>	21

<sup>1</sup>Excluding other derivative positions and dividend paid to shareholders of the Parent Company, which are included in cash flow from financing activities in the consolidated statement of cash flow.

## Note 45 Administrative expenses and other operating income

### Administrative expenses

#### Audit fees and reimbursements

MSEK	2022	2021
<b>EY</b>		
Audit assignments	10	9
Additional audit assignments	1	1
Tax assignments	-	-
Other assignments	8	-
<b>Total EY</b>	<b>19</b>	<b>10</b>
<b>Other auditors</b>		
Audit assignments	-	-
Additional audit assignments	-	1
Tax assignments	2	3
Other assignments	-	1
<b>Total Other auditors</b>	<b>2</b>	<b>5</b>
<b>Total audit fees and reimbursements</b>	<b>21</b>	<b>15</b>

Additional audit assignments mainly comprise review of the interim report for the second quarter as well as review of financial reporting and internal control in additional countries than those included in the agreed audit plan. Tax assignments mainly comprise tax return compliance, transfer pricing and questions related to tax legislation compliance. Other services mainly comprise audit-related services in connection with prospectuses and business acquisitions.

#### Other operating income

Other operating income consists in its entirety of trade mark fees for the use of the Securitas' brand name.

## Note 46 Personnel

### Average number of yearly employees: Distribution between women and men

	Women		Men		Total	
	2022	2021	2022	2021	2022	2021
Board of Directors	3	3	5	5	8	8
President	-	-	1	1	1	1
Other employees, Sweden	46	42	33	31	79	73

### Staff costs

MSEK	2022			2021			Of which bonuses	
	Salaries	Social benefits (of which pensions)		Salaries	Social benefits (of which pensions)		2022	2021
Board of Directors and President <sup>1</sup>	51	21	(5)	51	22	(5)	24	26
Other employees	168	96	(26)	168	93	(24)	51	63
<b>Total</b>	<b>219</b>	<b>117</b>	<b>(31)</b>	<b>219</b>	<b>115</b>	<b>(29)</b>	<b>75</b>	<b>89</b>

<sup>1</sup>Refer to note 9 for further information regarding remuneration to the Board of Directors and President.



## Note 47 Other financial income and expenses, net

MSEK	2022	2021
Realized gain, shares in subsidiaries <sup>1</sup>	-	46
Realized loss, shares in subsidiaries <sup>2</sup>	-76	-
Impairment losses/reversal of impairment losses, other financial assets	2	2
Exchange rate differences, net	-499	-86
Bank costs and similar income/expense items	-52	-19
Revaluation of financial instruments	-1	-3
<b>Total other financial income and expenses, net</b>	<b>-626</b>	<b>-60</b>

1 Related to Securitas Eesti and Securitas Slovenia 2021.

2 Related to Securitas BH d.o.o.

## Note 48 Taxes

### Statement of income

#### Tax expense

MSEK	2022	2021
Tax on income before taxes		
Current taxes	-4	-45
Deferred taxes	19	31
<b>Total tax expense</b>	<b>15</b>	<b>-14</b>

The Swedish corporate tax rate was 20.6 percent (20.6).

#### Difference between statutory Swedish tax rate and actual tax expense for the Parent Company

MSEK	2022	2021
Income before taxes according to the statement of income	10 893	1994
Tax based on Swedish tax rate	-2 244	-411
Tax related to previous years/foreign withholding tax	-4	4
Tax related to non-taxable income	2 290	402
Tax related to non-deductible expenses	-27	-9
<b>Actual tax expense</b>	<b>15</b>	<b>-14</b>

Tax related to non-taxable income in 2022 and 2021 mainly relates to dividends from subsidiaries. Tax related to non-deductible expenses in 2022 mainly relates to sales of shares in subsidiaries.

#### Other comprehensive income

##### Tax on other comprehensive income

MSEK	2022	2021
Deferred tax on cash flow hedges	8	14
Deferred tax on cost of hedging	2	-2
<b>Deferred tax on other comprehensive income</b>	<b>10</b>	<b>12</b>

#### Balance sheet

Deferred tax assets are attributable to employee-related liabilities and taxable reversal of negative net interest.

#### Tax loss carryforwards

The tax loss carryforwards for the Parent Company amounted to MSEK 0 (0) as of December 31, 2022.

## Note 49 Intangible assets<sup>1</sup>

MSEK	2022	2021
Opening balance	88	88
Capital expenditures	1	-
<b>Closing accumulated balance</b>	<b>89</b>	<b>88</b>
Opening amortization	-70	-67
Amortization for the year	-2	-3
<b>Closing accumulated amortization</b>	<b>-72</b>	<b>-70</b>
<b>Closing residual value</b>	<b>17</b>	<b>18</b>

<sup>1</sup> Net book value mainly related to the brand name Securitas in one of the Group's countries of operations, amounting to MSEK 16 (16). The trademark is tested annually for impairment. Refer to note 18 section Impairment testing for further information.

## Note 50 Machinery and equipment

MSEK	2022	2021
Opening balance	16	24
Capital expenditures	40	0
Write-offs	-	-8
<b>Closing accumulated balance</b>	<b>56</b>	<b>16</b>
Opening depreciation	-16	-19
Depreciation for the year	-3	0
Write-offs	-	3
<b>Closing accumulated depreciation</b>	<b>-19</b>	<b>-16</b>
<b>Closing residual value</b>	<b>37</b>	<b>0</b>



## Note 51 Shares in subsidiaries<sup>1</sup>

Subsidiary name	Corporate identity no.	Domicile	Number of shares 2022	% of share capital/ voting rights 2022	Book value 2022, MSEK	Book value 2021, MSEK	Note
Grupo Securitas Mexico S.A de C.V. <sup>2</sup>	GSM930817U48	Monterrey	23 499	99.98	66	66	1
Protectas S.A.	CH-550-0084385-3	Lausanne	50 000	100	33	33	2
Securitas Argentina S.A. <sup>3</sup>	1587929	Buenos Aires	7 317 994	21	2	2	3
Securitas Asia Holding AB	556691-8800	Stockholm	100 000	100	292	292	4
Securitas Aviation d.o.o.	MBS 080689871	Zagreb	1	100	1	1	5
Securitas BH d.o.o.	65-01-0503-11	Sarajevo	-	-	-	87	6
Securitas Biztonsági Szolgáltatások Magyarország Kft	Cg.01-09-721946	Budapest	-	100	22	22	7
Securitas Canada Ltd	454437-4	Toronto	4 004	100	674	86	8
Securitas ČR sro	43872026	Prague	-	100	186	186	9
Securitas Europe Holding AB	556248-3627	Stockholm	1 000 000	100	19 389	10 709	10
Securitas Fire & Safety Services SRL <sup>4</sup>	J40 / 13561 / 2007	Bucharest	1	5	0	0	11
Securitas Global Client Solutions AB	556734-1283	Stockholm	1 000	100	0	0	12
Securitas Group Reinsurance DAC	317030	Dublin	2 000 000	100	576	576	13
Securitas Holding GmbH	HRB 33348	Düsseldorf	1	100	2 572	2 572	14
Securitas Holdings Inc.	95-4754543	Parsippany	100	100	11 684	2 629	15
Securitas Hrvatska d.o.o.	MBS 080132523	Zagreb	1	100	177	177	16
Securitas Intelligent Services AB	556655-4670	Stockholm	1 000	100	50	50	17
Securitas Invest AB	556630-3995	Stockholm	1 000	100	7	7	18
Securitas Middle East and Africa Holding AB	556771-4406	Stockholm	100 000	100	229	219	19
Securitas NV <sup>5</sup>	0427.388.334	Brussels	8 238	99.90	942	942	20
Securitas Polska Sp. z o.o.	0000036743	Warsaw	18 000	100	27	27	21
Securitas Rental AB	556376-3829	Stockholm	1 000	100	4	4	22
Securitas Security Consulting Holding AB	556087-1468	Stockholm	1 000	100	147	142	23
Securitas Security Services Ireland Ltd	275069	Dublin	2 410 002	100	29	29	24
Securitas Seguridad Holding SL	B83446831	Madrid	7 462	100	8 648	8 648	25
Securitas Services d.o.o.	17487809	Belgrade	-	100	148	148	26
Securitas Services Holding U.K. Ltd	5759961	London	34 000 400	100	1 156	976	27
Securitas Services International BV	33287487	Amsterdam	25 000	100	3 022	2 345	28
Securitas Services Romania SRL	J40 / 2222 / 2001	Bucharest	21 980	100	49	49	29
Securitas Sicherheitsdienstleistungen GmbH	FN148202w	Vienna	-	100	92	92	30
Securitas SK sro	36768073	Prievidza	-	100	33	33	31
Securitas Toolbox Ltd	316907	Dublin	-	-	-	0	32
Securitas Transport Aviation Security AB	556691-8917	Stockholm	5 100 000	100	535	535	33
Securitas Treasury Ireland DAC	152440	Dublin	21 075 470	100	13 248	13 248	34
<b>Total shares in subsidiaries</b>					<b>64 040</b>	<b>44 932</b>	35

1 The main business in the subsidiaries is specialized guarding and mobile services, monitoring, technical solutions and consulting and investigations. The subsidiaries also comprise of the Group's internal bank, Securitas Treasury Ireland DAC, as well as the Group's internal insurance company, Securitas Group Reinsurance DAC. A complete specification of the subsidiaries can be obtained from the Parent Company.

2 The remaining 0.02 percent of Grupo Securitas Mexico S.A de C.V are held by Securitas Rental AB.

3 The remaining 79 percent of Securitas Argentina S.A. are held by Securitas Seguridad Holding SL.

4 The remaining 95 percent of Securitas Fire & Safety Services SRL are held by Securitas Services Romania SRL.

5 The remaining 0.1 percent of Securitas NV are held by Securitas Rental AB.

### Change analysis of shares in subsidiaries

MSEK	2022	2021
Opening balance	44 932	44 233
Acquisitions <sup>1</sup>	4 548	0
Capital contributions	18 864	713
Divestitures <sup>2</sup>	-4 634	-435
Liquidations <sup>3</sup>	0	-
Revaluation <sup>4</sup>	330	421
<b>Closing balance</b>	<b>64 040</b>	<b>44 932</b>

1 2022 relates to Intra-Group acquisition of Securitas France Holding SA received by dividend. 2021 relates to Intra-Group acquisition of Securitas Global Client Solutions AB.

2 Divestiture 2022 of Securitas France Holding SA to Securitas Europe Holding AB and Securitas BH d.o.o. externally. Divestiture 2021 of companies in Estonia and Slovenia externally and two Turkish subsidiaries to Securitas Europe Holding AB.

3 Liquidation Securitas Toolbox Ltd.

4 Revaluation 2022 of Securitas Holding Inc. Revaluation 2021 of Securitas Holding Inc.

## Note 52 Shares in associated companies

### Holdings 2022 and 2021

Company	Domicile	Share in equity, %	Voting rights, %	Book value, MSEK
Walsons Services Pvt Ltd	Delhi	49	49	112
<b>Holdings 2022</b>				<b>112</b>
Walsons Services Pvt Ltd	Delhi	49	49	112
<b>Holdings 2021</b>				<b>112</b>

## Note 53 Prepaid expenses and accrued income

MSEK	2022	2021
Prepaid software licenses and support costs	2	6
Prepaid insurance premiums	2	2
Other prepaid expenses	5	77
<b>Total prepaid expenses and accrued income</b>	<b>9</b>	<b>85</b>



## Note 54 Liquid funds

Liquid funds include short-term investments with a maximum duration of 90 days that are readily convertible to a known amount of cash and subject to an insignificant risk of change in value. Liquid funds also include cash and bank deposits. Short-term investments refer to fixed interest rate bank deposits.

## Note 55 Shareholders' equity

### Number of shares and share capital December 31, 2022

	Number of shares	Share capital, MSEK
Series A	26 938 371	27
Series B	546 454 181	546
<b>Number of shares/total share capital</b>	<b>573 392 552</b>	<b>573</b>
Less: Treasury shares	-475 000	-
<b>Number of shares outstanding<sup>1</sup></b>	<b>572 917 552</b>	<b>-</b>

<sup>1</sup> The quota value is SEK1.00 per share.

The number of Series A shares has increased due to the rights issue by 9 795 771 in relation to December 31, 2021. As of December 31, 2022 there were no outstanding convertible debenture loans that could result in any dilution of the share capital. The number of Series B shares has increased due to the rights issue by 198 537 884 in relation to December 31, 2021. The total number of shares thus increased by 208 333 655, as a result of the rights issue.

Each Series A share carries ten votes and each Series B share one vote. This is the only difference between the two series of shares.

### Shareholders with more than 10 percent of the votes

The principal shareholders are Investment AB Latour with 10.9 percent of the capital and 29.6 percent of the votes, and Melker Schörling AB with 4.5 percent of the capital and 10.9 percent of the votes.

### Proposed allocation of earnings

The statements of income and the balance sheets of the Parent Company and the Group are subject to adoption by the Annual General Meeting 2023.

### Earnings in the Parent Company available for distribution

	MSEK <sup>1</sup>
Hedging reserve	-7
Share premium reserve	9 304
Retained earnings	20 141
Net income for the year <sup>2</sup>	10 908
<b>Total</b>	<b>40 346</b>

### The Board of Directors proposed that the earnings are allocated as follows

	MSEK <sup>1</sup>
a dividend to the shareholders of SEK 3.45 per share <sup>3</sup>	1977
retained earnings to be carried forward <sup>3</sup>	38 369
<b>Total</b>	<b>40 346</b>

<sup>1</sup> Refer to the Report of the Board of Directors for the proposed allocation of earnings in SEK and for the Board's statement on the proposed dividend.

<sup>2</sup> Includes Group contributions to subsidiaries of MSEK 851.

<sup>3</sup> Calculated on the number of shares outstanding as per February 7, 2023. Excluding 475 000 treasury shares.

### Share-based incentive scheme

Securitas' share-based incentive scheme has had the following impact on retained earnings:

MSEK	2022	2021
Swap agreement <sup>1,2</sup>	-134	-159
Redemption of previous year's swap agreement <sup>1</sup>	159	110
Share-based remuneration to employees <sup>3</sup>	5	2
Settlement of previous year's share-based remuneration to employees <sup>3</sup>	-2	-2
<b>Total short-term incentive schemes</b>	<b>28</b>	<b>-49</b>
Share-based remuneration to employees <sup>4</sup>	48	69
Settlement of share-based remuneration to employees	-20	-
<b>Total long-term incentive schemes</b>	<b>28</b>	<b>69</b>
Repurchase of shares <sup>5</sup>	-	-47
<b>Total impact on retained earnings</b>	<b>56</b>	<b>-27</b>

<sup>1</sup> Related to the whole Group's short-term share-based incentive scheme.

<sup>2</sup> The number of shares that has been hedged in this swap agreement amounts to a total of 1201 467 (1177 044) and has been allotted to the participants during the first quarter of 2023, provided that they were still employed by the Group at that time. Swap agreements are used for delivery of shares for the short-term incentive schemes.

<sup>3</sup> Related to share-based remuneration for Securitas AB's employees only.

<sup>4</sup> The cost for LTI 2020/2022 amounts to MSEK 13 while the costs for LTI 2021/2023 is MSEK 13 and the cost for LTI 2022/2024 is MSEK 22.

<sup>5</sup> Number of shares repurchased amounts to 475 000 (475 000). Repurchased shares serve as a hedge for the long-term incentive schemes.

## Note 56 Untaxed reserves

MSEK	2022	2021
Accumulated depreciation and amortization in excess of plan	17	17
Tax allocation reserve	554	781
<b>Total untaxed reserves</b>	<b>571</b>	<b>798</b>

## Note 57 Long-term liabilities

### Long-term liabilities fall due for payment as follows

MSEK	2022	2021
Maturity < 5 years	13 703	8 255
Maturity > 5 years	4 045	4 149
<b>Total long-term liabilities</b>	<b>17 748</b>	<b>12 404</b>

## Note 58 Accrued expenses and prepaid income

MSEK	2022	2021
Employee-related items	103	116
Accrued interest expenses	160	182
Other accrued expenses	46	49
<b>Total accrued expenses and prepaid income</b>	<b>309</b>	<b>347</b>

## Note 59 Pledged assets

MSEK	2022	2021
Pension balances, defined contribution plans	190	175
<b>Total pledged assets</b>	<b>190</b>	<b>175</b>

## Note 60 Contingent liabilities

MSEK	2022	2021
Guarantees	-	-
Guarantees related to discontinued operations	16	16
<b>Total contingent liabilities<sup>1</sup></b>	<b>16</b>	<b>16</b>

<sup>1</sup> Guarantees on behalf of subsidiaries are disclosed in note 43. There are no guarantees on behalf of associated companies.



The Board of Directors and the President declare that the consolidated financial statements have been prepared in accordance with IFRS as adopted by the EU and give a true and fair view of the Group's financial position and results of operations. The financial statements of the Parent Company have been prepared in accordance with generally accepted accounting principles in Sweden and give a true and fair view of the Parent Company's financial position and results of operations.

The statutory administration report of the Group and the Parent Company provides a fair review of the development of the Group's and the Parent Company's operations, financial position and results of operations and

describes material risks and uncertainties facing the Parent Company and the companies included in the Group.

The Board of Directors and the President also submit Securitas AB's Sustainability Report for 2022. The sustainability report describes the Group's work with regards to economic, environmental and social aspects. The report is prepared according to the Sustainability Reporting Standards, issued by Global Reporting Initiative (GRI).

The statements of income and balance sheets of the Parent Company and the Group are subject to adoption by the Annual General Meeting on May 4, 2023.

Stockholm, March 30, 2023

**Jan Svensson**  
Chair

**Ingrid Bonde**  
Director

**John Brandon**  
Director

**Fredrik Cappelen**  
Director

**Gunilla Fransson**  
Director

**Sofia Schörling Högberg**  
Director

**Harry Klagsbrun**  
Director

**Johan Menckel**  
Director

**Åse Hjelm**  
Director  
Employee Representative

**Jan Prang**  
Director  
Employee Representative

**Mikael Persson**  
Director  
Employee Representative

**Magnus Ahlqvist**  
President and Chief Executive Officer

Our report has been submitted on March 30, 2023  
Ernst & Young AB

**Rickard Andersson**  
Authorized Public Accountant



# Auditor's report

*(This is a translation of the Swedish original.  
For any interpretation the Swedish version prevail)*

To the general meeting of the shareholders of Securitas AB (publ), corporate identity number 556302-7241

## REPORT ON THE ANNUAL ACCOUNTS AND CONSOLIDATED ACCOUNTS

### Opinions

We have audited the annual accounts and consolidated accounts of Securitas AB (publ) for the year 2022. The annual accounts and consolidated accounts of the Company are included on pages 51-129 in this document.

In our opinion, the annual accounts have been prepared in accordance with the Annual Accounts Act and present fairly, in all material respects, the financial position of the Parent company as of December 31, 2022 and its financial performance and cash flow for the year then ended in accordance with the Annual Accounts Act. The consolidated accounts have been prepared in accordance with the Annual Accounts Act and present fairly, in all material respects, the financial position of the Group as of December 31, 2022 and their financial performance and cash flow for the year then ended in accordance with International Financial Reporting Standards (IFRS), as adopted by the EU, and the Annual Accounts Act. The statutory administration report is consistent with the other parts of the annual accounts and consolidated accounts.

We therefore recommend that the general meeting of shareholders adopts the income statement and balance sheet for the Parent company and the Group.

Our opinions in this report on the annual accounts and consolidated accounts are consistent with the content of the additional report that has been submitted to the Parent company's audit committee in accordance with the Audit Regulation (537/2014) Article 11.

### Basis for opinions

We conducted our audit in accordance with International Standards on Auditing (ISA) and generally accepted auditing standards in Sweden. Our responsibilities under those standards are further described in the Auditor's Responsibilities section. We are independent of the Parent company and the Group in accordance with professional ethics for accountants in Sweden and have otherwise fulfilled our ethical responsibilities in accordance with these requirements. This includes that, based on the best of our knowledge and belief, no prohibited services referred to in the Audit Regulation (537/2014) Article 5.1 have been provided to the audited Company or, where applicable, its Parent company or its controlled companies within the EU.

We believe that the audit evidence we have obtained is sufficient and appropriate to provide a basis for our opinions.

### Key audit matter

Key audit matters of the audit are those matters that, in our professional judgment, were of most significance in our audit of the annual accounts and consolidated accounts of the current period. These matters were addressed in the context of our audit of, and in forming our opinion thereon, the annual accounts and consolidated accounts as a whole, but we do not provide a separate opinion on these matters. For each matter below, our description of how our audit addressed the matter is provided in that context.

We have fulfilled the responsibilities described in the Auditor's responsibilities for the audit of the financial statements section of our report, including in relation to these matters. Accordingly, our audit included the performance of procedures designed to respond to our assessment of the risks of material misstatement of the financial statements. The results of our audit procedures, including the procedures performed to address the matters below, provide the basis for our audit opinion on the accompanying financial statements.

### Valuation of intangible assets

Description	How our audit addressed this key audit matter
<p>Goodwill and other acquisition-related intangible assets are recognized at MSEK 58 201 in the Company's balance sheet as of December 31, 2022, corresponding to 50 % of the total assets.</p> <p>The Company's process regarding impairment test of goodwill is described in note 18. To calculate the recoverable amount, management apply significant judgement and estimates regarding future cash flows, terminal growth and discount rates.</p> <p>As the book value of goodwill is material and due to the high degree of judgement and estimates involved in the process of conducting impairment tests, we have assessed valuation of goodwill as a key audit matter in our audit. Disclosures related to the Company's accounting principles, significant estimates and assumptions are described in note 2 and note 4. Information related to goodwill and testing of impairment is presented in note 18.</p>	<p>In the audit, we have evaluated and reviewed the Company's process for conducting impairment tests. Based on established criteria we have also reviewed how cash-generating units have been identified and compared to how the Company internally monitors its operations.</p> <p>We have evaluated applied valuation methods and calculation models and made comparisons against historical outcomes and precision in previously made forecasts. With the support of our valuation specialists, we have reviewed the used model and method for conducting impairment tests. We have evaluated the Company's own sensitivity analyses arithmetically, as well as conducted our own sensitivity analyses of key assumptions and possible influencing factors. With the support of our valuation specialists, we have reviewed the reasonableness of assumptions of discount rates and terminal growth.</p> <p>Finally, we have assessed the appropriateness of the disclosures provided in the annual report.</p>



## Acquisitions

Description	How our audit addressed this key audit matter
<p>In July 2022, the Company completed the acquisition of the electronic security solutions business, STANLEY Security, from Stanley Black &amp; Decker Inc. STANLEY Security has operations in North America and Europe.</p> <p>Purchase price allocation is performed by identifying acquired assets and liabilities and measuring them at fair value based on valuation models applicable to the asset or liability. The purchase price allocation for the acquisition is presented in note 17. After allocation to identifiable assets and liabilities, the remaining part of the purchase price has been classified as goodwill.</p> <p>Since the process of identifying and valuing assets and liabilities in a purchase price allocation involves assessments and complex valuation models, we have assessed the accounting for business combinations as a key audit matter in our audit. Disclosures related to the Company's accounting principles, significant estimates and assumptions are described in note 2 and note 4. Information related to the acquisition is presented in note 17.</p>	<p>In the audit, we have evaluated the Company's process for accounting for business combinations. We have audited the presented purchase price allocation and reconciled the presented information against supporting documentation, such as the acquisition agreement. We have also performed audit procedures on the opening balances as of the acquisition date.</p> <p>With the support of our valuation specialists, we have evaluated the applied valuation models as well as the material assumptions used in the purchase price allocation, such as discount rates and growth rates. The assumptions have been reviewed by comparison against historical outcomes and external sources. We have evaluated whether the applied valuation models are consistent with established valuation models that are usually used in connection with purchase price allocations.</p> <p>Finally, we have assessed the appropriateness of the disclosures provided in the annual report.</p>

## Valuation of provisions and contingent liabilities related to legal disputes

Description	How our audit addressed this key audit matter
<p>Through subsidiaries, the Company is involved in a number of legal proceedings. The provisions and contingent liabilities are reported in accordance with the Company's best estimate of the outcome in each legal dispute, and the accounting is based on applicable standards and practices in the area.</p> <p>To calculate future expenses for legal disputes, the Company must develop estimations. Changes in the estimations can have a significant impact on the related provision.</p> <p>Based on above, we have assessed valuation of provisions and contingent liabilities related to legal disputes as a key audit matter in our audit. Disclosures related to the Company's accounting principles, significant estimates and assumptions are described in note 2 and note 4. Information related to provisions is described in note 34 and note 37, while contingent liabilities are presented in note 39.</p>	<p>In the audit, we have evaluated the Company's process to assess the outcome of legal disputes as well as assessed the size of the possible provisions and contingent liabilities.</p> <p>Our audit procedures have included reading communication with authorities, an assessment of the situations in relation to applicable legislation, as well as review of outcomes of similar disputes. We have considered the Company's in-house legal counsels', as well as external legal counsels', views of the ongoing disputes.</p> <p>Finally, we have assessed the appropriateness of the disclosures provided in the annual report.</p>

## Accounting of income tax

Description	How our audit addressed this key audit matter
<p>The Company is a global group with subsidiaries world-wide, which leads to exposure to local tax legislation. Accounting can often be complex and allow for different interpretations and judgement. Furthermore, the Company's subsidiaries are regularly subject to tax audits in which the local tax authorities might challenge applied interpretation of local legislation.</p> <p>In instances where the tax authorities have a different opinion on the interpretation of tax legislation, the outcome is often dependent on negotiations with local tax authorities or legal proceedings. In order to account for income taxes, there are cases where the Company needs to make significant estimates, and changes in these estimates can have a significant impact on income taxes reported. The Company consults external legal advisors and tax advisors for material matters.</p> <p>Based on the above, we have assessed accounting for income taxes as a key audit matter in our audit. Information related to the Company's accounting principles, critical estimates and judgements is provided in note 2 and note 4. Information relating to income taxes is presented in note 16.</p>	<p>We have evaluated the Company's process for accounting for income taxes.</p> <p>For significant tax matters where uncertainty exists, we have reviewed the communication between the Company and the respective local tax authorities. Our internal specialists have evaluated the assumptions and interpretations made by the Company. We have also assessed the reasonableness of the accounting of material tax matters by comparing against historical outcomes in similar cases. Based on the above, we have evaluated whether applied accounting is consistent with IAS 12 and IFRIC 23.</p> <p>Balance sheet items such as the year's tax liability and deferred tax liabilities and tax assets have been reviewed and evaluated for correct calculation and valuation. We have also assessed the reasonableness of the effective tax rate.</p> <p>Finally, we have assessed the appropriateness of the disclosures provided in the annual report.</p>



## Other Information than the annual accounts and consolidated accounts

This document also contains other information than the annual accounts and consolidated accounts and is found on pages 1-50 and 130-160. Other information also consists of the remuneration report that will be obtained after the date of this audit report. The Board of Directors and the President and CEO are responsible for this other information.

Our opinion on the annual accounts and consolidated accounts does not cover this other information and we do not express any form of assurance conclusion regarding this other information.

In connection with our audit of the annual accounts and consolidated accounts, our responsibility is to read the information identified above and consider whether the information is materially inconsistent with the annual accounts and consolidated accounts. In this procedure we also take into account our knowledge otherwise obtained in the audit and assess whether the information otherwise appears to be materially misstated.

If we, based on the work performed concerning this information, conclude that there is a material misstatement of this other information, we are required to report that fact. We have nothing to report in this regard.

## Responsibilities of the Board of Directors and the President and CEO

The Board of Directors and the President and CEO are responsible for the preparation of the annual accounts and consolidated accounts and that they give a fair presentation in accordance with the Annual Accounts Act and, concerning the consolidated accounts, in accordance with IFRS as adopted by the EU. The Board of Directors and President and CEO are also responsible for such internal control as they determine is necessary to enable the preparation of annual accounts and consolidated accounts that are free from material misstatement, whether due to fraud or error.

In preparing the annual accounts and consolidated accounts, The Board of Directors and the President and CEO are responsible for the assessment of the Company's and the Group's ability to continue as a going concern. They disclose, as applicable, matters related to going concern and using the going concern basis of accounting. The going concern basis of accounting is however not applied if the Board of Directors and the President and CEO intends to liquidate the Company, to cease operations, or has no realistic alternative but to do so.

The Audit Committee shall, without prejudice to the Board of Directors' responsibilities and tasks in general, among other things oversee the Company's financial reporting process.

## Auditor's responsibility

Our objectives are to obtain reasonable assurance about whether the annual accounts and consolidated accounts as a whole are free from material misstatement, whether due to fraud or error, and to issue an auditor's report that includes our opinions. Reasonable assurance is a high level of assurance, but is not a guarantee that an audit conducted in accordance with ISA and generally accepted auditing standards in Sweden will always detect a material misstatement when it exists. Misstatements can arise from fraud or error and are considered material if, individually or in the aggregate, they could reasonably be expected to influence the economic decisions of users taken on the basis of these annual accounts and consolidated accounts.

As part of an audit in accordance with ISA, we exercise professional judgment and maintain professional skepticism throughout the audit. We also:

- Identify and assess the risks of material misstatement of the annual accounts and consolidated accounts, whether due to fraud or error, design and perform audit procedures responsive to those risks, and obtain audit evidence that is sufficient and appropriate to provide a basis for our opinions. The risk of not detecting a material misstatement resulting from fraud is higher than for one resulting from error, as fraud may involve collusion, forgery, intentional omissions, misrepresentations, or the override of internal control.
- Obtain an understanding of the Company's internal control relevant to our audit in order to design audit procedures that are appropriate in the circumstances, but not for the purpose of expressing an opinion on the effectiveness of the Company's internal control.
- Evaluate the appropriateness of accounting policies used and the reasonableness of accounting estimates and related disclosures made by the Board of Directors and the President and CEO.
- Conclude on the appropriateness of the Board of Directors' and the President and CEO's use of the going concern basis of accounting in preparing the annual accounts and consolidated accounts. We also draw a conclusion, based on the audit evidence obtained, as to whether any material uncertainty exists related to events or conditions that may cast significant doubt on the Company's and the Group's ability to continue as a going concern. If we conclude that a material uncertainty exists, we are required to draw attention in our auditor's report to the related disclosures in the annual accounts and consolidated accounts or, if such disclosures are inadequate, to modify our opinion about the annual accounts and consolidated accounts. Our conclusions are based on the audit evidence obtained up to the date of our auditor's report. However, future events or conditions may cause a company and a group to cease to continue as a going concern.
- Evaluate the overall presentation, structure and content of the annual accounts and consolidated accounts, including the disclosures, and whether the annual accounts and consolidated accounts represent the underlying transactions and events in a manner that achieves fair presentation.
- Obtain sufficient and appropriate audit evidence regarding the financial information of the entities or business activities within the Group to express an opinion on the consolidated accounts. We are responsible for the direction, supervision and performance of the group audit. We remain solely responsible for our opinions.

We must inform the Board of Directors of, among other matters, the planned scope and timing of the audit. We must also inform of significant audit findings during our audit, including any significant deficiencies in internal control that we identified.

We must also provide the Board of Directors with a statement that we have complied with relevant ethical requirements regarding independence, and to communicate with them all relationships and other matters that may reasonably be thought to bear on our independence, and where applicable, actions taken to eliminate threats or related safeguards applied.

From the matters communicated with the Board of Directors, we determine those matters that were of most significance in the audit of the annual accounts and consolidated accounts, including the most important assessed risks for material misstatement, and are therefore the key audit matters. We describe these matters in the auditor's report unless law or regulation precludes disclosure about the matter.



## REPORT ON OTHER LEGAL AND REGULATORY REQUIREMENTS

### Report on the audit of the administration and the proposed appropriations of the Company's profit or loss

#### Opinions

In addition to our audit of the annual accounts and consolidated accounts, we have also audited the administration of the Board of Directors and the President and CEO of Securitas AB (publ) for the year 2022 and the proposed appropriations of the Company's profit or loss.

We recommend to the general meeting of shareholders that the profit be appropriated in accordance with the proposal in the statutory administration report and that the members of the Board of Directors and the President and CEO be discharged from liability for the financial year.

#### Basis for opinions

We conducted the audit in accordance with generally accepted auditing standards in Sweden. Our responsibilities under those standards are further described in the Auditor's Responsibilities section. We are independent of the Parent company and the Group in accordance with professional ethics for accountants in Sweden and have otherwise fulfilled our ethical responsibilities in accordance with these requirements.

We believe that the audit evidence we have obtained is sufficient and appropriate to provide a basis for our opinions.

#### Responsibilities of the Board of Directors and the President and CEO

The Board of Directors is responsible for the proposal for appropriations of the Company's profit or loss. At the proposal of a dividend, this includes an assessment of whether the dividend is justifiable considering the requirements which the Company's and the Group's type of operations, size and risks place on the size of the Parent company's and the Group's equity, consolidation requirements, liquidity and position in general.

The Board of Directors is responsible for the Company's organization and the administration of the Company's affairs. This includes among other things continuous assessment of the Company's and the Group's financial situation and ensuring that the Company's organization is designed so that the accounting, management of assets and the Company's financial affairs otherwise are controlled in a reassuring manner. The President and CEO shall manage the ongoing administration according to the Board of Directors' guidelines and instructions and among other matters take measures that are necessary to fulfill the Company's accounting in accordance with law and handle the management of assets in a reassuring manner.

#### Auditor's responsibility

Our objective concerning the audit of the administration, and thereby our opinion about discharge from liability, is to obtain audit evidence to assess with a reasonable degree of assurance whether any member of the Board of Directors or President and CEO in any material respect:

- has undertaken any action or been guilty of any omission which can give rise to liability to the Company, or
- in any other way has acted in contravention of the Companies Act, the Annual Accounts Act or the Articles of Association.

Our objective concerning the audit of the proposed appropriations of the Company's profit or loss, and thereby our opinion about this, is to assess with reasonable degree of assurance whether the proposal is in accordance with the Companies Act.

Reasonable assurance is a high level of assurance, but is not a guarantee that an audit conducted in accordance with generally accepted auditing standards in Sweden will always detect actions or omissions that can give rise to liability to the Company, or that the proposed appropriations of the Company's profit or loss are not in accordance with the Companies Act.

As part of an audit in accordance with generally accepted auditing standards in Sweden, we exercise professional judgment and maintain professional skepticism throughout the audit. The examination of the administration and the proposed appropriations of the Company's profit or loss is based primarily on the audit of the accounts. Additional audit procedures performed are based on our professional judgment with starting point in risk and materiality. This means that we focus the examination on such actions, areas and relationships that are material for the operations and where deviations and violations would have particular importance for the Company's situation. We examine and test decisions undertaken, support for decisions, actions taken and other circumstances that are relevant to our opinion concerning discharge from liability. As a basis for our opinion on the Board of Directors' proposed appropriations of the Company's profit or loss we examined the Board of Directors' reasoned statement and a selection of supporting evidence in order to be able to assess whether the proposal is in accordance with the Companies Act.



## The auditor's examination of the ESEF report

### Opinion

In addition to our audit of the annual accounts and consolidated accounts, we have also examined that the Board of Directors and the President and CEO have prepared the annual accounts and consolidated accounts in a format that enables uniform electronic reporting (the ESEF report) pursuant to Chapter 16, Section 4(a) of the Swedish Securities Market Act (2007:528) for Securitas AB (publ) for the financial year 2022.

Our examination and our opinion relate only to the statutory requirements.

In our opinion, the ESEF report has been prepared in a format that, in all material respects, enables uniform electronic reporting.

### Basis for opinion

We have performed the examination in accordance with FAR's recommendation RevR 18 Examination of the ESEF report. Our responsibility under this recommendation is described in more detail in the Auditors' responsibility section. We are independent of Securitas AB (publ) in accordance with professional ethics for accountants in Sweden and have otherwise fulfilled our ethical responsibilities in accordance with these requirements.

We believe that the evidence we have obtained is sufficient and appropriate to provide a basis for our opinion.

### Responsibilities of the Board of Directors and the President and CEO

The Board of Directors and the President and CEO are responsible for the preparation of the ESEF report in accordance with Chapter 16, Section 4(a) of the Swedish Securities Market Act (2007:528), and for such internal control that the Board of Directors and the President and CEO determine is necessary to prepare the ESEF report without material misstatements, whether due to fraud or error.

### Auditor's responsibility

Our responsibility is to obtain reasonable assurance whether the ESEF report is in all material respects prepared in a format that meets the requirements of Chapter 16, Section 4(a) of the Swedish Securities Market Act (2007:528), based on the procedures performed.

RevR 18 requires us to plan and execute procedures to achieve reasonable assurance that the ESEF report is prepared in a format that meets these requirements.

Reasonable assurance is a high level of assurance, but it is not a guarantee that an engagement carried out according to RevR 18 and generally accepted auditing standards in Sweden will always detect a material misstatement when it exists. Misstatements can arise from fraud or error and are considered material if, individually or in aggregate, they could reasonably be expected to influence the economic decisions of users taken on the basis of the ESEF report.

The audit firm applies ISQC1 Quality Control for Firms that Perform Audits and Reviews of Financial Statements, and other Assurance and Related Services Engagements and accordingly maintains a comprehensive system of quality control, including documented policies and procedures regarding compliance with professional ethical requirements, professional standards and legal and regulatory requirements.

The examination involves obtaining evidence, through various procedures, that the ESEF report has been prepared in a format that enables uniform electronic reporting of the annual and consolidated accounts. The procedures selected depend on the auditor's judgment, including the assessment of the risks of material misstatement in the report, whether due to fraud or error. In carrying out this risk assessment, and in order to design audit procedures that are appropriate in the circumstances, the auditor considers those elements of internal control that are relevant to the preparation of the ESEF report by the Board of Directors and the President and CEO, but not for the purpose of expressing an opinion on the effectiveness of those internal controls. The examination also includes an evaluation of the appropriateness and reasonableness of assumptions made by the Board of Directors and the President and CEO.

The procedures mainly include a validation of the ESEF report and that it is prepared in a valid XHTML format, and a reconciliation that the ESEF report is consistent with the audited annual accounts and consolidated accounts.

Furthermore, the procedures also include an assessment of whether the Group's consolidated income statement, balance sheet, statement of changes in shareholder's equity, statement of cash flow and notes in the ESEF report have been marked with iXBRL in accordance with the ESEF Regulation.

Ernst & Young AB, with Rickard Andersson as auditor in charge, Hamngatan 26, 111 47 Stockholm, was appointed auditor of Securitas AB (publ) by the general meeting of the shareholders on May 5, 2022 and has been the Company's auditor since May 5, 2021.

Stockholm March 30, 2023  
Ernst & Young AB

Rickard Andersson  
Authorized Public Accountant



Quarterly data

135

## Quarterly data

### Statement of income 2022<sup>1</sup>

MSEK	Q1 2022	Q2 2022	Q3 2022	Q4 2022
Sales	28 453	30 389	32 531	33 571
Sales, acquired business	145	146	3 482	4 520
<b>Total sales</b>	<b>28 598</b>	<b>30 535</b>	<b>36 013</b>	<b>38 091</b>
<i>Organic sales growth, %</i>	<i>4</i>	<i>6</i>	<i>7</i>	<i>9</i>
Production expenses	-23 445	-24 845	-28 646	-30 188
<b>Gross income</b>	<b>5 153</b>	<b>5 690</b>	<b>7 367</b>	<b>7 903</b>
Selling and administrative expenses	-3 722	-3 955	-5 065	-5 440
Other operating income	12	12	14	14
Share in income of associated companies	9	13	14	14
<b>Operating income before amortization</b>	<b>1 452</b>	<b>1 760</b>	<b>2 330</b>	<b>2 491</b>
<i>Operating margin, %</i>	<i>5.1</i>	<i>5.8</i>	<i>6.5</i>	<i>6.5</i>
Amortization of acquisition-related intangible assets	-61	-61	-137	-155
Acquisition-related costs	-10	-15	-20	-4
Items affecting comparability	-134	-226	-414	-312
<b>Operating income after amortization</b>	<b>1 247</b>	<b>1 458</b>	<b>1 759</b>	<b>2 020</b>
Financial income and expenses	-95	-61	-266	-336
<b>Income before taxes</b>	<b>1 152</b>	<b>1 397</b>	<b>1 493</b>	<b>1 684</b>
<i>Net margin, %</i>	<i>4.0</i>	<i>4.6</i>	<i>4.1</i>	<i>4.4</i>
Current taxes	-302	-418	-409	-169
Deferred taxes	-9	41	-3	-141
<b>Net income for the period</b>	<b>841</b>	<b>1 020</b>	<b>1 081</b>	<b>1 374</b>
<b>Whereof attributable to:</b>				
Equity holders of the Parent Company	839	1 019	1 079	1 373
Non-controlling interests	2	1	2	1
Earnings per share before and after dilution (SEK) <sup>2</sup>	1.91	2.32	2.46	2.47
Earnings per share before and after dilution and before items affecting comparability (SEK) <sup>2</sup>	2.14	2.77	3.24	2.63

### Statement of cash flow 2022<sup>1</sup>

MSEK	Q1 2022	Q2 2022	Q3 2022	Q4 2022
<b>Operating income before amortization</b>	<b>1 452</b>	<b>1 760</b>	<b>2 330</b>	<b>2 491</b>
Investments in non-current tangible and intangible assets	-727	-861	-968	-1 011
Reversal of depreciation	684	710	851	875
Change in accounts receivable	-448	-873	185	-807
Change in other operating capital employed	-1 090	191	449	527
<b>Cash flow from operating activities</b>	<b>-129</b>	<b>927</b>	<b>2 847</b>	<b>2 075</b>
<i>Cash flow from operating activities, %</i>	<i>-9</i>	<i>53</i>	<i>122</i>	<i>83</i>
Financial income and expenses paid	-236	-37	-141	-243
Current taxes paid	-322	-394	-268	-657
<b>Free cash flow</b>	<b>-687</b>	<b>496</b>	<b>2 438</b>	<b>1 175</b>
<i>Free cash flow, %</i>	<i>-6.5</i>	<i>39</i>	<i>147</i>	<i>59</i>
Cash flow from investing activities, acquisitions and divestitures	-7	-31	-32 267	31
Cash flow from items affecting comparability	-267	-241	-297	-366
Cash flow from financing activities	-197	-646	32 401	-165
<b>Cash flow for the period</b>	<b>-1 158</b>	<b>-422</b>	<b>2 275</b>	<b>675</b>

### Capital employed and financing 2022<sup>1</sup>

MSEK	March 31, 2022	June 30, 2022	September 30, 2022	December 31, 2022
<b>Operating capital employed</b>	<b>12 177</b>	<b>14 050</b>	<b>19 193</b>	<b>18 377</b>
<i>Operating capital employed as % of sales</i>	<i>11</i>	<i>12</i>	<i>14</i>	<i>13</i>
<i>Return on operating capital employed, %</i>	<i>48</i>	<i>47</i>	<i>42</i>	<i>49</i>
Goodwill	23 877	25 832	51 935	51 021
Acquisition-related intangible assets	1 708	1 801	7 601	7 180
Shares in associated companies	351	378	417	394
<b>Capital employed</b>	<b>38 113</b>	<b>42 061</b>	<b>79 146</b>	<b>76 972</b>
<i>Return on capital employed, %</i>	<i>14</i>	<i>13</i>	<i>8</i>	<i>9</i>
<b>Net debt</b>	<b>-16 059</b>	<b>-18 409</b>	<b>-52 113</b>	<b>-40 534</b>
<b>Shareholders' equity</b>	<b>22 054</b>	<b>23 652</b>	<b>27 033</b>	<b>36 438</b>
Net debt equity ratio, multiple	0.73	0.78	1.93	1.11

<sup>1</sup>For definitions and calculation of key ratios refer to note 3.

<sup>2</sup>Number of shares outstanding have been adjusted for the rights issue completed on October 11, 2022.



## Statement of income 2021<sup>1</sup>

MSEK	Q1 2021	Q2 2021	Q3 2021	Q4 2021
Sales	25 533	26 210	27 027	27 768
Sales, acquired business	281	289	311	281
<b>Total sales</b>	<b>25 814</b>	<b>26 499</b>	<b>27 338</b>	<b>28 049</b>
<i>Organic sales growth, %</i>	0	8	4	4
Production expenses	-21 192	-21 671	-22 263	-22 729
<b>Gross income</b>	<b>4 622</b>	<b>4 828</b>	<b>5 075</b>	<b>5 320</b>
Selling and administrative expenses	-3 384	-3 377	-3 491	-3 701
Other operating income	10	11	10	12
Share in income of associated companies	8	9	11	15
<b>Operating income before amortization</b>	<b>1 256</b>	<b>1 471</b>	<b>1 605</b>	<b>1 646</b>
<i>Operating margin, %</i>	4.9	5.6	5.9	5.9
Amortization of acquisition-related intangible assets	-65	-63	-63	-99
Acquisition-related costs	-29	-13	-31	-49
Items affecting comparability	-136	-259	-120	-356
<b>Operating income after amortization</b>	<b>1 026</b>	<b>1 136</b>	<b>1 391</b>	<b>1 142</b>
Financial income and expenses	-94	-91	-96	-83
<b>Income before taxes</b>	<b>932</b>	<b>1 045</b>	<b>1 295</b>	<b>1 059</b>
<i>Net margin, %</i>	3.6	3.9	4.7	3.8
Current taxes	-295	-281	-409	-404
Deferred taxes	43	-1	60	90
<b>Net income for the period</b>	<b>680</b>	<b>763</b>	<b>946</b>	<b>745</b>
<b>Whereof attributable to:</b>				
Equity holders of the Parent Company	679	763	944	747
Non-controlling interests	1	0	2	-2
Earnings per share before and after dilution (SEK) <sup>2</sup>	1.55	1.74	2.15	1.70
Earnings per share before and after dilution and before items affecting comparability (SEK) <sup>2</sup>	1.76	2.19	2.34	2.37

## Statement of cash flow 2021<sup>1</sup>

MSEK	Q1 2021	Q2 2021	Q3 2021	Q4 2021
<b>Operating income before amortization</b>	<b>1 256</b>	<b>1 471</b>	<b>1 605</b>	<b>1 646</b>
Investments in non-current tangible and intangible assets	-638	-675	-653	-858
Reversal of depreciation	643	637	656	768
Change in accounts receivable	140	-380	-105	462
Change in other operating capital employed	-118	-123	-300	142
<b>Cash flow from operating activities</b>	<b>1 283</b>	<b>930</b>	<b>1 203</b>	<b>2 160</b>
<i>Cash flow from operating activities, %</i>	102	63	75	131
Financial income and expenses paid	-242	-16	-19	-35
Current taxes paid	-245	-537	-114	-369
<b>Free cash flow</b>	<b>796</b>	<b>377</b>	<b>1 070</b>	<b>1 756</b>
<i>Free cash flow, %</i>	92	34	97	152
Cash flow from investing activities, acquisitions and divestitures	-179	-116	-838	-233
Cash flow from items affecting comparability	-170	-241	-157	-34
Cash flow from financing activities	225	-1 257	-287	-616
<b>Cash flow for the period</b>	<b>672</b>	<b>-1 237</b>	<b>-212</b>	<b>873</b>

## Capital employed and financing 2021<sup>1</sup>

MSEK	March 31, 2021	June 30, 2021	September 30, 2021	December 31, 2021
<b>Operating capital employed</b>	<b>9 408</b>	<b>9 843</b>	<b>10 069</b>	<b>9 908</b>
<i>Operating capital employed as % of sales</i>	9	9	9	9
<i>Return on operating capital employed, %</i>	47	48	51	54
Goodwill	22 378	21 974	22 802	23 373
Acquisition-related intangible assets	1 646	1 583	1 762	1 732
Shares in associated companies	329	318	328	338
<b>Capital employed</b>	<b>33 761</b>	<b>33 718</b>	<b>34 961</b>	<b>35 351</b>
<i>Return on capital employed, %</i>	13	13	14	14
<b>Net debt</b>	<b>-14 502</b>	<b>-15 618</b>	<b>-15 612</b>	<b>-14 551</b>
<b>Shareholders' equity</b>	<b>19 259</b>	<b>18 100</b>	<b>19 349</b>	<b>20 800</b>
Net debt equity ratio, multiple	0.75	0.86	0.81	0.70

<sup>1</sup> For definitions and calculation of key ratios refer to note 3.

<sup>2</sup> Number of shares outstanding have been adjusted for the rights issue completed on October 11, 2022.





# Sustainability notes

## About this report

This report has been prepared in accordance with the Global Reporting Initiative (GRI) Universal Standards for the period January 1 – December 31, 2022. The report also highlights how our priorities reflect the Ten Principles of the UN Global Compact with respect to labor and human rights, the environment and anti-corruption. The 2021 sustainability report was published on March 25, 2022. We aim to publish a report on an annual basis. Unless otherwise noted, the report pertains to the 2022 calendar year and encompasses all companies within the Securitas Group, except the Stanley Security and Stanley Healthcare entities that were acquired in July 2022 and the entities that were divested in 2022. Wherever possible, the baseline for the report data is 2021. Information in compliance with the Swedish legal requirements on sustainability reporting is found on pages 5, 6-11 and 138-155. Securitas' business model is found on page 11. For more information, contact: Cecilia Alenius, Group Sustainability Officer, cecilia.alenius@securitas.com

## Stakeholder dialogs

We meet many of our stakeholders regularly in our daily work, and our aim is to be a responsible, honest and transparent company. Securitas encourages an open and proactive dialog with those affected by our operations, in order to better understand their expectations and to identify areas that we can do to develop further. Our main stakeholders are identified based on the impact they might have on our business as well as on their interests and potential influence on Securitas. They are listed below together with a description of how we engage with them.

STAKEHOLDER GROUP	METHOD OF DIALOG	IMPORTANT TOPICS	HOW WE RESPOND
<b>Clients</b> Each client has specific needs, and we gain deep understanding of their requirements through an open dialog, extensive analysis, and an agile approach. Our client-centric mindset also emphasizes a shared view on sustainable business conduct.	We are engaged in a constant dialog with our clients through daily interaction and regular meetings. Our Client Excellence Platform improves efficiency, both for our managers and for our clients. We also continue to share best practices and initiatives. A specialized organization handles Securitas' global clients, that is, clients that we work with on multiple markets in different countries.	<ul style="list-style-type: none"> <li>• We combine the client knowledge at the local level with the expertise from specialized teams when designing our solutions of protective services</li> <li>• Global consistency in service delivery and the capability to scale from local to global solutions</li> <li>• Strong values and compliant business</li> <li>• Occupational health and safety</li> <li>• Diversity and inclusion</li> <li>• Environment</li> <li>• Training and skills development</li> </ul>	The combination of in-depth client knowledge, specialist competence and access to our global knowledge enables us to build unparalleled client relationships, with constant and continuous communication as the base. We always strive to communicate in a clear and transparent way, to meet our clients' requirements on us a sustainable supplier, and we work together with clients to find good solutions, e.g. in the areas of health and safety and diversity and inclusion.
<b>Employees and employee representatives</b> Our 358 000 skilled and engaged employees in 44 countries around the world represent the company every day. Each employee is an ambassador for our brand and reputation.	Securitas' managers and employees at different levels are engaged in an ongoing daily dialog. Collaboration tools like Office 365 and Workplace by Meta are important tools that facilitate the communication. Securitas also values a proactive and open dialog with employee representatives, local unions, UNI Global Union (UNI) and the European Works Council (EWC).	<ul style="list-style-type: none"> <li>• Values and ethics</li> <li>• Fair wages and terms of employment</li> <li>• Health and safety</li> <li>• Diversity and inclusion</li> <li>• Recruitment and onboarding</li> <li>• Training and skills development</li> <li>• Talent management</li> <li>• Data privacy</li> </ul>	Securitas is a people company, and we are constantly working to attract, retain and develop our employees. To be perceived as a preferred and reliable employer we must have solid human resources processes. Securitas' purpose – We help make your world a safer place – articulates what we do and serves as a guide for our employees in their daily work. Proactive relationships and a constructive dialog with employees, employee representatives, local unions and global union associations are important to us.
<b>Shareholders</b> Securing a long-term development of our business requires an active dialog with our shareholders and investors.	The Annual General Meeting is the company's highest decision-making body and a forum for all shareholders to exercise their influence. We also publish interim reports and other continuous financial information, organize Investor Days, and organize other investor and analyst meetings, roadshows and conferences.	<ul style="list-style-type: none"> <li>• How Securitas is leading the transformation of the security industry</li> <li>• How to manage the challenges related to the transformation to intelligent data-driven security solutions</li> <li>• Maintaining long-term, stable, profitable, and sustainable operations</li> </ul>	Securitas provides data that support our strategy as well as information about how the transformation of the services we offer affects our financial results. We show that our position as an industry leader, also when it comes to sustainability, gives us a strong competitive advantage.



STAKEHOLDER GROUP	METHOD OF DIALOG	IMPORTANT TOPICS	HOW WE RESPOND
<p><b>Society</b> The base for a functioning community is safety and Securitas plays an important role in society by providing security and safety. We engage actively with the local communities where we operate.</p>	<p>Securitas has different important roles on the communities where we operate – we are a large employer, a trusted partner to our clients and a provider of safety to society. A constant dialog with the various stakeholders is key.</p>	<ul style="list-style-type: none"> <li>• Creating work opportunities</li> <li>• Equal opportunities for men and women, ethnic and religious minorities, individuals with disabilities, etc.</li> <li>• Cooperation with different stakeholders to contribute to increased security and safety in local communities</li> </ul>	<p>Securitas provides security in a responsible way, protecting workplaces, public areas, and infrastructure. We provide many people with jobs, and often offer the first step into the work market. We also aim to be engaged in the local communities, for example, by actively participating in various local projects.</p>
<p><b>Suppliers</b> Securitas has many suppliers in its operations, and it is essential to us that our suppliers follow our requirements concerning working conditions, diversity, equal opportunity, human rights, business ethics, and other areas that are core to us as a sustainable and compliant company.</p>	<p>The main forum is the ongoing dialog between our suppliers and Securitas representatives on all levels but also through for example, our Business Partner Code of Conduct.</p>	<ul style="list-style-type: none"> <li>• Requirement to comply with Securitas' Business Partner Code of Conduct</li> <li>• Compliance with our anti-bribery and anti-corruption policy</li> <li>• Quality of procured goods and services</li> <li>• Contract commitment and fulfillment of deliveries</li> </ul>	<p>We provide our suppliers with information regarding Securitas' Business Partner Code of Conduct and include compliance with the Code of Conduct in our supplier contracts. We also have specific guidelines and standards for suppliers and conduct supplier risk assessments and audits when required.</p>
<p><b>Industry organizations</b> Securitas is using our position as one of the largest companies in the security industry to drive issues such as raising the standards and levels of professionalism in the industry.</p>	<p>Securitas is a member of various local and global industry organizations, such as the International Security Ligue, the American Society of Industrial Security (ASIS) and the National Association of Security Companies in the US. Meetings are conducted regularly.</p>	<ul style="list-style-type: none"> <li>• Status of frontline security employees and the profession</li> <li>• Remuneration issues</li> <li>• Employee skills development</li> <li>• Occupational health and safety</li> <li>• Regulatory issues</li> <li>• Terms for values and ethics in the international security industry</li> </ul>	<p>We assume an active role in industry organizations, especially in markets where we have a leading position. We work to increase industry regulation to improve the status of the security profession, raise industry wage levels and intensify skills development efforts.</p>
<p><b>Policy makers and authorities</b> Securitas cooperates closely with authorities in all countries where we operate – both to improve our business conditions and to explore new business opportunities.</p>	<p>Securitas maintains a continuous dialog with authorities and policymakers at the local, national, and international level.</p>	<ul style="list-style-type: none"> <li>• Laws and regulations concerning the security industry</li> <li>• Possibilities to expand assignments to ensure a safer society</li> </ul>	<p>Securitas works to improve the business conditions in the security industry.</p>



## Materiality analysis

Material issues are topics that have a substantial influence on the stakeholders' perception of our performance and impact our ability to create and sustain value. They indicate Securitas' most significant economic, environmental, and social impacts. Materiality determines when an issue becomes important enough to be included in the business strategy and the way we manage and report on non-financial issues. Securitas' main impact on society is contributing to making them safer. The issues that we have defined as material are vital to our ability to contribute to safer societies, and we consider social conditions to be included in the areas personnel and respect for human rights.

Our process for identifying materiality provides a future focus for our sustainability work and helps us analyze our impact across the value chain. It provides us with deeper insights into stakeholders' expectations on Securitas, how we should develop our sustainability agenda and how our stakeholders perceive the outcome of our progress and strategy. Positive and negative impacts that Securitas has across the entire value chain is also shown in the Net impact model on page 11.

In 2022, we conducted interviews with select stakeholder groups, including union representatives and investors, to complement the information we received from the 2021 stakeholder survey. Based on their potential impacts on the economy, environment and people we create a list of topics that are included in the materiality analysis. From the gross list, six topics have been identified as material. Topics that are important but not considered material include political contributions and lobbying activities, local community involvement and sustainable risk management.

The interviews focused on Securitas' sustainability strategy and confirmed that the following areas are prioritized for us to work with, measure and follow up on, thereby constituting our material topics:

- Decent working conditions
- Diversity and equal opportunity
- Health and safety
- Capacity building
- Environment
- Compliant business practices

### Our material topics

Material aspect for Securitas	GRI Topic
Anti-corruption	205 Anti-corruption
Environment	305 Emissions
Talent training and retention	401 Employment
Occupational health and safety	403 Occupational health and safety
Labor practices, non-discrimination and human rights	404 Training and education 405 Diversity and equal opportunity
Client relations	418 Client privacy

## Sustainability governance

The Board of Directors decides on Securitas' sustainability strategy and policies together with the President and CEO of Securitas AB, who has ultimate responsibility for the realization of the Group's sustainability work. The Group has an Ethics and Sustainability Board, which establishes the principles for the Group's sustainability work and follows up cases of alleged non-compliance with Securitas' Values and Ethics Code. The board meets regularly and comprises the Group's President and CEO, SVP General Counsel, SVP Group Communications and People, Chief Business Ethics Compli-

ance Officer, and Group Sustainability Officer. In 2022, we also formed a Sustainability Council. The council consists of two parts. At the top level is the Executive Board, with the divisional presidents and function heads as members and the Group's President and CEO as chairman. The Executive Board is supported by the sustainability leaders from each division/function. The Sustainability Council executes on Securitas' sustainability strategy, follows up and advice on progress of ongoing sustainability initiatives to achieve the agreed sustainability targets, and ensures that the sustainability activities contribute to business value. The Sustainability Council meets quarterly.

Our system for managing our work related to environmental, social and governance areas comprises six key components:

1. **Securitas' Values and Ethics Code:** One of the company's most important policies, Securitas' Values and Ethics Code stipulates the basic principles that Securitas expects its employees and business partners to always follow.
2. **Employee training:** All Securitas employees undergo training in Securitas' Values and Ethics Code. An in-depth training program is available in over 30 different languages, either as an e-learning course or a classroom training. Relevant employees also receive training in other core policies, such as the anti-bribery and anti-corruption policy.
3. **System for reporting non-compliance:** The Securitas Integrity Line is a Group system used for reporting cases of non-compliance with Securitas' Values and Ethics Code. All employees are encouraged and expected to report any cases of non-compliance, with the assurance that the reporter will not be subjected to any negative consequences. Also external parties can file reports in the system.
4. **Risk management:** Securitas' enterprise risk management process includes deciding on the Group's major risk focus areas for the coming years. These are risks that Securitas' Group Management assigns special focus, including regular follow up. Among the major risks are non-compliance in the business ethics area, not being able to increase diversity and inclusion, and not being able to meet environmental targets.
5. **Monitoring:** To meet the demands of clients and other stakeholders with respect to increased transparency and communication, Securitas AB publishes a sustainability report that follows the Global Reporting Initiative (GRI) Universal Standards. KPIs are tracked and followed up on a regular basis.
6. **Group Sustainability Officer:** The Group Sustainability Officer leads the Group's ongoing sustainability work and, in addition to following the regular reporting line, also reports to the Board of Directors' Audit Committee. Responsibilities include coordination of sustainability activities across the Group, which involves working closely together with other core functions. Other responsibilities include stakeholder engagement on sustainability issues and supporting the business in sustainability matters.

## Supply chain

We must ensure that our suppliers live up to our requirements and that they comply with Securitas' Business Partner Code of Conduct. The Code of Conduct outlines the minimum standards for human rights, working conditions, health and safety, business ethics, environmental sustainability and compliance with laws and regulations that Securitas requires its business partners to comply with when doing business with us.

While selecting, assessing, and monitoring suppliers, we also evaluate whether the supplier has established a selection procedure, and conducted risk assessments of its own suppliers. We have a supplier risk management operating model and workflow and are including third party risk assessment in our GRC (governance, risk, and compliance) system. By being clear about



our expectations and processes we not only lower risks, but we also build strong, long-lasting partnerships with our suppliers.

The Securitas supplier diversity program in the US covers tier one and tier two vendors and provides diverse suppliers the chance to participate in our supply chain. The program aims to enhance of the communities we serve by proactively sourcing goods and services from diverse suppliers when possible as it offers opportunities for firms that may not typically be considered due to size, status or competitiveness. The commitment to supplier diversity is integral to the sourcing and procurement processes and aims at developing mutually beneficial business relationships with diverse organizations. Securitas adheres to all federal and state regulations promoting diverse supplier utilization in the US and is a corporate member of Women's Business Enterprise National Council.

### Memberships and engagements in organizations

Securitas is a member in the following industry organizations:

- International Security Ligue
- Aviation Security Services Association International (ASSA-I)
- ASIS International
- Confederation of European Security Services (CoESS)
- National organizations for security companies in most countries where we operate, such as the National Association of Security Companies (US), Bundesverband der Sicherheitswirtschaft (Germany), the British Security Industry Association, Cámara Argentina de Empresas de Seguridad e Investigación (Argentina), and the Australian Security Industry Association Ltd (Australia).

### International commitments

- UN Global Compact
- International Security Ligue's Code of Conduct and Ethics

### Sustainability indexes

- FTSE4Good Index Series
- STOXX Global ESG Leaders

### Sustainability ratings (main)

- Net Impact(Upright Project)
- MSCI
- Sustainalytics

### Supplier rating systems and reporting

- EcoVadis
- Sedex
- CDP

### Management approach

#### Anti-corruption

Securitas has operations in 44 countries all over the world and acting with integrity and ensuring we take an active stand against corruption are prioritized issues. Certain markets are more challenging than others in this regard for example, countries with a low score in Transparency International's Corruption Perceptions Index, but this does not mean that we do not actively monitor lower-risk countries.

Securitas' Values and Ethics Code and the Securitas anti-bribery and anti-corruption policy set out minimum requirements that ensure compliance with applicable local and extraterritorial laws. The anti-bribery and anti-corruption policy also sets out the principle of zero tolerance for any corrupt practices, with clear definitions, requirements for risk assessment,

guidance regarding third party relationships, training, and follow-up. In the policy, corruption is defined as any act or inaction that is intended to grant, offer, or promise improper benefits or anything of value to induce the abuse of someone's entrusted power for illegitimate individual or group benefit or advantage. Corruption also includes accepting any such benefits. Local entities are asked to create their own detailed policies and procedures for gifts and entertainment to ensure that rules are clear to all employees.

The business ethics compliance function is a Group function whose scope is anti-bribery and anti-corruption, fair competition and anti-trust, and data privacy risks, as well as the Group's whistleblower system and supply chain risk management framework. The compliance program outlining all relevant risks and control objectives and activities to be undertaken by the business has been updated and strengthened. On-site workshops are being carried out in all countries to build awareness, assess risks and controls, and agree on action plans to close identified gaps.

Non-compliance with Securitas' Values and Ethics Code and other key policies is considered an operational risk, and as such, is part of the Group's enterprise risk management process (ERM). ERM is an integral component of Securitas' operations, and risk awareness is part of the company culture. Risk assessments are conducted within the framework of the Securitas ERM process. Controls are performed on several levels within the organization and are established based on the process concerned.

A new e-learning on Anti-bribery and corruption, financial misconduct and conflict of interest was launched in August 2022. So far, 63 percent of the relevant managers and administrative staff have completed the course. Completion levels are followed closely in all divisions.

Securitas encourages all employees to report incidents of non-compliance with Securitas' Values and Ethics Code or any irregularities that they encounter in their work. This can be done through various channels, for example, the Group's Securitas Integrity Line reporting system, which is publicly available at [www.securitasintegrity.com](http://www.securitasintegrity.com). Also external parties, for example business partners, can report in Securitas Integrity Line.

### Environment

In June 2022, Securitas committed to set an environmental target according to the Science Based Target Initiative's (SBTi) methodology. We have reported our CO<sub>2</sub> emissions in scope 1, scope 2 and certain categories in scope 3 for many years through CDP. We are now collecting data on additional scope 3 categories and aim to have our targets validated by SBTi before the end of 2023. The security industry is not one of the larger emitters, but we still want to be part of the solution and contribute to make our world a more sustainable place.

The Securitas Group's environmental policy states that we should strive to continually reduce our climate impact, focusing primarily on the energy and transport areas. The policy sets limits for CO<sub>2</sub> emissions for new purchased or leased company vehicles, and we strive to follow the Rio Declaration's precautionary principle regarding threats of serious or irreversible environmental damage. The Group's operations do not require a permit under the Swedish Environmental Code.

### Talent training and retention

Employee training is a strategic priority for Securitas. To be able to meet our clients' increasing demands for a higher degree of security and more advanced security solutions, we must continually train and develop our employees and make the best use of the extensive experience and expertise that we have in the organization. As a result of expanding business areas within data-driven intelligent services, Securitas are employing people with new competencies and developing and empowering our existing employees



in new capacities. With our focus on innovation, we provide our employees with the tools they need to help our clients stay safe. Using technology efficiently requires both a wide set of skills and specialized capabilities.

Securitas has its own training centers in most countries of operation to ensure that the employees have the necessary competence to provide clients with high-quality security services. By improving the knowledge and skills of employees, we contribute to their professional growth and to a better understanding of the security profession. Empowering employees means a greater focus on training, skills, and opportunities for professional development. We also encourage people to take on responsibility early in their careers. We have started rolling out our new eNPS survey. The survey includes questions about diversity and inclusion and will form the base for an inclusion index.

In 2022, the average number of training hours per employee was 30.4.

#### Occupational health and safety

Securitas' Group Health and Safety policy sets out the framework for our H&S work. It is based on the ISO 45001 methodology, including risk assessments, training, reporting of all injuries and incidents, root-cause analysis, follow-ups, and clear responsibility. The health and safety – both physical and mental – of our people is a priority. We have a target to reduce the Group injury rate by five percent annually, but our most important health and safety work is preventing accidents and incidents from happening in the first place. Most of the sites where our frontline employees work are located in our clients' premises and we work closely together with the clients to mitigate H&S risks and hazards.

Securitas makes extensive efforts to ensure the health and safety of both our frontline employees and the individuals they must, from time to time, act against. Most of our frontline employees are trained in first-aid, CPR, and fire safety, but if threatening or dangerous situations occur, they are instructed to avoid confrontation and harm, and await the arrival of the emergency services. A minority of our frontline personnel carry weapons. Those who do have undergone specialist training and licensing requirements and are usually deployed on special assignments, for example, in a critical infrastructure facility such as an airport.

Frontline personnel receive appropriate training, instruction, and equipment for the assignment in question. We work actively with occupational health and safety issues in all countries. Our operations in 23 countries (52 percent) are OHSAS 18001/ISO45001 certified, and most countries have health and safety committees. We closely monitor the number of work-related injuries and work-related ill health.

Breaches can be reported through various channels, for example, the Group's Securitas Integrity Line reporting system.

#### Labor practices and human rights

Securitas is the employer of 358 000 skilled and engaged employees and offering good working conditions is key. Decent labor practices, the right to organize and human rights are all vital to Securitas, our employees, and our clients. We also want to be an attractive choice for potential and future employees.

We work in many different markets around the world and in all of them we prioritize fair wages and working conditions. Securitas' Values and Ethics Code together with other key policies ensure that the company maintains and promotes the highest ethical business standards, and we also use our

influence as one of the largest players in the industry in discussions with clients, unions, and industry associations.

Securitas has entered into framework agreements with UNI Global Union, the Swedish Transport Workers' Association, and the European Workers' Council in our European division. These agreements underline our joint commitment to universal principles concerning business conduct, as outlined by the UN Global Compact and ILO's core conventions. They have also been influential when it comes to determining our level of ambition. In countries where Securitas does not have collective bargaining agreements or union representation, we encourage other ways of maintaining an open dialog with our employees, including workplace meetings, employee ombudsmen, call centers and channels for reporting concerns, such as the Securitas Integrity Line.

As a leading player in the security market, it is important that we have sound processes in place to ensure we live up to all legal standards and follow local and regional legislation and regulations regarding, for example, wages, working hours, overtime, social security charges, human rights and taxation. To Securitas, human rights are closely linked to our people: sound working conditions, solid occupational health and safety processes, non-discrimination and good relations with unions and employee representatives. Our human rights due diligence work follows the principles in the UN Guiding Principles on Business and Human Rights, and the OECD Due diligence guidance for responsible business conduct. In addition, Securitas' local entities follow local legislation, such as the Corporate duty of vigilance law in France and the Transparency act in Norway. Securitas' Group human rights policy ensures, together with other key policies such as Securitas Values and Ethics Code and the Business partner Code of conduct, that all entities work actively with human rights risks. We are now working to strengthen our processes. The first step was to carry out risk assessments relating to our business activities, geographies, client sectors and the supply chain. In 2023, we will carry out due diligence activities in selected countries, based on the risk assessment.

Securitas does not employ or accept any form of child labor or forced labor. In the countries where the Group operates, there are regulations regarding who can work as a security guard or do other frontline security work, including age limits. Licenses for security officers are not given to people under the age of 18. An employee's age is also verified in as part of the recruitment processes. Securitas' UK operations comply with the disclosure obligations under the Modern Slavery Act 2015. Securitas requires its suppliers to comply with Securitas' Business Partner Code of Conduct, which includes non-acceptance of child labor and forced labor.

Human rights are included in the mandatory training in Securitas' Values and Ethics Code. Relevant employees in the organization will be receive more in-depth training. The Group's different reporting channels may be used for reporting also of non-compliance with human rights.

#### Diversity and inclusion

Securitas is a people business, and we must make sure we are using this resource responsibly. We have invested in initiatives and processes to support our people, including the creation of a Group-wide diversity, equity and inclusion (DE&I) strategy, which is reflected in our three-year DE&I divisional plans. To support this work, we also launched a mandatory e-learning course on inclusion and unconscious bias for all employees globally. These efforts continue to raise awareness about equitable treatment and offer strategies on how each and every one of us can support this important work.

During 2022, we began rolling out our new employee net promoter score (eNPS) survey and inclusion index, two key KPIs that we will follow to measure employee engagement and inclusion. Other activities include developing global recruitment guidelines, looking into the requirements for certain job roles and developing an employee promise.

We have set a target that the share of female managers at all levels should be over 20 percent by the end of 2025. In 2022, the share of female managers was 24 percent, on average. The current diversity target is focused on gender, but we are working to broaden it to more areas.

#### Client relations

Developing our intelligent security services offering will create significant opportunities but will also pose challenges and set high expectations to deliver these solutions responsibly. It is vital that we protect the data that we process on behalf of our clients. It is also essential that data is only shared and retained based on client approvals, in accordance with applicable laws and in a way that protects the privacy rights of individuals.

Many large corporations have strict requirements for the use of big data. It is important to be watchful and establish processes and practices to safeguard data privacy. At Securitas, we have policies, processes, and training programs in place for managing these concerns, developed in accordance with the General Data Protection Regulations (GDPR) as well as local laws and regulations.

At a minimum, we address the negative implications of these technological advances by complying with all relevant legislative requirements. In addition, our policies – including Securitas' Values and Ethics Code and purchasing guidelines – provide us with support in addressing these issues. Our emphasis on risk assessment processes enables us to analyze risks efficiently, including the implications of increasing digitization in the industry and society.

#### EU taxonomy regulation 2022

As Securitas AB is in scope of the EU Non-Financial Reporting Directive (NFRD) as a parent undertaking of a large group with more than 500 employees, the company is also in scope for the Taxonomy Regulation (Regulation (EU) 2020/852 of June 18, 2020, the EU Taxonomy Climate Delegated Act (EU) 2021/2139) and the EU Taxonomy Disclosures Delegated Act (EU) 2021/2178.

In 2021, Securitas AB made a thorough analysis of our economic activities and the reporting requirements according to the Taxonomy Regulation and specifically the requirements in the Article 8 disclosures Delegated Act. The analysis started with a review of the NACE codes and the equivalent Swedish SNI codes that define economic activities that are included in the Taxonomy regulation. The NACE codes relevant for Securitas are found under N80, Security and investigation activities, which are not included in the Taxonomy regulation. We made a similar analysis in 2022 that showed that Securitas did not have any capital expenditure and operating expenditure (0 percent) related to assets or processes associated with Taxonomy-eligible economic activities in the financial year 2022.

The analysis also shows that Securitas does not make any substantial contribution to at least one of the environmental objectives outlined in the Climate Delegated Act, we do no significant harm to any other environmental objective, and we comply with minimum social safeguards. This means that the share of Securitas AB's turnover, capital expenditure and operating expenditure that relate to the environmentally sustainable economic activities that align with the EU Taxonomy criteria defined in the Climate Delegated Act, is 0 percent. Securitas has followed the instructions in the EU Commission Delegated Regulation (EU) 2021/2178 regarding how to calculate the denominators for CapEx and OpEx. CapEx data is included in notes 18-22 on pages 102-105. OpEx data is included in note 20 (note 2) and note 21 on pages 103-104.

Economic activities	Codes	Absolute turnover	Proportion of turnover	Substantial contribution criteria						DNSH criteria						Minimum safeguards	Taxonomy-aligned proportion of turnover, 2021	Category (enabling activity)	Category (transitional activity)	
				Climate change mitigation	Climate change adaptation	Water and marine resources	Circular economy	Pollution	Biodiversity and ecosystems	Climate change mitigation	Climate change adaptation	Water and marine resources	Circular economy	Pollution	Biodiversity and ecosystems					
<b>A. Taxonomy-eligible activities</b>																				
A.1. Environmentally sustainable activities (Taxonomy-aligned)		0	0%	0%	0%	0%	0%	0%	0%	0%	N/A	N/A	N/A	N/A	N/A	N/A	0%	0%	N/A	N/A
Turnover of environmentally sustainable activities (Taxonomy-aligned activities) (A.1)		0	0%	0%	0%	0%	0%	0%	0%	0%	N/A	N/A	N/A	N/A	N/A	N/A	0%	0%	N/A	N/A
A.2 Taxonomy-eligible but not environmentally sustainable activities (not Taxonomy-aligned activities)		0	0%																	
Turnover of Taxonomy-eligible but not environmentally sustainable activities (not Taxonomy-aligned activities) (A.2)		0	0%														0%	0%	N/A	N/A
Total A.1 + A.2		0	0%														0%	0%	N/A	N/A
<b>B. Taxonomy non-eligible activities</b>																				
Turnover of Taxonomy-non-eligible activities (B)		133 237	100%																	
Total A + B		133 237	100%																	



Economic activities	Codes	Absolute CapEx	Proportion of CapEx	Substantial contribution criteria						DNSH criteria						Minimum safeguards	Taxonomy-aligned proportion of CapEx, 2021	Taxonomy-aligned proportion of CapEx, 2022	Category (enabling activity)	Category (transitional activity)	
				Climate change mitigation	Climate change adaptation	Water and marine resources	Circular economy	Pollution	Biodiversity and ecosystems	Climate change mitigation	Climate change adaptation	Water and marine resources	Circular economy	Pollution	Biodiversity and ecosystems						
<b>A. Taxonomy-eligible activities</b>																					
<b>A.1. Environmentally sustainable activities (Taxonomy-aligned)</b>																					
CapEx of environmentally sustainable activities (Taxonomy-aligned activities) (A.1)		0	0%	0%	0%	0%	0%	0%	0%	0%	N/A	N/A	N/A	N/A	N/A	N/A	N/A	0%	0%	N/A	N/A
A.2 Taxonomy-eligible but not environmentally sustainable activities (not Taxonomy-aligned activities)		0	0%																		
CapEx of Taxonomy-eligible but not environmentally sustainable activities (not Taxonomy-aligned activities) (A.2)		0	0%															0%	0%	N/A	N/A
<b>Total A.1 + A.2</b>		<b>0</b>	<b>0%</b>															<b>0%</b>	<b>0%</b>	<b>N/A</b>	<b>N/A</b>
<b>B. Taxonomy non-eligible activities</b>																					
CapEx of Taxonomy-non-eligible activities (B)		35 858	100%																		
<b>Total A + B</b>		<b>35 858</b>	<b>100%</b>																		

Economic activities	Codes	Absolute OpEx	Proportion of OpEx	Substantial contribution criteria						DNSH criteria						Minimum safeguards	Taxonomy-aligned proportion of OpEx, 2021	Taxonomy-aligned proportion of OpEx, 2022	Category (enabling activity)	Category (transitional activity)	
				Climate change mitigation	Climate change adaptation	Water and marine resources	Circular economy	Pollution	Biodiversity and ecosystems	Climate change mitigation	Climate change adaptation	Water and marine resources	Circular economy	Pollution	Biodiversity and ecosystems						
<b>A. Taxonomy-eligible activities</b>																					
<b>A.1. Environmentally sustainable activities (Taxonomy-aligned)</b>																					
OpEx of environmentally sustainable activities (Taxonomy-aligned activities) (A.1)		0	0%	0%	0%	0%	0%	0%	0%	0%	N/A	N/A	N/A	N/A	N/A	N/A	N/A	0%	0%	N/A	N/A
A.2 Taxonomy-eligible but not environmentally sustainable activities (not Taxonomy-aligned activities)		0	0%																		
OpEx of Taxonomy-eligible but not environmentally sustainable activities (not Taxonomy-aligned activities) (A.2)		0	0%															0%	0%	N/A	N/A
<b>Total A.1 + A.2</b>		<b>0</b>	<b>0%</b>															<b>0%</b>	<b>0%</b>	<b>N/A</b>	<b>N/A</b>
<b>B. Taxonomy non-eligible activities</b>																					
OpEx of Taxonomy-non-eligible activities (B)		369	100%																		
<b>Total A + B</b>		<b>369</b>	<b>100%</b>																		





### Sustainability risks

At the highest level, the Board considers where future strategic opportunities and risks lie and helps shape the corporate strategy. Balanced and focused risk management is necessary for the fulfillment of Securitas' strategies and the achievement of its corporate objectives.

Enterprise risk management is an integrated part of Securitas' operations, and risk awareness is part of the company culture. Risk assessment

is a dynamic process that aims to identify and analyze risks in relation to Securitas' objectives. It serves as the basis for implementing mitigating actions after considering the controls in place (reduce, transfer/share or accept the risk in question). Sustainability risks are handled in the same way. Our major sustainability risks are described below.

For more information on the Group's risk management process, see pages 44-46.

RISK AREA	DESCRIPTION	CONSEQUENCE	PREVENTIONS
<b>Working conditions</b>	Risk that labor practices, the right to organize, human rights and non-discrimination may not be respected.	Licenses to conduct security operations could be lost, which would lead to a loss of business, a negative financial impact and brand damage. It might also lead to difficulties in recruiting and retaining employees	Securitas has policies and sound processes in place to ensure we live up to all legal standards and comply with local and regional legislation and regulations. We have a global framework agreement with UNI Global Union and the Swedish Transport Workers' Association.
<b>Occupational health and safety</b>	Risk that employees may be injured, contaminated during pandemics, or even die due to inadequate health and safety processes and procedures.	Poor health and safety procedures that put our employees at risk can lead to reputational and brand damage, a loss of business and difficulties in recruiting and retaining employees.	Employees are trained continuously to ensure that they can perform their tasks safely and safety risks and hazards are assessed on a continuous basis, and injuries reported and followed up. Appropriate equipment must also be provided.
<b>Access to talent</b>	Risk that we will not be able to attract and retain the right talent to remain a leader in the development of the security industry.	Not being able to fulfill our clients' requirements could lead to a loss of business and market position, as well as a negative financial impact.	We must continuously improve our recruitment and onboarding processes, talent management and training, and use modern tools for sharing knowledge and best practices.
<b>Training</b>	Risk that our employees may not have the right competence for their assignments or for developing new services and the business.	Not meeting client demands on us as a provider of high-quality professional and sustainable security services could lead to lost client contracts and difficulties in recruiting and retaining employees.	Securitas has training centers in most countries and provides both basic and highly specialized training for employees at all levels, including skills that support the strategy of data-driven innovation and digitization.
<b>Securitas' Values and Ethics Code</b>	Risk that employees or business partners might not comply with Securitas' Values and Ethics Code and the company's core values.	Licenses could be lost, which would lead to a loss of business, a negative financial impact and brand damage. It might also lead to difficulties in recruiting and retaining employees.	Securitas has policies and sound processes in place to ensure we live up to all legal standards and comply with local and regional legislation and regulations. We have a global framework agreement with UNI Global Union and the Swedish Transport Workers' Association.



RISK AREA	DESCRIPTION	CONSEQUENCE	PREVENTIONS
<b>Ethical business standards</b>	Risk that employees or business partners may be involved in corruption, unfair competition, conflicts of interest and other non-ethical business behavior.	In a worst-case scenario, this type of non-ethical business behavior could lead to a major negative financial impact, a loss of business and reputational damage.	Securitas has a zero-tolerance policy against all forms of bribery and corruption. Without exception, all employees and business partners must comply with local laws and regulations as well as Securitas' Values and Ethics Code, the anti-bribery and anti-corruption policy, and other key policies.
<b>Protecting data</b>	Risk that our data may not be properly protected.	Inadequate protection of data could lead to reputational and brand damage, a loss of business and fines.	Data protection and privacy are important and thus protected through strong security, organizational and technical measures. Securitas complies with all relevant legal requirements related to the protection of data and has policies, processes, and training programs in place.
<b>Client relations</b>	Risk that we may not meet our clients' sustainability requirements.	An inability to comply with our clients' sustainability requirements could lead to a loss of business, a negative financial impact and brand damage.	We must have an in-depth understanding of our clients' needs and industry-specific requirements, and a business that is sustainable in all areas. Our emphasis on employee safety and fair labor practices ensures that we deliver high-quality services.
<b>Security practices</b>	Risk that employees could act in a way that is contrary to local laws, authority regulations, and Securitas' policies and human rights conventions.	Acting in a way that contravenes the law, policies and conventions, and in a worst-case scenario contributing to human rights violations, could lead to reputational and brand damage, a loss of business and difficulties in recruiting and retaining employees.	Securitas has policies and sound processes in place to ensure that we live up to all legal standards. We conduct risk assessments of the countries we operate in and of our clients, when necessary. As a signatory of UN Global Compact, Securitas commits to its Ten Principles.
<b>Environment</b>	Risk that our operations could cause environmental damage.	Not working to reduce our climate impact could lead to brand damage, a loss of clients and difficulties in recruiting and retaining employees.	Securitas continuously work to reduce the consumption of resources, emissions, and waste and to increase the pace, we have committed to setting a Science Based Target.
<b>Human rights</b>	Risk that we violate human rights (other than those included in other listed risks), through our operations or through our business relationships.	Not acting against human rights abuses could lead to damage to brand and reputation, loss of clients and difficulties in recruiting and retaining employees.	Securitas supports and respects the fundamental human rights set out in international declarations and guidelines, such as the United Nation's Universal Declaration of Human Rights and follow all local and international legislation. We seek to prevent or mitigate adverse human rights impacts thorough our own activities or through our business relationships.



## Securitas' net impact

In 2021, Securitas was rated for the first time according to the Upright Project's net impact method, reaching the highest rating of AAA (Prime). The net impact profile of a company aims to describe what value the company creates and with what costs. It shows the positive and negative impacts the core business of the company has on the surrounding world, that is, what resources the company uses but also what positive value is being created with them.

The Upright Project net impact model relies on AI-driven data and integration algorithms that consolidate information from millions of accumulated scientific and public sources. It provides a net impact by considering comprehensive costs and benefits within comparable industries in four broad dimensions of impact: society, creation and distribution of knowledge, physical and mental health of people, and environment. Each dimension

consists of 4–5 impact categories, such as jobs in the society dimension and GHG emission in the environment dimension.

The model considers all types of costs and gains, not only, for example, environmental costs or financial gains. Net impact is, therefore, a measure of net value creation of a company, especially as the model captures the entire value chain of a company, not just what happens inside the company or how it affects its immediate stakeholders, such as shareholders, clients, employees.

The overall aim of the model is to inform decision-making on resource allocation: how should humanity allocate its scarce capital, and environmental and human resources to maximize its wellbeing. This can be compared to more traditional ESG ratings, that look at how well a company manages its risks related to environmental sustainability, social issues, and corporate governance.

Securitas' result is explained more in detail on page 11.

## Key figures

### Number of employees per business segment<sup>1</sup>

	2022	% of total	2021	% of total	2020	% of total
Security Services North America	121 000	34	113 000	33	123 000	35
Security Services Europe	123 000	34	120 000	35	121 000	34
Security Services Ibero-America	59 000	17	59 000	17	61 000	17
Other	55 000	15	53 000	15	50 000	14
<b>Total</b>	<b>358 000</b>	<b>100</b>	<b>345 000</b>	<b>100</b>	<b>355 000</b>	<b>100</b>

<sup>1</sup> Includes India and Vietnam and the acquired STANLEY Security business, but not the divested businesses in Bosnia and Herzegovina and Morocco.

### Salaries and benefits per business segment<sup>1</sup>

MSEK	2022	% of total	2021	% of total	2020	% of total
Security Services North America	45 919	46	36 881	44	38 372	46
Security Services Europe	40 110	40	35 047	42	34 021	40
Security Services Ibero-America	11 161	11	9 394	11	9 743	12
Other	2 810	3	2 310	3	2 025	2
<b>Total</b>	<b>100 000</b>	<b>100</b>	<b>83 632</b>	<b>100</b>	<b>84 161</b>	<b>100</b>

<sup>1</sup> Does not include India and Vietnam, includes the acquired STANLEY Security business and the divested businesses in Bosnia and Herzegovina and Morocco.

### Gender distribution, average number of yearly employees

	2022			2021			2020		
	Men	Women	Total	Men	Women	Total	Men	Women	Total
Number of employees <sup>1</sup>	219 199	67 641	286 840	217 434	64 852	282 286	227 574	65 303	292 877
Percentage of employees	76	24	100	77	23	100	78	22	100

<sup>1</sup> Does not include India and Vietnam, includes the acquired STANLEY Security business and the divested businesses in Bosnia and Herzegovina and Morocco.

### Gender distribution, Board of Directors

	2022			2021			2020		
	Men	Women	Total	Men	Women	Total	Men	Women	Total
Number of Board members <sup>1</sup>	5	3	8	5	3	8	5	3	8
Percentage of Board members	62	38	100	62	38	100	62	38	100

<sup>1</sup> Excluding employee representatives.

### Share of employees covered by collective bargaining agreements, %

	2022	2021	2020
Share of employees covered by collective bargaining agreements	59	58	58

### Employee turnover, %

	2022	2021	2020
Employee turnover <sup>1</sup>	47	43	36

<sup>1</sup> Does not include India and Vietnam, includes the acquired STANLEY Security business and the divested businesses in Bosnia and Herzegovina and Morocco.

Employee turnover is calculated as terminations as a percentage of actual number of employees at the start of the period. Terminations include terminations due to employee and employer decision, but not due to client decision or retirement/death.

### New employees (number)

	2022	2021	2020
Actual number <sup>1</sup>	160 174	141 309	126 596
% of average number of yearly employees	56	50	43

<sup>1</sup> Does not include India and Vietnam, includes the acquired STANLEY Security business and the divested businesses in Bosnia and Herzegovina and Morocco.



## New employees – age group and gender in relation to total new employees, %

	2022			2021			2020		
	Men	Women	Total	Men	Women	Total	Men	Women	Total
Under 30 years	35	16	51	36	14	50	36	14	50
30–50 years	26	11	37	29	9	38	30	9	39
Over 50 years	9	3	12	9	3	12	9	2	11
<b>Total</b>	<b>70</b>	<b>30</b>	<b>100</b>	<b>74</b>	<b>26</b>	<b>100</b>	<b>75</b>	<b>25</b>	<b>100</b>

## Share of employees with full-time and part-time employment, respectively, %

	2022	2021	2020
Full-time	86	86	87
Part-time	14	14	13

## Split per gender, %

	2022	2021	2020
Full-time, men	67	68	69
Full-time, women	19	18	18
Part-time, men	10	10	9
Part-time, women	4	4	4

## Share of employees with permanent and temporary work contracts, respectively, %

	2022	2021	2020
Permanent	93	93	92
Temporary	7	7	8

## Split per gender, %

	2022	2021	2020
Permanent employees, men	72	73	72
Permanent employees, women	21	20	20
Temporary employees, men	5	5	6
Temporary employees, women	2	2	2

## Workforce split on employment category

	2022			2021			2020		
	Men	Women	Total	Men	Women	Total	Men	Women	Total
Managers/office personnel	11 793	6 778	18 571	12 760	6 733	19 493	12 413	6 352	18 765
Security officers/fronline workers	255 743	72 837	328 580	255 413	67 933	323 346	256 745	69 763	326 508
<b>Total<sup>1</sup></b>	<b>267 536</b>	<b>79 615</b>	<b>347 151</b>	<b>268 173</b>	<b>74 666</b>	<b>342 839</b>	<b>269 158</b>	<b>76 115</b>	<b>345 273</b>

<sup>1</sup> The difference compared with total number of employees is explained by missing or inadequate information from certain reporting entities.

## Managers, split on gender

	Men	Men, %	Women	Women, %	Total
Group management	11	79	3	21	14
Divisional presidents	5	100	0	0	5
Country presidents	50	91	5	9	55
Area managers	230	88	31	12	261
Branch managers	1 389	87	211	13	1 600
Other managers	4 925	72	1 874	28	6 799
<b>All managers</b>	<b>6 610</b>	<b>76</b>	<b>2 124</b>	<b>24</b>	<b>8 734</b>



## Countries of operation with formal health and safety committees

	2022	2021	2020
Number of countries with formal health and safety committees	36	40	34
% of total number of countries	82	87	72

## Work-related injuries

	2022	2021	2020
Total hours worked	658 992 241	658 715 773	659 957 028
Actual number of work-related injuries	5 235	5 434	5 070
Injury rate (200 000 hours)	1.6	1.6	1.5
Injury rate (1 000 000 hours)	7.9	8.2	7.7
Actual number of lost-time injuries	4 183	3 271	3 907
Lost-time injury frequency rate (LTIFR; 200 000 hours)	1.3	1.0	1.2
Lost-time injury frequency rate (LTIFR; 1 000 000 hours)	6.3	5.0	5.9
Actual number of work-related fatalities	1	4	3

## Causes, work-related fatalities

	2022	2021	2020
Traffic accident	0	2	3
Assault	0	1	0
Accidental fall	1	1	0

## Work-related fatalities 2022 per country

	Traffic accident	Assault	Accidental fall
Romania	0	0	1
	0	0	1

## Work-related fatalities 2021 per country

	Traffic accident	Assault	Accidental fall
Mexico	0	0	1
Serbia	1	0	0
Switzerland	1	0	0
The US	0	1	0
	2	1	1

## Work-related fatalities 2020 per country

	Traffic accident	Assault	Accidental fall
The US	1	0	0
Germany	1	0	0
Colombia	1	0	0
	3	0	0

## Training hours

	2022	2021	2020
Total number of hours of training	10 579 899	9 634 641	7 899 092
Average number of hours of training per employee	30.4	28.1	22.9

## Training hours, per employment category

	2022	2021	2020
Managers/office staff	338 849	357 757	969 741
Frontline personnel	10 241 050	9 276 884	6 929 351

## Training hours, per gender

	2022	2021	2020
Men	8 685 802	8 292 469	6 679 513
Women	1 894 097	1 342 172	1 219 579

## Proportion of senior management hired from the local community, %

	2022	2021	2020
Hired from local community	97	99	98
Hired from outside local community	3	1	2



## Gross direct GHG emissions and indirect market-based GHG emissions in metric tons of CO<sub>2</sub> equivalent (tCO<sub>2</sub>e) 2022

	Direct (Scope 1)	%	Indirect (Scope 2)	%	Indirect (Scope 3)	%	Total	55%
Security Services North America	31 967	26	3 310	12	20 724	24	56 001	24
Security Services Europe	65 493	52	21 507	76	44 391	53	131 391	55
Security Services Ibero-America	25 058	20	2 198	8	15 870	19	43 126	18
AMEA	2 653	2	1 272	4	2 580	3	6 505	3
Other	73	0	102	0	752	1	927	0
<b>Total</b>	<b>125 244</b>	<b>100</b>	<b>28 389</b>	<b>100</b>	<b>84 317</b>	<b>100</b>	<b>237 950</b>	<b>100</b>
Change compared to 2021, %	10.4		12.3		33.6		17.9	
tCO <sub>2</sub> emission per employee (full-time equivalent, FTE)	0.388		0.088		0.261		0.738	

## Gross direct GHG emissions and indirect market-based GHG emissions in metric tons of CO<sub>2</sub> equivalent (tCO<sub>2</sub>e) 2021

	Direct (Scope 1)	%	Indirect (Scope 2)	%	Indirect (Scope 3)	%	Total	%
Security Services North America	26 520	24	1 733	7	14 131	23	42 384	21
Security Services Europe	60 360	53	19 746	78	31 654	50	111 760	56
Security Services Ibero-America	24 376	21	2 366	9	14 446	23	41 188	20
AMEA	2 152	2	1 134	5	2 717	4	6 003	3
Other	84	0	294	1	185	0	563	0
<b>Total</b>	<b>113 492</b>	<b>100</b>	<b>25 273</b>	<b>100</b>	<b>63 133</b>	<b>100</b>	<b>201 898</b>	<b>100</b>
Change compared to 2020, %	-9.9		1.5		10.2		-3.0	
tCO <sub>2</sub> emission per employee (full-time equivalent, FTE)	0.351		0.078		0.195		0.625	

## Gross direct GHG emissions and indirect market-based GHG emissions in metric tons of CO<sub>2</sub> equivalent (tCO<sub>2</sub>e) 2020

	Direct (Scope 1)	%	Indirect (Scope 2)	%	Indirect (Scope 3)	%	Total	%
Security Services North America	31 248	25	2 706	11	12 790	22	46 744	23
Security Services Europe	65 463	52	18 813	75	30 942	54	115 218	55
Security Services Ibero-America	27 111	22	1 912	8	11 570	20	40 593	20
AMEA	2 022	1	1 161	5	1 923	4	5 106	2
Other	147	0	317	1	49	0	513	0
<b>Total</b>	<b>125 991</b>	<b>100</b>	<b>24 909</b>	<b>100</b>	<b>57 274</b>	<b>100</b>	<b>208 174</b>	<b>100</b>
Change compared to 2019, %	-7.2		-11.8		7.3		-4.2	
tCO <sub>2</sub> emission per employee (full-time equivalent, FTE)	0.367		0.072		0.167		0.643	

2016 is the base year for the market-based emissions, and it is chosen as it was the first year that Securitas assessed its climate impact using the market-based calculation method. The base year boundary of the climate assessment included 53 reporting units. 2022 46 reporting units were included in the reporting, for both the market-based and the location-based methods.

A GHG assessment quantifies all seven Kyoto greenhouse gases where applicable and it is measured in units of carbon dioxide equivalence, or CO<sub>2</sub>e. For Securitas the following greenhouse gases are applicable and have been included in the assessment:

Carbon dioxide (CO<sub>2</sub>), Methane (CH<sub>4</sub>), Nitrous oxide (N<sub>2</sub>O).  
Biogenic CO<sub>2</sub> emissions: 721.0 metric tons (2021: 124.5 metric tons)

The Greenhouse Gas Protocol Corporate Standard is a standard for reporting climate data. The system Our Impacts has been used as the calculation tool. Operational control is the chosen consolidation approach.

In 2022, the emissions in Scope 1 increased. The increase is explained by a larger scope for the calculation and continued work to improve data quality. The transition from fossil fuel vehicles to electrical vehicles continues.

Emissions in Scope 2 increased as more employees returned to offices. The transition to electrically powered vehicles also has some impact, as part of the fleet is charged at the premises where Securitas conduct our busi-

ness. Securitas has large possibilities to reduce the climate footprint from Scope 2 even further, as presently there are few countries that are active in purchasing renewable electricity through contractual instruments on a regulated energy market.

In Scope 3, suspended travel restrictions led to an increase in business travel. We have also included additional data in the business travel category. Other included categories, purchased uniforms and fuel and energy related activities, have also increased in 2022. This is mainly explained by post-pandemic improvements in the supply chain.

### Average CO<sub>2</sub> emissions, all company owned and leased vehicles

	2022	2021	2020
Gram/km	143	144	143
Max CO <sub>2</sub> gram per km for new patrol vans, pickups and four-wheel vehicles	170 <sup>1</sup> /200 <sup>2</sup>	170 <sup>1</sup> /200 <sup>2</sup>	175 <sup>1</sup> /205 <sup>2</sup>
Max CO <sub>2</sub> gram per km for new company cars (max 5 seater)	120 <sup>1</sup> /155 <sup>2</sup>	120 <sup>1</sup> /155 <sup>2</sup>	125 <sup>1</sup> /160 <sup>2</sup>
Number of vehicles	16 245	15 948	15 724

1 According to the calculation method NEDC.  
2 According to the calculation method WLTP.



**Subscription to/endorsement of external declarations, principles, etc**

Country	ISO 9001	ISO 14001	ISO 27001	OHSAS 18001 /ISO45001
USA				
Austria				
Belgium				
Croatia				
Czech Republic				
Denmark				
Finland				
France				
Germany				
Hungary				
Ireland				
Norway				
Poland				
Romania				
Serbia				
Slovakia				
Sweden				
Switzerland				
the Netherlands				
Turkey				
UK				
Argentina				
Chile				
Colombia				
Ecuador				
Peru				
Portugal				
Spain				
Uruguay				
Australia				
China				
Hong Kong				
India				
Indonesia				
China				
Singapore				
South Korea				
Thailand				
UAE				
Vietnam				

**Client satisfaction surveys**

Clients are an important stakeholder group and client satisfaction surveys is another way of maintaining a constructive dialog with this group.

**73 percent of all countries of operation conduct regular client satisfaction surveys.**

The three key conclusions from surveys conducted in 2022 are:

- Service quality – most clients are satisfied with the service quality
- Problem solving – problems are solved quickly
- Communication – more and improved communication to make things easier for our clients



## GRI index

### GRI1: Foundation

Securitas AB's sustainability report is prepared according to the Global Reporting Initiative (GRI) Universal Standards. Where relevant, this report also highlights how our priorities reflect the UN Global Compact's Ten Principles for labor and human rights, the environment and anti-corruption. Unless otherwise stated the data includes data from the associated companies in India and Vietnam but not from the STANLEY Security business that was acquired in 2022 or the entities that were divested in 2022.

<b>Statement of use</b>	Securitas AB has reported in accordance with the GRI Standards for the period January 1–December 31, 2022
<b>GRI1 used</b>	GRI 1: Foundation 2021
<b>Applicable GRI sector standard</b>	No applicable GRI sector standard available

GRI Standard	Disclosure	Page reference	Note	UN Global Compact	
<b>Disclosures</b>					
<b>GRI102: General disclosures</b>	1. The organization and its reporting practices				
	2.1 Organizational details	13, 51, 67, 156-157			
	2.2 Entities included in the organization's sustainability reporting	67, 99, 127			
	2.3 Reporting period, frequency and contact point	138			
	2.4 Restatements of information		Actual number of lost-time injuries 2020 and the lost-time injury frequency rates 2020 have been restated due to an error in the reported data.		
		150			
	2.5 External assurance	34, 38, 155	The report has not been subject to external assurance.		
	<b>2. Activities and workers</b>				
	2.6 Activities, value chain, and other business relationships	14-15, 51, 69, 140-141			
	2.7 Employees	148-150		6	
	2.8 Workers who are not employees		Omission due to lack of data		
	<b>3. Governance</b>				
	2.9 Governance structure and composition	34, 40-43			
	2.10 Nomination and selection of the highest governance body	35			
	2.11 Chair of the highest governance body	40-41			
	2.12 Role of the highest governance body in overseeing the management of impacts	138-140			
	2.13 Delegation of responsibility for managing impacts	140			
	2.14 Role of the highest governance body in sustainability reporting	140			
	2.15 Conflicts of interest	40-41, 87, 141, 147			
	2.16 Communication of critical concerns	33-38, 44-45, 140			
	2.17 Collective knowledge of the highest governance body	33-38, 140			
2.18 Evaluation of the performance of the highest governance body	34-36				
2.19 Remuneration policies	35-36, 41, 87-90				
2.20 Process to determine remuneration	35				
2.21 Annual total compensation ratio	89	Reported amounts are in absolute figures rather than ratio.			
<b>4. Strategy, policies, and practices</b>					
2.22 Statement on sustainable development strategy	4-5				
2.23 Policy commitments	4-11, 46, 141-142		10		
2.24 Embedding policy commitments	140-142				
2.25 Processes to remediate negative impacts	140-143				
2.26 Mechanisms for seeking advice and raising concerns	140-142				
2.27 Compliance with laws and regulations	33, 38, 140-141, 146-147				
2.28 Membership associations	141				
<b>5. Stakeholder engagement</b>					
2.29 Approach to stakeholder engagement	138-139				
2.30 Collective bargaining agreements	148		3		
<b>GRI 3: Material topics</b>	Reporting practice				
	3.1 Process to define material topics	138-140			
	3.2 List of material topics	140			
	3.3 Management of material topics		See all relevant disclosures by topic.		



Topic standards	Disclosure	Page reference	Note	UN Global Compact
<b>Anti-corruption</b>				10
<b>GRI 3: Material topics</b>	3.3 Management of material topics, 205	11, 140-141, 147		
<b>GRI 205: Anti-corruption</b>	205-2 Communication and training about anti-corruption policies and procedures	141		
<b>Environment</b>				
<b>Emissions</b>				
<b>Management approach</b>	3.3 Management of material topics, 305	11, 141, 147		
<b>GRI 305: Emissions</b>	305-1 Direct (Scope 1) GHG emissions	141, 151		7, 8, 9
	305-2 Energy indirect (Scope 2) GHG emissions	141, 151		7, 8, 9
	305-3 Other indirect (Scope 3) GHG emissions	141, 151		7, 8, 9
<b>Social</b>				
<b>Employment</b>				
<b>GRI 3: Material topics</b>	3.3 Management of material topics, 401	11, 141-143		
<b>GRI 401: Employment</b>	401-1 New employee hires and employee turnover	148	Omission: Total number of leavers.	6
<b>Occupational health and safety</b>				
<b>GRI 3: Material topics</b>	3.3 Management of material topics, 403	11, 142, 146		
<b>GRI 403: Occupational health and safety</b>	403-1 Occupational health and safety management systems	142, 150		
	403-2 Hazard identification, risk assessment and incident investigation	142, 146	Thorough risk assessments of the client sites that our employees are assigned to are carried out, to identify and scope safety hazards. All incidents are investigated and documented.	
	403-3 Occupational health services	-	In many of the countries where we operate, Securitas has agreements with company health services. Securitas complies with all relevant legal requirements related to the protection of employee data and require of any external company health service to also do so.	
	403-4 Worker participation, consultation and communication on occupational health and safety	142, 150		
	403-5 Worker training on occupational health and safety	142		
	403-6 Promotion of worker health	-	Securitas facilitates employees' access to non-occupational medical and healthcare services when possible. In many countries, access to high-quality services exists.	
	403-7 Prevention and mitigation of occupational health and safety impacts directly linked by business relationships	146		
	403-8 Workers covered by an occupational health and safety management system	150-152	82% of the employees (full-time equivalent) are covered by occupational health and safety management systems.	
	403-9 Number of work-related injuries	150		
<b>Training and education</b>				
<b>GRI 3: Material topics</b>	3.3 Management of material topics, 404	11, 141-142, 146		
<b>GRI 404: Training and education</b>	404-1 Average hours of training per year per employee	150		6
<b>Diversity and equal opportunity</b>				
<b>GRI 3: Material topics</b>	3.3 Management of material topics, 405	11, 142-143		
<b>GRI 405: Diversity and equal opportunity</b>	405-1 Diversity of governance bodies and employees	148-149	Omissions: Split per age group due to lack of data.	
<b>Client privacy</b>				
<b>GRI 3: Material topics</b>	3.3 Management of material topics, 418	143, 147		
<b>GRI 418: Client privacy</b>	418-1 Substantiated complaints concerning breaches of client privacy and losses of client data	154	No material substantiated complaints concerning material breaches of client privacy and losses of client data were reported in 2022.	
<b>Company specific information: Forced labor and child labor</b>				
<b>GRI 3: Material topics</b>	3.3 Management of material topics	142, 147		
<b>Company specific information: Risk for forced labor</b>		142		1, 2, 5
<b>Company specific information: Risk for child labor</b>		142		1, 2, 4



This is a translation of the Swedish original report.

## Auditor's report on the statutory sustainability statement

To the general meeting of the shareholders of Securitas AB (publ), corporate identity number 556302-7241.

### Engagement and responsibility

It is the Board of Directors who is responsible for the statutory sustainability statement for the year 2022 on pages 138-155 and that it has been prepared in accordance with the Annual Accounts Act.

### The scope of the audit

Our examination has been conducted in accordance with FAR's auditing standard RevR 12 The auditor's opinion regarding the statutory sustainability statement. This means that our examination of the corporate governance statement is different and substantially less in scope than an audit conducted in accordance with International Standards on Auditing and generally accepted auditing standards in Sweden. We believe that the examination has provided us with sufficient basis for our opinions.

### Opinions

A statutory sustainability statement has been prepared.

Stockholm March 30, 2023  
Ernst & Young AB

Rickard Andersson  
Authorized Public Accountant

Information about:	See page
Environment	141, 143-144, 147, 151
Social conditions	142-143, 151
Personnel	5-11, 141-143, 146
Respect for human rights	142-143, 147
Anti-corruption	141, 147
Business model	11
Significant risks for sustainability	146-147
GRI index	153-154



## The Securitas share

### PERFORMANCE OF THE SHARE IN 2022

At year-end, the closing price of the Securitas share was SEK 86.96 (103.65) adjusted for the rights issue in 2022 corresponding to a market capitalization of SEK 47.5 billion (43.4). The share price decreased by 16 percent in 2022 to compare with the OMX Stockholm Price Index, which decreased by 16 percent. The highest price paid for a Securitas share in 2022 was SEK 105.81, which was noted on January 4, and the lowest price paid was SEK 69.63, which was noted on September 16.

### TRADING

A total of 447 million (616) Securitas shares were traded on Nasdaq Stockholm, representing a value of MSEK 38 591 (84 269). The turnover velocity in 2022 was 98 percent (180), compared with a turnover rate of 57 percent (111) for the entire Nasdaq Stockholm. The average number of Securitas shares traded each day was 1 765 000 shares.

### SHARE CAPITAL AND SHAREHOLDER STRUCTURE

In September 2022 Securitas launched a rights issue that was completed in October and Securitas received proceeds of approximately MSEK 9 583 before deduction of transaction costs. Through the rights issue, Securitas' share capital increased by SEK 208 333 655, to SEK 573 392 552 and the total number of shares increased by 208 333 655. After the rights issue, the number of shares in Securitas amounts to 573 392 552, divided between 26 938 371 shares of class A shares and 546 454 181 shares of class B.

At December 31, 2022, the share capital amounted to SEK 573 392 552, distributed between an equal number of shares, each with a quota value of SEK 1.00. Each Series A share carries ten votes and each Series B share carries one vote. The free float of the Securitas share is 89 percent.

At December 31, 2022, Securitas had 52 999 shareholders (43 176). In terms of the number of shareholders, private individuals make up the largest shareholder category with 48 700 shareholders, corresponding to 92 percent of the total number of shareholders. In terms of capital and votes, institutional owners and other corporate entities dominate with 81 percent and 87 percent, respectively.

Shareholders based in Sweden held 56 percent (50) of the capital and 69 percent (65) of the votes. Compared with 2021, the proportion of foreign shareholders in the shareholder base has decreased. At December 31, 2022, shareholders outside Sweden owned 44 percent (50) of the capital and 31 percent (35) of the votes. The largest shareholdings held by foreign share-

holders are in the US and the UK, with 12 percent of the capital and 9 percent of the votes in the US and 6 percent of the capital and 5 percent of the votes in the UK. Foreign shareholders are not always recorded in the share register. Foreign banks and other custodians may be recorded for multiple customers' shares, in which case the actual owners are not displayed in the register.

On December 31, 2022, the principal shareholders in Securitas were Investment AB Latour, holding 10.9 percent (10.9) of the capital and 29.6 percent (29.6) of the votes, Melker Schörling AB, holding 4.5 percent (4.5) of the capital and 10.9 percent (10.9) of the votes. These shareholders are represented on the Board of Directors by Jan Svensson and Sofia Schörling Högberg. From a capital perspective Macquarie Investment Management was the second largest shareholder holding 4.6 percent (4.8) of the capital and 3.3 percent (3.4) of the votes.

### DIVIDEND POLICY AND CASH DIVIDEND

With a balanced growth strategy comprising both organic and acquisition-driven growth and continued investments in technology and solutions, Securitas should be able to sustain a dividend level in the range of 50–60 percent of the annual net income. The Board of Directors proposes a dividend of SEK 3.45 (3.66 adjusted for the rights issue) per share, corresponding to 46 percent of net income. Based on the share price at the end of 2022, the dividend yield for 2022 amounted to 4.0 percent.

### AUTHORIZATION TO REPURCHASE SHARES IN SECURITAS AB

The 2022 Annual General Meeting resolved to authorize the Board of Directors to resolve upon the acquisition of the company's own shares up to a maximum of 10 percent of all shares and for a period up to the Annual General Meeting in 2023.

### SECURITAS SHARE IN BRIEF

Securitas Series B shares are traded on Nasdaq Stockholm, part of Nasdaq Nordic, and on other trading venues. Securitas is listed on Nasdaq Stockholm on the Large Cap List, which includes large companies with a market capitalization of more than MEUR 1 000, and is included in the Industrial Goods & Services sector. The ISIN code for the Securitas share on Nasdaq Stockholm is SE0000163594.

The ticker code for the Securitas share is SECU-B on Nasdaq Stockholm, SECUB:SS on Bloomberg and SECUB.ST on Reuters. Securitas has been listed on the stock exchange since 1991.

### Data per share

SEK/share	2022	2021	2020	2019	2018
Earnings per share <sup>3,4,5</sup>	9.20	7.14	5.51	7.65	6.87
Earnings per share before items affecting comparability <sup>3,4,5</sup>	10.77	8.66	6.67	7.99	7.63
Dividend <sup>5</sup>	3.45 <sup>1</sup>	3.66	3.33	3.99	3.66
Dividend as % of earnings per share <sup>5</sup>	38 <sup>2</sup>	51	60	52	53
Yield, % <sup>5</sup>	4.0 <sup>2</sup>	3.5	3.0	3.0	3.1
Free cash flow per share <sup>5</sup>	7.3	9.1	13.5	7.4	4.3
Share price at end of period <sup>5</sup>	86.96	103.65	110.38	134.25	118.28
Highest share price <sup>5</sup>	105.81	129.67	136.37	141.40	136.41
Lowest share price <sup>5</sup>	69.63	97.66	76.47	113.71	112.00
Average share price <sup>5</sup>	86.42	113.84	105.47	127.58	122.24
P/E ratio <sup>5</sup>	8	12	17	17	16
Number of shares outstanding (000s) <sup>3,5</sup>	572 918	438 442	438 863	438 863	439 013
Average number of shares outstanding, after dilution (000s) <sup>3,5</sup>	468 284	438 627	438 863	438 934	439 013

1 Proposed dividend.

2 Calculated on proposed dividend.

3 There are no outstanding convertible debenture loans. Consequently, there is no potential dilution.

4 Number of shares used for calculation of earnings per share includes shares related to the Group's share-based incentive schemes that have been hedged through swap agreements.

5 Adjusted for the rights issue completed on October 11, 2022.



## Largest shareholders as of December 31, 2022

Shareholder	Number of Series A shares	Number of Series B shares	Percent of capital	Percent of votes
Investment AB Latour <sup>1</sup>	19 866 943	42 569 999	10.9	29.6
Meiker Schörling AB <sup>2</sup>	7 071 428	18 561 146	4.5	10.9
Macquarie Investment Management Limited		26 691 406	4.6	3.3
M&G Investment Management		18 128 953	3.6	2.5
Handelsbanken Funds		17 670 763	3.1	2.2
Vanguard		17 407 280	3.0	2.1
EQT		17 318 610	3.0	2.1
BlackRock		15 767 829	2.8	2.0
Didner & Gerge Funds		15 134 716	2.6	1.9
Länsförsäkringar Funds		11 494 478	2.0	1.4
<b>Total, ten largest shareholders</b>	<b>26 938 371</b>	<b>200 745 180</b>	<b>40.1</b>	<b>58.0</b>
<b>Total, rest of owners</b>		<b>345 709 001</b>	<b>59.9</b>	<b>42.0</b>
<b>Total as of December 31, 2022</b>	<b>26 938 371</b>	<b>546 454 181<sup>3</sup></b>	<b>100.00</b>	<b>100.00</b>

<sup>1</sup> Through Investment AB Latour and family.

<sup>2</sup> Through Meiker Schörling AB and family.

<sup>3</sup> Includes 475 000 shares of which 125 000 were repurchased in June 2019 and 350 000 in June 2021, respectively.

Source: Modular Finance

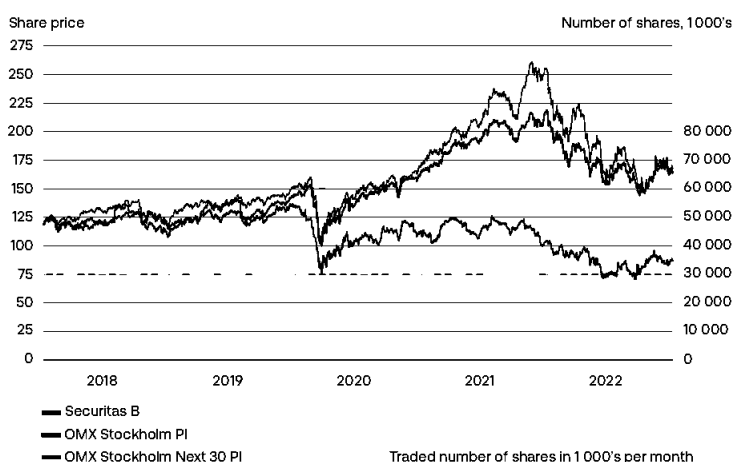
## Shareholder spread as of December 31, 2022

Number of shares	Number of shareholders	Number of Series A shares	Number of Series B shares	Percent of capital	Percent of votes
1–500	38 884		4 905 115	0.66	0.60
501–1 000	5 173		3 895 304	0.68	0.48
1 001–5 000	6 759		15 044 546	2.62	1.85
5 001–10 000	993		6 988 406	1.23	0.86
10 001–20 000	498		7 139 657	1.27	0.89
20 001–50 000	325		10 168 196	1.86	1.31
50 001–	367	26 938 371	498 312 957	91.48	94.01
<b>Total</b>	<b>52 999</b>	<b>26 938 371</b>	<b>546 454 181<sup>1</sup></b>	<b>100.00</b>	<b>100.00</b>

<sup>1</sup> Includes 475 000 down shares of which 125 000 were repurchased in June 2019 and 350 000 in June 2021, respectively.

Source: Modular Finance

## Share prices for Securitas, January 1 – December 31, 2018–2022



## Definitions


**Free cash flow per share:** Free cash flow in relation to the number of shares outstanding.

**Market capitalization:** The number of shares outstanding times the market price of the share price at year-end.

**P/E ratio (Price/Earnings):** The share price at the end of each year relative to earnings per share after taxes.

**Turnover velocity:** Turnover during the year relative to the average market capitalization during the same period.

**Yield:** Dividend relative to the share price at the end of each year. For 2022, the proposed dividend is used.



# Securitas' history



# Our history

Erik Philip-Sørensen acquires Hälsingborgs Nattvakt in Hälsingborg, Sweden. Sørensen acquires additional security companies in Southern Sweden and combines all companies to form Förenade Svenska Vakt AB.

A department is started in Stockholm, making the company nationwide in Sweden.

Securitas Alarm is founded in Sweden to meet the demand for alarm technology as a complement to the guarding services.

The company is renamed to Securitas and the logotype with the three red dots is created.

Securitas is divided between Sørensen's two sons. Securitas in Sweden is sold to Sven Philip-Sørensen. Securitas' international operations, which later would become G4S, are sold to Jörgen Philip-Sørensen.

Securitas in Sweden is sold to Skrinet.

Investment AB Latour becomes Securitas' new owner.

Melker Schörfling is appointed CEO of Securitas and acquires 17 percent of the company.

Securitas initiates its international expansion with acquisitions in Norway, Denmark and Portugal.

Securitas is listed on the Stockholm Stock Exchange (now Nasdaq Stockholm).

Assa is spun off and distributed to Securitas' shareholders. Assa then acquires Abloy and is listed as Assa Abloy.

Securitas' establishment in the United States starts with the acquisition of Pinkerton.

Securitas announces its intention to spin off and distribute three companies to its shareholders; Securitas Systems (which later became Niscayah Group), Securitas Direct (which later became Verisure), and Securitas Cash Handling Services (which later became Loomis). Both Securitas Systems and Securitas Direct are distributed the same year and listed on the Stockholm Stock Exchange.

Loomis is spun off and distributed to the shareholders and listed as a separate company on the Stockholm Stock Exchange. After the spin-off, Securitas' operations are mainly focused on guarding services.

Securitas announces a bid to buy back Niscayah Group but loses to a competing bid from Stanley Black & Decker Inc.

Securitas increases its focus on tech-enabled security and raises its ambitions for growth within the area.

Securitas acquires Diebold's North American technology business, which was the Group's largest acquisition in 15 years.

Securitas achieves a milestone of over MSEK 100 000 in sales.

The COVID-19 pandemic affects companies and individuals worldwide. Despite societal lockdowns, including reduced activity in aviation and entertainment, Securitas shows resilience to the unprecedented challenges.

Securitas announces its largest acquisition in history after entering an agreement to acquire STANLEY Security, a global technology security provider. The acquisition is completed on July 22, 2022, after the received regulatory approvals from the relevant authorities.



# Financial Information and Invitation to the Annual General Meeting

## REPORTING DATES

Securitas will release financial information for 2023 as follows:

### Interim Reports 2023

January – March	May 3, 2023
January – June	July 28, 2023
January – September	November 7, 2023

## FINANCIAL INFORMATION

Our financial reports are available in both English and in Swedish and can be read and downloaded on our webpage at the following address:  
<https://www.securitas.com/en/investors/financial-reports/>

We also offer an order and subscribe service for financial information at the following address: [www.securitas.com/en/investors/order-and-subscribe/](http://www.securitas.com/en/investors/order-and-subscribe/)

Other questions concerning our financial information can be addressed to us by mail, telephone or e-mail:

Securitas AB  
Investor Relations  
P.O. Box 12307  
SE-102 28 Stockholm  
Sweden

Telephone: +46 10 470 30 00  
E-mail: [ir@securitas.com](mailto:ir@securitas.com)  
[www.securitas.com](http://www.securitas.com)

## FINANCIAL ANALYSTS WHO COVER SECURITAS

COMPANY	NAME
ABG Sundal Collier	Stefan Knutsson
AlphaValue	Hélène Coumes
BoA Merrill Lynch	Kate Carpenter
Carnegie	Viktor Lindeberg
Citi	Marc van't Sant
Credit Suisse	Analyst changeover
DNB	Karl-Johan Bonnevier
Exane BNP Paribas	Andrew Grobler
Goldman Sachs	Suhasini Varanasi
HSBC	Rahul Chopra
Jefferies	Allen Wells
J.P. Morgan Cazenove	Sylvia Barker
Jyske Markets	Janne Vincent Kjaer
Kepler Cheuvreux	Johan Eliason
Morgan Stanley	Anvesh Agrawal
Nordea	Raymond Ke
Pareto Securities	Stefan Wård
RCB Capital Markets	Andrew Brooke
Redburn	Neil Tyler
SEB	Dan Johansson
UBS	Rory McKenzie

The analysts who cover Securitas could change during the year. The list above is updated regularly and can be found at <https://www.securitas.com/en/investors>

## ANNUAL GENERAL MEETING OF SHAREHOLDERS IN SECURITAS AB (PUBL.)

The shareholders in Securitas AB are invited to participate in the Annual General Meeting (AGM) to be held at 14.00 CEST on Thursday May 4, 2023, in Stockholm. Registration for the AGM begins at 13.00 CEST.

## RIGHT TO PARTICIPATE

Shareholders who wish to attend the AGM must be recorded in the share register maintained by Euroclear Sweden AB (Euroclear) on Tuesday April 25, 2023, and give notice of their intention to participate no later than Thursday April 27, 2023.

Such notification may be made via Securitas' website [www.securitas.com/agm2023](http://www.securitas.com/agm2023), by telephone +46 10 470 31 30, or by mail to Securitas AB (publ), c/o Euroclear Sweden, Box 191, 101 23 Stockholm.

On giving notice of attendance, the shareholder shall state name, personal/corporate identity number or equivalent, address and telephone number. As confirmation of the notification, Securitas will send an entry card to be presented at registration for the AGM. Owners with nominee-registered shares must, in order to participate in the proceedings of the AGM, request their bank or broker to have their shares temporarily owner-registered with Euroclear. The share register for the AGM as of the record date Tuesday April 25, 2023, will take into account owner-registrations completed no later than Thursday April 27, 2023.

## Proxies

Proxy holders and representatives of legal persons shall submit papers of authorization prior to the AGM. Proxy forms are available at the company's website [www.securitas.com/agm2023](http://www.securitas.com/agm2023) and will be sent to the shareholders who so request, indicating their mailing address.



Production: Securitas AB in cooperation with Narva Communications  
Photo: Ingemar Lindewall and Unsplash



Securitas AB  
PO Box 12307  
SE-102 28 Stockholm  
Sweden

Visiting address:  
Lindhagensplan 70

[www.securitas.com](http://www.securitas.com)



# Årsregnskap 2022 SECURITAS NORGE AS

Styrets årsberetning  
Resultatregnskap  
Balanse  
Kontantstrøm  
Noter til regnskapet

Org.nr.: 966 251 441



## Årsberetning 2022 for SECURITAS NORGE AS

Alle regnskapstall i årsberetningen er oppgitt i hele tusen.

### Virksomhetens art

SECURITAS NORGE AS er et holdingselskap for den virksomheten Securitas har i Norge for levering av vakt- og tekniske tjenester rettet mot næringsliv og offentlig sektor. Selskapet har ingen virksomhet rettet mot markedet og har ingen ansatte. Selskapet er lokalisert i Oslo kommune.

### Fortsatt drift

I samsvar med regnskapslovens § 3-3a bekreftes det at forutsetningen om fortsatt drift er til stede og at denne forutsetningen er lagt til grunn ved utarbeidelsen av regnskapet.

### Fremtidig utvikling

Samfunnsutviklingen tilsier at sikkerhetsmarkedet vil fortsette å vokse. Sett i denne sammenheng forventer styret at veksten de senere år fortsetter innenfor forretningsområdet vaktvold. Det påpekes imidlertid at det normalt er knyttet betydelig usikkerhet til vurdering av fremtidige forhold.

### Oppkjøp

Securitaskonsernet kunngjorde i desember 2021 at de har inngått avtale om kjøp av Stanley Security. Avtalen forutsatt godkjenning av offentlige konkurransemyndigheter, og oppkjøpet ble godkjent 25.07.2022. Det vises til nærmede omtale i årsberetningen til Securitas konsernet ([www.securitas.com](http://www.securitas.com)) samt årsberetningen.

### Redegjørelse for årsregnskapet

Securitas Norge AS utarbeider ikke konsernregnskap (jfr Regnskapslovens § 3 7). Selskapet konsolideres sammen med sine datterselskaper i Securitas AB. Regnskapet til Securitas AB vil være tilgjengelig i Brønnøysund under Securitas Norge AS.

Selskapet har 2 datterselskaper; Securitas AS og Securitas Technology Holding AS (tidligere Stanley Security Holding AS). Datterselskapet Securitas AS har to datterselskaper med virksomhet; Personal Service Sikkerhet AS og Securitas Services AS, samt 2 hvilende datterselskaper Vaktvesenet AS og Norsk Vaktelskap AS. Datterselskapet Securitas Technology Holding AS eier 100% av Securitas Techonlogy AS (tidligere Stanley Security AS).

Inntekt på investering i datterselskaper for 2022 er tkr108 500 og for 2021 tkr 54 000.

Selskapets kontantstrøm er i hovedsak påvirket av poster knyttet til oppkjøpet av Stanley Security Holding. Andre poster som påvirker selskapets kontantstrøm er ordinært resultat før skatt tkr 64 680, betalte skatter (tkr -61). Likviditetssituasjonen ved årets slutt vurderes som tilfredsstillende.

Det er etter regnskapsårets utgang ikke inntrådt andre forhold som etter styrets syn har betydning ved bedømmelse av regnskapet. Styret mener at årsregnskapet gir et rettvise bilde av Securitas Norge AS eiendeler og gjeld, finansielle stilling og resultat.

Foreslått utbytte for 2022 er satt til kr 57 000 og styret mener dette er forsvarlig basert på mottatt konsernbidrag fra datterselskaper, likviditetssituasjonen i selskapet samt selskapets totale kapital.

### Markedsrisiko

Selskapet er ikke eksponert for endringer i valutakurser.

### Kreditrisiko

Risiko for at motparter ikke har økonomisk evne til å oppfylle sine forpliktelser er ikke tilstede ettersom selskapet ikke har aktiviteter rettet mot markedet.



## Likviditetsrisiko

Selskapet deltar i et konsernkontosystem sammen med datterselskapet Securitas AS. Selskapet har ved likviditetsbehov rentebærende lån innen Securitas konsernet, og effekten av eventuelle rentendringer påvirker selskapets resultat etter finans.

Selskapets lån har økt som følge av oppkjøpet av Stanley i tillegg til at selskapets egenkapital ble styrket.

## Arbeidsmiljø, likestilling og diskriminering

Selskapet har ingen ansatte. Det er tegnet forsikring for styrets medlemmer og daglig leder ref rskl. §3-3a

## Miljørapportering

Selskapet driver ikke virksomhet som forurenser det ytre miljøet.

## Forsikringer

Selskapet har tegnet forsikring av styremedlemmer.

## Åpenhetsloven

Selskapet har jobbet aktivt med tilpasning av åpenhetsloven. For redgjørelse og detaljer viser vi til vedlagt nettside: [securitas.no/om-oss/aapenhetsloven](https://securitas.no/om-oss/aapenhetsloven)

## Årsresultat og disponeringer

I 2022 hadde selskapet et resultat etter skattekostnad på tkr 53 211 som foreslås disponert slik:

<u>Disponering</u>	<u>Beløp</u>
Avsatt til utbytte	57 000
Fra annen egenkapital	-3 789
<b>Sum</b>	<b>53 211</b>

Oslo, 31.05.2023  
Styret i SECURITAS NORGE AS

*Martin Holmen*

Martin Holmen (Jun 3, 2023 10:54 GMT+2)

Martin Holmen  
styreleder

*Christian Olberg*

Christian Olberg  
styremedlem

*Ove Paulsen*

Ove Paulsen (Jun 8, 2023 13:28 GMT+2)

Ove Paulsen  
styremedlem



## Resultatregnskap SECURITAS NORGE AS

Driftsinntekter og driftskostnader	Note	2022	2021
Annen driftskostnad	2, 3	11 891	132
<b>Sum driftskostnader</b>		<b>11 891</b>	<b>132</b>
<b>Driftsresultat</b>		<b>-11 891</b>	<b>-132</b>
<b>Finansinntekter og finanskostnader</b>			
Inntekt på investering i datterselskap	4	108 500	54 000
Renteinntekt fra foretak i samme konsern	5	13 364	7 047
Rentekostnad til foretak i samme konsern	5	38 883	8 712
Annen finanskostnad		6 410	6 928
<b>Resultat av finansposter</b>		<b>76 571</b>	<b>45 407</b>
Resultat før skattekostnad		64 680	45 275
Skattekostnad på resultat	6	11 469	61
<b>Resultat</b>		<b>53 211</b>	<b>45 215</b>
<b>Årsresultat</b>	7	<b>53 211</b>	<b>45 215</b>
<b>Overføringer</b>			
Avsatt til utbytte		57 000	0
Avsatt til annen egenkapital		0	45 215
Overført fra annen egenkapital		3 789	0
<b>Sum overføringer</b>		<b>53 211</b>	<b>45 215</b>



**Balanse**  
**SECURITAS NORGE AS**

	Note	2022	2021
<b>Eiendeler</b>			
<b>Finansielle driftsmidler</b>			
Investeringer i datterselskap	4	1 664 224	489 470
<b>Sum finansielle anleggsmidler</b>		<b>1 664 224</b>	<b>489 470</b>
<b>Sum anleggsmidler</b>		<b>1 664 224</b>	<b>489 470</b>
<b>Omløpsmidler</b>			
<b>Fordringer</b>			
Konsernmellomværende	5	438 503	54 015
Andre kortsiktige fordringer		0	4
<b>Sum fordringer</b>		<b>438 503</b>	<b>54 018</b>
<b>Bankinnskudd, kontanter o.l.</b>	5	<b>48 281</b>	<b>138 183</b>
<b>Sum omløpsmidler</b>		<b>486 784</b>	<b>192 201</b>
<b>Sum eiendeler</b>		<b>2 151 007</b>	<b>681 671</b>



## Balanse

### SECURITAS NORGE AS

	Note	2022	2021
<b>Egenkapital og gjeld</b>			
<b>Innskutt egenkapital</b>			
Aksjekapital	8	103 532	4 500
Annen innskutt egenkapital		60 500	60 500
<b>Sum innskutt egenkapital</b>		<b>164 032</b>	<b>65 000</b>
<b>Opptjent egenkapital</b>			
Annen egenkapital		43 110	46 899
<b>Sum opptjent egenkapital</b>		<b>43 110</b>	<b>46 899</b>
<b>Sum egenkapital</b>	7	<b>207 142</b>	<b>111 899</b>
<b>Gjeld</b>			
<b>Kortsiktig gjeld</b>			
Leverandørgjeld		25	0
Betalbar skatt	6	11 469	61
Skattetrekk og andre trekk		2 357	0
Utbytte	7	57 000	0
Gjeld til konsernselskap	5	1 395 488	91 422
Annen kortsiktig gjeld inkludert konsernkonto	5	477 527	478 289
<b>Sum kortsiktig gjeld</b>		<b>1 943 865</b>	<b>569 771</b>
<b>Sum gjeld</b>		<b>1 943 865</b>	<b>569 771</b>
<b>Sum gjeld og egenkapital</b>		<b>2 151 007</b>	<b>681 671</b>

Oslo, 31.05.2023  
Styret i SECURITAS NORGE AS

*Martin Holmen*  
Martin Holmen (Jun 8, 2023 10:54 GMT+2)

Martin Holmen  
styreleder

*Christian Olberg*

Christian Olberg  
styremedlem

*Ove Paulsen*  
Ove Paulsen (Jun 8, 2023 13:28 GMT+2)

Ove Paulsen  
styremedlem



## Indirekte kontantstrøm SECURITAS NORGE AS

	Note	2022	2021
<b>Kontantstrømmer fra operasjonelle aktiviteter</b>			
Resultat før skattekostnad		64 680	45 275
Periodens betalte skatt		61	160
Endring i leverandørgjeld		25	0
Endring i andre tidsavgrensingsposter		1 306 427	-43 133
<b>Netto kontantstrøm fra operasjonelle aktiviteter</b>		<b>1 371 071</b>	<b>1 982</b>
<b>Kontantstrømmer fra investeringsaktiviteter</b>			
Utbetalinger ved kjøp av aksjer og andeler i andre foret		-1 174 754	0
<b>Netto kontantstrøm fra investeringsaktiviteter</b>		<b>-1 174 754</b>	<b>0</b>
<b>Kontantstrømmer fra finansieringsaktiviteter</b>			
+/- Endring konsernkonto		-763	53 718
+/- Endring kortsiktige plassering / kortsiktig gjeld		-384 488	0
Innbetalinger av egenkapital		99 032	0
<b>Netto kontantstrøm fra finansieringsaktiviteter</b>		<b>-286 219</b>	<b>53 718</b>
Netto endring i kontanter og kontantekvivalenter		-89 902	55 700
Beh. av kont. og kontantekvivalenter ved per. begynnel		138 183	82 482
<b>Beh. av kont. og kontantekvivalenter ved per. slutt</b>		<b>48 281</b>	<b>138 183</b>



## Noter til regnskapet 2022

### Note 1 Regnskapsprinsipper

Årsregnskapet er satt opp i samsvar med regnskapsloven og utarbeidet etter norske regnskapsstandarder.

#### Tallpresentasjon

Regnskapet er avlagt i norske kroner, og alle tall presenteres i hele 1000 kr.

#### Valuta

Pengeposter i utenlandsk valuta vurderes iht. kursen ved regnskapsårets slutt.

#### Skatt

Skattekostnaden i resultatregnskapet omfatter både periodens betalbare skatt og endring i utsatt skatt. Utsatt skatt beregnes på grunnlag av de midlertidige forskjeller som eksisterer mellom regnskapsmessige og skattemessige verdier, samt ligningsmessig underskudd til fremføring ved utgangen av regnskapsåret. Skatteøkende og skattereduserende midlertidige forskjeller som reverserer eller kan reverseres i samme periode er utlignet og nettoført. Netto utsatt skattefordel balanseføres i den grad det er sannsynlig at denne kan bli utnyttet.

#### Klassifisering og vurdering av omløpsmidler

Omløpsmidler og kortsiktig gjeld omfatter normalt poster som forfaller til betaling innen ett år etter balansedagen, samt poster som knytter seg til varekretsløpet. Omløpsmidler vurderes til laveste verdi av anskaffelseskost og virkelig verdi.

#### Aksjer i datterselskap og tilknyttet selskap

Datterselskap og tilknyttede selskaper vurderes etter kostmetoden i selskapsregnskapet. Investeringen er vurdert til anskaffelseskost for aksjene med mindre nedskrivning har vært nødvendig. Det er foretatt nedskrivning til virkelig verdi når verdifall skyldes årsaker som ikke kan forventes å være forbigående og det må anses nødvendig etter god regnskapsskikk. Nedskrivninger er reversert når grunnlaget for nedskrivning ikke lenger er til stede.

Utbytte, konsernbidrag og andre utdelinger fra datterselskap er inntektsført samme år som det er avsatt i givers regnskap. Overstiger utbytte / konsernbidraget andelen av opptjent resultat etter anskaffelsestidspunktet, representerer den overskytende del tilbakebetaling av investert kapital, og utdelingene er fratrukket investeringens verdi i balansen til morselskapet.

Det utarbeides ikke konsernregnskap.

#### Fordringer

Kundefordringer og andre fordringer oppføres til pålydende etter fradrag for avsetning til forventet tap.

#### Kontanter, kontantekvivalenter og kontantstrømpoppstilling

Kontantstrømpoppstillingen er utarbeidet etter den indirekte metoden. Kontanter og kontantekvivalenter omfatter kontanter, bankinnskudd og andre kortsiktige, likvide plasseringer.

Selskapet har toppkonto i et konsernkontosystem som omfatter datterselskapene Securitas AS, Securitas Services AS og Personal Services og Sikkerhet AS. Bankkonti som inngår i dette systemet behandles som selskapets bankbeholdning med konsernmellomværende som motpost.



## Noter til regnskapet 2022

### Note 2 Lønnskostnader og ytelser, godtgjørelser styret og revisor

Selskapet har ingen ansatte og er ikke pliktig til å ha tjenestepensjonsordning etter lov om obligatorisk tjenestepensjon.

Det er ikke utbetalt godtgjørelse til styret.

Kostnadsført revisjonshonorar i 2022 utgjør tkr 20 eks. mva.

### Note 3 Andre driftskostnader

Spesifikasjon på type kostnad	2022	2021
Drift, vedlikehold, fremmede tjenester og kontor	11 830	59
Øvrige kostnader	61	73
<b>Sum</b>	<b>11 891</b>	<b>132</b>

### Note 4 Aksjer i datterselskap

	Eier- /stemmeandel	Balanseført verdi	Resultat 2022	Egenkapital 31.12.2022
Securitas AS	100%	489 470	58 737	188 140
Stanley Holding AS	100%	1 174 754	-7 819	0
<b>Totalt</b>		<b>1 664 224</b>	<b>50 918</b>	<b>188 140</b>

	Eier- /stemmeandel	Balanseført verdi	Resultat 2021	Egenkapital 31.12.2021
Securitas AS	100%	489 470	45 726	189 935
<b>Totalt</b>		<b>489 470</b>	<b>45 726</b>	<b>189 935</b>

	2022	2021
Mottatt utbytte / konsernbidrag	108 500	54 000

Kostpris aksjer i datterdatter utgjør tkr 48 020 i 2022 mot tkr 45 992 i 2021.

Det utarbeides ikke konsernregnskap, se note 7.



## Noter til regnskapet 2022

### Note 5 Mellomværende med selskap i samme konsern, samt bankkonto

	2022	2021
<b>Fordringer</b>		
Fordringer på foretak i samme konsern	438 503	54 015
<b>Sum</b>	<b>438 503</b>	<b>54 015</b>

<b>Gjeld</b>		
Gjeld til selskaper i samme konsern	1 395 488	91 422
Annen kortsiktig gjeld konsern	477 527	478 289
<b>Sum</b>	<b>1 873 014</b>	<b>569 711</b>

<b>Spesifikasjon fordringer</b>		
Securitas AS konsernbidrag	27 000	9 000
Stanley Holding AS konsernbidrag	49 000	
Securitas AS utbytte	32 500	45 000
Lån til Stanley Holding AS	330 003	
Securitas AS	0	15
Norsk Vaktselskap	0	0
<b>Sum</b>	<b>438 503</b>	<b>54 015</b>

<b>Spesifikasjon Gjeld</b>		
Securitas Transport Aviation Security AS	77 962	91 137
Securitas Treasury Ireland Ltd	236 723	285
Securitas Nordic Holding AB (lån inkl påløpte renter)	1 080 802	0
Securitas AS	402 016	389 616
Securitas Services AS	30	7 642
Personal Service og Sikkerhet	75 372	81 031
Vaktvesenet AS	109	0
<b>Sum (- er fordring)</b>	<b>1 873 014</b>	<b>569 711</b>

Renteinntekter og -kostnader konsernforetak relaterer seg til renter konsernkontoordning med tkr 6 707 i 2022 og tkr 6 913 i 2021. Øvrige renter konsern utgjør netto kostnader i med tkr 25 520 i 2022 og tkr 1 665 i 2021. Mellomværende med Securitas AS består av konsernbidrag tilgode og kortsiktig plassering ved årets slutt. Konsernbidrag og utbytte betales etter generalforsamling i selskapet.

Det foretas ikke renteberegninger på kortsiktige plasseringer og konsernbidrag. Mellomværende med konsernforetak som ikke er datterselskap renteberegnes basert på daglig markedsrente i konsernet.

	2022	2021
<b>Bankkonti</b>		
Konsernkonti datterselskap	477 417	478 289
Bankkonto i selskapet	-429 246	-340 106
<b>Sum</b>	<b>48 172</b>	<b>138 183</b>
<b>SECURITAS NORGE AS</b>		<b>Side 10</b>



## Noter til regnskapet 2022

### Note 6 Skatt

<b>Årets skattekostnad</b>	<b>2022</b>	<b>2021</b>
Resultatført skatt på ordinært resultat:		
Betalbar skatt	11 469	61
Endring i utsatt skattefordel	0	0
<b>Skattekostnad ordinært resultat</b>	<b>11 469</b>	<b>61</b>
Skattepliktig inntekt:		
Resultat før skatt	64 680	45 275
Permanente forskjeller	-20 690	-45 000
Avskåret rentefradrag	8 142	0
<b>Skattepliktig inntekt</b>	<b>52 132</b>	<b>275</b>
Betalbar skatt i balansen:		
Betalbar skatt på årets resultat	-5 251	-1 919
Betalbar skatt på mottatt konsernbidrag	16 720	1 980
<b>Sum betalbar skatt i balansen</b>	<b>11 469</b>	<b>61</b>
Beregning av effektiv skattesats		
Resultat før skatt	64 680	45 275
Beregnet skatt av resultat før skatt	14 230	9 961
Skatteeffekt av permanente forskjeller	-4 552	-9 900
<b>Sum</b>	<b>9 678</b>	<b>61</b>
Effektiv skattesats	15,0 %	0,1 %

Skatteeffekten av midlertidige forskjeller som har gitt opphav til utsatt skatt og utsatte skattefordeler, spesifisert på typer av midlertidige forskjeller

	<b>2022</b>	<b>2021</b>	<b>Endring</b>
Avskåret rentefradrag	-8 142	0	8 142
<b>Grunnlag for utsatt skattefordel</b>	<b>-8 142</b>	<b>0</b>	<b>8 142</b>
<b>Utsatt skattefordel (22 %)</b>	<b>-1 791</b>	<b>0</b>	<b>1 791</b>



## Noter til regnskapet 2022

### Note 7 Egenkapital

	Aksjekapital	Annen Innskutt egenkapital	Annen egenkapital	Sum egenkapital
Pr. 31.12.2021	4 500	60 500	46 899	111 899
<b>Pr 01.01.2022</b>	<b>4 500</b>	<b>60 500</b>	<b>46 899 284</b>	<b>111 899</b>
Kapitalutvidelse	99 032			99 032
Årets resultat			53 211	53 211
Utbytte til Securitas AB			-57 000	-57 000
<b>Pr 31.12.2022</b>	<b>103 532</b>	<b>60 500</b>	<b>43 110</b>	<b>207 142</b>

### Note 8 Aksjonærer

Aksjekapitalen i SECURITAS NORGE AS pr. 31.12 består av:

	Antall	Pålydende	Bokført
Ordinære aksjer	500	9 000	4 500
<b>Sum</b>	<b>500</b>		<b>4 500</b>

#### Eierstruktur

De største aksjonærene i % pr. 31.12 var:

	Ordinære	Eierandel	Stemmeandel
Securitas Nordic Holding AB	500	100	100

Securitas Norge AS utarbeider ikke konsernregnskap (jfr RL § 3-7). Securitas Norge AS konsolideres i Securitas AB. Securitas AB sitt årsregnskap vil være tilgjengelig i regnskapsregisteret. Securitas AB har forretningskontor i Stockholm, Sverige.

### Note 9 Andre forhold (bankgarantier / trekkrettigheter)

Som sikkerhet for banken, for garantier og trekkrettigheter er det fra Securitas AB utstedt "Letter of Support". Konsernet har kassekreditt med limit på tkr 20 000. Kassekreditten er ikke benyttet pr 31.12.2022.



## Noter til regnskapet 2022

### Note 10 Hendelser etter balansedagen

Styret kjenner ikke hendelser etter balansedagen som påvirker vurderingen av regnskapet for 2022.










# SECURITAS NORGE AS 08.06.23

Final Audit Report

2023-06-08

Created:	2023-06-08
By:	Christian Olberg (christian.olberg@securitas.no)
Status:	Signed
Transaction ID:	CBJCHBCAABAAj-oDgycN8a-f5xo0lqurdC8-fbVTadD5


## "SECURITAS NORGE AS 08.06.23" History


-  Document created by Christian Olberg (christian.olberg@securitas.no)  
2023-06-08 - 8:50:25 AM GMT- IP address: 147.161.147.18
-  Document emailed to martin.holmen@securitas.no for signature  
2023-06-08 - 8:51:25 AM GMT
-  Email viewed by martin.holmen@securitas.no  
2023-06-08 - 8:54:17 AM GMT- IP address: 104.47.2.254
-  Signer martin.holmen@securitas.no entered name at signing as Martin Holmen  
2023-06-08 - 8:54:38 AM GMT- IP address: 213.52.117.51
-  Document e-signed by Martin Holmen (martin.holmen@securitas.no)  
Signature Date: 2023-06-08 - 8:54:40 AM GMT - Time Source: server- IP address: 213.52.117.51
-  Document emailed to ove.paulsen@securitas.no for signature  
2023-06-08 - 8:54:41 AM GMT
-  Email viewed by ove.paulsen@securitas.no  
2023-06-08 - 11:27:44 AM GMT- IP address: 104.47.1.254
-  Signer ove.paulsen@securitas.no entered name at signing as Ove Paulsen  
2023-06-08 - 11:28:32 AM GMT- IP address: 147.161.146.246
-  Document e-signed by Ove Paulsen (ove.paulsen@securitas.no)  
Signature Date: 2023-06-08 - 11:28:34 AM GMT - Time Source: server- IP address: 147.161.146.246
-  Document emailed to Christian Olberg (christian.olberg@securitas.no) for signature  
2023-06-08 - 11:28:35 AM GMT
-  Email viewed by Christian Olberg (christian.olberg@securitas.no)  
2023-06-08 - 1:46:49 PM GMT- IP address: 104.47.2.254



Adobe Acrobat Sign



 Document e-signed by Christian Olberg (christian.olberg@securitas.no)  
Signature Date: 2023-06-08 - 1:47:00 PM GMT - Time Source: server- IP address: 147.161.147.18

 Agreement completed.  
2023-06-08 - 1:47:00 PM GMT



Building a better  
working world

Statsautoriserte revisorer  
Ernst & Young AS

Stortorvet 7, 0155 Oslo  
Postboks 1156 Sentrum, 0107 Oslo

Foretaksregisteret: NO 976 389 387 MVA  
Tlf: +47 24 00 24 00

www.ey.no  
Medlemmer av Den norske Revisorforening

## UAVHENGIG REVISORS BERETNING

Til generalforsamlingen i Securitas Norge AS

### Konklusjon

Vi har revidert årsregnskapet for Securitas Norge AS som består av balanse per 31. desember 2022, resultatregnskap og kontantstrømpoppstilling for regnskapsåret avsluttet per denne datoen og noter til årsregnskapet, herunder et sammendrag av viktige regnskapsprinsipper.

Etter vår mening oppfylder årsregnskapet gjeldende lovkrav og gir et rettviseende bilde av selskapets finansielle stilling per 31. desember 2022 og av dets resultater og kontantstrømmer for regnskapsåret avsluttet per denne datoen i samsvar med regnskapslovens regler og god regnskapsskikk i Norge.

### Grunnlag for konklusjon

Vi har gjennomført revisjonen i samsvar med International Standards on Auditing (ISA-ene). Våre oppgaver og plikter i henhold til disse standardene er beskrevet nedenfor under *Revisors oppgaver og plikter ved revisjonen av årsregnskapet*. Vi er uavhengige av selskapet i samsvar med kravene i relevante lover og forskrifter i Norge og *International Code of Ethics for Professional Accountants* (inkludert internasjonale uavhengighetsstandarder) utstedt av International Ethics Standards Board for Accountants (IESBA-reglene), og vi har overholdt våre øvrige etiske forpliktelser i samsvar med disse kravene. Innhentet revisjonsbevis er etter vår vurdering tilstrekkelig og hensiktsmessig som grunnlag for vår konklusjon.

### Øvrig informasjon

Øvrig informasjon omfatter informasjon i selskapets årsrapport bortsett fra årsregnskapet og den tilhørende revisjonsberetningen. Styret og daglig leder (ledelsen) er ansvarlig for den øvrige informasjonen. Vår konklusjon om revisjonen av årsregnskapet dekker ikke den øvrige informasjonen, og vi attesterer ikke den øvrige informasjonen.

I forbindelse med revisjonen av årsregnskapet er det vår oppgave å lese den øvrige informasjonen med det formål å vurdere om årsberetningen inneholder de opplysninger som skal gis i henhold til gjeldende lovkrav og hvorvidt det foreligger vesentlig inkonsistens mellom den øvrige informasjonen og årsregnskapet eller kunnskap vi har opparbeidet oss under revisjonen, eller hvorvidt den tilsynelatende inneholder vesentlig feilinformasjon. Dersom vi konkluderer med at den øvrige informasjonen inneholder vesentlig feilinformasjon eller ikke inneholder de opplysninger som skal gis i henhold til gjeldende lovkrav, er vi pålagt å rapportere det.

Vi har ingenting å rapportere i så henseende, og vi mener at årsberetningen er konsistent med årsregnskapet og inneholder de opplysninger som skal gis i henhold til gjeldende lovkrav.

### Ledelsens ansvar for årsregnskapet

Ledelsen er ansvarlig for å utarbeide årsregnskapet og for at det gir et rettviseende bilde i samsvar med regnskapslovens regler og god regnskapsskikk i Norge. Ledelsen er også ansvarlig for slik intern kontroll som den finner nødvendig for å kunne utarbeide et årsregnskap som ikke inneholder vesentlig feilinformasjon, verken som følge av misligheter eller feil.

Ved utarbeidelsen av årsregnskapet må ledelsen ta standpunkt til selskapets evne til fortsatt drift og opplyse om forhold av betydning for fortsatt drift. Forutsetningen om fortsatt drift skal legges til grunn for årsregnskapet med mindre ledelsen enten har til hensikt å avvike selskapet eller virksomheten, eller ikke har noe annet realistisk alternativ.



Building a better  
working world

## Revisors oppgaver og plikter ved revisjonen av årsregnskapet

Vårt mål er å oppnå betryggende sikkerhet for at årsregnskapet som helhet ikke inneholder vesentlig feilinformasjon, verken som følge av misligheter eller feil, og å avgi en revisjonsberetning som inneholder vår konklusjon. Betryggende sikkerhet er en høy grad av sikkerhet, men ingen garanti for at en revisjon utført i samsvar med ISA-ene, alltid vil avdekke vesentlig feilinformasjon. Feilinformasjon kan skyldes misligheter eller feil og er å anse som vesentlig dersom den enkeltvis eller samlet med rimelighet kan forventes å påvirke de økonomiske beslutningene som brukerne foretar på grunnlag av årsregnskapet.

Som del av en revisjon i samsvar med ISA-ene, utøver vi profesjonelt skjønn og utviser profesjonell skepsis gjennom hele revisjonen. I tillegg:

- identifiserer og vurderer vi risikoen for vesentlig feilinformasjon i årsregnskapet, enten det skyldes misligheter eller feil. Vi utformer og gjennomfører revisjonshandlinger for å håndtere slike risikoer, og innhenter revisjonsbevis som er tilstrekkelig og hensiktsmessig som grunnlag for vår konklusjon. Risikoen for at vesentlig feilinformasjon som følge av misligheter ikke blir avdekket, er høyere enn for feilinformasjon som skyldes feil, siden misligheter kan innebære samarbeid, forfalskning, bevisste utelatelser, uriktige fremstillinger eller overstyring av intern kontroll.
- opparbeider vi oss en forståelse av den interne kontrollen som er relevant for revisjonen, for å utforme revisjonshandlinger som er hensiktsmessige etter omstendighetene, men ikke for å gi uttrykk for en mening om effektiviteten av selskapets interne kontroll.
- evaluerer vi om de anvendte regnskapsprinsippene er hensiktsmessige og om regnskapsestimater og tilhørende noteopplysninger utarbeidet av ledelsen er rimelige.
- konkluderer vi på om ledelsens bruk av fortsatt drift-forutsetningen er hensiktsmessig, og, basert på innhentede revisjonsbevis, hvorvidt det foreligger vesentlig usikkerhet knyttet til hendelser eller forhold som kan skape betydelig tvil om selskapets evne til fortsatt drift. Dersom vi konkluderer med at det eksisterer vesentlig usikkerhet, kreves det at vi i revisjonsberetningen henleder oppmerksomheten på tilleggsopplysningene i årsregnskapet, eller, dersom slike tilleggsopplysninger ikke er tilstrekkelige, at vi modifiserer vår konklusjon. Våre konklusjoner er basert på revisjonsbevis innhentet frem til datoen for revisjonsberetningen. Etterfølgende hendelser eller forhold kan imidlertid medføre at selskapet ikke kan fortsette driften.
- evaluerer vi den samlede presentasjonen, strukturen og innholdet i årsregnskapet, inkludert tilleggsopplysningene, og hvorvidt årsregnskapet gir uttrykk for de underliggende transaksjonene og hendelsene på en måte som gir et rettviseende bilde.

Vi kommuniserer med styret blant annet om det planlagte omfanget av og tidspunktet for revisjonsarbeidet og eventuelle vesentlige funn i revisjonen, herunder vesentlige svakheter i den interne kontrollen som vi avdekker gjennom revisjonen.

Oslo, 19. juni 2023  
ERNST & YOUNG AS

*Revisjonsberetningen er signert elektronisk*

Andreas Lie  
statsautorisert revisor

Uavhengig revisors beretning - Securitas Norge AS 2022

A member firm of Ernst & Young Global Limited

Pennneo Dokumentnøkkel: ANG58-EE853-E87KO-TYOUE-167AC-Jf8P



# PENNEO

Signaturene i dette dokumentet er juridisk bindende. Dokument signert med "Penneo"™ - sikker digital signatur.  
De signerende parter sin identitet er registrert, og er listet nedenfor.

"Med min signatur bekrefter jeg alle datoer og innholdet i dette dokument."

## Andreas Lie

Partner

På vegne av: Ernst & Young AS

Serienummer: 9578-5997-4-204895

IP: 212.0.xxx.xxx

2023-06-19 08:01:54 UTC



Penneo Dokumentnøkkel: ANG58-EE883-E87KO-TYOU-E-167AC-JIF8P

Dokumentet er signert digitalt, med **Penneo.com**. Alle digitale signatur-data i dokumentet er sikret og validert av den datamaskin-utregnede hash-verdien av det opprinnelige dokument. Dokumentet er låst og tids-stemplet med et sertifikat fra en betrodd tredjepart. All kryptografisk bevis er integrert i denne PDF, for fremtidig validering (hvis nødvendig).

### Hvordan bekrefter at dette dokumentet er originalen?

Dokumentet er beskyttet av ett Adobe CDS sertifikat. Når du åpner dokumentet i

Adobe Reader, skal du kunne se at dokumentet er sertifisert av **Penneo e-signature service <penneo@penneo.com>**. Dette garanterer at innholdet i dokumentet ikke har blitt endret.

Det er lett å kontrollere de kryptografiske beviser som er lokalisert inne i dokumentet, med Penneo validator - <https://penneo.com/validator>



# Årsregnskap 2022 SECURITAS NORGE AS

Styrets årsberetning  
Resultatregnskap  
Balanse  
Kontantstrøm  
Noter til regnskapet

Org.nr.: 966 251 441



## Årsberetning 2022 for SECURITAS NORGE AS

Alle regnskapstall i årsberetningen er oppgitt i hele tusen.

### Virksomhetens art

SECURITAS NORGE AS er et holdingselskap for den virksomheten Securitas har i Norge for levering av vakt- og tekniske tjenester rettet mot næringsliv og offentlig sektor. Selskapet har ingen virksomhet rettet mot markedet og har ingen ansatte. Selskapet er lokalisert i Oslo kommune.

### Fortsatt drift

I samsvar med regnskapslovens § 3-3a bekreftes det at forutsetningen om fortsatt drift er til stede og at denne forutsetningen er lagt til grunn ved utarbeidelsen av regnskapet.

### Fremtidig utvikling

Samfunnsutviklingen tilsier at sikkerhetsmarkedet vil fortsette å vokse. Sett i denne sammenheng forventer styret at veksten de senere år fortsetter innenfor forretningsområdet vaktvold. Det påpekes imidlertid at det normalt er knyttet betydelig usikkerhet til vurdering av fremtidige forhold.

### Oppkjøp

Securitas konsernet kunngjorde i desember 2021 at de har inngått avtale om kjøp av Stanley Security. Avtalen forutsatt godkjenning av offentlige konkurransemyndigheter, og oppkjøpet ble godkjent 25.07.2022. Det vises til nærmede omtale i årsberetningen til Securitas konsernet ([www.securitas.com](http://www.securitas.com)) samt årsberetningen.

### Redegjørelse for årsregnskapet

Securitas Norge AS utarbeider ikke konsernregnskap (jfr Regnskapslovens § 3 7). Selskapet konsolideres sammen med sine datterselskaper i Securitas AB. Regnskapet til Securitas AB vil være tilgjengelig i Brønnøysund under Securitas Norge AS.

Selskapet har 2 datterselskaper; Securitas AS og Securitas Technology Holding AS (tidligere Stanley Security Holding AS). Datterselskapet Securitas AS har to datterselskaper med virksomhet; Personal Service Sikkerhet AS og Securitas Services AS, samt 2 hvilende datterselskaper Vaktvesenet AS og Norsk Vaktelskap AS. Datterselskapet Securitas Technology Holding AS eier 100% av Securitas Techonlogy AS (tidligere Stanley Security AS).

Inntekt på investering i datterselskaper for 2022 er tkr108 500 og for 2021 tkr 54 000.

Selskapets kontantstrøm er i hovedsak påvirket av poster knyttet til oppkjøpet av Stanley Security Holding. Andre poster som påvirker selskapets kontantstrøm er ordinært resultat før skatt tkr 64 680, betalte skatter (tkr -61). Likviditetssituasjonen ved årets slutt vurderes som tilfredsstillende.

Det er etter regnskapsårets utgang ikke inntrådt andre forhold som etter styrets syn har betydning ved bedømmelse av regnskapet. Styret mener at årsregnskapet gir et rettvise bilde av Securitas Norge AS eiendeler og gjeld, finansielle stilling og resultat.

Foreslått utbytte for 2022 er satt til kr 57 000 og styret mener dette er forsvarlig basert på mottatt konsernbidrag fra datterselskaper, likviditetssituasjonen i selskapet samt selskapets totale kapital.

### Markedsrisiko

Selskapet er ikke eksponert for endringer i valutakurser.

### Kreditrisiko

Risiko for at motparter ikke har økonomisk evne til å oppfylle sine forpliktelser er ikke tilstede ettersom selskapet ikke har aktiviteter rettet mot markedet.



## Likviditetsrisiko

Selskapet deltar i et konsernkontosystem sammen med datterselskapet Securitas AS. Selskapet har ved likviditetsbehov rentebærende lån innen Securitas konsernet, og effekten av eventuelle rentendringer påvirker selskapets resultat etter finans.

Selskapets lån har økt som følge av oppkjøpet av Stanley i tillegg til at selskapets egenkapital ble styrket.

## Arbeidsmiljø, likestilling og diskriminering

Selskapet har ingen ansatte. Det er tegnet forsikring for styrets medlemmer og daglig leder ref rskl. §3-3a

## Miljørapportering

Selskapet driver ikke virksomhet som forurenser det ytre miljøet.

## Forsikringer

Selskapet har tegnet forsikring av styremedlemmer.

## Åpenhetsloven

Selskapet har jobbet aktivt med tilpasning av åpenhetsloven. For redgjørelse og detaljer viser vi til vedlagt nettside: [securitas.no/om-oss/aapenhetsloven](https://securitas.no/om-oss/aapenhetsloven)

## Årsresultat og disponeringer

I 2022 hadde selskapet et resultat etter skattekostnad på tkr 53 211 som foreslås disponert slik:

<b>Disponering</b>	<b>Beløp</b>
Avsatt til utbytte	57 000
Fra annen egenkapital	-3 789
<b>Sum</b>	<b>53 211</b>

Oslo, 31.05.2023  
Styret i SECURITAS NORGE AS

Martin Holmen  
styreleder

Christian Olberg  
styremedlem/daglig leder

Ove Paulsen  
styremedlem



## Resultatregnskap SECURITAS NORGE AS

Driftsinntekter og driftskostnader	Note	2022	2021
Annen driftskostnad	2, 3	11 891	132
<b>Sum driftskostnader</b>		<b>11 891</b>	<b>132</b>
<b>Driftsresultat</b>		<b>-11 891</b>	<b>-132</b>
<b>Finansinntekter og finanskostnader</b>			
Inntekt på investering i datterselskap	4	108 500	54 000
Renteinntekt fra foretak i samme konsern	5	13 364	7 047
Rentekostnad til foretak i samme konsern	5	38 883	8 712
Annen finanskostnad		6 410	6 928
<b>Resultat av finansposter</b>		<b>76 571</b>	<b>45 407</b>
Resultat før skattekostnad		64 680	45 275
Skattekostnad på resultat	6	11 469	61
<b>Resultat</b>		<b>53 211</b>	<b>45 215</b>
<b>Årsresultat</b>	7	<b>53 211</b>	<b>45 215</b>
<b>Overføringer</b>			
Avsatt til utbytte		57 000	0
Avsatt til annen egenkapital		0	45 215
Overført fra annen egenkapital		3 789	0
<b>Sum overføringer</b>		<b>53 211</b>	<b>45 215</b>



**Balanse**  
**SECURITAS NORGE AS**

	Note	2022	2021
<b>Eiendeler</b>			
<b>Finansielle driftsmidler</b>			
Investeringer i datterselskap	4	1 664 224	489 470
<b>Sum finansielle anleggsmidler</b>		<b>1 664 224</b>	<b>489 470</b>
<b>Sum anleggsmidler</b>		<b>1 664 224</b>	<b>489 470</b>
<b>Omløpsmidler</b>			
<b>Fordringer</b>			
Konsernmellomværende	5	438 503	54 015
Andre kortsiktige fordringer		0	4
<b>Sum fordringer</b>		<b>438 503</b>	<b>54 018</b>
<b>Bankinnskudd, kontanter o.l.</b>	5	<b>48 281</b>	<b>138 183</b>
<b>Sum omløpsmidler</b>		<b>486 784</b>	<b>192 201</b>
<b>Sum eiendeler</b>		<b>2 151 007</b>	<b>681 671</b>



**Balanse**  
**SECURITAS NORGE AS**

	Note	2022	2021
<b>Egenkapital og gjeld</b>			
<b>Innskutt egenkapital</b>			
Aksjekapital	8	103 532	4 500
Annen innskutt egenkapital		60 500	60 500
<b>Sum innskutt egenkapital</b>		<b>164 032</b>	<b>65 000</b>
<b>Opptjent egenkapital</b>			
Annen egenkapital		43 110	46 899
<b>Sum opptjent egenkapital</b>		<b>43 110</b>	<b>46 899</b>
<b>Sum egenkapital</b>	7	<b>207 142</b>	<b>111 899</b>
<b>Gjeld</b>			
<b>Kortsiktig gjeld</b>			
Leverandørgjeld		25	0
Betalbar skatt	6	11 469	61
Skattetrekk og andre trekk		2 357	0
Utbytte	7	57 000	0
Gjeld til konsernselskap	5	1 395 488	91 422
Annen kortsiktig gjeld inkludert konsernkonto	5	477 527	478 289
<b>Sum kortsiktig gjeld</b>		<b>1 943 865</b>	<b>569 771</b>
<b>Sum gjeld</b>		<b>1 943 865</b>	<b>569 771</b>
<b>Sum gjeld og egenkapital</b>		<b>2 151 007</b>	<b>681 671</b>

Oslo, 31.05.2023  
Styret i SECURITAS NORGE AS

\_\_\_\_\_  
Martin Holmen  
styreleder

\_\_\_\_\_  
Christian Olberg  
styremedlem/daglig leder

\_\_\_\_\_  
Ove Paulsen  
styremedlem



**Indirekte kontantstrøm**  
**SECURITAS NORGE AS**

	Note	2022	2021
<b>Kontantstrømmer fra operasjonelle aktiviteter</b>			
Resultat før skattekostnad		64 680	45 275
Periodens betalte skatt		61	160
Endring i leverandørgjeld		25	0
Endring i andre tidsavgrensningposter		1 306 427	-43 133
<b>Netto kontantstrøm fra operasjonelle aktiviteter</b>		<b>1 371 071</b>	<b>1 982</b>
<b>Kontantstrømmer fra investeringsaktiviteter</b>			
Utbetalinger ved kjøp av aksjer og andeler i andre foret		-1 174 754	0
<b>Netto kontantstrøm fra investeringsaktiviteter</b>		<b>-1 174 754</b>	<b>0</b>
<b>Kontantstrømmer fra finansieringsaktiviteter</b>			
+/- Endring konsernkonto		-763	53 718
+/- Endring kortsiktige plassering / kortsiktig gjeld		-384 488	0
Innbetalinger av egenkapital		99 032	0
<b>Netto kontantstrøm fra finansieringsaktiviteter</b>		<b>-286 219</b>	<b>53 718</b>
Netto endring i kontanter og kontantekvivalenter		-89 902	55 700
Beh. av kont. og kontantekvivalenter ved per. begynnel		138 183	82 482
<b>Beh. av kont. og kontantekvivalenter ved per. slutt</b>		<b>48 281</b>	<b>138 183</b>



## Noter til regnskapet 2022

### Note 1 Regnskapsprinsipper

Årsregnskapet er satt opp i samsvar med regnskapsloven og utarbeidet etter norske regnskapsstandarder.

#### Tallpresentasjon

Regnskapet er avlagt i norske kroner, og alle tall presenteres i hele 1000 kr.

#### Valuta

Pengeposter i utenlandsk valuta vurderes iht. kursen ved regnskapsårets slutt.

#### Skatt

Skattekostnaden i resultatregnskapet omfatter både periodens betalbare skatt og endring i utsatt skatt. Utsatt skatt beregnes på grunnlag av de midlertidige forskjeller som eksisterer mellom regnskapsmessige og skattemessige verdier, samt ligningsmessig underskudd til fremføring ved utgangen av regnskapsåret. Skatteøkende og skattereduserende midlertidige forskjeller som reverserer eller kan reverseres i samme periode er utlignet og nettoført. Netto utsatt skattefordel balanseføres i den grad det er sannsynlig at denne kan bli utnyttet.

#### Klassifisering og vurdering av omløpsmidler

Omløpsmidler og kortsiktig gjeld omfatter normalt poster som forfaller til betaling innen ett år etter balansedagen, samt poster som knytter seg til varekretsløpet. Omløpsmidler vurderes til laveste verdi av anskaffelseskost og virkelig verdi.

#### Aksjer i datterselskap og tilknyttet selskap

Datterselskap og tilknyttede selskaper vurderes etter kostmetoden i selskapsregnskapet. Investeringen er vurdert til anskaffelseskost for aksjene med mindre nedskrivning har vært nødvendig. Det er foretatt nedskrivning til virkelig verdi når verdifall skyldes årsaker som ikke kan forventes å være forbigående og det må anses nødvendig etter god regnskapsskikk. Nedskrivninger er reversert når grunnlaget for nedskrivning ikke lenger er til stede.

Utbytte, konsernbidrag og andre utdelinger fra datterselskap er inntektsført samme år som det er avsatt i givers regnskap. Overstiger utbytte / konsernbidraget andelen av opptjent resultat etter anskaffelsestidspunktet, representerer den overskytende del tilbakebetaling av investert kapital, og utdelingene er fratrukket investeringens verdi i balansen til morselskapet.

Det utarbeides ikke konsernregnskap.

#### Fordringer

Kundefordringer og andre fordringer oppføres til pålydende etter fradrag for avsetning til forventet tap.

#### Kontanter, kontantekvivalenter og kontantstrømpoppstilling

Kontantstrømpoppstillingen er utarbeidet etter den indirekte metoden. Kontanter og kontantekvivalenter omfatter kontanter, bankinnskudd og andre kortsiktige, likvide plasseringer.

Selskapet har toppkonto i et konsernkontosystem som omfatter datterselskapene Securitas AS, Securitas Services AS og Personal Services og Sikkerhet AS. Bankkonti som inngår i dette systemet behandles som selskapets bankbeholdning med konsernmellomværende som motpost.



## Noter til regnskapet 2022

### Note 2 Lønnskostnader og ytelser, godtgjørelser styret og revisor

Selskapet har ingen ansatte og er ikke pliktig til å ha tjenestepensjonsordning etter lov om obligatorisk tjenestepensjon.

Det er ikke utbetalt godtgjørelse til styret.

Kostnadsført revisjonshonorar i 2022 utgjør tkr 20 eks. mva.

### Note 3 Andre driftskostnader

Spesifikasjon på type kostnad	2022	2021
Drift, vedlikehold, fremmede tjenester og kontor	11 830	59
Øvrige kostnader	61	73
<b>Sum</b>	<b>11 891</b>	<b>132</b>

### Note 4 Aksjer i datterselskap

	Eier- /stemmeandel	Balanseført verdi	Resultat 2022	Egenkapital 31.12.2022
Securitas AS	100%	489 470	58 737	188 140
Stanley Holding AS	100%	1 174 754	-7 819	0
<b>Totalt</b>		<b>1 664 224</b>	<b>50 918</b>	<b>188 140</b>

	Eier- /stemmeandel	Balanseført verdi	Resultat 2021	Egenkapital 31.12.2021
Securitas AS	100%	489 470	45 726	189 935
<b>Totalt</b>		<b>489 470</b>	<b>45 726</b>	<b>189 935</b>

	2022	2021
Mottatt utbytte / konsernbidrag	108 500	54 000

Kostpris aksjer i datterdatter utgjør tkr 48 020 i 2022 mot tkr 45 992 i 2021.

Det utarbeides ikke konsernregnskap, se note 7.



## Noter til regnskapet 2022

### Note 5 Mellomværende med selskap i samme konsern, samt bankkonto

	2022	2021
<b>Fordringer</b>		
Fordringer på foretak i samme konsern	438 503	54 015
<b>Sum</b>	<b>438 503</b>	<b>54 015</b>

<b>Gjeld</b>		
Gjeld til selskaper i samme konsern	1 395 488	91 422
Annen kortsiktig gjeld konsern	477 527	478 289
<b>Sum</b>	<b>1 873 014</b>	<b>569 711</b>

<b>Spesifikasjon fordringer</b>		
Securitas AS konsernbidrag	27 000	9 000
Stanley Holding AS konsernbidrag	49 000	
Securitas AS utbytte	32 500	45 000
Lån til Stanley Holding AS	330 003	
Securitas AS	0	15
Norsk Vaktselskap	0	0
<b>Sum</b>	<b>438 503</b>	<b>54 015</b>

<b>Spesifikasjon Gjeld</b>		
Securitas Transport Aviation Security AS	77 962	91 137
Securitas Treasury Ireland Ltd	236 723	285
Securitas Nordic Holding AB (lån inkl påløpte renter)	1 080 802	0
Securitas AS	402 016	389 616
Securitas Services AS	30	7 642
Personal Service og Sikkerhet	75 372	81 031
Vaktvesenet AS	109	0
<b>Sum (- er fordring)</b>	<b>1 873 014</b>	<b>569 711</b>

Renteinntekter og -kostnader konsernforetak relaterer seg til renter konsernkontoordning med tkr 6 707 i 2022 og tkr 6 913 i 2021. Øvrige renter konsern utgjør netto kostnader i med tkr 25 520 i 2022 og tkr 1 665 i 2021. Mellomværende med Securitas AS består av konsernbidrag tilgode og kortsiktig plassering ved årets slutt. Konsernbidrag og utbytte betales etter generalforsamling i selskapet.

Det foretas ikke renteberegninger på kortsiktige plasseringer og konsernbidrag. Mellomværende med konsernforetak som ikke er datterselskap renteberegnes basert på daglig markedsrente i konsernet.

	2022	2021
<b>Bankkonti</b>		
Konsernkonti datterselskap	477 417	478 289
Bankkonto i selskapet	-429 246	-340 106
<b>Sum</b>	<b>48 172</b>	<b>138 183</b>
<b>SECURITAS NORGE AS</b>		<b>Side 10</b>



## Noter til regnskapet 2022

## Note 6 Skatt

<b>Årets skattekostnad</b>	<b>2022</b>	<b>2021</b>
Resultatført skatt på ordinært resultat:		
Betalbar skatt	11 469	61
Endring i utsatt skattefordel	0	0
<b>Skattekostnad ordinært resultat</b>	<b>11 469</b>	<b>61</b>
Skattepliktig inntekt:		
Resultat før skatt	64 680	45 275
Permanente forskjeller	-20 690	-45 000
Avskåret rentefradrag	8 142	0
<b>Skattepliktig inntekt</b>	<b>52 132</b>	<b>275</b>
Betalbar skatt i balansen:		
Betalbar skatt på årets resultat	-5 251	-1 919
Betalbar skatt på mottatt konsernbidrag	16 720	1 980
<b>Sum betalbar skatt i balansen</b>	<b>11 469</b>	<b>61</b>
Beregning av effektiv skattesats		
Resultat før skatt	64 680	45 275
Beregnet skatt av resultat før skatt	14 230	9 961
Skatteeffekt av permanente forskjeller	-4 552	-9 900
<b>Sum</b>	<b>9 678</b>	<b>61</b>
Effektiv skattesats	15,0 %	0,1 %

Skatteeffekten av midlertidige forskjeller som har gitt opphav til utsatt skatt og utsatte skattefordeler, spesifisert på typer av midlertidige forskjeller

	<b>2022</b>	<b>2021</b>	<b>Endring</b>
Avskåret rentefradrag	-8 142	0	8 142
<b>Grunnlag for utsatt skattefordel</b>	<b>-8 142</b>	<b>0</b>	<b>8 142</b>
<b>Utsatt skattefordel (22 %)</b>	<b>-1 791</b>	<b>0</b>	<b>1 791</b>



## Noter til regnskapet 2022

### Note 7 Egenkapital

	Aksjekapital	Annen Innskutt egenkapital	Annen egenkapital	Sum egenkapital
Pr. 31.12.2021	4 500	60 500	46 899	111 899
<b>Pr 01.01.2022</b>	<b>4 500</b>	<b>60 500</b>	<b>46 899 284</b>	<b>111 899</b>
Kapitalutvidelse	99 032			99 032
Årets resultat			53 211	53 211
Utbytte til Securitas AB			-57 000	-57 000
<b>Pr 31.12.2022</b>	<b>103 532</b>	<b>60 500</b>	<b>43 110</b>	<b>207 142</b>

### Note 8 Aksjonærer

Aksjekapitalen i SECURITAS NORGE AS pr. 31.12 består av:

	Antall	Pålydende	Bokført
Ordinære aksjer	500	9 000	4 500
<b>Sum</b>	<b>500</b>		<b>4 500</b>

#### Eierstruktur

De største aksjonærene i % pr. 31.12 var:

	Ordinære	Eierandel	Stemmeandel
Securitas Nordic Holding AB	500	100	100

Securitas Norge AS utarbeider ikke konsernregnskap (jfr RL § 3-7). Securitas Norge AS konsolideres i Securitas AB. Securitas AB sitt årsregnskap vil være tilgjengelig i regnskapsregisteret. Securitas AB har forretningskontor i Stockholm, Sverige.

### Note 9 Andre forhold (bankgarantier / trekkrettigheter)

Som sikkerhet for banken, for garantier og trekkrettigheter er det fra Securitas AB utstedt "Letter of Support". Konsernet har kassekreditt med limit på tkr 20 000. Kassekreditten er ikke benyttet pr 31.12.2022.



## Noter til regnskapet 2022

### Note 10 Hendelser etter balansedagen

Styret kjenner ikke hendelser etter balansedagen som påvirker vurderingen av regnskapet for 2022.