



ÅRSREGNSKAPET FOR REGNSKAPSÅRET 2021 - GENERELL INFORMASJON

Enheten

Organisasjonsnummer:	995 930 099
Organisasjonsform:	Aksjeselskap
Foretaksnavn:	HVAS INVEST KAPPA AS
Forretningsadresse:	Jåttåvågveien 7 4020 STAVANGER

Regnskapsår

Årsregnskapets periode:	01.01.2021 - 31.12.2021
-------------------------	-------------------------

Konsern

Morselskap i konsern:	Ja
Konsernregnskap lagt ved:	Nei

Regnskapsregler

Regler for små foretak benyttet:	Nei
Benyttet ved utarbeidelsen av årsregnskapet til selskapet:	Regnskapslovens alminnelige regler

Årsregnskapet fastsatt av kompetent organ

Bekreftet av representant for selskapet:	Ove Martin Juul
Dato for fastsettelse av årsregnskapet:	20.05.2022

Grunnlag for avgivelse

År 2021: Årsregnskapet er elektronisk innlevert
År 2020: Tall er hentet fra elektronisk innlevert årsregnskap fra 2021

Det er ikke krav til at årsregnskapet m.v. som sendes til Regnskapsregisteret er undertegnet. Kontrollen på at dette er utført ligger hos revisor/enhetens øverste organ. Sikkerheten ivaretas ved at innsender har rolle/rettighet for innsending av årsregnskapet via Altinn, og ved at det bekreftes at årsregnskapet er fastsatt av kompetent organ.

Brønnøysundregistrene, 17.08.2023



Resultatregnskap

Beløp i: NOK	Note	2021	2020
RESULTATREGNSKAP			
Kostnader			
Other expenses	2	136 475	91 985
Sum kostnader		136 475	91 985
Driftsresultat		-136 475	-91 985
Finansinntekter og finanskostnader			
Annen renteinntekt		26	5 828
Other financial income		2 590 216	3 467 616
Sum finansinntekter		2 590 242	3 473 445
Other financial expenses			921 876
Sum finanskostnader			921 876
Netto finans		2 590 242	2 551 569
Ordinært resultat før skattekostnad		2 453 767	2 459 583
Income tax expense	5	539 829	743 921
Ordinært resultat etter skattekostnad		1 913 938	1 715 662
Årsresultat		1 913 938	1 715 662
Årsresultat etter minoritetsinteresser		1 913 938	1 715 662
Totalresultat		1 913 938	1 715 662
Overføringer og disponeringer			
To/from other equity	6	1 913 938	1 715 662
Sum overføringer og disponeringer		1 913 938	1 715 662



Balanse

Beløp i: NOK	Note	2021	2020
BALANSE - EIENDELER			
Anleggsmidler			
Immaterielle eiendeler			
Sum anleggsmidler		0	0
Omløpsmidler			
Varer			
Fordringer			
Other short-term receivables	4	6 625 459	4 970 620
Sum fordringer		6 625 459	4 970 620
Investeringer			
Aksjer og andeler i foretak i samme konsern	3	768 200 610	728 740 439
Sum investeringer		768 200 610	728 740 439
Bankinnskudd, kontanter og lignende			
Cash and cash equivalents		277 314	388 002
Sum bankinnskudd, kontanter og lignende		277 314	388 002
Sum omløpsmidler		775 103 383	734 099 060
SUM EIENDELER		775 103 383	734 099 060
BALANSE - EGENKAPITAL OG GJELD			
Egenkapital			
Innskutt egenkapital			
Share capital	6, 7	6 965 384	6 965 384
Beholdning av egne aksjer	6	40 000 000	
Overkurs	6	674 987 006	674 987 006
Sum innskutt egenkapital		721 952 391	681 952 391
Opptjent egenkapital			



Balanse

Beløp i: NOK	Note	2021	2020
Other equity	6	50 630 624	48 716 686
Sum opptjent egenkapital		50 630 624	48 716 686
Sum egenkapital		772 583 014	730 669 076
Sum langsiktig gjeld		0	0
Kortsiktig gjeld			
Leverandørgjeld		66 601	45 625
Tax payable	5		
Other current liabilities	4	2 453 767	3 384 359
Sum kortsiktig gjeld		2 520 368	3 429 984
Sum gjeld		2 520 368	3 429 984
SUM EGENKAPITAL OG GJELD		775 103 383	734 099 060



Admincontrol

List of Signatures Page 1/1

19.04.22 HVAS Invest Kappa AS - Årsregnskap 2021.pdf

Name	Method	Signed at
Ertvaag, Ole	BANKID_MOBILE	2022-04-26 14:12 GMT+02
Nina El-Imad	One-Time-Password	2022-04-26 13:49 GMT+02
Reed, Pål Magnus	BANKID	2022-04-24 08:20 GMT+02
Espedal, Tor	BANKID	2022-04-23 09:24 GMT+02
Waldeland, Kurt Magne	BANKID	2022-04-20 16:09 GMT+02



This file is sealed with a digital signature. The seal is a guarantee for the authenticity of the document.
External reference: 15CCE830427B46329BA46BBDFF0DB6184

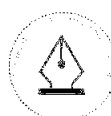


Financial Statements

2021

HVAS Invest Kappa AS

Org.no.:995 930 099



This file is sealed with a digital signature.
The seal is a guarantee for the authenticity
of the document.

Document ID:
15CCE830427B46329BA46BBDF0DB6184



HVAS Invest Kappa AS

Board of Directors' report

Introduction

HVAS Invest Kappa AS (the "Company") with reg.no 995 930 099 is an investment company based in Stavanger.

Financial results

Net profit in 2021 was NOK 1 913 938 compared to a profit of NOK 1 715 662 in 2020. Allocation of this years' profit is transferred to other equity. Equity ratio as of 31.12.2021 is 99,67 %.

Share capital and shareholders

HitecVision Asset Solutions LP is the sole shareholder of the Company.

Employees and the working environment

The Company has no employees. The board consists of three men and one woman. The board has not found it necessary to take special actions with regard to equal opportunities.

Directors & Officers Insurance

The Company has a Directors & Officers Insurance in place which covers liability for financial loss of third parties due to neglect, error or omissions from any directors, officers or employees of the Company in their capacity of such position. The insurance does not cover damage to persons or property.

Environmental issues

The Company's operations do not pollute the environment.

Going concern

In accordance with the Accounting Act § 3-3, we confirm that the financial statements have been prepared under the assumption of going concern.

Stavanger, 20.04.2022

The board of HVAS Invest Kappa AS

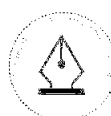
Pål Magnus Reed
Chair of the board

Tor Espedal
Member of the board

Ole Ertvaag
Member of the board

Nina Stewart
Member of the board

Kurt M. Waldeland
General Manager



This file is sealed with a digital signature.
The seal is a guarantee for the authenticity
of the document.

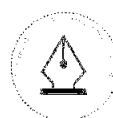
Document ID:
15CCE830427B46329BA46BDDF0DB6184



Revenue statement			
HVAS Invest Kappa AS			
Operating income and operating expenses (NOK)	Note	2021	2020
Other expenses	2	136 475	91 985
Total expenses		136 475	91 985
Operating profit		-136 475	-91 985
Financial income and expenses			
Other interest income		26	5 828
Other financial income		2 590 216	3 467 616
Other financial expenses		0	921 876
Net financial items		2 590 242	2 551 569
Net profit (-loss) before tax		2 453 767	2 459 583
Income tax expense	5	539 829	743 921
Net profit (-loss)		1 913 938	1 715 662
Allocation of net profit (-loss)			
To/from other equity	6	1 913 938	1 715 662
Total allocation		1 913 938	1 715 662

HVAS Invest Kappa AS

Side 3



This file is sealed with a digital signature.
The seal is a guarantee for the authenticity
of the document.

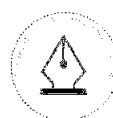
Document ID:
15CCE830427B46329BA46BBDFF0DB6184



Balance sheet			
HVAS Invest Kappa AS			
Assets (NOK)	Note	2021	2020
Current assets			
Debtors			
Other short-term receivables	4	6 625 459	4 970 620
Total receivables		6 625 459	4 970 620
Investments			
Investment in subsidiaries	3	768 200 610	728 740 439
Total investments		768 200 610	728 740 439
Cash and cash equivalents		277 314	388 002
Total current assets		775 103 383	734 099 060
Total assets		775 103 383	734 099 060

HVAS Invest Kappa AS

Page 4



This file is sealed with a digital signature.
The seal is a guarantee for the authenticity
of the document.

Document ID:
15CCE830427B46329BA46BBD0DB6184



Balance sheet			
HVAS Invest Kappa AS			
Equity and liabilities (NOK)	Note	2021	2020
Paid-in capital			
Share capital	6, 7	6 965 384	6 965 384
Non-registered capital increase	6	40 000 000	0
Share premium	6	674 987 006	674 987 006
Total paid-in capital		721 952 391	681 952 391
Retained earnings			
Other equity	6	50 630 624	48 716 686
Total retained earnings		50 630 624	48 716 686
Total equity		772 583 014	730 669 076
Liabilities			
Current liabilities			
Trade payables		66 601	45 625
Other current liabilities	4	2 453 767	3 384 359
Total current liabilities		2 520 368	3 429 984
Total liabilities		2 520 368	3 429 984
Total equity and liabilities		775 103 383	734 099 060
Stavanger, 20.04.2022 The board of HVAS Invest Kappa AS			
<hr/>			
Pål Magnus Reed Chair of the board	Tor Espedal Member of the board	Ole Ertvaag Member of the board	
<hr/>			
Nina Stewart Member of the board	Kurt M. Waldeland General Manager		
<hr/>			
HVAS Invest Kappa AS			Page 5



This file is sealed with a digital signature.
The seal is a guarantee for the authenticity
of the document.

Document ID:
15CCE830427B46329BA46BDDF0DB6184



Indirect cash flow			
HVAS Invest Kappa AS			
(NOK)	Note	2021	2020
Cash flows from operating activities			
Profit/(-loss) before tax		2 453 767	2 459 583
Loss on sale of shares		0	921 846
Change in accounts payable		20 976	25 000
Change in other accrual items		-2 585 431	-1 905 638
Net cash flows from operating activities		-110 688	1 500 792
Cash flows from investment activities			
Proceeds from sale of shares		0	2 000 000
Investments in shares		-40 000 000	-9 551 848
Net cash flows from investment activities		-40 000 000	-7 551 848
Cash flows from financing activities			
Proceeds from equity		40 000 000	0
Net cash flows from financing activities		40 000 000	0
Net change in cash and cash equivalents		-110 688	-6 051 056
Cash and cash equivalents at the start of the period		388 002	6 439 059
Cash and cash equivalents at the end of the period		277 314	388 002



This file is sealed with a digital signature.
The seal is a guarantee for the authenticity
of the document.

Document ID:
15CCE830427B46329BA46BBDf0DB6184



HVAS INVEST KAPPA AS NOTES TO THE FINANCIAL STATEMENTS FOR 2021

Note 1 Accounting principles

The financial statements have been prepared in accordance with the Norwegian Accounting Act and generally accepted accounting principles.

Valuation and classification of assets and liabilities

Net current assets and liabilities comprise receivables and payables due within one year.

Other entries are classified as fixed assets and/or long term creditors.

Current assets are valued at the lower of acquisition cost and fair value.

Fixed asset are carried at historical cost, but are written down to their recoverable amount if this is lower than the carrying amount and the reduction in value is expected to be permanent. Fixed assets with a limited economic life are depreciated in accordance with a reasonable depreciation schedule.

Trade and other receivables

Trade receivables and other receivables are carried at fair value less an allowance for expected losses. An estimate is made for doubtful debts based on a review of all amounts outstanding at the balance sheet date. Bad debts are written off when identified.

Shares in subsidiaries and associates

The cost method is used as a principle for investments in subsidiaries and associates. The cost price is increased when funds are added to the investments by way of capital increase or group contributions. Dividends received are recognised as income. However, dividends that exceeds retained earnings are recorded as a reduction of the acquisition cost. Dividends / group contributions from subsidiaries are recognised in the same year as the subsidiary allocates the amount. Dividends from other companies are recognised as financial income when the dividend is approved. Investments in subsidiaries are not consolidated as the purpose of the investments is to develop and sell the underlying investments.

Foreign currency translation

Foreign currency transactions are translated using the exchange rate prevailing at the date of the transaction. Balances in foreign currency are translated using the exchange rates prevailing at the balance sheet date.

Cash and cash equivalents

Cash and cash equivalents include cash, bank deposits and other monetary instruments with a maturity of less than three months at the date of purchase.

General and administrative expenses

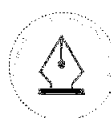
In principle, general and administrative expenses are recognised in the same period as the revenue to which they relate. In instances where there is no clear connection between the expense and revenue, the apportionment is estimated. Other exceptions to the matching criteria are disclosed where appropriate.

Tax

Tax in the income statement includes both payable taxes and changes in deferred tax. Deferred tax is calculated at 22 % based on the temporary differences between accounting and tax values including tax loss carry forwards at the end of the fiscal year. Taxable and deductible temporary differences that reverse or may reverse in the same period are netted.

Group affiliation

Consolidated financial statements are not prepared as the shares in the subsidiary have been acquired with an intention of temporary ownership, cf. Section 3-8 of the Accounting Act (Regnskapsloven).



This file is sealed with a digital signature.
The seal is a guarantee for the authenticity
of the document.

Document ID:
15CCE830427B46329BA46BDDF0DB6184



HVAS INVEST KAPPA AS NOTES TO THE FINANCIAL STATEMENTS FOR 2021

Note 2 Number of employees, remuneration, loans to employees etc.

The company has no employees and is not required to have an occupational pension scheme in accordance with Norwegian law on required occupational pension.

No compensations have been paid, no loans have been granted and no guarantees have been issued to any member of the Board of Directors.

Auditor

Auditors' fee for 2021 was NOK 15 625,
Fees for other assurance engagements was NOK 6 313.
VAT is included in the figures of auditor's fee.

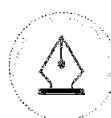
Note 3 Investment in subsidiaries

Company	Office	Ownership (%)	Voting interest (%)	Result 2021	Equity as of 31.12	Booked value as of 31.12
Havfram Holding AS	Stavanger	99,6 %	100 %	- 2 834 000	754 399 000	768 200 610

Note 4 Balances with group companies

Receivables	2021	2020
Havfram AS	4 156 926	1 566 732
Havfram Holding AS	2 453 767	3 381 459
Sum	6 610 693	4 948 191

Debt	2021	2020
Havfram Holding AS	2 453 767	3 381 459
Sum	2 453 767	3 381 459



This file is sealed with a digital signature.
The seal is a guarantee for the authenticity
of the document.

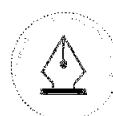
Document ID:
15CCE830427B46329BA46BDDF0DB6184



HVAS INVEST KAPPA AS NOTES TO THE FINANCIAL STATEMENTS FOR 2021

Note 5 Tax

This year's tax expense	2021	2020
Entered tax on ordinary profit/loss:		
Payable tax	539 829	743 921
Changes in deferred tax assets	0	0
Tax expense on ordinary profit/loss	539 829	743 921
Taxable income:		
Ordinary result before tax	2 453 767	2 459 583
Permanent differences	0	921 876
Provided intra-group contribution	-2 453 767	-3 381 459
Taxable income	0	0
Payable tax in the balance:		
Payable tax on this year's result	539 829	743 921
Payable tax on provided Group contribution	-539 829	-743 921
Total payable tax in the balance	0	0



This file is sealed with a digital signature.
The seal is a guarantee for the authenticity
of the document.

Document ID:
15CCE830427B46329BA46BBDFF0DB6184



HVAS INVEST KAPPA AS NOTES TO THE FINANCIAL STATEMENTS FOR 2021

Note 6 Equity

	Share capital	Non-registered capital increase	Share premium	Other equity	Total equity
As of 01.01.2021	6 965 384	0	674 987 006	48 716 686	730 669 076
Non-registered capital increase		40 000 000			40 000 000
Net profit				1 913 938	1 913 938
As of 31.12.2021	6 965 384	40 000 000	674 987 006	50 630 624	772 583 014

Note 7 Shareholders

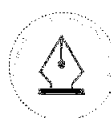
The share capital in HVAS Invest Kappa AS as of 31.12 consists of the following share classes:

	Total	Face value	Share capital
Ordinary shares	5 357 988	1,3	6 965 384
Total	5 357 988		6 965 384

Ownership structure

Shareholders in % at year end:

	Ordinary shares	Total	Ownership/ Voting share
HitecVision Asset Solutions LP	5 357 988	5 357 988	100 %
Total number of shares	5 357 988	5 357 988	100 %



This file is sealed with a digital signature.
The seal is a guarantee for the authenticity
of the document.

Document ID:
15CCE830427B46329BA46BBDF0DB6184



To the General Meeting of HVAS Invest Kappa AS

Independent Auditor's Report

Opinion

We have audited the financial statements of HVAS Invest Kappa AS (the Company), which comprise the balance sheet as at 31 December 2021, the revenue statement and indirect cash flow for the year then ended, and notes to the financial statements, including a summary of significant accounting policies.

In our opinion

- the financial statements comply with applicable statutory requirements, and
 - the financial statements give a true and fair view of the financial position of the Company as at 31 December 2021, and its financial performance and its cash flows for the year then ended in accordance with the Norwegian Accounting Act and accounting standards and practices generally accepted in Norway.
-

Basis for Opinion

We conducted our audit in accordance with International Standards on Auditing (ISAs). Our responsibilities under those standards are further described in the *Auditor's Responsibilities for the Audit of the Financial Statements* section of our report. We are independent of the Company as required by laws and regulations and the International Ethics Standards Board for Accountants' International Code of Ethics for Professional Accountants (including International Independence Standards) (IESBA Code), and we have fulfilled our other ethical responsibilities in accordance with these requirements. We believe that the audit evidence we have obtained is sufficient and appropriate to provide a basis for our opinion.

Other Information

The Board of Directors and the Managing Director (management) are responsible for the information in the Board of Directors' report. The other information comprises information in the annual report, but does not include the financial statements and our auditor's report thereon. Our opinion on the financial statements does not cover the information in the Board of Directors' report.

In connection with our audit of the financial statements, our responsibility is to read the Board of Directors' report. The purpose is to consider if there is material inconsistency between the Board of Directors' report and the financial statements or our knowledge obtained in the audit, or whether the Board of Directors' report otherwise appears to be materially misstated. We are required to report if there is a material misstatement in the Board of Directors' report. We have nothing to report in this regard.

PricewaterhouseCoopers AS, Kanalsletta 8, Postboks 8017, NO-4068 Stavanger
T: 02316, org. no.: 987 009 713 MVA, www.pwc.no
Statsautoriserte revisorer, medlemmer av Den norske Revisorforening og autorisert regnskapsførerselskap



Independent Auditor's Report - HVAS Invest Kappa AS



Based on our knowledge obtained in the audit, it is our opinion that the Board of Directors' report

- is consistent with the financial statements and
- contains the information required by applicable legal requirements.

Responsibilities of Management for the Financial Statements

Management is responsible for the preparation of financial statements that give a true and fair view in accordance with the Norwegian Accounting Act and accounting standards and practices generally accepted in Norway, and for such internal control as management determines is necessary to enable the preparation of financial statements that are free from material misstatement, whether due to fraud or error.

In preparing the financial statements, management is responsible for assessing the Company's ability to continue as a going concern, disclosing, as applicable, matters related to going concern. The financial statements use the going concern basis of accounting insofar as it is not likely that the enterprise will cease operations.

Auditor's Responsibilities for the Audit of the Financial Statements

Our objectives are to obtain reasonable assurance about whether the financial statements as a whole are free from material misstatement, whether due to fraud or error, and to issue an auditor's report that includes our opinion. Reasonable assurance is a high level of assurance, but is not a guarantee that an audit conducted in accordance with ISAs will always detect a material misstatement when it exists. Misstatements can arise from fraud or error and are considered material if, individually or in aggregate, they could reasonably be expected to influence the economic decisions of users taken on the basis of these financial statements.

For further description of Auditor's Responsibilities for the Audit of the Financial Statements reference is made to <https://revisorforeningen.no/revisjonsberetninger>

Stavanger, 20 April 2022
PricewaterhouseCoopers AS

Torbjørn Larsen
State Authorised Public Accountant

(This document is signed electronically)



 Securely signed with Brevio

Auditor's report

Signers:

Name	Method	Date
Larsen, Torbjørn	BANKID	2022-04-21 14:52

This document package contains:

- Closing page (this page)
- The original document(s)
- The electronic signatures. These are not visible in the document, but are electronically integrated.



This file is sealed with a digital signature.
The seal is a guarantee for the authenticity
of the document.



Skatteetaten

Vår dato 31.01.2022	Din/Deres dato 13.01.2022	Saksbehandler Vibeke Horne
800 80 000 Skatteetaten.no	Din/Deres referanse AR468961074	Telefon 90518192
Org.nr 974761076	Vår referanse 2020/5120732	Postadresse Postboks 9200 Grønland 0134 OSLO

HV VII INVEST UNIFORM AS
Postboks 8120 Forus
4020 STAVANGER

Att. Ove Martin Juul

Tillatelse til å utarbeide årsregnskap og årsberetning på engelsk

Vi viser til deres brev innkommet 13. januar 2022 der det søkes om dispensasjon fra kravet til å utarbeide årsregnskap og årsberetning på norsk for for selskapene som er oppgitt i vedlegget til denne tillatelsen.

Skattekontoret gir på bakgrunn av en konkret helhetsvurdering de nevnte selskaper (se vedlegg) dispensasjon fra kravet til å utarbeide årsregnskap og årsberetning på norsk, jf. regnskapsloven § 3-4 tredje ledd. Dispensasjonen gjelder så lenge opplysningene som danner grunnlaget for vedtaket ikke endres vesentlig.

Kopi av dette brevet må sendes til Regnskapsregisteret i Brønnøysund sammen med årsregnskapet. Den regnskapspliktige må selv dokumentere ved dette brev at tillatelse er gitt.

Bakgrunn

Selskapene som er opplistet i vedlegget er norske investerings- og holdingsselskaper som er hel- eller deleid av ulike HitecVision private equity-fond. Samtlige av selskapenes direkte og indirekte aksjonærer er profesjonelle investorer. Arbeidsspråket som benyttes er engelsk. Selskapene har foretatt, eller vil foreta investeringer innenfor energibransjen. Selskapene har ingen eksterne kunder. Selskapenes leverandører består utelukkende av profesjonelle tjenesteytere innenfor juridisk eller finansiell profesjon, og som benytter engelsk som arbeidsspråk. All kommunikasjon med selskapenes långivere og aksjonærer foregår på engelsk.

Skattekontorets vurdering

Etter regnskapsloven § 3-4 tredje ledd skal "årsregnskapet og årsberetningen [...] være på norsk. Departementet kan ved [...] enkeltvedtak bestemme at årsregnskapet og/eller årsberetningen kan være på et annet språk."

I Ot. prp. nr. 42 (1997-1998) Om lov om årsregnskap mv., er det uttalt følgende om regnskapslovens formål, jf. pkt. 1.1:

"Regjeringen har som siktemål at regnskapsloven skal bidra til informative regnskaper for ulike grupper av regnskapsbrukere. Regnskapsbrukerne er dels investorer og kreditorer som tilfører



kapital til foretakene, og dels andre grupper som har interesse av å vite hvordan foretaket drives, f.eks. de ansatte og lokalsamfunnet. Informasjonen til kapitalmarkedet skal gi grunnlag for riktig prising av finansielle objekter. Riktig prisdannelse på aksjer er en forutsetning for at ressursbruken i samfunnsøkonomien skal bli best mulig. Gode regnskaper vil også gjøre det vanskeligere for markedsdeltakere å ta ut spekulasjonsgevinster med basis i skjevt fordelt informasjon.”

Det fremgår således at et av hovedformålene med regnskapsloven er å bidra til “informative regnskaper for ulike grupper av regnskapsbrukere”. Regnskapsbrukere vil omfatte, jf. uttalelsen i proposisjonen, blant andre investorer, kreditorer, ansatte og lokalsamfunnet.

Det er etter skattekontorets vurdering derfor avgjørende ved vurdering av om dispensasjon fra kravet til å utarbeide årsregnskap og/eller årsberetning på norsk kan gis, at det ikke foreligger mulige brukere av regnskapsinformasjon som blir vesentlig berørt negativt ved en eventuell dispensasjon.

Det er særlig hensynet til brukerne av regnskapsinformasjon som skal vurderes ved en dispensasjonssøknad. I denne vurderingen har skattekontoret lagt vekt på at selskapene er hel- eller deleide av utenlandske investerings- og holdingsselskaper i ulike private equity fond. Videre er det vektlagt at alle sentrale aktører og samarbeidspartnere behersker og benytter engelsk

Vennligst oppgi vår referanse ved henvendelse i saken.

Med hilsen

Vibeke Horne
rådgiver
Brukerdialog, brukerkontakt
Skatteetaten

Dokumentet er elektronisk godkjent og har derfor ikke håndskrevne signaturer.



Vedlegg

Selskap	Org.nummer
HV IV Holding AS	919 604 778
HV V Holding AS	914 148 308
APP Investment AS	917 906 130
HV V Invest Lima AS	995 929 961
Core Energy Holding AS	997 043 545
CE Investment AS	997 153 502
HVAS Invest Zeta AS	995 610 671
HVAS Invest Kappa AS	995 930 099
HV VI Holding AS	999 178 359
HV VI Invest Sierra AS	928 336 913
HV VI Invest Omega AS	998 159 555
HV VI Invest Omega II AS	998 159 563
Spike Exploration AS	998 483 476
SEH Investment AS	999 299 172
OMP Holding AS	912 084 957
Offshore Merchant Partners AS	912 536 416
HV VII Invest Dags AS	913 641 043
Circle Group AS	913 640 969
HV VII Invest Manna AS	913 930 991
HV VII Invest Manna II AS	914 270 405
Pure E&P Holding AS	915 056 229
Pure E&P AS	940 376 645
Geotech Software Solutions AS	988 143 669
HV VII Invest Juliet AS	914 480 787
Hav Energy Holding AS	815 672 852
Hav Energy AS	914 480 930
Hav Energy NCS Gas AS	921 166 753
HV VII Invest Shankly AS	916 162 537
HV VII Invest Shankly II AS	916 162 529
North Sea Strategic Investments AS	916 162 545
HV VII Invest Foxtrot AS	820 901 312
HV VII Invest Uniform AS	922 404 615
NSOF Invest Lambda AS	926 009 125
HV NEF Invest Jota AS	925 979 260
HV Storm Holding AS	927 733 242
HV NEF Invest Romeo AS	927 612 364
HV NEF Invest Zero AS	928 513 254
HV NEF Invest Rho AS	928 513 378
Moreid Holding AS	924 728 469
Point Resources Holding AS	915 075 894
Sval Energi Invest AS	823 862 822
Sval Energi Invest II AS	923 862 943