



ÅRSREGNSKAPET FOR REGNSKAPSÅRET 2021 - GENERELL INFORMASJON

Enheten

Organisasjonsnummer: 982 904 420
Organisasjonsform: Allmennaksjeselskap
Foretaksnavn: NEXT BIOMETRICS GROUP ASA
Forretningsadresse: Apotekergata 10B
0180 OSLO

Regnskapsår

Årsregnskapets periode: 01.01.2021 - 31.12.2021

Konsern

Morselskap i konsern: Ja
Konsernregnskap lagt ved: Nei

Regnskapsregler

Regler for små foretak benyttet: Nei
Benyttet ved utarbeidelsen av årsregnskapet til selskapet: IFRS

Årsregnskapet fastsatt av kompetent organ

Bekreftet av representant for selskapet: Lars Peter Heumann
Dato for fastsettelse av årsregnskapet: 26.04.2022

Grunnlag for avgivelse

År 2021: Årsregnskapet er elektronisk innlevert
År 2020: Tall er hentet fra elektronisk innlevert årsregnskap fra 2021

Det er ikke krav til at årsregnskapet m.v. som sendes til Regnskapsregisteret er undertegnet. Kontrollen på at dette er utført ligger hos revisor/enhetens øverste organ. Sikkerheten ivaretas ved at innsender har rolle/rettighet for innsending av årsregnskapet via Altinn, og ved at det bekreftes at årsregnskapet er fastsatt av kompetent organ.

Brønnøysundregistrene, 02.08.2023



Resultatregnskap

Beløp i: NOK	Note	2021	2020
RESULTATREGNSKAP			
Inntekter			
Annen driftsinntekt		8 318 315	8 965 187
Sum inntekter		8 318 315	8 965 187
Kostnader			
Lønnskostnad		21 698 500	17 049 862
Avskrivning av driftsmidler og immaterielle eiendeler		1 138 815	1 527 804
Nedskrivning av varige driftsmidler og immaterielle eiendeler			656 494
Annen driftskostnad		6 526 793	7 935 297
Sum kostnader		29 364 108	27 169 457
Driftsresultat		-21 045 793	-18 204 270
Finansinntekter og finanskostnader			
Renteinntekt fra foretak i samme konsern		527 456	139 229
Annen renteinntekt		643 350	
Annen finansinntekt		3 255 464	2 880 686
Sum finansinntekter		4 426 270	3 019 915
Annen rentekostnad		156 849	132 807
Annen finanskostnad		2 552 393	4 988 990
Sum finanskostnader		2 709 242	5 121 797
Netto finans		1 717 028	-2 101 882
Ordinært resultat før skattekostnad		-19 328 766	-20 306 152
Ordinært resultat etter skattekostnad		-19 328 766	-20 306 152
Årsresultat		-19 328 766	-20 306 152
Årsresultat etter minoritetsinteresser		-19 328 766	-20 306 152
Totalresultat		-19 328 766	-20 306 152
Overføringer og disponeringer			



Resultatregnskap

Beløp i: NOK	Note	2021	2020
Udekket tap		-19 328 766	-20 306 152
Sum overføringer og disponeringer		-19 328 766	-20 306 152



Balanse

Beløp i: NOK	Note	2021	2020
BALANSE - EIENDELER			
Anleggsmidler			
Immaterielle eiendeler			
Konsesjoner, patenter o.l.		2 999 513	3 749 393
Sum immaterielle eiendeler		2 999 513	3 749 393
Varige driftsmidler			
Tomter, bygninger o.a. fast eiendom		332 639	705 170
Sum varige driftsmidler		332 639	705 170
Finansielle anleggsmidler			
Investering i datterselskap		137 028 755	92 728 755
Investering i annet foretak i samme konsern		36 841 578	40 099 412
Lån til foretak i samme konsern		18 020 608	18 236 666
Andre langsiktige fordringer		-18	703 609
Sum finansielle anleggsmidler		191 890 923	151 768 442
Sum anleggsmidler		195 223 075	156 223 004
Omløpsmidler			
Varer			
Fordringer			
Kundefordringer		307 281	322 395
Andre kortsiktige fordringer		1 249 697	893 237
Konsernfordringer		62 691	53 004
Sum fordringer		1 619 670	1 268 635
Bankinnskudd, kontanter og lignende			
Bankinnskudd, kontanter o.l.		78 199 133	44 005 076
Sum bankinnskudd, kontanter og lignende		78 199 133	44 005 076
Sum omløpsmidler		79 818 802	45 273 711
SUM EIENDELER		275 041 877	201 496 715



Balanse

Beløp i: NOK	Note	2021	2020
BALANSE - EGENKAPITAL OG GJELD			
Egenkapital			
Innskutt egenkapital			
Aksjekapital		91 680 763	75 944 489
Overkurs		108 249 658	56 633 389
Annen innskutt egenkapital		65 337 464	62 637 081
Sum innskutt egenkapital		265 267 885	195 214 959
Sum egenkapital		265 267 885	195 214 959
Gjeld			
Langsiktig gjeld			
Utsatt skatt		1 225 418	980 094
Sum avsetninger for forpliktelser		1 225 418	980 094
Annen langsiktig gjeld			
Gjeld til kredittinstitusjoner			1 163 919
Sum annen langsiktig gjeld			1 163 919
Sum langsiktig gjeld		1 225 418	2 144 014
Kortsiktig gjeld			
Leverandørgjeld		542 577	1 617 985
Skyldig offentlige avgifter		1 584 354	543 914
Annen kortsiktig gjeld		6 421 644	1 975 843
Sum kortsiktig gjeld		8 548 574	4 137 742
Sum gjeld		9 773 992	6 281 756
SUM EGENKAPITAL OG GJELD		275 041 877	201 496 715



Brønnøysundregistrene

ÅRSREGNSKAP FOR REGNSKAPSÅRET 2021 - GENERELL INFORMASJON

Journalnummer: 2022 460213

Enheten

Organisasjonsnummer: 982 904 420
Organisasjonsform: Allmennaksjeselskap
Foretaksnavn: NEXT BIOMETRICS GROUP ASA
Forretningsadresse: Apotekergata 10B
0180 OSLO

Regnskapsår

Årsregnskapets periode: 01.01.2021 - 31.12.2021

Konsern

Morselskap i konsern: Ja
Konsernregnskap lagt ved: Nei

Regnskapsregler

Regler for små foretak benyttet: Nei
Benyttet ved utarbeidelsen av
årsregnskapet til selskapet: IFRS

Årsregnskapet fastsatt av kompetent organ

Bekreftet av representant for selskapet: Lars Peter Heumann
Dato for fastsettelse av årsregnskapet: 26.04.2022

Grunnlag for avgivelse

År 2021: Årsregnskap er elektronisk innlevert.
År 2020: Tall er hentet fra elektronisk innlevert årsregnskap fra 2021.

Det er ikke krav til at årsregnskapet m.v. som sendes til Regnskapsregisteret er undertegnet. Kontrollen på at dette er utført ligger hos revisor/enhetens øverste organ. Sikkerheten ivaretas ved at innsender har rolle/rettighet for innsending av årsregnskapet via Altinn, og ved at det bekreftes at årsregnskapet er fastsatt av kompetent organ.

Brønnøysundregistrene, 20.06.2022



Organisasjonsnr: 982 904 420
NEXT BIOMETRICS GROUP ASA

RESULTATREGNSKAP

Beløp i: NOK	Note	2021	2020
RESULTATREGNSKAP			
Inntekter			
Annen driftsinntekt		8 318 315	8 965 187
Sum inntekter		8 318 315	8 965 187
Kostnader			
Lønnskostnad		21 698 500	17 049 862
Avskrivning av driftsmidler og immaterielle eiendeler		1 138 815	1 527 804
Nedskrivning av varige driftsmidler og immaterielle eiendeler			656 494
Annen driftskostnad		6 526 793	7 935 297
Sum kostnader		29 364 108	27 169 457
Driftsresultat		-21 045 793	-18 204 270
Finansinntekter og finanskostnader			
Renteinntekt fra foretak i samme konsern		527 456	139 229
Annen renteinntekt		643 350	
Annen finansinntekt		3 255 464	2 880 686
Sum finansinntekter		4 426 270	3 019 915
Annen rentekostnad		156 849	132 807
Annen finanskostnad		2 552 393	4 988 990
Sum finanskostnader		2 709 242	5 121 797
Netto finans		1 717 028	-2 101 882
Ordinært resultat før skattekostnad		-19 328 766	-20 306 152
Ordinært resultat etter skattekostnad		-19 328 766	-20 306 152
Årsresultat		-19 328 766	-20 306 152
Årsresultat etter minoritetsinteresser		-19 328 766	-20 306 152
Totalresultat		-19 328 766	-20 306 152
Overføringer og disponeringer			
Udekket tap		-19 328 766	-20 306 152
Sum overføringer og disponeringer		-19 328 766	-20 306 152





Organisasjonsnr: 982 904 420
NEXT BIOMETRICS GROUP ASA

BALANSE

Beløp i: NOK Note 2021 2020

BALANSE - EIENDELER

Anleggsmidler

Immaterielle eiendeler

Konsesjoner, patenter o.l. 2 999 513 3 749 393
Sum immaterielle eiendeler 2 999 513 3 749 393

Varige driftsmidler

Tomter, bygninger o.a.
fast eiendom 332 639 705 170
Sum varige driftsmidler 332 639 705 170

Finansielle anleggsmidler

Investering i datterselskap 137 028 755 92 728 755
Investering i annet
foretak i samme konsern 36 841 578 40 099 412
Lån til foretak i samme
konsern 18 020 608 18 236 666
Andre langsiktige
fordringer -18 703 609
Sum finansielle
anleggsmidler 191 890 923 151 768 442

Sum anleggsmidler 195 223 075 156 223 004

Omløpsmidler

Varer

Fordringer

Kundefordringer 307 281 322 395
Andre kortsiktige
fordringer 1 249 697 893 237
Konsernfordringer 62 691 53 004
Sum fordringer 1 619 670 1 268 635

Bankinnskudd, kontanter og lignende

Bankinnskudd, kontanter o.
l. 78 199 133 44 005 076
Sum bankinnskudd,
kontanter og lignende 78 199 133 44 005 076

Sum omløpsmidler 79 818 802 45 273 711

SUM EIENDELER 275 041 877 201 496 715

BALANSE - EGENKAPITAL OG GJELD



Egenkapital		
Innskutt egenkapital		
Aksjekapital	91 680 763	75 944 489
Overkurs	108 249 658	56 633 389
Annen innskutt egenkapital	65 337 464	62 637 081
Sum innskutt egenkapital	265 267 885	195 214 959
Sum egenkapital	265 267 885	195 214 959
Gjeld		
Langsiktig gjeld		
Utsatt skatt	1 225 418	980 094
Sum avsetninger for forpliktelser	1 225 418	980 094
Annen langsiktig gjeld		
Gjeld til kredittinstitusjoner		1 163 919
Sum annen langsiktig gjeld		1 163 919
Sum langsiktig gjeld	1 225 418	2 144 014
Kortsiktig gjeld		
Leverandørgjeld	542 577	1 617 985
Skyldig offentlige avgifter	1 584 354	543 914
Annen kortsiktig gjeld	6 421 644	1 975 843
Sum kortsiktig gjeld	8 548 574	4 137 742
Sum gjeld	9 773 992	6 281 756
SUM EGENKAPITAL OG GJELD	275 041 877	201 496 715



Organisasjonsnr: 982 904 420
NEXT BIOMETRICS GROUP ASA

NOTEOPPLYSNINGER - SELSKAP - alle poster oppgitt i hele tall

Note

Antall aksjer og aksjeeiere

Note

1

Antall årsverk i regnskapsåret

Virksomheten har hatt følgende antall årsverk:

Omløpsmidler Startdato Sluttdato Endring

Skattemessig fremf.undersk. Startdato Sluttdato Endring

Kortsiktig gjeld Startdato Sluttdato Endring



Admincontrol

List of Signatures Page 1/1

Annual report 2021_draft_without auditors' report_v4.pdf

Name	Method	Signed at
Hauge, Odd Harald	BANKID	2022-04-27 10:47 GMT+02
PETER HEUMAN	BANKID	2022-04-26 16:20 GMT+02
Haukvik, Live Bertha	BANKID	2022-04-26 13:59 GMT+02
EMINE LUNDKVIST	BANKID	2022-04-26 13:56 GMT+02
Fjellstad, Petter Jan	BANKID_MOBILE	2022-04-26 13:16 GMT+02



This file is sealed with a digital signature. The seal is a guarantee for the authenticity of the document.

External reference: 2A06ED1206954EFD4E1BE0D36968CBA6



ANNUAL REPORT 2021

NEXT BIOMETRICS GROUP ASA



This file is sealed with a digital signature.
The seal is a guarantee for the authenticity
of the document.

Document ID:
2A06ED1206954EFDAE1BE0D36968CBA6





TABLE OF CONTENTS

Letter from the CEO	3
NEXT Biometrics at a glance	4
Report from the Board of Directors	5
Corporate Governance Report	12
Corporate Social Responsibility Report	23
Financial statements - Group	26
Notes to the Financial Statements - Group	30
Financial Statements - Parent company	55
Notes to the Financial Statements - Parent company	59
Responsibility Statement	68
Auditor's Report	69
Alternative Performance Measures	74



This file is sealed with a digital signature.
The seal is a guarantee for the authenticity
of the document.

Document ID:
2A06ED1206954EFDAE1BE0D36968CBA6



LETTER FROM THE CEO

DEAR SHAREHOLDERS,

2021 was an eventful year for NEXT. Most importantly we are now much closer to our aim of becoming a customer focused technology company with a tangible growth agenda.

We believe the market for biometric solutions has favorable long-term growth prospects. Biometrics solutions increase its presence in current and new market segments. As one example, Microsoft announced in September last year that the company now permits users of the company's products to replace passwords with biometric authentication and authentication apps. Other leading tech companies are likely to follow, which will increase demand for biometric products and solutions.

Still, we will remember 2021 as a year that was heavily impacted by the COVID-19 pandemic. The pandemic has severely affected the semiconductor supply chain as certain components became scarce following a period of factory shutdowns and an upsurge of demand. These challenges have limited NEXT delivering sensors to certain customers during 2021.

In spite of these external headwinds, we have continued our efforts to turn around this company. Our increased customer focus is demonstrated in the growing number of design-wins that we have announced during the last 12 months. We have now accumulated 24 design wins since Q4 2019. It is from new and existing design-wins (customers) that future revenues will be generated.

Lately however, nearly all industries have been affected by the supply chain constraints. With 24 times more customers compared to when we started the transformation of this company, we unfortunately see that many of our newly won customers has severe challenges with their supply chain. This inhibits them to build and sell their products and hence to put volume orders with us.

From a customer perspective the most significant events during the last twelve months were the FAP20 purchase order announcement and partnership with a global tech giant and a FAP20 purchase order from an India based OEM. We have a strong belief in the future success of our FBI certified FAP20 sensor. Together with our new partners, we are in the position to disrupt a large and fast-growing market.

With the Q4 financial report NEXT delivered three proof-points on the way to success. 1) We continue keeping solid cost control within guided limits, 2) We continued to add (on average) one new design-win per month and 3) booked a record high adjusted gross margin, demonstrating the true potential of our technology and products.

We are particularly satisfied that we achieved a historical company best 47% adjusted gross margin in Q4. NEXT's gross margin will continue to fluctuate quarter over quarter based on the product mix, but these three positive proof-points clearly demonstrates the potential for NEXT as soon as these new customers are able to start generating orders and revenue.

Thank you.

Peter Heuman

CEO of NEXT Biometrics Group ASA



This file is sealed with a digital signature.
The seal is a guarantee for the authenticity
of the document.

Document ID:
2A06ED1206954EFDAE1BE0D36968CBA6



NEXT BIOMETRICS AT A GLANCE

NEXT provides secure easy-to-use fingerprint sensor technology for authentication in four different market segments Public Security, Access control, Office and Notebooks, Payments and Fintech. The Group's patented NEXT Active Thermal™ principle allows the development of large, high quality fingerprint sensors in both rigid and flexible formats.

PRODUCT DEVELOPMENT

Historically, NEXT has had a strong R&D focus and has made significant progress with its' product and technology development roadmaps. The Group has developed products for the four different market segments, they are used in various applications such as point of sales terminals, Notebooks, Internet of Things applications etc.

As per early 2021, the Group has the following main products:

- Notebook sensor products:
 - NEXT standard Notebook sensors
 - NEXT Secure Bio premium sensor for Notebooks
- FAP20 sensor products used in a variety of applications such as point of sales terminals, ID devices, Bluetooth printers and digital valets within Fintech applications.
 - Readers
 - Sensor Modules
- Aadhaar India products connected to the worlds' largest biometric market
 - Readers
 - Sensor modules

During 2021, the Group continued its product development focus working closely with customers and prospects on improving already developed solutions and accelerate design-ins of new projects.

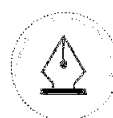
SALES AND MARKETING

The Group has a dedicated sales force that has established relationships with major OEMs active in selected market segments. Historically, the company has shipped most of its sensor products to Notebook OEMs. Starting in 2020, the company established a diversified customer base, which include Biometric technology companies, POS manufacturers, biometric HW manufacturers and Government ID providers.

The Group has established partner agreements with a number of players in different target markets to leverage the Group's large-size, highly secure, easy-to-use and cost-effective sensor products to drive increased revenue. NEXT's ongoing business development efforts are expected to bring additional volumes from new use cases and targeted niche applications.

MANUFACTURING

NEXT has established outsourced production with strong partners in Asia with proven ability to produce large volumes of high quality and robust sensors at very high yield rates for mass-market deployment which is highly recognized and appreciated by existing and potential new customers. The Group can increase production capacity rapidly when needed.



This file is sealed with a digital signature.
The seal is a guarantee for the authenticity
of the document.

Document ID:
2A06ED1206954EFDAE1BE0D36968CBA6



REPORT FROM THE BOARD OF DIRECTORS

A GLOBAL LEADER IN FINGERPRINT SENSOR TECHNOLOGY

NEXT Biometrics Group ASA ("Parent Company") is a public limited liability company incorporated and domiciled in Norway, with headquarters in Apotekergata 10B, 0180 Oslo, Norway. The Parent company and its subsidiaries ("NEXT" or "the Group") provides advanced fingerprint sensor technology that delivers uncompromised security and accuracy for the best possible user experience in the market segments Payment & Fintech Public Security, Access Control, Office and Notebooks.

NEXT's fingerprint sensors are unique, using active thermal conductivity to read the fingerprint image, as opposed to capacitive or optical sensing. This patented sensing principle allows designs uniquely compatible with low temperature polysilicon production processes ("LTPS") used in high-end display factories. This enables significantly lower production cost for the Group's fingerprint sensors compared to competing sensor technologies. The Group has developed and markets a portfolio of fingerprint sensor modules, readers, and flexible biometric subassemblies, which may be incorporated into a wide range of products and solutions.

The Group has six wholly owned subsidiaries: NEXT Biometrics AS (Norway) and its subsidiaries NEXT Biometrics Inc. (Seattle, USA), NEXT Biometrics China Ltd. (Shanghai, China), NEXT Biometrics Taiwan Ltd. (Taipei, Taiwan), NEXT Biometrics Solutions India Pvt. Ltd. (Bengaluru, India) and NEXT Biometrics s.r.o. (Prague, Czech Republic).

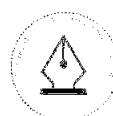
NEXT Biometrics Group ASA's shares are listed on the Oslo Stock Exchange.

HIGHLIGHTS 2021

Key 2021 developments in NEXT:

- Revenues for 2021 of NOK 50.8 million compared to NOK 58.1 million in 2020. 2021 revenues adjusted for unfulfilled order backlog is NOK 60.8 million
- Adjusted gross margin¹⁾ of 30% for 2021 compared to 17% in 2020
- OPEX ex options¹⁾ reduced to NOK 47.2 million in 2021, compared to NOK 87.6 million in 2020
- Adjusted EBITDA¹⁾ of NOK -32.0 million in 2021 compared to NOK -77.5 million in 2020
- Announced two major FAP20 partnership contracts and started high volume production and shipments of the FAP20 sensors
- Accumulated 24 design-wins from Q4 2019 up to December 2021, which will contribute to future revenues
- Completed a private placement in February 2021 raising gross proceeds of NOK 88.9 million

¹⁾Please see section Alternative Performance measures on page 74 for further details.



This file is sealed with a digital signature.
The seal is a guarantee for the authenticity
of the document.

Document ID:
2A06ED1206954EFDAE1BE0D36968CBA6



BUSINESS OVERVIEW

Biometric fingerprint sensing technology continues to gain traction across the world. Biometric technology is used in Notebooks and Governmental projects and businesses have started deploying the technology in medical services, devices for financial inclusions such as pension payments, point of sale devices (POS), Office and facility access, voting registration and Time and Attendance solutions. In India, the Aadhaar program holds more than one billion people fingerprints registered. This provides access to different governmental services and benefit systems. NEXT is a key player in this market. India's deployment of fingerprint technology and solutions has raised interest in other developing countries to deploy national ease of use fingerprint-based biometric infrastructure and devices for similar purposes.

The Group has developed products, established its manufacturing platform and sales and marketing to establish a business with significant footprint and customers in key markets such as Payment & Fintech, Public Security, Access control, Office and Notebooks and POS solutions. The Group has shipped close to 10 million units to its customers after initiation of the company.

In the Notebook market the Group is working to increase the run rate revenues from existing clients. The Group is also working on new business opportunities with additional laptop manufacturers, focusing both on developing new opportunities with standard sensors and high security implementations based on the Microsoft Secure Bio standard. Early 2021, the Group announced its first order and design-win for its new Secure Bio laptop product with its largest existing laptop customer. The sensor product will be included in several of the customer's laptop products. Moreover, the Group announced a new Notebook design win with an Asia based tech group during the second half of the year. The customer will be using the sensor in Notebook products expected to be launched during 2022.

In the Public Security and Government market, the Group has been established as a key player in India with Aadhaar certified devices. The Group also has established a foothold in Africa and Latin America with sales of sensors and readers. The FAP20 high security solution is used by both existing customers as well as new customers for POS solutions for voting, financial inclusion and other solutions requiring ease of use and high security authentication.

NEXT's FAP20 sensor has been granted Personal Identity Verification (PIV) Certification in the US following tests by the Federal Bureau of Investigation (FBI). The Group announced two major FAP20 partnership contracts and started high volume production and shipments of the FAP20 sensors during 2021, which form an important part of the Group's growth agenda. Moreover, the Group announced design-wins and shipped FAP20 sensors to multiple customers. The FAP20 sensor is addressing a large growing market and the Group believes that the FAP20 sensor has a potential to disrupt a sizeable portion of this market. The Group continues its dialogue with current and prospective customers to increase sales of the FAP20 sensor technology. The product is sold both through the Group's direct sales channels and partner network such as fulfilment distributors as well as value added resellers.

The Group has a unique proven technology that outperforms competitive solutions in key markets from form factor (size and thickness), biometric performance, quality, standard compliance and unit cost.





FINANCIAL SUMMARY – THE GROUP

Comprehensive income

Revenues were NOK 50.8 million in 2021 compared to NOK 58.1 million in 2020.

Gross margin was NOK 9.0 million (18%) in 2021 compared to a gross margin of NOK 8.7 million (15%) in 2020.

Adjusted Gross margin was NOK 15.2 million (30%) in 2021 compared to an adjusted gross margin of NOK 10.1 million (17%) in 2020.

Payroll expenses were NOK 46.0 million in 2021, down from NOK 63.2 million in 2020. Average number of employees were 26 in 2021 compared to 40 employees in 2020. The Group had 26 employees at the end of 2021, compared to 29 employees at the end of 2020. The reduction of employees is due to the implementation of the Group's cost reduction program. Share-based remuneration, including related accrued social security tax, included in payroll expenses was, NOK 12.9 million in 2021, compared to NOK 4.0 million in 2020. Research and development (R&D) expenses included in payroll expenses were NOK 9.9 million in 2021 compared to NOK 28.9 million in 2020.

Other operating expenses were NOK 14.2 million in 2021, compared to NOK 28.9 million in 2020. R&D expenses included in other operating expenses were NOK 5.5 million in 2021, compared to NOK 7.0 million in 2020.

Total R&D expenses, included in both payroll and other operating expenses, were NOK 15.5 million in 2021, a decrease from NOK 35.9 million in 2020.

Depreciation, amortization and impairment were NOK 7.1 million in 2021, compared to NOK 21.9 million in 2020. The decrease in 2021 is mainly related to impairment losses amounting to NOK 6.6 million booked in 2020 and reduced amortization of lease costs in 2021.

Net financial items amounted to a net loss of NOK 0.1 million in 2021, compared to a net gain of NOK 0.4 million in 2020.

Income tax cost was NOK 1.6 million in 2021, compared to NOK 3.0 income tax gain in 2020. The gains in 2020 were related to net reversal of tax costs in foreign subsidiaries in the Group.

EBITDA for the Group was negative NOK 51.2 million in 2021, compared to negative NOK 83.3 million in 2020.

Adjusted EBITDA for the Group was negative NOK 32.0 million in 2021, compared to NOK 77.5 million in 2020.

Loss after taxes for the Group was NOK 60.0 million in 2021, compared to NOK 101.8 million in 2020.

Financial position and cash

Total assets as of 31 December 2021 amounted to NOK 161.7 million, compared to NOK 131.5 million as of 31 December 2020.

Total equity was NOK 134.3 million at the end of 2021 compared to NOK 97.2 million at the end of 2020.

The Group had non-current liabilities of NOK 2.0 million and current liabilities of NOK 25.4 million at the end of 2021, compared to non-current liabilities of NOK 6.9 million and current liabilities of NOK 27.4 million at the end of 2020.

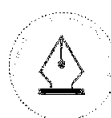
Cash and cash equivalents amounted to NOK 102.7 million at the end of 2021 compared to NOK 68.0 million at the end of 2020.

Cash flow

Net cash flow from operating activities was negative with NOK 47.7 million in 2021 compared to negative NOK 80.4 million in 2020. The improvement in cash flow in 2021 relative to 2020 is mainly due to the Group's reduced operating losses.

Net cash flow from investing activities was NOK 0.5 million in 2021 compared to NOK 0.0 million in 2020.

Net cash flow from financing activities was positive with NOK 83.3 million in 2020, mainly due to net proceeds from new share issues of NOK 86.7 million. The cash flow from financing was positive NOK 61.3 million in 2020.





FINANCIAL SUMMARY – THE PARENT COMPANY

Comprehensive income

Total revenues for the parent company were NOK 8.3 million in 2021, compared to NOK 9.0 million in 2020, and mainly consisted of management fees and royalties charged to the subsidiary NEXT Biometrics AS.

Payroll expenses for the parent company were NOK 21.7 million in 2021, an increase from NOK 17.0 million in 2020. There were 4 employees in the parent company at year-end 2021, compared to 3 employees at the end of 2020.

Other operating expenses for the parent company decreased to NOK 6.5 million in 2021 from NOK 7.9 million in 2020.

Depreciation and amortization for the parent company was NOK 1.1 million in 2021 compared to NOK 1.5 million in 2020. Impairment losses were nil in 2021 compared to NOK 0.7 million in 2020.

Net financial income was NOK 1.7 million in 2021 compared to a net financial cost of NOK 2.1 million in 2020.

The parent company had a loss before taxes in 2021 and 2020. Hence, no payable taxes incurred. No deferred tax assets have been recognized during 2021 and 2020.

Loss after taxes for 2021 was NOK 19.3 million compared to NOK 20.3 million in 2020.

Financial position and cash

Total assets as of 31 December 2021 amounted to NOK 275.0 million, compared to NOK 201.5 million as of 31 December 2020.

The parent company had NOK 9.8 million in current liabilities at the end of 2021, compared to NOK 5.1 million at the end of 2020.

Cash and cash equivalents amounted to NOK 77.5 million at the end of 2021 compared to NOK 43.3 million at the end of 2020.

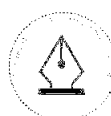
Cash flow

Net cash flow from operating activities was negative NOK 9.0 million in 2021, compared to negative NOK 13.8 million in 2020. Net cash flow from investments was negative NOK 42.4 million compared to negative NOK 44.4 million in 2020. Net cash flow from financing was NOK 85.6 million in 2020 compared to NOK 54.9 million in 2020.

Equity and allocation of profit (loss) after taxes

Equity for the parent company was NOK 265.3 million at the end of 2021 compared to NOK 195.2 million at the end of 2020. The change was mainly related to net funds raised from share issues of NOK 70.9 million.

The Board of Directors proposes that the loss after taxes of the parent company to be transferred from share premium in the amount of NOK 19.3 million.





THE NEXT SHARE AND SHARE CAPITAL

NEXT ASA's shares are listed at Oslo Stock Exchange's main list with ticker NEXT. The 2021 year-end closing price was NOK 7.9, up from NOK 2.6 at the end of 2020. During 2021, the shares traded in the range of NOK 2.7 to NOK 10.0.

The issued share capital of the parent company at the end of 2021 amounted to NOK 91.68 million consisting of 91,680,763 ordinary shares, each share having a par value of NOK 1. At the end of 2021, there were a total of 5,377 registered shareholder accounts, compared to 2,850 at the end of 2020.

In February 2021, NEXT total raised gross proceeds of NOK 88.9 million in a private placement. Moreover, NEXT raised total gross proceeds of NOK 2.7 million in two equity issues that were performed in May and September 2021 in relation to exercise of employee share options. Please see note 19 in group consolidated financial statement for further details.

The Group has entered into, and plan to continue to enter into, stock option agreements to attract talented, experienced and highly valued employees. As per 31 December 2021, NEXT has 9,828,646 long-term share options outstanding. Please see note 19 in group consolidated financial statement for further details.

FINANCIAL RISK, CAPITAL MANAGEMENT

NEXT is exposed to certain financial risks related to exchange rates and interest levels. These are, however, insignificant compared to the business risk. Business risk may be summarized in:

- (a) NEXT currently has higher costs than revenues and has negative cash flow from operations.
- (b) NEXT's business plan assumes additional revenue from existing and new products under development.
- (c) Revenue from NEXT's products depends, among other things, on market factors which are not controlled by NEXT.
- (d) Competing companies' products have entered the commercial stage, and the competitive situation for NEXT's products is constantly changing.
- (e) NEXT's intended markets are undergoing rapid technological changes.

NEXT manages its liquidity passively, which means that funds are placed in floating-interest bank accounts. The majority of cash is held in Norwegian kroner at parent company level and is distributed when appropriate to the affiliates. This is both to have control of the overall liquidity situation and to manage expense levels in the affiliates.

NEXT has financial liabilities related to office leases in multiple locations as per 31 December 2021.

NEXT's sales and production cost are in US dollars. Other operating expenses are mainly in Norwegian kroner (NOK) and US dollars (USD), depending on the location. Equity transactions are in NOK. In the parent company, the majority of the cost and all equity transactions are in NOK. NEXT does not use financial instruments to hedge this risk.

The Group is exposed to credit risk, although this has historically not resulted in significant losses. NEXT sells its sensors to leading international distributors and original equipment manufacturers of electronic components, primarily based in Asia, Europe and North America. The Group's receivables are not credit insured, but credit monitoring routines are in place for setting up credit lines and demanding advance payments when required.

LIABILITY INSURANCE

The Group has directors and officer's liability insurance with a NOK 45 million total coverage, and it covers legal costs, emergency costs and multiple other types of contingency costs.





EMPLOYEES

At the end of 2021, the Group had 26 employees (2020: 29), of which 4 are women (2019: 4). Additionally, the Group has individual technical/scientific specialists working at its premises on a contract basis. The female proportion of group employees was 15% (2020: 14%).

The parent company had 4 employees by the end of 2021. There were 3 male employees and 1 female employee at year-end. There are currently 4 members of the board, of which 2 are women.

The parent company had no long-term leave of absence due to illness or any work-related incidents or accidents resulting in material damage or personal injury during 2021.

CORPORATE GOVERNANCE

NEXT's guidelines for corporate governance are in accordance with the Norwegian Accounting Act §3-3b and seek to comply with the Norwegian code of Practice for Corporate Governance, dated 14 October 2021. Please see annual report section "Principles of corporate governance" Annual Report for further details.

SOCIAL RESPONSIBILITY

NEXT's guidelines for social responsibilities are in accordance with the Norwegian Accounting Act §3-3c. Please see separate annual report section "Corporate Social Responsibility Report" for more information.

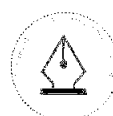
GOING CONCERN

In accordance with § 3-3a of the Norwegian Accounting Act, the Board of Directors confirms that the financial statements have been prepared under the assumption of going concern.

SUBSEQUENT EVENTS

Between 31 December 2021 and the resolution of these financial statements, there has not been any event which have had any noticeable impact on the Group's or the parent company's result for 2021 or the value of the Group or the parent company's assets and liabilities as of 31 December 2021, except events mentioned below.

The COVID-19 pandemic continues to affect the operation of the Group in 2022. Please see note 22 for further details.





OUTLOOK

The announcement of the initial FAP20 order from our Tech Giant partner during the second half of 2021, and the recent purchase order and partner agreement with an India based OEM announced in February 2022, are both important milestones for NEXT.

In addition to this we have identified NGRAVEs Crypto Wallet as a company with volume potential. We anticipate more orders relating to these specific customers, but also from others that already identified the benefits of NEXT Active Thermal technology. The Group's principal focus is to increase the number of customers choosing to design-in NEXT FAP20 sensors in all of our main market segments.

The market for NEXT's fingerprint sensor technology is expected to grow in 2022 and beyond. The Board's view is that NEXT's unique products and patented technology has long-term revenue potential. Sales of the NEXT FAP20 sensor has the highest priority, due to its many competitive advantages.

NEXT Notebook sensor orders were at an all-time high in 2021, and the orders for 2022 are expected to surpass the 2021 level. The limiting factor for our shipments to PC customers continues to be inadequate production capacity among the world's semiconductor manufacturers. We are continuously working with our suppliers to secure additional components. However, we see challenges related to component shortages that are likely to impact NEXT's ability to meet this increased PC-segment demand in the short term. Longer term, we expect to solve the supply chain challenges and catch up with increased customer demand.

The Group's accumulated 24 design-wins from Q4 2019 up to December 2021 will contribute to future revenue growth. We believe some design-wins will develop into successes in their respective market segments. The India based OEM FAP20 purchase order announced in February 2022 that amounts to USD 2.2 m is an example of a likely high-growth design-win. Existing portfolio of design-wins alone, have the potential to make NEXT profitable. Additional design wins and purchase orders from both existing and new customers are expected to be announced during 2022.

Oslo, 26 April 2022

The Board of directors of NEXT Biometrics Group ASA

/sign/

Petter Fjellstad
Chairman

/sign/

Emine Lundkvist
Board member

/sign/

Live Haukvik
Board member

/sign/

Odd Harald Hauge
Board member


/sign/

Peter Heuman
CEO



This file is sealed with a digital signature.
The seal is a guarantee for the authenticity
of the document.

Document ID:
2A06ED1206954EFDAE1BE0D36968CBA6



CORPORATE GOVERNANCE REPORT

0. INTRODUCTION

For NEXT Biometrics Group ASA ("NEXT" or the "Company"), good corporate governance is about doing the right things, and doing the things right. The manner in which the Company is managed is vital to the development of the Company's value over time. The Company's corporate governance framework has been designed to provide foundation for value creation, business risk reduction, and to ensure good control mechanisms.

NEXT believes in open and honest communication with the shareholders, and interaction between shareholders, the board of directors and the Company's management. NEXT aims to show respect and responsibility for shareholders as well as with all stakeholder groups, such as co-operating partners, customers, suppliers, employees and authorities.

NEXT is subject to corporate governance reporting requirements according to section 3-3b of the Norwegian Accounting Act and the Continuing obligations of stock exchange listed companies at Oslo Stock Exchange. Further, NEXT's board of directors endorses "The Norwegian Code of Practice for Corporate Governance" (the "Code"), most recently revised in October 2021 and issued by the Norwegian Corporate Governance Policy Board. The Code is available at <http://www.nues.no/>.

1. NEXT'S IMPLEMENTATION AND REPORTING ON CORPORATE GOVERNANCE

NEXT aspires to comply with the recommendations of the Code. Taking into account the size and maturity of the Company, there may be deviations from the Code. If the Code is deviated from, the deviation is described and explained in the relevant section of this report.

The Company's policies, instructions and internal processes are continuously developed. A review of the Company's corporate governance policy is performed annually to ensure continued compliance with the Code.

2. BUSINESS

NEXT's business is clearly described in the Company's articles of association:

"The objective of the company is to conduct research, development and commercialization of security products, participation and investment in companies conducting similar activities as well as other activities that will naturally fall under this".

The Company's articles of association are available at the Company's homepage, www.nextbiometrics.com.



Basic corporate values

The Company has formulated three basic corporate values to form a guideline for the Company's business operations: (i) innovative business models, (ii) close client relationship and (iii) global reach. "The ethical and corporate social responsibility guideline" has been set out in accordance with these values.

Ethics and corporate social responsibility

The Company has implemented ethical and corporate social responsibility guidelines, in accordance with its basic corporate values. Moreover, the company promotes and ensures sustainable business operations and supply chain. Additional information is included in the sections related to specific Environmental, Social, and Governance matters in this report.

3. EQUITY AND DIVIDENDS

Capital structure

The board of directors and the management of the Company seek, at all times, to have a sound relation between the Company's capital structure and the Company's objectives, strategies and risk profile. The board shall immediately take adequate steps should it be apparent at any time that the Company's equity or liquidity is less than adequate.

Dividend policy

It is a long-term objective of the Company to generate returns to shareholders in the form of dividends and capital appreciation, at a level which is at least equal to other investment possibilities with comparable risk.

Since NEXT is in a growth-phase, no dividend has been paid so far. Further, no dividend has been proposed for the coming year. When the Company reaches a steady state position, NEXT intends to establish a clear and predictable dividend policy which will form the basis for any proposals on dividend payments to be resolved by the general meeting.

Authorisations to the board of directors

The annual general meeting, held on 12 May 2021, gave the board authorization to increase the Company's share capital by up to NOK 18,150,000 to enable the Company to conduct share issues in an effective manner. The board of directors was also granted authorization to deviate from the shareholder's preferential rights when using the authorization.

Moreover, the board of directors was given an authorization to increase the Company's share capital for the option program by up to NOK 7,930,000, out of which NOK 1,660,000 can be used to issue shares to board members under options granted to board members in 2019 and 2020. The authorization covers capital increases by way of contributions in kind, but does not cover capital increases in connection with mergers, and the board may decide that the shareholders' pre-emption right to the new shares can be deviated from. The authorization is limited in time until the 2022 general meeting or 30 June 2022, whichever comes first.

As of 31 December 2021, there are no further authorizations granted to the board of directors, neither to increase the share capital by issuing new shares, nor to the Company to purchase own shares. Any future authorizations given will be limited in time until the next general meeting, in accordance with the Code.



4. EQUAL TREATMENT OF SHAREHOLDERS AND TRANSACTIONS WITH CLOSE ASSOCIATES

Class of shares

The Company has one class of shares and there are no voting restrictions. Each share represents one vote and equal rights at the Company's general meeting. The par value per share is NOK 1,00.

Pre-emption rights of existing shareholders

NEXT's existing shareholders have pre-emption rights to subscribe for shares in the event of a share capital increase, unless otherwise indicated by special circumstances. Any decision to deviate from the pre-emption rights of existing shareholders shall be justified. The justification shall be publicly disclosed in a stock exchange announcement issued in connection with the increase in share capital.

In February 2021, NEXT completed a private placement issuing 14,819,897 new shares at a subscription price of NOK 6.0 per share, corresponding to gross proceeds of NOK 88.9 million. Completion of the private placement implied a deviation from the existing shareholders pre-emptive rights to subscribe for and be allocated new shares. The board of directors carefully considered such deviation and resolved that the private Placement was in the best interests of the Company and its shareholders. In reaching this conclusion the board took into consideration the Company's share price, alternative financing sources, the dilutive effect of the share issue, the low subscription price discount to current market price, the investor interest in the transaction and the strengthening of the shareholder base that will be achieved by the private placement. The board concluded not to complete a subsequent offering. The issuance of the new shares was approved by the board of directors under the general authorization to issue new shares approved by the general meeting on 12 May 2020.

Direct expenses and underwriting commission in relation to the private placement was NOK 4.8 million.

Transactions with close associates

The Company's significant shareholders, a shareholder's parent company, board members, executive personnel and close associates of any such parties are considered related parties. All transactions with related parties will be carried out in accordance with the arm's length principle.

All transactions with related parties which are not immaterial will be publicly disclosed by NEXT. In the event of such transactions, the board will arrange for a valuation to be obtained from an independent third party. This will not apply if the transaction requires the approval of the general meeting pursuant to the requirements of the Public Companies Act.

If NEXT should carry out any transaction in its own shares, this will be carried out either through the stock exchange or at prevailing stock exchange prices to ensure equal treatment of all shareholders.

Other than this, the board is not aware of any transactions in 2021 between the Company and the shareholders, a shareholder's parent company, directors, executive personnel or parties closely related to such individuals that qualify as material transactions.

5. SHARES AND NEGOTIABILITY

The shares in the Company are freely transferable, and the Company's articles of association contain no restrictions on transferability, ownership, trading or voting.





6. GENERAL MEETINGS

The general meeting is the Company's supreme governing body, and all shareholders are guaranteed participation and the opportunity to exercise their rights.

The Company's board takes steps to ensure that the shareholders can participate at the general meetings of the Company. The board of directors will ensure that:

- the resolutions and any supporting information distributed are sufficiently detailed, comprehensive and specific to allow shareholders to form a view on all matters to be considered at the general meeting;
- members of the board of directors, the chairman of the nomination committee and the auditor (if the items to be considered are of such a nature that the auditor's attendance must be regarded as essential) are present at the general meeting;
- the general meeting is able to elect an independent chairperson for the general meeting; and
- that shareholders are able to vote on each independent matter, including on each individual candidate nominated for election.

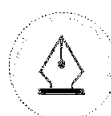

Shareholders are encouraged to give notice of their intention to attend the AGM, with a deadline as close to the date of the General Meeting as possible, typically one day in advance.

Shareholders that are unable to attend in person are given the opportunity to, and encouraged to, vote by proxy. The Company will provide information on the procedure for representation at the general meeting and prepare a proxy form including nominating a person to act as proxy for the shareholders.

Agenda and execution

In accordance with the code, the Company will make arrangements to ensure an independent chairman for the general meeting is elected.

The Company will facilitate the use of prepare a proxy form which allow separate voting instructions to be given for each item on the agenda.



This file is sealed with a digital signature.
The seal is a guarantee for the authenticity
of the document.

Document ID:
2A06ED1206954EFDAE1BE0D36968CBA6

7. NOMINATION COMMITTEE

Article 6 of the Company's articles of association sets out the requirements for the nomination committee.

Composition

The nomination committee shall consist of two to three members, where all members, including the chairman, are elected by the general meeting, which also have approved guidelines for the duties and remuneration of the nomination committee. The nomination committee members shall be independent of the board and management. The members are elected for a period of up to two years.

The current nomination committee was elected at the annual general meeting on 12 May 2021 for the period until the annual general meeting in 2022. All of the members of the nomination committee have been selected to take into account the interests of shareholders in general and are independent from both the Company's management and the Company's board. As of 31 December 2021, the nomination committee consisted of Jon Frode Vaksvik (chairman), Haakon M. Sæter and Hans Herman Horn.

NEXT is not aware of the existence of any agreements or business partnerships between the Company and any third parties in which members of the nomination committee have direct or indirect interests.

Instructions and work

Instructions to the nomination committee were last revised by the general meeting held on 16 May 2014. The nomination committee is responsible for seeking out and nominating qualified candidates for the board of directors and the nomination committee, and for proposing the remuneration to be paid to the board of directors and the nomination committee, including an explanation of how it came to its recommendations. The nomination committee has contact with shareholders, the board of directors and the Company's executive personnel as part of its work on proposing candidates for election to the board.

The Company provides information on the membership of the committee.

8. THE BOARD OF DIRECTORS: COMPOSITION AND INDEPENDENCE

Composition of the board of directors

The articles of association state that the Company's board of directors should comprise 3-9 board members elected by the general meeting. The chairman of the board is elected by the general meeting and among the Company's board.

NEXT emphasises that the board shall have requisite competency to independently evaluate the cases presented by the executive management team as well as the Company's operation. It is also considered important that the board can function well as a body of colleagues.

As of 31 December 2021, the board of directors comprises the following four members:

- Petter Fjellstad
- Odd Harald Hauge
- Emine Lundkvist
- Live Haukvik

All of the abovementioned board members are elected for the period until the annual general meeting in 2022.

A presentation of the board can be found at the Company's website.





The board's independence

NEXT believes that it is in the best interest of the Company and its shareholders to have independent directors and applies the Code's list of criteria for evaluating whether a director is considered independent.

Two out of the four board members are women, and none of the members of the Company's executive management or main business connections are members of the board of directors. The members of the board of directors are independent of the Company's main shareholders. The composition of the board ensures that it can attend to the common interests of all shareholders and meet the Company's need for expertise, capacity and diversity, and that it can operate independently of any special interests.

Each independent director who experiences a change in circumstances that could affect such director's independence is obligated to deliver a notice of such change to the chairman of the board.

Members of the board are encouraged to own shares in the Company.

Election of the board of directors

The general meeting appoints the members of the board of directors based on the proposal from the Company's nomination committee. The chairman of the board is elected by the General Meeting.

Directors are elected each year. It is the Company's view that directors who have developed a valuable insight into the Company and its operations over time provide an important contribution to the board as a whole. On this background, the Company does not wish to establish time limits in relation to the term of office for board members.

To ensure that the board continues to generate new ideas and operate effectively, the board evaluates and assesses their performance annually, and takes necessary steps in order to continue their service as directors.

A member of the board is entitled to retire prior to the end of his or her term of appointment if special circumstances arise. If possible, the board and the nomination committee shall be given reasonable prior notice thereof.

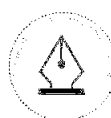
9. THE WORK OF THE BOARD OF DIRECTORS

The board's responsibilities

Norwegian law lays down the tasks and responsibilities of the board of directors. These include the overall management and supervision of the Company. This means that the board bears the ultimate responsibility for managing the Company and for monitoring administration and the business activities. The board is responsible for establishing internal control systems and for ensuring that the Company operates in compliance with the adopted value platform and Code of Ethics. The directors of the board shall discharge their duties in a loyal manner.

The fundamental responsibility of the directors is to oversee day-to-day management and evaluate strategy, to exercise their business judgment to act in what they reasonably believe to be the best interests of the Company and its shareholders. The board is also to oversee such matters as are required by statutory law, the Company's articles of association, policies, instructions and procedures as well as resolutions of the general meeting. It is the duty of the board to oversee the management's performance to ensure that the Company operates in an effective, efficient and ethical manner in order to produce value for the Company's shareholders. The board also evaluates the Company's overall strategy and monitors the Company's performance against its operating plan.

The board is responsible for supervising strategic, financial and execution risks and exposures associated with the Company's business strategy, product innovation and sales road map, policy matters, significant litigation and regulatory exposures, and other current matters that may present material risk to the Company's financial performance, operations, infrastructure, plans, prospects or reputation, acquisitions and divestitures. Further, the board shall ensure that the ongoing activities of the Company are subject to adequate control.





Annual plan

The board of directors sets an annual plan for its work, with particular emphasis on financial objectives, strategy and implementation. This plan covers the follow-up of the Company's operations, internal control, strategy development and other issues.

Instructions for the board of directors

The board of directors has implemented instructions for its own work. The board's instructions are subject to review every second year and are revised as needed. The current instruction was revised 2 November 2021.

The instructions cover the following items: appointment of the board of directors; board member independence; tenure and retirement; by-election; the duties of the board; committees; takeovers; allocation of the work within the board; the working procedures of the board; meeting – including meeting plan; quorum; disqualification; majority requirements; categories of decision; minutes; safety procedures and duty of confidentiality; information concerning the work of the board; evaluation of the work of the board and board committees; directors' liability insurance; liability for damages; new board members or CEO awareness of instructions; waiver and amendment; approval of transactions with related parties and communications with shareholders.

Instruction for the CEO

There is a clear segregation of duties between the board of directors and the executive management. The board has prepared a set of instructions for the CEO. The current instruction was revised 2 November 2021.

The CEO shall follow the guidelines and instructions issued by the board of directors. The CEO is responsible for the day-to-day management of the Company, pursuant to § 6-14 in the Norwegian Public Limited Companies Act. The CEO ensures that the board receives relevant information in an accurate, sufficient and timely manner in order to allow the board to carry out its duties. The CEO represents the Company externally in matters which form part of the day-to-day management. The day-to-day management does not cover matters of extraordinary nature or of major importance. However, the CEO is authorized to decide on matters of extraordinary nature or of major importance in cases, where the decisions of the board of directors cannot be awaited without serious detriment for the Company. The board of directors must be notified of the decision as soon as possible.

Financial reporting

The board is responsible for ensuring the integrity of financial information. The board evaluates the integrity of the Company's accounting and financial reporting systems, including the audit of the Company's annual financial statements by the independent auditors, and that appropriate disclosure controls and procedures and systems of internal control are in place.

Quarterly and annually financial reports are reviewed and approved at board meetings and form the basis for external financial reporting.

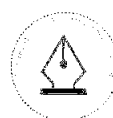
In connection with the presentation of the year-end financial statements, the CEO and the CFO declare that the accounts have been prepared in accordance with generally accepted accounting principles, and that to the best of their knowledge all information is accurate and no material information has been omitted.

Board meetings

The board shall deliberate matters and make decisions in meetings, unless the chairman of the board finds that the matter may be presented in writing or be dealt with in another satisfactory manner.

The directors are free to consult the Company's executives as needed. Any board member or the CEO can require specific matters to be deliberated by the board. The CEO shall, in consultation with the chairman of the board, prepare matters to be deliberated by the board. Any matter shall always be prepared and presented in such a manner as to provide the board with a satisfactory basis for making a decision.

The CEO has a right and a duty to attend the board's deliberation of matters, unless otherwise determined by the board in respect of each individual matter. The CEO is not entitled to cast votes. Other participants are called in as needed.





Conflicts of interest and disqualification

The board of directors ensures that members of the board of directors and executive personnel make the Company aware of any material interest that they may have in items to be considered by the board of directors.

A member of the board or the executive management may not participate in the discussion or decision of issues of such special and prominent interest to the person in question, or to any closely related party of said person, that the board member or member of the executive management must be regarded as having a distinct personal or financial interest in the matter. This is in compliance with §6-27 of the Norwegian Public Limited Companies Act.

Chairman of the board of directors

The chairman of the board of directors ensures that the board of directors operates well and carries out its duties. In addition, the chairman of the board of directors also has certain specific duties in respect of the general meeting. Matters to be considered by the board are prepared by the chief executive in collaboration with the chairman, who chairs the meetings of the board.

Board Committees

The board has appointed a separate audit committee. The committee shall prepare, draw up and present items for consideration by the board as a whole.

Audit Committee

The Company's audit committee is governed by the Norwegian Public Limited Companies Act and a separate instruction adopted by the board. A majority of the members shall have qualifications within accounting or auditing. The principal tasks of the audit committee are:

- prepare the board of directors' supervision of the Company's financial reporting process;
- monitor the systems for internal control and risk management;
- have continuous contact with the Company's auditor regarding the audit of the annual accounts;
- review and monitor the independence of the Company's auditor, including in particular the extent to which services other than auditing provided by the auditor or the audit firm represent a threat to the independence of the auditor;
- monitor the Company's compliance with applicable legal and regulatory requirements;
- handle and investigate concerns raised by the Company's employees related to the internal revision or audit; and
- evaluate the audit committee's activities.

The audit committee consist of Emine Lundkvist (Chair) and Live Haukvik.

Remuneration Committee

The remuneration committee draw up guidelines and proposals for remuneration to senior executives. The Company's remuneration policy, including remuneration for the CEO and the senior executives, are dealt with at one of the board meetings and accounted for in the Board's annual report.

The committee consist of Petter Fjeldstad (Chair) and Odd Harald Hauge.

The board of director's evaluation of its own work

The board shall annually evaluate its activities, performance and competence, and has adopted a self-assessment questionnaire for the purpose thereof. The assessment results shall be submitted to the nomination committee.



10. RISK MANAGEMENT AND INTERNAL CONTROL

It is ultimately the responsibility of the board of directors to ensure that NEXT has sound internal controls and risk management systems appropriate to the Company's size and business. The board, and the management, have increased focus on risk management and internal controls. The board of directors forms its opinion on the Company's internal controls and risk management systems based on the information presented to it by the management.

The executive management closely monitors the main risk factors, to ensure the Company has proper guidelines, processes and internal controls in place. The board of directors conducts annual reviews of the Company's most important areas of exposure to risk and such areas' internal control arrangements.

NEXT has experienced finance and accounting personnel, which continuously strives for improving routines and internal control systems. Initiatives are ongoing to ensure risks are efficiently managed, and that key controls are in place to achieve financial goals, operational goals, and compliance with regulations. The Company's internal controls and systems also cover the Company's corporate values, ethical guidelines and principles of corporate social responsibility.

The size of the Group's operations and limited staff size necessarily leads to dependence on key individuals and a limitation on the possible implementation of internal control risk reduction measures. The Norwegian entities of NEXT have an internal risk management, finance and accounting function.

The board presents an in-depth review of NEXT's financial status in the "Report from the board of directors" as part of this annual report.

11. REMUNERATION OF THE BOARD OF DIRECTORS

The remuneration of the board reflects the board's responsibility, expertise, time commitment and the complexity of the Company's activities.

The general meeting approves the remuneration paid to the board of directors each year. The nomination committee makes the proposal for remuneration.

The remuneration of the board of directors is not linked to the Company's performance. The current board members were granted share options in 2020, which were approved at the Annual General Meeting held in 2020.

For more details on the remuneration to the board, please refer to note 20 to the annual financial statements.

Except for the one deviation above, the Company does not deviate from the Code.

12. REMUNERATION OF EXECUTIVE MANAGEMENT

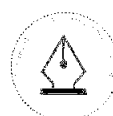
The board establishes guidelines for the remuneration of the executive management team setting out the main principles applied in determining the salary and other remuneration of the executive management team. Following amendments to the Public Limited Liability Companies Act, there are new and more detailed requirements for determining salaries and other remuneration of the executive management. In accordance with this, the Board of Directors proposed new guidelines for remuneration to executive management with effect for 2021 that was approved by the General Meeting in May 2021. The company updated the guidelines in 2022 and the revised guidelines will be made available on the company's website.

The main principle in the Company's policy for remuneration is that the leading employees shall be offered competitive terms to attract and retain the competence which the Company needs.

The general meeting has approved the Company's share option arrangement.

For details regarding remuneration to the executive management, see note 20 in the annual financial statements, and for details regarding share option arrangements, see note 19 in the annual financial statements.

The Company deviates from the Code by not having a cap on the performance-related remuneration.



13. INFORMATION AND COMMUNICATIONS

NEXT believes in open and honest communication with the shareholders, and interaction between shareholders, the board of directors and the Company's management. The board of directors and the executive management team assign considerable importance to giving the shareholders and other stakeholders, relevant and current information about the Company and its activity areas.

Regular information is published through annual reports, quarterly reports, press releases, notices to the stock exchange and investor presentations in accordance with what is deemed appropriate from time to time. Information on value drivers and risk factors is provided through the interim reporting, which will enable investors to evaluate NEXT's performance and risk.

The CEO is responsible for the investor relations and is the main contact person of the Company for the capital marked. All communication is done solely in the English language.

All reports and notices are issued and distributed according to the rules and regulations of the Oslo Stock Exchange. Information relevant to investors is published at Oslo Stock Exchange and made available on the Company's website. Shareholder information, including a financial calendar and information about web casts, is available on www.nextbiometrics.com/investors.

14. TAKE-OVERS

The Company has established guidelines for the board on how it will act in the event of a take-over bid. The board will handle take-over bids in accordance with Norwegian law, including the Norwegian Securities Trading Act and the Code. The Company has not been subject to any take-over bids in 2021.

There are no defence mechanisms against take-over bids in the Company's articles of association nor any underlying steering document. In corporate take-over or restructuring situations, the board shall exercise due and proper care so that all shareholder values and interests are preserved. During the course of a take-over process, the board and management shall ensure that the shareholders are treated equally, and that the Company's business activities are not disrupted unnecessarily. The board has a particular responsibility to ensure that shareholders are given sufficient information and time to form a view on the offer. The board of directors otherwise concurs with what is stated in the Code regarding this issue.

15. AUDITOR

The Company's auditor is elected by the general meeting and is fully independent from the Company. PricewaterhouseCoopers AS is the company's auditor. NEXT represents a small share of the auditor's business. NEXT does not obtain significant business or tax planning advice from its auditor. For further information, see note 20 to the group financial statements.

The board of directors is responsible for ensuring that the board and the audit committee are provided with sufficient insight into the work of the auditor. In this regard, the board of directors ensures that the auditor submits the main features of the plan for the audit of the Company to the audit committee annually. The board of directors invites the auditor to participate in board meeting(s) that deal with the annual accounts. At these meetings, the auditor (i) reports on any material changes in the Company's accounting principles and key aspects of the audit, (ii) comments on any material estimated accounting figures, and (iii) reports all material matters on which there has been disagreement between the auditor and the executive management of the Company.

The audit committee shall at least once a year perform a review of the Company's internal control procedures with the auditor, including weaknesses identified and proposals for improvement. The board and the audit committee shall review periodically the use of the auditor for services other than the audit. At least once a year, the audit committee and the board will meet the auditor without the presence of the CEO or other members of executive management.

At the annual general meeting, the board shall present a review of the auditor's compensation as paid for audit work required by law and remuneration associated with other assignments.

In connection with the auditor's presentation to the board of the annual work plan, the board considers if the auditor to a satisfactory degree also carries out a control function.



ARTICLES OF ASSOCIATION FOR NEXT BIOMETRICS GROUP ASA (As of 31 December 2021)

§ 1 – The Company name

The name of the company is NEXT Biometrics Group ASA. The company is organised as a public limited liability company.

§ 2 – Business office

The company's registered office is in Oslo municipality.

§ 3 – Business Activities

The objective of the company is research and development, and commercialisation of safety products, trade and investment in such companies and what is connected with such business.

§ 4 – Share capital

The company's share capital is NOK 91,680,763, divided into 91,680,763, each with a nominal value of NOK 1. The company's shares shall be registered in the Norwegian Central Securities Depository.

§ 5 – Board of Directors

The Company's board of directors shall consists of 3 – 9 members as appointed by the general meeting.

§ 6 – Nomination Committee

The company shall have a nomination committee. The nomination committee shall consist of two or three members appointed by the general meeting. The members of the nomination committee, including the director, shall be elected by the general meeting. The nomination committee shall be elected for a period of two years, if not other period is decided upon by the general meeting.

The nomination committee makes recommendations to the general meeting regarding election of board members and members to the nomination committee, and regarding remuneration to the board members and members of the nomination committee. The general meeting shall resolve the remuneration to the members of the nomination committee. The general meeting may lay down guidelines for the nomination committee.

§ 7 – Signatory Rights

Two board members jointly have the right to sign on behalf of the company. The board of directors may give power of procuration.

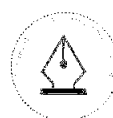
§ 8 – General Meeting


Documents regarding matters to be discussed at the general meeting of the company, also applying documents that, pursuant to law, shall be included in, or attached to the notice of the general meeting of shareholders, can be made available at the company's website. The requirement regarding physical distribution shall then not apply. A shareholder may in any case request to be sent documents that shall be discussed at the general meeting.

The shareholder may vote in writing, including by way of electronic communication in advance in a period prior to the general meeting. The board of directors may establish guidelines for such advanced voting. It shall be stated in the notice for the general meeting the guidelines laid down.

At the ordinary general meeting the following matters shall be addressed and decided upon:

1. Approval of the annual accounts and annual report, including the distribution of dividends.
2. Other matters that pursuant to law or the articles of association must be dealt with at the general meeting.





CORPORATE SOCIAL RESPONSIBILITY REPORT

This review of the Group's Corporate Social Responsibility principles and practice is prepared in compliance with Section 3-3c of the Norwegian Accounting Act.

NEXT's business consists of research & development, commercialization and manufacturing of fingerprint technology and products for a variety of uses. NEXT works closely with world class manufacturing subcontractors and distribution partners. NEXT is committed to be a good corporate citizen and demonstrate integrity and high ethical standards in all its business dealings.

NEXT's board and management are committed to maintaining high ethical standards and have implemented guidelines with regards to values and ethics. The purpose of these standards and guidelines is to create a sound corporate culture and to preserve the integrity of NEXT by helping employees to promote standards of good business practice. NEXT's Ethical and Social Responsibility Guidelines was last approved by the Board on 2 November 2021 and applies to all employees of the Group. They also apply to anyone who holds a position of trust in the Group (including membership of boards) and hired consultants acting on behalf of the Group. They aim to provide guidance to our people for a common platform.

The Group strives for a business culture characterized by openness. Openness is a prerequisite for motivation, trust, confidence and safety at work. Everyone shall feel confident to raise any concern, small or large, with their manager or another colleague.

The ethical and corporate social responsibility rules support NEXT's vision, core values and principles. The guidelines are instrumental for NEXT's approach to human rights, fair working environment and equal rights, health and safety, environment, business ethics and anti-corruption. The Group regularly reviews the guidelines and take steps to update and educate the organization.

HUMAN RIGHTS

In addition to following national rules and regulations, NEXT conducts its business in line with fundamental international rules. Including those described in international human rights conventions such as the UN Convention on Human Rights and the labour rights conventions of the International Labour Organization (ILO).

The Group respects the right to freedom of association and opposes any form of child labour, forced labour or discrimination. NEXT practices equal opportunities and rights and encourage all business relations to follow the same principles. Any violations of basic human rights are unacceptable to the Group.

It is our goal to have no form of human rights abuse or labor issue at any stage related to production of our products.



This file is sealed with a digital signature. The seal is a guarantee for the authenticity of the document.

Document ID:
2A06ED1206954EFDAE1BE0D36968CBA6

FAIR WORKING ENVIRONMENT

NEXT has a personnel policy designed to prevent discrimination on the grounds of race, color, gender, sexual orientation, age, disability, language, religion, legitimate political or other opinions, national or social origin, property, birth or other status.

The Group employs many different nationalities from a diversity of cultures and has built an international mindset for years. Employees are encouraged to treat each other and business contacts with respect and act according to local laws and regulations, as well as to pay attention to local values and norms for social conduct.

The Group does not tolerate degrading treatments towards any employee. The Groups employees are encouraged to report any incident of discrimination to their nearest leader or through the applicable whistle-blow channels through our HR department.

The NEXT board and management seek to create a working environment that is pleasant, stimulating, safe and beneficial to all employees. The working environment complies with the existing rules and regulations. The board has not found reason to implement special measures. No employee has suffered work-related injury resulting in sick leave. No accidents nor incidents involving the assets of the Group have occurred.

EQUAL RIGHTS

All facilities are equally well equipped for females and males. Traditionally, fewer women than men have graduated in NEXT's fields of work, and the candidates available for recruiting have often predominantly been males. The management structure reflects the composition of the technical staff. Of the 26 employees at the end of 2021, 4 are women. At year-end 2021, the parent company has 4 board members, of which 2 are women. The parent company complies with Norwegian legal requirement with respect to gender representation in the board of directors.

Raising awareness of employees on Human rights and Labor principles and relevant issues are regularly done by internal training and as part of the introduction program for new employees.

HEALTH AND SAFETY

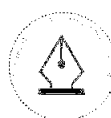
Health and safety are an indispensable component in all the Group's activities. All hazards and risks to health and safety must be avoided. Generally, NEXT's business involves low safety risk in the day-to-day activities, without use of heavy machinery or equipment that can cause damage or injuries. As a fables biometrics company, production has been outsourced to specialized manufacturers. NEXT is concerned for safety of employees in third party factories and it is an integral part of the evaluation criteria which the Group applies ahead of being classified as a "NEXT certified vendor/partner".

None of the processes in use by the suppliers are known to be of particular hazard to the staff.

ENVIRONMENT AND CLIMATE IMPACT

NEXT does not own or operate manufacturing facilities. Manufacturing is done through third parties that comply with the ISO 14001 environmental standard, among others. Consequently, there is little pollution associated with the Group's operations. NEXT seeks to limit resource consumption, prevent unnecessary environmental pollution including optimizing transportation of goods, and manage waste in an environment friendly and resource efficient manner.

NEXT climate impact and potential risk is low in the short to medium term. The Group is not impacted by physical climate risk such as potential flooding or general increase in the sea level. Moreover, NEXT does not face any potential liabilities due to damages caused by climate change. Still, NEXT is likely be impacted by the regulatory and technological changes that are to be implemented (in the future) to reach a carbon neutral society, which may lead to long term increased electronic component purchase and manufacturing costs.





BUSINESS ETHICS & ANTI-CORRUPTION

The Group's operations depend on the trust of contractual parties, the authorities, shareholders, employees and society in general. In order to gain trust, the Group is dependent upon professionalism, expertise and high ethical standards in all aspects of the Group's work. This applies to the way the Group operates and to the conduct of each individual. All employees are therefore expected to behave with care, integrity and professionalism and abstain from actions that may weaken trust in the Group.

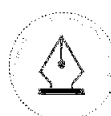
The NEXT Biometrics' Ethical and Corporate Social Responsibility Guidelines contain guidelines for ethical behaviour in business relations. These clearly states that NEXT strongly oppose all forms of corruption or bribery. NEXT encourages reporting of suspected misconduct: a «whistle-blower» communication channel. NEXT adheres to national and foreign antitrust laws.

No one may receive benefits for themselves or for others from the Group's business contacts if such benefits are based on the employment relationship. Correspondingly, no one shall give such benefits to the Group's business contacts. The guidelines explicitly govern conflict of interests, gifts and money laundering. Business courtesies of modest value, conforming to normal social customs and not intended for influence, are not considered bribes. All gifts with an estimated value of more than NOK 1,000 must be reported to the Group's CFO, who will keep a log over such gifts and assess whether the relevant gift can be retained or provided, based on a case-by-case evaluation.

NEXT has to date not been accused of, or involved in, any cases pertaining to any form of corruption or bribery. NEXT encourages each employee to report on possible censurable incidents. NEXT's employees have an obligation to report on criminal activity and on incidents which could endanger life or health. The board of directors and management are not aware of any breach of our code of conduct.

Raising awareness of the guideline has been the Group's main action with regard to this area. The Group is not aware of any breach of the implemented guideline. The Group does not have any other guidelines or actions regarding Corporate Social Responsibility due to the limited size and resources of the parent company. The Group will continue to have high focus on these guidelines and incorporate them into our company culture. The Group will do this by updating and educating the organization.

NEXT's Ethical and Corporate Social Responsibility Guideline is publicly available on NEXT' website.

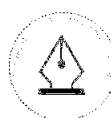




> Financial Statements

GROUP - CONSOLIDATED STATEMENT OF COMPREHENSIVE INCOME - 1 JANUARY - 31 DECEMBER

(amounts in NOK 1,000)	Notes	2021	2020
Operating revenues	3	49,788	57,770
Other revenues	3	967	363
Cost of goods sold	12	-35,531	-48,037
Inventory write-downs	12	-6,251	-1,350
Gross margin		8,973	8,746
Payroll expenses	4	-45,983	-63,228
Other operating expenses	5,6,18	-14,172	-28,857
Depreciation and amortization	10,11	-7,069	-15,279
Impairment losses	10,11	-	-6,577
Total operating expenses		-67,224	-113,941
Operating profit (loss)		-58,250	-105,195
Financial income	7	1,048	2,248
Financial expenses	7	-1,299	-811
Net currency gains (losses)	7	108	-1,026
Net financial items		-143	411
Profit (loss) before taxes		-58,394	-104,784
Income tax expenses	8	-1,621	2,990
Profit (loss) after taxes		-60,014	-101,794
<i>Other comprehensive income (loss) that may be reclassified subsequently to profit and loss:</i>			
Translation differences on net investments in foreign operations		1,593	3,129
Other comprehensive income (loss)		1,593	3,129
Total comprehensive income (loss)		-58,422	-98,665
Profit (loss) after taxes attributable to:			
Owners of the parent company		-60,014	-101,794
Total comprehensive income (loss) attributable to:			
Owners of the parent company		-58,422	-98,665
Earnings per share (in NOK)			
Basic and diluted	9	-0.67	-1.14





GROUP - CONSOLIDATED STATEMENT OF FINANCIAL POSITION - A S OF 31 DECEMBER

(amounts in NOK 1,000)	Notes	2021	2020
ASSETS			
Deferred tax assets	8	32	58
Intangible assets	10	3,983	5,446
Property, plant and equipment	11	16,447	17,197
Other non-current assets	14	-	704
Total non-current assets		20,462	23,404
Inventories	12	18,987	21,725
Accounts receivables	13	11,801	4,056
Other current assets	14	7,699	14,342
Cash and cash equivalents	15	102,706	67,950
Total current assets		141,193	108,072
Total assets		161,655	131,477
EQUITY AND LIABILITIES			
Share capital	19	91,681	75,944
Share premium	19	47,335	56,633
Other reserves	19	71,442	62,637
Accumulated losses		-76,205	-98,027
Total equity		134,253	97,188
Deferred tax liabilities	8	-	135
Non-current interest-bearing loans	16	-	5,609
Other non-current liabilities	17,18	2,027	1,164
Total non-current liabilities		2,027	6,908
Current interest-bearing loans	16	-	2,346
Accounts payables		6,786	11,047
Income tax payables	8	317	60
Other current liabilities	17,18	18,273	13,928
Total current liabilities		25,376	27,381
Total equity and liabilities		161,655	131,477

Oslo, 26 April 2022

The board of directors of NEXT Biometrics Group ASA

/Sign/

Petter Fjellstad
Chairman

/Sign/

Emine Lundkvist
Board member

/Sign/

Live Haukvik
Board member

/Sign/

Odd-Harald Hauge
Board member

/Sign/

Peter Heuman
CEO



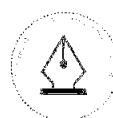
This file is sealed with a digital signature.
The seal is a guarantee for the authenticity
of the document.

Document ID:
2A06ED1206954EFDAE1BE0D36968CBA6



GROUP - CONSOLIDATED STATEMENT OF CASH FLOW - 1 JANUARY - 31 DECEMBER

(amounts in NOK 1,000)	Notes	2021	2020
Profit (loss) before taxes		-58,394	-104,784
Share based remuneration	19	8,805	4,376
Accrued share option social security cost	19	4,207	69
Income taxes paid	8	2,386	-408
Depreciation and amortization	10,11	7,069	15,279
Impairment losses	10,11	-	6,577
Inventory write-downs	12	6,251	1,350
Change in inventories		2,738	4,236
Change in accounts receivables		-7,745	-575
Change in accounts payables		-4,261	-740
Change in other working capital items and other		-8,738	-5,748
Net cash flow from operating activities		-47,681	-80,369
Proceeds from disposal of property, plant and equipment and intangible assets	10,11	2	11
Purchase of property, plant and equipment and intangible assets	10,11	-204	-88
Proceeds from lease receivables	18	691	117
Net cash flow from investing activities		489	40
Net proceeds from issue of shares	19	86,681	55,720
Proceeds from interest-bearing loans	16	-	10,152
Repayments of interest-bearing loans	16	-626	-
Payment of lease liabilities	18	-2,787	-4,574
Net cash flow from financing activities		83,269	61,297
Net change in cash flow		36,076	-19,032
Cash balance as of 1 January		67,950	88,541
Effects of exchange rate changes on cash and cash equivalents		-1,320	-1,559
Cash balance as of 31 December		102,706	67,950
Comprising of:			
Cash and cash equivalents	15	102,706	67,950



This file is sealed with a digital signature.
The seal is a guarantee for the authenticity
of the document.

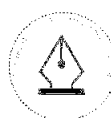
Document ID:
2A06ED1206954EFDAE1BE0D36968CBA6



GROUP - CONSOLIDATED STATEMENT OF CHANGES IN EQUITY - 1 JANUARY - 31 DECEMBER

ATTRIBUTABLE TO OWNERS OF THE PARENT COMPANY

(amounts in NOK 1,000)	Notes	Share capital	Share premium	Other reserves	Accumulated losses	Total equity
As of 1 January 2021		75,944	56,633	62,637	-98,027	97,188
Profit (loss) after taxes			-80,244		20,229	-60,014
Other comprehensive income (loss)					1,593	1,593
Total comprehensive income (loss)		-	-80,244	-	21,822	-58,422
Share issues	19	15,736	75,896			91,632
Share issue costs	19		-4,951			-4,951
Share-based remuneration	19			8,805		8,805
As of 31 December 2021		91,681	47,335	71,442	-76,205	134,253
As of 1 January 2020		42,931	53,278	58,261	-19,668	134,801
Profit (loss) after taxes			-20,306		-81,488	-101,794
Other comprehensive income (loss)					3,129	3,129
Total comprehensive income (loss)		-	-20,306	-	-78,359	-98,665
Share issues	19	33,014	33,232			66,246
Share issue costs	19		-9,570			-9,570
Share-based remuneration	19			4,376		4,376
As of 31 December 2020		75,944	56,633	62,637	-98,027	97,188



This file is sealed with a digital signature. The seal is a guarantee for the authenticity of the document.

Document ID:
2A06ED1206954EFDAE1BE0D36968CBA6



NOTE 1 – GENERAL INFORMATION

NEXT Biometrics Group ASA ("Parent company") is a public limited liability company, incorporated and domiciled in Norway, with headquarter in Oslo, Norway. The Parent company and its subsidiaries ("NEXT" or "the Group") provides advanced fingerprint sensor technology that delivers uncompromised security and accuracy for the best possible user experience in the smart card, government ID, access control and notebook markets.

NEXT's fingerprint sensors are unique, using active thermal conductivity to read the fingerprint, as opposed to capacitive or optical sensing used by others. This patented sensing principle allows simple designs uniquely compatible with the low temperature polysilicon production processes ("LTPS") used in high-end display factories. This enables significantly lower production cost for the Group's fingerprint sensors compared to competing sensors of similar quality. The Group has developed and markets a portfolio of fingerprint sensor modules, readers and flexible biometric subassemblies, which may be incorporated into a wide range of products and solutions.

The Group has six wholly owned operating subsidiaries: NEXT Biometrics AS (Norway) and its subsidiaries NEXT Biometrics Inc. (Seattle, USA), NEXT Biometrics China Ltd. (Shanghai, China), NEXT Biometrics Taiwan Ltd. (Taipei, Taiwan), NEXT Biometrics Solutions India Pvt. Ltd. (Bengaluru, India) and NEXT Biometrics s.r.o. (Prague, Czech Republic).

NEXT ASA's shares are listed on the Oslo Stock Exchange.

The purpose of the company as stated in the articles of association is to conduct research, development and commercialization of security products, as well as other activities that will naturally fall under this.

The financial statements have been approved for issuance by the Board of Directors on 26 April 2022 and is subject to approval by the Annual General Meeting on 19 May 2022.

CHANGES IN ACCOUNTING POLICIES

The accounting policies applied are consistent with those applied in the previous financial year as described below.

New and amended standards and interpretations adopted by the Group:

The Group has reviewed new and amended IASB 2021 standards that are relevant to NEXT. The IBOR and IFRS 16 - extension of the practical expedient related to modifications of leases has been assessed by the Group, but this change does not apply to the current leases in the group. Hence, there have not been any new and amended standards and interpretations adopted with effect from 1 January 2021 that had a material impact on the Group.

New and amended standards and interpretations not yet adopted:

Certain new and amended standards and interpretations have been published but are not mandatory for financial statements as of 31 December 2021. They have not been early adopted by the Group and are not expected to have a material impact on the Group.

NOTE 2 – SUMMARY OF SIGNIFICANT ACCOUNTING POLICIES

BASIS OF PREPARATION

These financial statements have been prepared in accordance with International Financial Reporting Standards ("IFRS") as adopted by the EU, being standards and interpretations issued by the International Accounting Standards Board ("IASB"), in force at 31 December 2021.

GOING CONCERN

In accordance with § 3-3a of the Norwegian Accounting Act, the Board of Directors confirms that the financial statements have been prepared under the assumption of going concern.



MEASUREMENT BASIS

The financial statements have been prepared under the historical cost convention, unless otherwise presented in the accounting policies below. Historical cost is generally based on the fair value of the consideration given in exchange for assets.

Fair value is the price that would be received to sell an asset or paid to transfer a liability in an orderly transaction between market participants at the measurement date. NEXT uses market observable data to the extent possible when measuring the fair value of an asset or a liability. If the fair value of an asset or a liability is not directly observable, it is estimated by NEXT using valuation techniques that maximize the use of relevant observable inputs and minimize the use of unobservable inputs.

FINANCIAL RISK AND CAPITAL MANAGEMENT

NEXT is exposed to certain financial risks related to exchange rates and interest levels. These are, however, insignificant compared to the business risk. Business risk may be summarized in:

- (a) NEXT currently has limited revenue compared to cost. The Group has reported accumulated financial losses.
- (b) NEXT's business plan assumes increased revenue from existing products and new products under development.
- (c) Revenue from NEXT's products depends, among other things, on market factors which are not controlled by NEXT.
- (d) Competing companies' products have entered the commercial stage, and the competitive situation for NEXT's products is constantly changing.
- (e) NEXT's intended markets are undergoing rapid technological changes.

NEXT manages its liquidity passively, which means that funds are placed in floating-interest bank accounts. The majority of cash is held in Norwegian kroner at Parent company level and is distributed when appropriate to the affiliates. This is both to have control of the overall liquidity situation and to manage expense levels in the affiliates.

NEXT has no financial non-current debt by the end of 2021, except for lease liabilities.

NEXT's sales and production cost are in US dollars. Other operating expenses are mainly in Norwegian kroner (NOK) and US dollars (USD), depending on the location. Equity transactions are in NOK. In the Parent company, the majority of the cost and all equity transactions are in NOK. NEXT does not use financial instruments to hedge this risk.

Investments in fixed assets are only made when mandatory for the needs of the core business. NEXT has mainly been funded by equity and will prepare and implement comprehensive capital management and funding policies as and when needed.

The Group is exposed to credit risk, although this has historically not resulted in significant losses. NEXT sells its sensors to leading international distributors of electronic components, primarily based in Asia. The Group's receivables are not credit insured, but credit monitoring routines are in place for setting up credit lines and demanding advance payments when required.

CONSOLIDATION

NEXT's consolidated financial statements comprise of the Parent company and companies in which the Parent company has a controlling interest. A controlling interest is normally obtained when the Group holds more than 50 per cent of the voting rights or has decisive power on the entity's operational and financial management. Minority interests are included in the Group's equity. Intragroup transactions and balance sheet items and any unrealized gains or losses or revenue and cost related to intragroup transactions have been eliminated when preparing the consolidated financial statements.





REVENUE FROM CONTRACTS WITH CUSTOMERS

The Group develops, manufactures and sell fingerprint sensors. In general, sales are recognized when control of the products has transferred at delivery according to delivery terms. The Group delivers products and send invoices both to distributors and directly to end customers. The Group assess individual contracts and determines whether a distributor is a customer or a sales agent. When making this assessment it will be considered whether the buyer could have the opportunity to return products to the Group, whether the distributor/agent independently can set end customer prices and sell products to any end customer. The classification of a distributor as a customer or a sales agent will have an impact on the timing and measurement of revenue recognition

The goods are sold based on fixed prices with no variable consideration. No significant element of financing is deemed present as the sales are normally made with a credit term of 30 days upon delivery, which is consistent with market practice. A receivable is recognized when the goods are delivered as this is the point in time that the consideration is unconditional because only the passage of time is required before the payment is due.

CURRENCY

These financial statements are presented in Norwegian kroner, which is also the Parent company's functional currency. Each entity in the Group determines its own functional currency based on local operations, and items included in the financial statements are measured using that functional currency.

Monetary assets and liabilities denominated in foreign currency are converted to the functional currency using the exchange rates of the balance sheet date. Revenues and expenses in foreign currency are converted using the exchange rate at the transaction date.

Assets and liabilities in foreign operations are translated into the presentation currency using the exchange rates on the balance sheet date. Incomes and expenses relating to foreign operations are translated into the presentation currency using the average exchange rate. Translation differences are recognized in other comprehensive income (loss). Translation differences previously recognized in other comprehensive income (loss) are reversed and recognized in profit and loss when the foreign operations are disposed.

INTANGIBLE ASSETS

Separately acquired intangible assets

On initial recognition, intangible assets acquired separately are measured at cost. The cost of a separately acquired intangible asset comprises its purchase price, including import duties and non-refundable purchase taxes, after deducting trade discounts and rebates and any directly attributable cost of preparing the asset for its intended use.

After initial recognition, intangible assets are carried at cost less any accumulated amortization and impairment losses. The estimated useful life and amortization method are revised at the end of each reporting period with the effect of any changes in estimate being accounted for on a prospective basis.

An intangible asset is derecognized on disposal, or when no future economic benefits are expected from use or disposal. Gains or losses arising from derecognition of an intangible asset - measured as the difference between the net disposal proceeds and the carrying amount of the asset - are recognized in profit or loss when the asset is derecognized.

Internally generated intangible assets

Development costs represent typical internally generated intangible assets of relevance for the Group. Costs incurred in relation to individual projects are capitalized only when the future economic benefit of the project is probable and the following main conditions are met: (i) the development costs can be measured reliably, (ii) the technical feasibility of the product has been ascertained and (iii) Management has the intention and ability to complete the intangible asset and use or sell it.

When expenditure is initially recognized as an expense, for example where it cannot be determined whether future economic benefits are probable, it cannot later be recognized as part of the cost of an intangible asset.

Research costs are expensed as incurred.



PROPERTY, PLANT AND EQUIPMENT

Property, plant and equipment are held at cost less accumulated depreciation and impairment losses. When assets are sold or disposed, the gross carrying amount and accumulated depreciations are reversed. Any gain or loss on the sale or disposal is recognized in the profit and loss.

The gross carrying amount is the purchase price, including duties/taxes and direct acquisition costs related to making the asset ready for use. Subsequent costs, such as repair and maintenance expenses, are normally recognized in profit or loss as incurred. When increased future economic benefits as a result of repair/maintenance work can be proven, such expenses will be recognized in the balance sheet as additions to property, plant and equipment.

The assets are depreciated using the straight-line method over each asset's useful life. Estimated useful life and residual value are reviewed at least at each financial year end.

IMPAIRMENT OF ASSETS

Assessments of indications that assets may be impaired are made by the end of each reporting period. If an asset's carrying amount is higher than the asset's recoverable amount, an impairment loss will be recognized in profit and loss. The recoverable amount is the higher of the fair value less costs to sell and the discounted cash flow from continued use. The fair value less costs to sell is the net amount that can be obtained from a sale to an independent third party. The recoverable amount is determined separately for each asset.

PROVISIONS

Provisions are recognized when, and only when, the Group has a valid liability (legal or constructive) as a result of events that have taken place and it is more probable than not that a financial settlement will take place as a result of the event(s), and the size of the amount can be measured reliably. Provisions are reviewed on each balance sheet date and their level reflects the best estimate of the liability. When the effect of time is insignificant, the provisions will be equal to the size of the expense necessary to be free of the liability. When the effect of time is significant, the provisions will amount to the present value of future payments to cover the liability. Any increase in the provisions due to time is recorded as other financial expenses.

FINANCIAL ASSETS AND LIABILITIES

Initial recognition and measurement

Financial assets and financial liabilities are initially recognized when the Group becomes a party to the contractual provisions of the instrument. Trade receivables are initially recognized when they are originated. A financial asset or financial liability is initially measured at fair value plus, for an item not at fair value through profit or loss, transaction costs that are directly attributable to its acquisition or issue. A trade receivable without a significant financing component is initially measured at the transaction price.

On initial recognition, a financial asset is classified as measured at amortized cost, fair value through other comprehensive income (FVOCI) or fair value through profit or loss (FVTPL).

The Group makes an assessment of the objective of the business model in which a financial asset is held. The business model determines whether cash flows will result from collecting contractual cash flows, selling the financial asset or both. In assessing whether the contractual cash flows are solely payments of principal and interest (SPPI test), the Group considers the contractual terms of the instrument. The Groups financial assets at amortized cost includes trade receivables. Financial assets are not reclassified subsequent to their initial recognition unless the Group changes its business model for managing financial assets.





Financial asset impairment

The Group recognizes loss allowances for ECLs on financial assets measured at amortized cost. For trade receivables that do not contain a significant financing component, the simplified approach is applied, and the Group recognize lifetime expected credit loss (ECL). The Group applies the provision matrix as a practical expedient to calculate ECL. The provision matrix is based on historical losses and forward-looking information and is updated at each reporting date. In addition, the trade receivables are grouped in customer segments that have a similar loss pattern. For trade receivables which are individually assessed the ECL is calculated as the exposure at default multiplied with the probability of default multiplied with the exposure at default. The Group consider the rebuttable presumption that default does not occur later than 90 days past due as its policy.

When determining whether the credit risk of a financial asset has increased significantly since initial recognition and when estimating ECLs, the Group considers reasonable and supportable information that is relevant and available without undue cost or effort. This includes both quantitative and qualitative information and analysis, based on the Group's historical experience and informed credit assessment and including forward-looking information.

ECLs are discounted at the effective interest rate of the financial asset. For trade receivables without significant financing component, the time value of money will not need to be considered as it is insignificant and the ECL will therefore not be discounted. Loss allowances for financial assets measured at amortized cost are deducted from the gross carrying amount of the assets.

Financial asset write-off

The gross carrying amount of a financial asset is written off when the Group has no reasonable expectations of recovering a financial asset in its entirety or a portion thereof. However, financial assets that are written off could still be subject to enforcement activities in order to comply with the Group's procedures for recovery of amounts due.

INVENTORY

Raw materials, work in progress and finished products are valued at the lower of cost and net realizable value after deduction for obsolescence. Net realizable value is estimated as the selling price less cost of completion and the cost necessary to make the sale. Costs are determined using the FIFO method. Work in progress and finished goods includes variable cost and non-variable cost which can reasonably be allocated to items based on normal capacity.

Finished products, work in progress and raw materials are valued at the lower of cost and net realizable value. Net realizable value is estimated as the selling price less cost of completion and the cost necessary to make the sale. Costs are determined using the weighted average method. Raw materials, work in progress and finished products includes variable cost and non-variable cost which can be allocated to items based on normal capacity.

CASH AND CASH EQUIVALENTS

Cash and cash equivalents include cash in hand and deposits held at call with banks.

TAXES

The tax expense consists of the tax payable and changes in deferred tax. Deferred tax has been calculated based on the temporary differences between the recorded and tax values, as well as on any tax loss carry-forward at the balance sheet closing date. Any temporary differences increasing or reducing tax that will or may reverse in the same period, have been netted.

A deferred tax asset will be recognized when it is probable that the Group will have sufficient profit for tax purposes to utilize the tax asset. At each balance sheet date, the Group reviews its unrecognized deferred tax assets and the value it has recognized. The Group recognizes an unrecognized deferred tax asset to the extent that it has become probable that the Group can utilize the deferred tax asset. Similarly, the Group will reduce its deferred tax asset to the extent that it can no longer utilize it.

Deferred tax and deferred tax assets are measured on the basis of the expected future tax rates.



CONTINGENT LIABILITIES AND ASSETS

Contingent liabilities are possible obligations resulting from past events which existence depends on future events; obligations that are not recognized because it is not probable that they will lead to an outflow of resources; and obligations that cannot be measured with sufficient reliability.

Contingent liabilities are not recognized in the annual financial statements but will be disclosed in the notes if applicable. A contingent asset is not recognized in the annual financial statements but is disclosed in the notes if there is a degree of probability that a benefit will accrue to the Group.

SHARE-BASED REMUNERATION

Share-based payments are equity-settled share options granted to employees, contractors and members of the board of directors. The options are charged against the income statements at their fair value over the vesting period, with a corresponding increase in equity. The fair value of share-based options is determined using a Black (1976) option-pricing model.

The social security contribution payable in connection with the exercise of the share options is accrued on a straight-line basis as current liabilities, based on the intrinsic value of the share options at the end of each accounting period with consequent charges to the payroll expenses.

Costs related to employees and members of the board are charged as payroll expenses, while costs related to contractors are charged as other operating expenses.

LEASING AGREEMENTS

The Group recognizes the lease liability and a corresponding right-of-use asset at the commencement date of the lease. Lease liabilities are measured at the present value of the remaining lease payments not paid at the commencement date. The lease payments are discounted using the lessee's interest rate implicit in the lease, or incremental borrowing rate when the interest rate implicit in the lease cannot be readily determined. Lease payments consists of the following elements: fixed payments, variable lease payment that are based on an index or a rate, amounts expected to be payable by the lessee under residual value guarantees, the exercise price of a purchase option if the lessee is reasonably certain to exercise that option, and payments of penalties for terminating the lease if the lease term reflects the lessee exercising that option. A corresponding asset representing the right to use the underlying asset during the lease term (right-of-use asset) is recognized, adjusted for prepayments done before commencement date, and initial direct costs and restoration costs if any. The right-of-use-asset is depreciated over the lease term and the depreciation expense is recognized as an operating expense. Interest expense on the lease liability is recognized as a financial expense.

Lease contracts entered with a duration of less than 12 months and leases with a low value will not be recognized in the statement of financial position but recognized as an operating expense over the lease period. Lessees will be also required to remeasure the lease liability upon the occurrence of certain events (e.g., a change in the lease term, a change in future lease payments resulting from a change in an index or rate used to determine those payments). The lessee will generally recognize the amount of the remeasurement of the lease liability as an adjustment to the right-of-use asset.

TERMINATION BENEFITS

Termination benefits are payable when the employment is terminated by the Group before the normal retirement date or when an employee accepts voluntary redundancy in exchange for these benefits. The Group recognizes termination benefits when the Group can no longer withdraw the offer.

EARNINGS PER SHARE

Earnings per share are calculated by dividing the profit or loss for the period by the weighted average number of ordinary shares outstanding over the course of the period. Earnings per share fully diluted are calculated based on the result or the year divided by the average number of shares fully diluted. The effect of dilution is not counted in when the result is a decrease loss per share.

EQUITY TRANSACTIONS

Incremental costs directly attributable to the issue of ordinary shares are recognized as a deduction from equity. Income tax relating to transaction costs of an equity transaction is accounted for in accordance with IAS 12.





CASH FLOW

The cash flow statement has been drawn up in accordance with the indirect method and reports cash flows during the period classified by operating, investing and financing activities.

GOVERNMENT GRANTS

Government grants are recognized when there is reasonable assurance that the grant will be received, and all attaching conditions will be complied with. When the grant relates to an expense item, it is recognized as a reduction in expense. When the grant can be viewed as payment for a deliverable or performance of service, it is recognized as other revenue.

SEGMENT REPORTING

The Group currently reports only in one business segment. Hence, all revenue and cost are related to the fingerprint sensor technology business segment.

INCOME TAXES

Deferred tax assets related to losses carried forward is recognized when it is probable that the loss carried forward may be utilized. Evaluation of probability is based on historical earnings, expected future margins and the size of the order backlog. Future events may lead to these estimates being changed. Such changes will be recognized when reliable new estimates can be made.

ESTIMATES AND JUDGEMENTS

Preparation of financial statements in accordance with IFRS requires that the management makes judgements and prepares estimates and assumptions which have an impact on the recognized amounts for assets, liabilities, revenue and costs. Estimates and related assumptions have been based on the management's best knowledge of past and recent events, experience and other factors which are considered reasonable under the circumstances. Actual results may deviate from such assumptions. Estimates and underlying assumptions are subject to continuous evaluation.

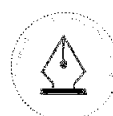
Critical account estimates for the Group are:

Share-based remuneration:

The Group estimates the fair value of options at the grant date. The Group has applied a Black (1976) option-pricing model when valuing the options. The option valuation is based on assumptions about share price, volatility, interest rates and duration of the options. The cost of share-based remuneration is expensed over the vesting period. Estimates with regards to future attrition are applied. Such estimates are updated at the balance sheet date. Changes in this estimate will impact the expensed cost of share-based remuneration in the period.

Research and development expenses/ Intangible assets:

Research costs are expensed as incurred. An intangible asset arising from the development expenditure on an individual project is recognized only when the Group can demonstrate the technical feasibility of completing the intangible asset so that it will be available for use or sale, the Group's intention and capability of completing the development and realize the assets, and the net future financial benefits of use or sale.





NOTE 3 - REVENUES AND SEGMENT REPORTING

(amounts in NOK 1,000)	2021	2020
Fingerprint sensor technology	49,788	57,770
Total operating revenues	49,788	57,770

THE GROUP

The Group targets four markets for the technology:

- (i) Notebook
- (ii) Government ID
- (iii) Access control
- (iv) Smart Cards

The available technology is generic into the four markets. Most of the Group's key IP, including our NEXT Active Thermal™ is shared and used in all four markets. Most employees in the Group works broad, adding value to all markets and technologies. The R&D personnel are focused on technology, rather than markets such as notebook or Government ID. Based on this, the Group consider that we only operate within one business segment, and therefore also report only within one business segment, "Fingerprint sensor technology".

The operating revenue, both in 2021 and in 2020, was mainly related to customers geographically located in Asia.

Other revenue of NOK 1.0 million mainly relates to sale of electrical components.

NOTE 4 - PAYROLL EXPENSES AND REMUNERATION

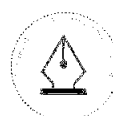
(amounts in NOK 1,000)	2021	2020
Salaries, fees	-28,563	-51,014
Share based remuneration (salary part)	-8,471	-3,882
Share based remuneration (employer's tax)	-4,495	-69
Social security taxes	-3,002	-3,728
Pension contribution	-675	-859
Other personnel expenses	-779	-3,675
Total payroll expenses	-45,983	-63,228
Average numbers of employees	26	40

The Group employed an average number of employees of 26. In addition, the company has 10 contractors who are working for the company on a part time or full time basis.

The parent company, NEXT Biometrics Group ASA, provides a contribution-based pension insurance scheme for all employees. The scheme satisfies the mandatory service pension ('OTP') in Norway.

NEXT Biometrics Inc has a 401-K plan for its employees, which allows employees to save for retirement with pre-tax funds. The company currently does not contribute to this plan but pays for its administration. NEXT Biometrics Taiwan Ltd offers an employee pension plan to save for retirement by paying 6% of the salary, but capped at TWD 9000 per month per employee (NOK 2900 per month).

NEXT Biometrics China Ltd and NEXT Biometrics Solutions Pvt Ltd have no local pension plans.



NOTE 5 – OTHER OPERATING EXPENSES

(amounts in NOK 1,000)	2021	2020
R&D related operating expenses	-5,500	-11,835
R&D grants and other government grants ¹⁾	10,505	4,852
Fees to contractors ²⁾	-5,038	-4,962
Fees to auditors, consultants, lawyers and others	-7,639	-8,166
Travel expenses	-365	-302
Lease and rent expenses	-149	-272
Sales and marketing expenses	-975	-793
Loss allowance expected and actual credit loss	8	-3,090
Other expenses	-5,055	-3,796
Share based remuneration (operating part) ³⁾	36	-494
Total other operating expenses	-14,172	-28,857

¹⁾ R&D grants and other government grants are related to Skattefunn grants in 2020/2021 and US-COVID-19 loan relief in 2021

²⁾ Fees to contractors refers to amounts paid the company's contractors who are working for the company on a part time or full time basis

³⁾ Share based remuneration (operating part) refers to share options granted to consultants (see note 19 for further information)

NOTE 6 – RESEARCH AND DEVELOPMENT COST

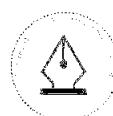
In general, research costs are expensed when incurred. Internal and external researching and development performed in 2021 do not meet the Group's capitalization criteria.

The reported research and development (R&D) costs includes external project costs for work and material purchased from various companies and institutions. The payroll cost of R&D staff is included in payroll, and any capitalization reported as a credit on a separate line. The major parts of the R&D costs are related to development of the sensor technology as well as production trials and pilot production of new sensor modules.

Expensed R&D costs for the Group amounted to NOK 15.5 million in 2021 (2020: NOK 35.9 million), of which NOK 9.9 million (2020: NOK 28.9 million) is presented in payroll expenses and NOK 5.5 million (2020: NOK 7.0 million) in other operating expenses.

GOVERNMENT GRANTS

The subsidiary NEXT Biometrics AS' estimated estimated R&D public grant in connection with SkatteFUNN (Norwegian tax deduction scheme) for 2021 is NOK 2.5 million (2020: NOK 4.9 million). The total amount is presented as part of "Other current assets" in the balance sheet and has correspondingly led to a reduction in other operating expenses. The grant is subject to final approval by the tax authorities.



NOTE 7 – FINANCIAL ITEMS

(amounts in NOK 1,000)	2021	2020
Interest income	646	144
Interest income on sub-leases (see note 18)	62	22
Other financial income	340	2,082
Total financial income	1,048	2,248
Interest expenses	-108	-428
Interest expenses right-to-use assets (see note 18)	-238	-383
Other financial expenses	-953	-
Total financial expenses	-1,299	-811
Realized currency gains (losses)	-339	15,065
Change in unrealized currency gains (losses)	446	-16,092
Net currency gains (losses)	108	-1,026
Net financial items	-143	411

Other financial income in 2021 includes fair value gain of NOK 0.3 million of US government loan that was repaid in 2021.

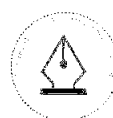
NOTE 8 – INCOME TAXES

(amounts in NOK 1,000)	2021	2020
Current taxes	1,730	-3,075
Change in deferred taxes	-109	85
Total income tax expenses	1,621	-2,990

In 2020, NEXT's US subsidiary recognized a tax refund of NOK 3.2 million. The tax refund was due to a taxable loss in 2020 which can be carried back to previous financial years and offset previously paid taxable income, thus resulting in a refund.

INCOME TAX EXPENSE RECONCILIATION:

(amounts in NOK 1,000)	2021	2020
Profit (loss) before taxes	-58,394	-104,784
Expected income tax expenses at Norwegian nominal tax rate (22%)	-12,847	-23,053
Difference between local tax rates and Norwegian nominal tax rate	40	216
Effect of change in local tax rates	-	-
Tax effect of permanent differences	-1,643	-2,167
Change in deferred tax assets not recognized	18,409	22,555
Prior year underaccrual/(overaccrual) of income tax	-	3
Other	-2,338	-544
Actual income tax expenses	1,621	-2,990
Effective tax rate	-3%	3%



Deferred tax related to the following temporary differences:

(amounts in NOK 1,000)	2021	2020
Property, plant and equipment	-3,152	-3,353
Inventories	-13,207	-9,466
Accounts receivables and other assets	-2,005	-3,907
Lease liabilities	-1,225	-2,144
Other temporary differences	-4,497	-299
Tax losses carried forward	-1,213,105	-1,139,464
Total temporary differences and tax losses carried forward	-1,237,190	-1,158,634
Deferred tax assets	272,184	244,333
Deferred tax assets not recognized	-272,216	-244,410
Deferred tax assets(-)/liability(+) in the balance sheet	-32	77

As of 31 December 2021, NOK 1,213 million (2020: NOK 1,137 million) of tax losses carried forward are related to the Norwegian companies with no limitations in expiry date.

Due to a history of losses, deferred tax assets are not recognized.

The following table illustrates the deferred tax balance recognized in the statement of financial position:

(amounts in NOK 1,000)	2021	2020
Deferred tax assets	32	58
Deferred tax liabilities	-	-135
Net deferred taxes as of 31 December	32	-77

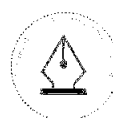
NOTE 9 - EARNINGS PER SHARE

The calculations of earnings per share attributable to the equity holders of the parent company are based on the following data:

(amounts in NOK 1,000)	2021	2020
Profit (loss) after taxes (NOK 1,000)	-60,014	-101,794
Number of shares outstanding as of 1 January	75,944,489	42,930,575
New shares issued during the year (see note 19)	14,819,897	33,013,914
Exercised incentive options during the year (see note 19)	916,377	-
Number of shares outstanding as of 31 December	91,680,763	75,944,489
Weighted average number of shares for the year *	89,246,049	89,246,049
Effect of dilution option programmes	-	-
Weighted average number of shares adjusted for effect of dilution	89,246,049	89,246,049
Earnings per share, basic and diluted (NOK)	-0.67	-1.14

* Weighted average number of shares for 2020 has been adjusted retrospectively as a result of share issues in 2021

When the period result is a loss, diluted earnings per share is not to be reduced by the diluted number of shares but equals to basic earnings per share.



NOTE 10 – INTANGIBLE ASSETS


Intangible assets mainly consist of the patent and know-how (IP) described as the NEXT Active Thermal™ Sensing principle, internally generated ASIC designs and source code license.

(amounts in NOK 1,000)	2021	2020
Accumulated cost as of 1 January	26,780	26,996
Additions	-	-
Disposals at cost	-	-216
Translation differences	649	-
Accumulated cost as of 31 December	27,429	26,780
Accumulated amortization and impairment losses as of 1 January	-21,345	-15,027
Amortization	-1,607	-6,534
Accumulated amortization and impairment losses of disposed items	-	216
Translation differences	-593	-
Accumulated amortization and impairment losses as of 31 December	-23,545	-21,345
Carrying amount as of 31 December	3,884	5,435
Amortization period in years (straight line)	3-12	3-12

As of 31 December 2021, in carrying amount, there is no internally generated assets, the NOK 3.9 million (2020: NOK 5.4) are separately acquired assets.

The patent and know-how (IP) is amortized over 12 years, equal to the patent life from recognition as of 1 January 2012, ASIC designs are amortized over 3 years, and source code license is amortized over 5 years.

An impairment test of intangible assets has been performed and it was concluded that there were no need for impairment on these assets.



NOTE 11 – PROPERTY, PLANT AND EQUIPMENT

(amounts in NOK 1,000)	2021			2020		
	PPE	RoU-assets	Total	PPE	RoU-assets	Total
Accumulated cost as of 1 January	55,251	8,769	64,020	55,435	12,118	67,553
Additions	203	3,828	4,031	88	1,141	1,229
Disposals at cost	-15,548	-7,849	-23,397	-849	-4,472	-5,321
Translation differences	1,689	104	1,793	578	-19	559
Accumulated cost as of 31 December	41,595	4,852	46,447	55,251	8,769	64,020
Accumulated depreciation and impairment losses as of 1 January	-39,224	-7,599	-46,823	-31,746	-4,595	-36,342
Depreciation	-3,734	-1,728	-5,461	-5,205	-3,540	-8,745
Impairment losses		-	-	-3,348	-3,229	-6,577
Accumulated depreciation and impairment losses of disposed items	15,500	7,849	23,349	840	3,353	4,193
Translation differences	-1,081	116	-965	235	412	647
Accumulated depreciation and impairment losses as of 31 December	-28,539	-1,362	-29,901	-39,224	-7,599	-46,823
Carrying amount as of 31 December	13,056	3,490	16,547	16,027	1,170	17,197
Depreciation period in years (straight line)	3-10	2-4		3-10	2-4	

As of 31 December 2021, carrying amount of property, plant and equipment consists of machinery of NOK 12.7 million (2020: NOK 15.6 million) and office equipment of NOK 0.3 million (2020: NOK 0.4 million). Additions in 2021 for right-of-use assets (RoU-assets) were mainly related to new office leases in Seattle, Tapei and Shanghai. See also note 18 for further information regarding leases.

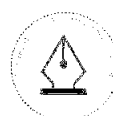
During 2020, RoU-assets were impaired by NOK 3.2 million and machineries related to smart card were impaired by NOK 3.3 million due to limited use of the assets.

NOTE 12 – INVENTORIES

(amounts in NOK 1,000)	2021	2020
Raw material, consumables and supplies	10,587	8,834
Work in progress	3,367	4,862
Finished products	5,033	8,030
Total inventories	18,987	21,725

Cost of goods sold is defined as cost of materials and production service expenses.

Cost of goods sold includes net write-downs of inventories. In 2021, net write-downs on inventories was NOK 6.3 million (NOK 1.4 million in 2020).



NOTE 13 – ACCOUNTS RECEIVABLES

(amounts in NOK 1,000)	2021	2020
Accounts receivables - gross	14,092	6,406
Accounts receivables - loss allowance	-2,291	-2,350
Total accounts receivables as of 31 December	11,801	4,056

(amounts in NOK 1,000)	Current	More than 30 days past due	More than 60 days past due	More than 120 days past due	Total
Expected loss rate	0%	1%	2%	5%	
Gross carrying amount (Class 1 and 2)	10,851	351	29	12	
Loss allowance (Class 1 and 2)	-	4	1	1	5
Gross carrying amount (Class 3)				2,540	
Loss allowance (Class 3: individual assessment)				2,286	2,286
Total loss allowance as of 31 December 2021					2,291

(amounts in NOK 1,000)	2021	2020
Opening balance	2,350	180
This year's allowance for expected credit loss	5	2,673
This year actual credit loss	-	-637
Change in estimate previous year's expected credit loss	-64	134
Total allowance for expected credit loss as of 31 December	2,291	2,350

Due to short period to maturity, the carrying amount of accounts receivables approximates fair value.

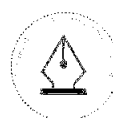
IMPAIRMENT OF FINANCIAL ASSETS

Expected credit loss for 2021 based on the Group's provision matrix as of 31 December 2021 is immaterial.

NOTE 14 – OTHER NON-CURRENT AND CURRENT ASSETS

(amounts in NOK 1,000)	2021	2020
Lease receivables (see note 18)	-	704
Total other non-current assets as of 31 December	-	704
Prepayments	2,575	3,119
Government grants (see note 6)	2,525	4,852
Lease receivables (see note 18)	517	497
Deposits	896	-
Income taxes and other taxes receivables	843	-
Other receivables	343	5,874
Total other current assets as of 31 December	7,699	14,342

The carrying amount of other assets is considered approximates fair value.



NOTE 15 - CASH AND CASH EQUIVALENTS

(amounts in NOK 1,000)	2021	2020
Cash and cash equivalents - unrestricted	36,780	52,525
Cash and cash equivalents - employees withheld payroll tax deposits	708	421
Cash and cash equivalents - other restricted balances	65,218	15,004
Total cash and cash equivalents	102,706	67,950

The fair value for this class of financial instruments is assessed to be equal to the nominal amount.

Restricted cash and cash equivalents consists of withheld payroll tax deposits for employees, deposits on escrow accounts and other restricted deposits that needs to be notified one month upfront of withdrawal.

NOTE 16 - INTEREST-BEARING LOANS

(amounts in NOK 1,000)	2021	2020
Non-current interest-bearing loans	-	5,609
Current interest-bearing loans	-	2,346
Total interest-bearing loans as of 31 December	-	7,955

In April 2020, NEXT Biometrics Inc. was granted a loan amounting to USD 1.0 million under the COVID-19 US government sponsored loan program. NEXT qualified for loan forgiveness amounting to NOK 8.0 million and repaid the remaining loan balance of NOK 0.6 million during 2021. Interest expense for 2021 amounted to NOK 0.1 million (2020: NOK 0.3 million). Net fair value, interest and exchange gain was NOK 0.7 million in 2021.

The table below shows a reconciliation of the opening and closing balance for liabilities arising from financing activities:

(amounts in NOK 1,000)	2021	2020
Opening balance	7,955	-
Loan relief	-8,040	-
Changes from financing cash flows	-626	10,152
Fair value gain at inception of loan	-	-809
Amortized interest expenses	-	340
Net changes in foreign exchange rates and fair value	711	-1,728
Closing balance as of 31 December	-	7,955

The table below summarises the maturity profile based on contractual undiscounted payments:

(amounts in NOK 1,000)	2021	2020
In 2021	-	2,483
In 2022	-	6,095
Total undiscounted repayments as of 31 December	-	8,578



NOTE 17 – OTHER NON-CURRENT AND CURRENT LIABILITIES

(amounts in NOK 1,000)	Category	2021	2020
Lease liabilities (see note 18)	Amortised cost	1,899	1,164
Total other non-current liabilities		1,899	1,164
Accrued salary, vacation pay and board remuneration	Amortised cost	2,704	3,821
Lease liabilities (see note 18)	Amortised cost	2,597	2,090
Public duties payable	Non-financial liabilities	1,825	952
Share options social security tax	Non-financial liabilities	4,277	69
Unearned revenue	Non-financial liabilities	59	243
Other current liabilities	Amortised cost	6,811	6,752
Total other current liabilities		18,273	13,928

For financial liabilities at amortised cost, the carrying amount is assessed to be a reasonable approximation of fair value.

NOTE 18 – LEASES

The table below shows the amounts related to leases recognized in the statement of financial position:

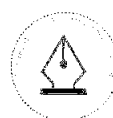
(amounts in NOK 1,000)	2021	2020
Property - office leases (included in "Property, plant and equipment")	3,489	1,170
Total right-of-use assets	3,489	1,170
Non-current lease receivables (included in "Other non-current assets")	-	704
Current lease receivables (included in "Other current assets")	517	497
Total lease receivables	517	1,200
Non-current lease liabilities (included in "Other non-current liabilities")	1,899	1,164
Current lease liabilities (included in "Other current liabilities")	2,597	2,090
Total lease liabilities	4,496	3,254

See note 11 for more information regarding right-of-use assets.

In 2021, NEXT the office lease agreements in China, USA and Taiwan expired and the Group entered into new office leases with significantly smaller individual office sizes and monthly cost. The individual lease terms for the new leases are 2-3 years including extension periods. The new lease agreements were recognized with NOK 3.8 million in right-of-use assets and NOK 3.7 million in lease liabilities.

In 2020, the office lease agreement in Czech was terminated, which resulted in a gain of NOK 0.5 million. In USA, the office lease agreements were renegotiated, which resulted in reduced lease liabilities of NOK 0.7 million. The gains are included in "Financial income" for 2020.

The office lease in Norway was subleased from October 2020. Related right-of-use asset of NOK 1.2 million was derecognized, and a lease receivable for the sublease of NOK 1.5 million was recognized. Gain on sublease of NOK 0.3 million was included as part of "Other revenues" in 2020.



The table below shows the amounts related to leases recognized in the statement of comprehensive income:

(amounts in NOK 1,000)	2021	2020
Gain on sub-lease (included in "Other revenues")	-	347
Depreciation property right-of-use assets (included in "Depreciation and amortization")	-1,728	-3,540
Impairment losses property right-of-use assets (included in "Impairment losses")	-	-3,229
Expenses relating to low-value leases (included in "Other operating expenses")	-	-13
Expenses relating to short-term leases (included in "Other operating expenses")	-	-37
Gain on changes in lease liabilities (included in "Other financial income")	-	1,243
Interest income (included in "Financial income")	62	22
Interest expenses (included in "Financial expenses")	-238	-383
Net expenses related to leases	-1,904	-5,589

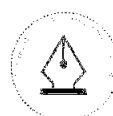
The table below shows a reconciliation of the opening and closing balance for lease liabilities arising from financing activities:

(amounts in NOK 1,000)	2021	2020
Opening balance	3,254	7,830
Implementation effect IFRS 16	-	-
Changes from financing cash flows	-2,787	-4,574
Changes in lease liabilities due to new/amended lease agreements or CPI adjustments	3,774	-148
Other changes	66	-187
Translation differences	190	332
Closing balance as of 31 December	4,496	3,254

The total cash outflow for leases in 2021 was NOK 2.8 million (2020: NOK 4.9 million).

The table below shows the maturity profile for the lease liabilities based on contractual undiscounted payments:

(amounts in NOK 1,000)	2021	2020
Within one year	2,725	2,456
More than 1 year but within 5 years	1,987	1,194
After 5 years	-	-
Total contractual cash flows related to leases	4,712	3,650





NOTE 19 – SHARE CAPITAL, SHAREHOLDER'S INFORMATION AND SHARE-BASED OPTIONS

There is one class of shares. All shares have equal rights and are freely negotiable. The share capital is fully paid in. The par value of the shares is NOK 1 per share.

There were 91,680,763 shares in the company on 31 December 2021, compared to 75,944,489 shares on 31 December 2020. At the end of 2021 there were 5,377 shareholder accounts compared to 2,850 at the end of 2020.

(amounts in NOK 1,000)	2021	2020
Opening balance	75,944,489	42,930,575
Share issue(s)	14,819,897	33,013,914
Exercised incentive share options	916,377	-
Closing balance	91,680,763	75,944,489

In February 2021, NEXT successfully completed a private placement issuing 14,819,897 new shares at a subscription price of NOK 6.0 per share, corresponding to gross proceeds of NOK 89 million. Estimated expenses related to the private placement is NOK 4.8 million and net proceeds were NOK 84 million. Total net proceeds for the year 2020 amounted to NOK 55.7 million. Moreover, in May and September 2021, NEXT issued additional 916,377 shares and raised total gross proceeds of NOK 2.7 million in two equity issues related to exercise of employee share options. Total net proceeds for the year 2021 amounted to NOK 86.7 million.

There are no authorizations to the board to purchase own shares.

2020

In June 2020, NEXT completed a private placement issuing 25,000,000 new shares at a subscription price of NOK 2.00 per share, corresponding to a total gross amount of NOK 50.0 million. Direct expenses and underwriting commission in relation to the private placement was NOK 8.7 million, of which NOK 4.5 million for the underwriting commission was settled by issuing 2,262,027 new shares at NOK 2.00 per share. The net proceeds from the private placement were NOK 45.8 million. A subsequent share offering was completed in July 2020, issuing 5,382,887 new shares at a subscription price of NOK 2.00 per share, corresponding to a total gross amount of NOK 10.8 million. The share issues were approved at the extraordinary general meeting held on 19 June 2020. In July 2020, the board agreed to issue 0.37 million shares in the company at a subscription price of NOK 2.59 per share to executive CTO/COO Dan Cronin to settle an agreed bonus payment. Total net proceeds for the year 2020 amounted to NOK 55.7 million.

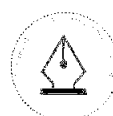
CAPITAL RESOURCES

NEXT manages its liquidity passively, which means that funds are placed in floating-interest bank accounts. The majority of cash is held in Norwegian kroner at parent company level and is distributed when appropriate to the affiliates. This is both to have control of the overall liquidity situation and to manage expense levels in the affiliates.

NEXT has no financial debt by the end of 2021 and does not hold any other financial instruments in the balance sheet or any such instruments outside the balance sheet.

NEXT targets to have an equity ratio above 80%, measured as total equity divided by total assets.

Equity ratio	2021	2020
Total equity	134,253	97,188
Total assets	161,655	131,477
Equity share	83%	74%



This file is sealed with a digital signature. The seal is a guarantee for the authenticity of the document.

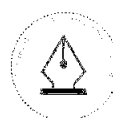
Document ID:
2A06ED1206954EFDAE1BE0D36968CBA6



Capital resources	2021	2020
Current debt	25,376	27,381
Non-current debt	2,027	6,908
Less cash and cash equivalents	-102,706	-67,950
Net debt (net cash)	-75,303	-33,661
Total equity	134,253	97,188
Total capital resources	58,949	63,527
Gearing ratio (%)	-128%	-53%

The largest shareholders at year end and shares owned by executive and Directors of the Board:

Top 20 shareholders at 31 December 2021	Number of shares	Percent of shares
Skandinaviska Enskilda Banken AB	7,413,614	8.1%
TVENGE, TORSTEIN INGVALD	6,000,000	6.5%
SILVERCOIN INDUSTRIES AS	5,202,054	5.7%
NORUS AS	4,400,000	4.8%
TVENGE, ØYSTEIN ERLING	2,544,744	2.8%
SONGA CAPITAL AS	2,505,486	2.7%
LUCELLUM AS	2,315,000	2.5%
BNP Paribas Securities Services	2,243,000	2.4%
Avanza Bank AB	1,713,542	1.9%
CORPORATE INVESTMENT CONSULTING AS	1,664,000	1.8%
ECOMNEX HOLDING AS	1,519,484	1.7%
CAMIKO AS	1,292,691	1.4%
DNB Markets Aksjehandel/-analyse	1,152,621	1.3%
HANOMA HOLDING AS	1,080,000	1.2%
SPECTER INVEST AS	1,054,000	1.1%
SIX-SEVEN AS	1,004,660	1.1%
AVEO INVEST AS	1,000,000	1.1%
Nordnet Bank AB	925,511	1.0%
APONIA AS	832,779	0.9%
KRISTIAN FALNES AS	800,000	0.9%
TOTAL top 20	46,663,186	50.9 %
Others	45,017,577	49.1%
Total number of shares	91,680,763	100.0%



This file is sealed with a digital signature.
The seal is a guarantee for the authenticity
of the document.

Document ID:
2A06ED1206954EFDAE1BE0D36968CBA6



Shares owned by Executives and Directors of the Board	Number of shares	Percent of shares	Held through
Senior Executives			
Peter Heuman, CEO	-	0.00%	
Eirik Underthun, CFO	-	0.00%	
Ulf Ritsvall, SVP Sales and Marketing	-	0.00%	
Board of Directors			
Petter Fjeldstad, Chairman	832,779	0.91%	Aponia AS
Odd-Harald Hauge	548,907	0.60%	Odd-Harald Hauge
Live Haukvik	100,000	0.11%	Spurv Invest AS
Emine Lundkvist	79,738	0.09%	
Nomination Committee			
Jon Frode Vaksvik	2,000	0.00%	
Haakon Sæter ¹⁾	6,230,561	6.80%	Silvercoin Industries AS, Six-Seven AS & Haakon Sæter
Hans Herman Horn	4,960,000	5.41%	NORUS AS, Norus Holding Datter AS, Edgewater Datter AS & Hans Herman Horn
	12,753,985	13.91%	

¹⁾ In addition to the shares held directly through Silvercoin Industries AS, Six-Seven AS & Haakon Sæter, Silvercoin Industries AS held futures contracts on 2,000,000 NEXT shares as per 31 December 2021.

As of 31 December 2021, the Company has one share option program:

¹⁾ LONG-TERM SHARE OPTIONS PROGRAM

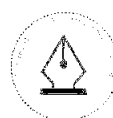
NEXT has allotted long-term share options to employees. The options in the 2016-2019 program vest 1/3 after 1 year, additionally 1/3 after 2 years, additionally 1/3 after 3 years. The options expire after 6 years. The options in the 2020 program are fully vested as per 31. December 2021. These options expire 3 years after the options have been granted. The options in the 2021 program vest 1/3 in quarter three 2021, 1/3 in quarter three 2022 and 1/3 in quarter three 2023. These options expire 3 years after the options have been granted.

There are currently an accumulated 9,828,646 (10.7% of total number of shares in the Company) share options outstanding. Out of these, 6,665,417 share options have vested.

Each option gives the holder the right to acquire one share from the Company at a strike price defined in the individual share option agreement.

The option agreements include a clause on accelerated vesting in case of a majority of shares in the Company are (i) sold to an acquirer, (ii) the Company is merged with another company, (iii) a demerger occurs, and (iv) if the company's shares are delisted.

At the Annual General Meeting (AGM) 12 May 2021 the Board of Directors was granted authorization to issue up to 7,930,000 shares in the company in relation to options granted to employees and board members.



This file is sealed with a digital signature. The seal is a guarantee for the authenticity of the document.

Document ID:
2A06ED1206954EFDAE1BE0D36968CBA6

Options - movement	2021		2020	
	Number of options	Weighted average exercise price	Number of options	Weighted average exercise price
Outstanding options - Beginning period	6,682,460	5.17	1,732,476	28.90
Granted	4,649,998	6.09	5,872,000	2.49
Exercised	-916,377	2.96	-	-
Forfeited or expired	-587,435	-	-965,919	-
Modifications	-	-	43,903	-
Outstanding options - End period	9,828,646	4.84	6,682,460	5.17
Vested options - End period	6,665,419	4.25	3,475,485	8.79

	2021		2020	
	Number of options	Weighted average fair value	Number of options	Weighted average fair value
Granted options - During period	4,649,998	2.58	5,872,000	1.36
	Net expense in the period (NOK 1,000)	Of which adjustment prior periods expense because of change in estimated number of options that will vest (NOK 1,000)	Remaining expense future periods (NOK 1,000)	Number of options expected to vest (number of options)
2016-2019 grants	-5	-158	44	634,316
2020 grants	1,978	269	-	4,886,000
2021 grants	6,463	-	4,046	3,924,997
Total	8,435	111	4,090	9,445,313

The fair value for the share-based options granted in the year has been calculated by use of the Black (1976) option-pricing model applying the following assumptions applied in 2021 and 2020:

EXERCISE PRICE:

2021: Weighted average NOK 6.09 per share

2020: Weighted average NOK 2.49 per share

DURATION:

2021: 1/3 have 1 years, 1/3 have 2 years and 1/3 have 3 years

2020: 1/2 have 2 years and 1/2 have 3 years

VOLATILITY:

2021: 90%

2020: 90%

RISK FREE INTEREST RATE:

2021: 0.33%-0.73% depending on time to maturity of individual options.

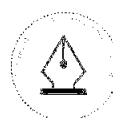
2020: 0.2%

ATTRITION:

2021: Estimated 10%-15% attrition depending on time to maturity of individual non-vested share-based options.

2020: Estimated 10% attrition for non-vested share-based options.

No expected dividend payment



This file is sealed with a digital signature. The seal is a guarantee for the authenticity of the document.

Document ID:
2A06ED1206954EFDAE1BE0D36968CBA6

NOTE 20 – REMUNERATION KEY PERSONNEL AND AUDIT FEES

ACTUAL REMUNERATION - SENIOR EXECUTIVES

2021

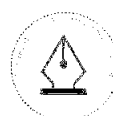
(amounts in NOK 1,000)	Board remuneration	Salary	Bonus	Other benefits	Pension cost	Fair value granted options *	Total remuneration
Senior Executives							
Peter Heuman, CEO	-	3,534	1,700	4	145	3,209	8,592
Eirik Underthun, CFO	-	1,731	-	5	145	1,257	3,138
Ulf Ritsvall, SVP Sales and marketing ¹⁾	-	366	-	5	-	180	551
Board of Directors							
Petter Fjeldstad, Chairman	500	-	-	-	-	-	500
Odd Harald Hauge	200	-	-	-	-	-	200
Emine Lundkvist	200	-	-	-	-	-	200
Live Haukvik	200	-	-	-	-	-	200
Nomination committee							
Jon Frode Vaksvik, Chairman	30	-	-	-	-	-	30
Haakon Sæter	20	-	-	-	-	-	20
Hans-Herman Horn ²⁾	-	-	-	-	-	-	-
Total remuneration	1,150	5,631	1,700	14	290	4,646	13,431

* Fair value of granted options is equal to expensed share option remuneration for the year, which is based on fair value at grant date and vesting period (see note 2 for further information).

Board remuneration reported above is based on paid-out amounts.

¹⁾ Ulf Ritsvall was SVP sales and marketing effective from 18 October 2021.

²⁾ Hans Herman Horn was elected as new member of the nomination committee at the annual general meeting held on 12 May 2021.





ACTUAL REMUNERATION - SENIOR EXECUTIVES

2020

(amounts in NOK 1,000)	Board remuneration	Salary	Other benefits	Pension cost	Fair value granted options *	Total remuneration
Senior Executives						
Peter Heuman, CEO	-	3,525	7	110	2,594	6,236
Eirik Underthun, CFO ¹⁾	-	1,451	7	119	987	2,564
Knut Stålen, CFO ²⁾	-	1,703	2	19	-678	1,046
Dan Cronin, COO ³⁾	-	2,732	1,030	-	722	4,484
Board of Directors						
Petter Fjeldstad, Chairman	200	-	-	-	1,030	1,230
Odd Harald Hauge	-	-	-	-	197	197
Emine Lundkvist	200	-	-	-	240	440
Live Haukvik	-	-	-	-	197	197
Magnus Mandersson ⁴⁾	630	-	125	-	-75	680
Brita Eilertsen ⁴⁾	200	-	-	-	-45	155
Emanuel Lang ⁴⁾	260	-	-	-	-45	215
Nomination committee						
Jon Frode Vaksvik, Chairman	-	-	-	-	-	-
Haakon Sæter	20	-	-	-	-	20
Matei Gaburici ⁵⁾	20	-	-	-	-	20
Total remuneration	1,530	9,411	1,171	248	5,124	17,484

¹⁾ Eirik Underthun was CFO effective from 29 February 2020.

²⁾ Knut Stålen was CFO until 29 February 2020.

³⁾ Dan Cronin was COO until 31 October 2020 and consultant to the company from 1 November 2020.

⁴⁾ Board members Magnus Manderson, Brita Eilertsen and Emanuel Lang Cronin were not elected for a renewed term in the company's general meeting in May 2020.

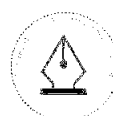
⁵⁾ Nomination committee member Matei Gaburici was not elected for a renewed term in the company's general meeting in May 2020.

CEO REMUNERATION

Peter Heuman has a salary of NOK 2.9 million per year. In addition, he is part of the Company's option plan and the bonus program, which provides annual bonuses based upon the achievement of performance objectives established by the company. Further, the CEO is entitled to a pension benefit of 15% of annual base salary. Peter Heuman was awarded a bonus in 2021 and the company also paid pension benefits as salary for the amount in excess of the company's standard pension contribution for 2021.

SEVERANCE

Peter Heuman has a severance agreement whereby he will receive 100% pay for 6 months for termination by the Company without cause.



This file is sealed with a digital signature. The seal is a guarantee for the authenticity of the document.

Document ID:
2A06ED1206954EFDAE1BE0D36968CBA6



LOANS AND GUARANTEES FOR SENIOR EXECUTIVES

The Company has not made any advance payments or issued loans to, or guarantees in favor of, any senior executives or members of the board.

SHARE BASED REMUNERATION

Salary, pension and any bonuses will attract employer's tax, which will be expensed simultaneously with the remuneration. The notional cost of options as share-based remuneration is expensed, but the equity effect is nil because the contra item is a notional equity injection of equal amount. In addition, employer's tax is accrued on the intrinsic value of the option on the balance sheet date.

For the shareholders, a possible exercise will represent a dilution. At the end of 2021, the number of outstanding options to senior executives amounted to 8,080,000 corresponding to 8.8% of the share capital. At the end of 2020, the number of outstanding options to senior executives amounted to 5,661,501 corresponding to 7.5% of the share capital.

For further details regarding share-based remuneration, see note 19.

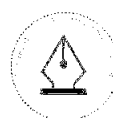
OPTIONS - SHARE BASED REMUNERATION

2021	Accumulated quantity options OB	Granted options	Expired/adjusted options	Exercised options	Average exercise price - A	Accumulated quantity options CB	Average exercise price - B
Senior Executives							
Peter Heuman, CEO	2,720,000	2,000,000	-	-	-	4,720,000	3.99
Eirik Underthun, CFO	1,000,000	800,000	-	-500,000	2.49	1,300,000	4.63
Ulf Ritsvall, SVP Sales and Marketing	-	400,000	-	-	-	400,000	7.25
Board of Directors							
Petter Fjeldstad, Chairman	1,030,000	-	-	-	-	1,030,000	2.66
Odd Harald Hauge	200,000	-	-	-	-	200,000	2.49
Emine Lundkvist	230,000	-	-	-	-	230,000	3.27
Live Haukvik	200,000	-	-	-	-	200,000	2.49
Total	5,380,000	3,200,000	-	-		8,080,000	

2020	Accumulated quantity options OB	Granted options	Expired/adjusted options	Exercised options	Average exercise price - A	Accumulated quantity options CB	Average exercise price - B
Senior Executives							
Peter Heuman, CEO	220,000	2,500,000	-	-	-	2,720,000	2.55
Eirik Underthun, CFO	-	1,000,000	-	-	-	1,000,000	2.49
Dan Cronin, COO	306,500	-	-24,999	-	-	281,501	24.18
Board of Directors							
Petter Fjeldstad, Chairman	30,000	1,000,000	-	-	-	1,030,000	2.66
Odd Harald Hauge	-	200,000	-	-	-	200,000	2.49
Emine Lundkvist	30,000	200,000	-	-	-	230,000	3.27
Live Haukvik	-	200,000	-	-	-	200,000	2.49
Total	586,500	5,100,000	-24,999	-		5,661,501	

A - Average exercise price for options exercised during the financial year (amounts in NOK)

B - Average exercise price for quantity of options by the end of the financial year (amounts in NOK)



This file is sealed with a digital signature. The seal is a guarantee for the authenticity of the document.

Document ID:
2A06ED1206954EFDAE1BE0D36968CBA6



NOTE 21 – RELATED PARTY TRANSACTIONS

The Company's significant shareholders, board members and management are considered related parties. All transactions with related parties have been carried out on arm's length principle.

Board members have received remuneration according to the general meetings decisions. In addition, board members have been granted options. Salary and board remuneration to related parties have been disclosed in note 20.

NOTE 22 - EVENTS OCCURRING AFTER THE BALANCE SHEET DATE

Between 31 December 2021 and the resolution of these financial statements, there has not been any event which have had any noticeable impact on the Group's or the parent company's result for 2021 or the value of the Group or the parent company's assets and liabilities as of 31 December 2021, except events mentioned below.

Early 2020 and during 2021, the COVID-19 pandemic spread to multiple countries where the Group has offices, outsourced production facilities and customers. The COVID-19 pandemic continues to affect the operation of the Group in 2022. In 2021 and early 2021, the Group has had sufficient inventory to cover customer product demand. Late 2021 and early 2022, the group has been experiencing shortages of certain types of microchips and longer lead times from its suppliers, which has affected the Group's ability to deliver PC sensor products to its customers. The group carries an unfulfilled PC sensor backlog as per 31 December 2021. Moreover, during 2020 and 2021, the Group experienced slower demand from customers and lengthened sales cycles. The Group has implemented measures and COVID-19 policies in line with local government regulations in office locations globally to address the pandemic.



54



This file is sealed with a digital signature.
The seal is a guarantee for the authenticity
of the document.

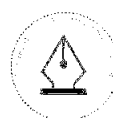
Document ID:
2A06ED1206954EFDAE1BE0D36968CBA6



> Financial Statements

PARENT COMPANY - STATEMENT OF COMPREHENSIVE INCOME - 1 JANUARY - 31 DECEMBER

(amounts in NOK 1,000)	Notes	2021	2020
Operating revenues	2	8,253	8,602
Other revenues	2	65	363
Total revenues		8,318	8,965
Payroll expenses	3	-11,532	-12,612
Share based remuneration	3	-10,166	-4,438
Other operating expenses	4	-6,527	-7,935
Depreciation and amortization	7,8	-1,139	-1,528
Impairment losses	7,8	-	-656
Total operating expenses		-29,364	-27,169
Operating profit (loss)		-21,046	-18,204
Financial income	5	1,171	265
Financial expenses	5	-250	-133
Net currency gains (losses)	5	796	-2,234
Net financial items		1,717	-2,102
Profit (loss) before taxes		-19,329	-20,306
Income tax expenses	6	-	-
Profit (loss) after taxes		-19,329	-20,306
Other comprehensive income (loss)		-	-
Total comprehensive income (loss)		-19,329	-20,306





PARENT COMPANY - STATEMENT OF FINANCIAL POSITION - AS OF 31 DECEMBER

(amounts in NOK 1,000)	Notes	2021	2020
ASSETS			
Intangible assets	7	3,000	3,749
Property, plant and equipment	8,15	333	705
Shares in subsidiaries	9	173,870	132,828
Loans to group companies	10	18,021	18,237
Other non-current assets	11,15	-	704
Total non-current assets		195,223	156,223
Accounts receivables	11	307	322
Other current assets	11,15	1,989	1,623
Cash and cash equivalents	12	77,523	43,329
Total current assets		79,819	45,274
Total assets		275,042	201,497
EQUITY AND LIABILITIES			
Share capital	13	91,681	75,944
Share premium	13	108,250	56,633
Other reserves	13	65,337	62,637
Accumulated losses		-	-
Total equity		265,268	195,215
Other non-current liabilities	14,15	-	1,164
Total non-current liabilities		-	1,164
Accounts payables		543	1,618
Other current liabilities	14,15	9,231	3,500
Total current liabilities		9,774	5,118
Total equity and liabilities		275,042	201,497

Oslo, 26 April 2022

The board of directors of NEXT Biometrics Group ASA

/Sign/

Petter Fjellstad
Chairman

/Sign/

Emine Lundkvist
Board member

/Sign/

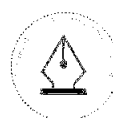
Live Haukvik
Board member

/Sign/

Odd-Harald Hauge
Board member

/Sign/

Peter Heuman
CEO



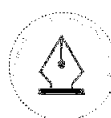
This file is sealed with a digital signature.
The seal is a guarantee for the authenticity
of the document.

Document ID:
2A06ED1206954EFDAE1BE0D36968CBA6



PARENT COMPANY - STATEMENT OF CASH FLOW - 1 JANUARY - 31 DECEMBER

(amounts in NOK 1,000)	Notes	2021	2020
Profit (loss) before taxes		-19,329	-20,306
Share-based remuneration	13	5,958	4,370
Accrued share option social security cost	13	4,207	69
Depreciation and amortization	7,8	1,139	1,528
Impairment losses	7,8	-	656
Write-down on investments in subsidiaries	9	-	-
Change in accounts receivables		15	-322
Change in accounts payables		-1,138	339
Change in other working capital items and other		134	-144
Net cash flow from operating activities		-9,013	-13,811
Net financing of subsidiary	9,10	-43,065	-44,539
Proceeds from lease receivables	15	691	117
Net cash flow from investing activities		-42,374	-44,423
Net proceeds from issue of shares	13	86,681	55,720
Payment of lease liabilities	15	-1,100	-856
Net cash flow from financing activities		85,581	54,865
Net change in cash flow		34,194	-3,369
Cash balance as of 1 January		43,329	46,697
Effects of exchange rate changes on cash and cash equivalents		67	-1,030
Cash balance as of 31 December		77,523	43,329
Comprising of:			
Cash and cash equivalents	12	77,523	43,329



This file is sealed with a digital signature.
The seal is a guarantee for the authenticity
of the document.

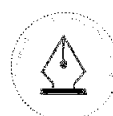
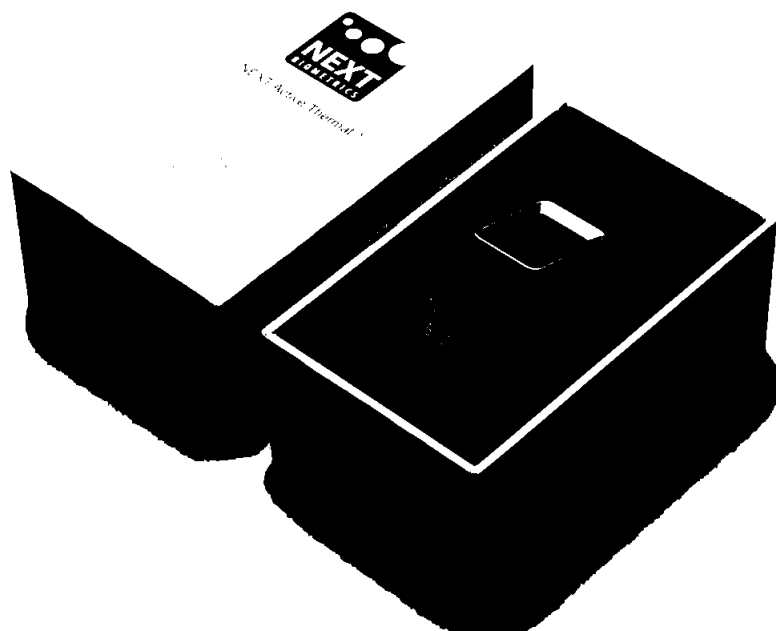
Document ID:
2A06ED1206954EFDAE1BE0D36968CBA6



PARENT COMPANY - STATEMENT OF CHANGES IN EQUITY - 1 JANUARY - 31 DECEMBER

ATTRIBUTABLE TO OWNERS OF THE PARENT COMPANY

(amounts in NOK 1,000)	Notes	Share capital	Share premium	Other reserves	Accumulated losses	Total equity
As of 1 January 2021		75,944	56,633	62,637	-	195,215
Profit (loss) after taxes			-19,329			-19,329
Other comprehensive income (loss)					-	-
Total comprehensive income (loss)		-	-19,329	-	-	-19,329
Share issues	13	15,736	75,896			91,632
Share issue costs	13		-4,951			-4,951
Share-based remuneration	13			2,700		2,700
As of 31 December 2021		91,681	108,250	65,337	-	265,268
As of 1 January 2020		42,931	53,278	58,261	-	154,469
Profit (loss) after taxes			-20,306			-20,306
Other comprehensive income (loss)					-	-
Total comprehensive income (loss)		-	-20,306	-	-	-20,306
Share issues	13	33,014	33,232			66,246
Share issue costs	13		-9,570			-9,570
Share-based remuneration	13			4,376		4,376
As of 31 December 2020		75,944	56,633	62,637	-	195,215



This file is sealed with a digital signature. The seal is a guarantee for the authenticity of the document.

Document ID:
2A06ED1206954EFDAE1BE0D36968CBA6



NOTE 1 - GENERAL INFORMATION AND SUMMARY OF SIGNIFICANT ACCOUNTING POLICIES

NEXT Biometrics Group ASA is a holding company and contains the Group Management.

The financial statements have been prepared in accordance with International Financial Reporting Standards ("IFRS") as adopted by the EU, being standards and interpretations issued by the International Accounting Standards Board ("IASB"), in force at 31 December 2021.

NEXT Biometrics Group ASA's accounting principles are consistent with the accounting principles for the Group, as described in note 2 of the consolidated financial statements. Where the notes for the parent company are substantially different from the notes for the Group, these are shown below. Otherwise, refer to the notes to the consolidated financial statements.

Shares in subsidiaries are accounted for using the cost method. The investments in subsidiaries are valued at cost unless impairment is required. When the parent has an obligation to settle share-based remuneration to employees in subsidiaries in its own equity instruments, this is accounted for as an increase in equity and a corresponding increase in shares in subsidiaries.

Shares in subsidiaries and loans provided to subsidiaries are evaluated at the lower of cost or fair value. Assessments of impairment on shares in subsidiaries are done by the end of each reporting period. At year-end 2021, the market value of NEXT Biometrics Group ASA at Oslo Stock Exchange was higher than the book value of the equity in the parent company. Hence, no indication of impairment.

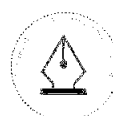
NOTE 2 - REVENUES

Operating revenues are management fee and royalty charged to the subsidiary NEXT Biometrics AS. Revenues to NEXT Biometrics AS totals to NOK 8.2 million in 2021 (2020: NOK 8.6 million).

NOTE 3 - PAYROLL EXPENSES

(amounts in NOK 1,000)	2021	2020
Salaries, fees	-9,543	-10,277
Share based remuneration (salary part)	-5,958	-4,370
Share based remuneration (employer's tax)	-4,207	-69
Social security taxes	-1,615	-1,518
Pension contribution	-432	-438
Other personnel expenses	57	-379
Total payroll expenses	-21,698	-17,050
Average numbers of employees	3	4

The parent company, NEXT Biometrics Group ASA, provides a contribution-based pension insurance scheme for all employees. The scheme satisfies the mandatory service pension ('OTP') in Norway. By the end of 2021, there were 4 employees in the parent company.



NOTE 4 – OTHER OPERATING EXPENSES

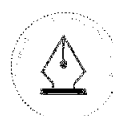
(amounts in NOK 1,000)	2021	2020
Fees to consultants, lawyers and others	-3,948	-5,278
Travel expenses	-90	-94
Lease expenses	-	-13
Other expenses	-2,489	-2,551
Total other operating expenses	-6,527	-7,935

Fees to consultants, lawyers and others includes remuneration to auditor, see specification in table below:

(amounts in NOK 1,000)	2021	2020
Audit fee	-353	-661
Attestation	-	-
Tax services	-241	-40
Non-audit services	-22	-
Total audit fees	-616	-701

NOTE 5 – FINANCIAL ITEMS

(amounts in NOK 1,000)	2021	2020
Interest income from group companies (see note 10)	527	139
Interest income on sub-leases (see note 15)	62	22
Interest income	581	103
Total financial income	1,171	265
Interest expenses	-57	-5
Interest expenses right-to-use assets (see note 15)	-100	-128
Other financial expenses (leases)	-93	-
Total financial expenses	-250	-133
Realized currency gains (losses)	287	-1,048
Change in unrealized currency gains (losses)	509	-1,185
Net currency gains (losses)	796	-2,234
Write-down on investments in subsidiaries (see note 9)	-	-
Net financial items	1,717	-2,102



NOTE 6 – INCOME TAXES

(amounts in NOK 1,000)	2021	2020
Current taxes	-	-
Change in deferred taxes	-	-
Total income tax expenses	-	-
Income tax expense reconciliation:		
Profit (loss) before taxes	-19,329	-20,306
Expected income tax expenses at Norwegian nominal tax rate (22%)	-4,252	-4,467
Tax effect of permanent differences	224	-1,144
Change in deferred tax assets not recognized	4,028	5,611
Actual income tax expenses	-	-
Effective tax rate	0%	0%

Deferred tax related to the following temporary differences:

(amounts in NOK 1,000)	2021	2020
Property, plant and equipment	333	705
Long term loans	-	-1,353
Lease receivables	-39	1,202
Lease liabilities	-1,225	-2,144
Other temporary differences	-4,277	-69
Tax losses carried forward	-206,986	-192,221
Total temporary differences and tax losses carried forward	-212,194	-193,881
Deferred tax assets	-46,683	-42,654
Deferred tax assets not recognized	46,683	42,654
Deferred tax assets in the balance sheet	-	-

Tax losses carried forward has no limitations in expiry date.

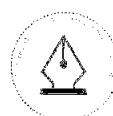
Due to a history of losses, deferred tax assets are not recognized.

The following table illustrates the deferred tax balance recognized in the statement of financial position:

	2021	2020
Deferred tax assets	-	-
Deferred tax liabilities	-	-
Net deferred taxes as of 31 December	-	-

The following table illustrates the deferred tax balance recognized in the statement of financial position:

(amounts in NOK 1,000)	2021	2020
Profit (loss) before taxes	-19,329	-20,306
Permanent differences	1,017	-5,200
Change in temporary differences	3,547	1,580
Basis for current taxes	-14,765	-23,926



NOTE 7 – INTANGIBLE ASSETS

Intangible assets consist mainly of acquisition of right to use the patent and know-how (IP) described as the NEXT Active Thermal™ Sensing principle.

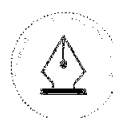
(amounts in NOK 1,000)	2021	2020
Accumulated cost as of 1 January	7,458	7,458
Additions	-	-
Disposals at cost	-	-
Translation differences	-	-
Accumulated cost as of 31 December	7,458	7,458
Accumulated amortization and impairment losses as of 1 January	-3,709	-2,959
Amortization	-750	-750
Accumulated amortization and impairment losses of disposed items	-	-
Translation differences	-	-
Accumulated amortization and impairment losses as of 31 December	-4,459	-3,709
Carrying amount as of 31 December	3,000	3,749
Amortization period in years (straight line)	12	12

The individual intangible asset is not considered as separate cash generating units. Rather, that assets is evaluated for impairment in combination with other assets. Therefore, impairment test have been done as part of an overall impairment assessment, and it was concluded that there were no need for impairment on these assets. See note 9 for further information.

NOTE 8 – PROPERTY, PLANT AND EQUIPMENT

(amounts in NOK 1,000)	2021			2020		
	Office furniture and equipment	RoU-assets	Total	Office furniture and equipment	RoU-assets	Total
Accumulated cost as of 1 January	532	801	1,333	532	3,117	3,649
Additions	-	16	16	-	795	795
Disposals at cost	-	-	-	-	-3,111	-3,111
Accumulated cost as of 31 December	532	817	1,349	532	801	1,334
Accumulated depreciation and impairment losses as of 1 January	-532	-96	-628	-369	-779	-1,148
Depreciation	-	-389	-389	-163	-615	-778
Impairment losses	-	-	-	-	-656	-656
Accumulated depreciation and impairment losses of disposed items	-	-	-	-	1,954	1,954
Accumulated depreciation and impairment losses as of 31 December	-532	-485	-1,017	-532	-96	-628
Carrying amount as of 31 December	-	332	332	-	705	705
Depreciation period in years (straight line)	3	2-4		3	2-4	

Additions in 2021 for right-of-use assets (RoU-assets) were mainly related to CPI adjustments of the existing office leases in Oslo. The lease term for the new office lease is 2 years. See also note 15 for further information regarding leases.



NOTE 9 – SHARES IN SUBSIDIARIES AND GROUP COMPANIES

The table below shows the subsidiaries in the Group. All subsidiaries are consolidated in the Group's financial statements.

(amounts in NOK 1,000)	Office	Owned directly by Parent company	Ownership / voting interest in % 2021	Ownership / voting interest in % 2020
NEXT Biometrics AS	Oslo, Norway	x	100%	100%
NEXT Biometrics Inc.	Seattle, USA		100%	100%
NEXT Biometrics China Ltd.	Shanghai, China		100%	100%
NEXT Biometrics Taiwan Ltd.	Taipei, Taiwan		100%	100%
NEXT Biometrics Solutions Pvt. Ltd.	Bengaluru, India		100%	100%
NEXT Biometrics s.r.o.	Prague, Czech Republic		100%	100%

The table below shows the carrying amount of shares in subsidiaries for the Parent company as of 31 December:

(amounts in NOK 1,000)	2021	2020
NEXT Biometrics AS	173,870	132,828
Total shares in subsidiaries	173,870	132,828

The change in carrying amount from 31 December 2020 to 31 December 2021, is related to capital increases of NOK 44.3 million and share-based remuneration to employees in subsidiaries of NOK negative 3.3 million. NEXT Biometrics S.R.O. is an inactive company and is under the process of being liquidated.

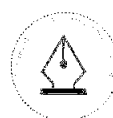
The main asset in the parent company is shares in subsidiaries. The market value of equity is considered to be the closing stock price at Oslo Stock Exchange at year-end 2021, which was NOK 7.89 per share and equals to a total market value of NOK 723.4 million. The market value of the company was higher than book value of equity of the parent company as per 31 December 2021, and management assessed that there was no indication of impairment.

NOTE 10 – LOANS TO GROUP COMPANIES

(amounts in NOK 1,000)	2021	2020
Loan to NEXT Biometrics Taiwan Ltd.	13,669	18,237
Loan to NEXT Biometrics AS	4,351	-
Total loans group companies as of 31 December	18,021	18,237

Loan to NEXT Biometrics Taiwan Ltd. was charged with NIBOR 6 months + 1.0%. Interest for 2021 amounted to NOK 0.3 million (2020: NOK 0.1 million).

The parent company also had a short-term loan to NEXT Biometrics AS. Interest was charged with NIBOR 6 months + 2.0%. Interest for 2021 amounted to NOK 0.2 million.



NOTE 11 – ACCOUNTS RECEIVABLES AND OTHER ASSETS

(amounts in NOK 1,000)	2021	2020
Lease receivables (see note 15)	-	704
Total other non-current assets	-	704
Accounts receivables - gross	307	322
Total accounts receivables	307	322
Receivables NEXT Biometrics AS	63	53
Lease receivables (see note 15)	517	497
Prepayments	470	344
Other receivables	939	729
Total other current assets	1,989	1,623

The carrying amount of accounts receivables and other assets is considered approximates fair value.

Impairment of financial assets

Expected credit loss for accounts receivables is considered immaterial and is not recognized.

Accounts receivables per 31 December 2021 was not due.

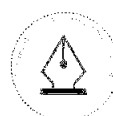
NOTE 12 - CASH AND CASH EQUIVALENTS

(amounts in NOK 1,000)	2021	2020
Cash and cash equivalents - unrestricted	17,307	27,904
Cash and cash equivalents - employees withheld payroll tax deposits	708	421
Cash and cash equivalents - other restricted balances	59,507	15,004
Total cash and cash equivalents	77,523	43,329

The fair value for this class of financial instruments is assessed to be equal to the nominal amount.

Restricted cash and cash equivalents

Restricted cash and cash equivalents consists of withheld payroll tax deposits for employees, deposits on escrow accounts and other restricted deposits that needs to be notified one month upfront of withdrawal.



NOTE 13 - EQUITY

There is one class of shares. All shares have equal rights and are freely negotiable. The share capital is fully paid in. The par value of the shares is NOK 1 per share.

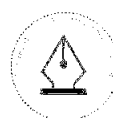
Number of shares outstanding	2021	2020
Opening balance	75,944,489	42,930,575
Share issue(s)	14,819,897	33,013,914
Exercised incentive share options	916,377	-
Closing balance	91,680,763	75,944,489

For further information regarding share capital, shareholder's information and share-based options, please refer to note 19 in group consolidated financial statement.

NOTE 14 - OTHER LIABILITIES

(amounts in NOK 1,000)	Category	2021	2020
Lease liabilities (see note 15)	Amortised cost	-	1,164
Total other non-current liabilities		-	1,164
Accrued salary, vacation pay and board remuneration	Amortised cost	1,418	1,353
Lease liabilities (see note 15)	Amortised cost	1,225	980
Public duties payable	Non-financial liabilities	1,690	735
Share options social security tax	Non-financial liabilities	4,277	69
Unearned revenue	Non-financial liabilities	59	57
Other current liabilities	Amortised cost	562	306
Total other current liabilities		9,231	3,500

For financial liabilities at amortised cost, the carrying amount is assessed to be a reasonable approximation of fair value.



NOTE 15 – LEASES

The table below shows the amounts related to leases recognized in the statement of financial position:

(amounts in NOK 1,000)	2021	2020
Property - office leases (included in "Property, plant and equipment")	332	705
Total right-of-use assets	332	705
Non-current lease receivables (included in "Other non-current assets")	-	704
Current lease receivables (included in "Other current assets")	517	497
Total lease receivables	517	1,200
Non-current lease liabilities (included in "Other non-current liabilities")	-	1,164
Current lease liabilities (included in "Other current liabilities")	1,225	980
Total lease liabilities	1,225	2,144

See note 8 for more information regarding right-of-use assets.

The office lease in Norway was subleased from October 2020. Related right-of-use asset of NOK 1.2 million was derecognized and lease receivable for the sublease of NOK 1.5 million was recognized in 2020. Gain on sublease of NOK 0.3 million was included as part of "Other revenues" in 2020.

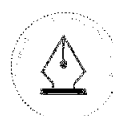
The table below shows the amounts related to leases recognized in the statement of comprehensive income:

(amounts in NOK 1,000)	2021	2020
Gain on sub-lease (included in "Other revenues")	-	347
Depreciation property right-of-use assets (included in "Depreciation and amortization")	-389	-615
Impairment losses property right-of-use assets (included in "Impairment losses")	-	-656
Expenses relating to low-value leases (included in "Other operating expenses")	-	-13
Expenses relating to short-term leases (included in "Other operating expenses")	-	-
Interest income (included in "Financial income")	62	22
Interest expenses (included in "Financial expenses")	-100	-128
Net expenses related to leases	-427	-1,390

The table below shows a reconciliation of the opening and closing balance for lease liabilities arising from financing activities:

(amounts in NOK 1,000)	2021	2020
Opening balance	2,144	2,418
Changes from financing cash flows	-1,100	-856
Changes in lease liabilities due to new/amended lease agreements or CPI adjustments	93	768
Other changes	88	-187
Closing balance as of 31 December	1,225	2,144

The total cash outflow for leases in 2021 was NOK 1.1 million (2020: NOK 1.0 million).



The table below shows the maturity profile for the lease liabilities based on contractual undiscounted payments:

(amounts in NOK 1,000)	2021	2020
Within one year	1,225	1,310
More than 1 year but within 5 years	-	1,194
After 5 years	-	-
Total contractual cash flows related to leases	1,225	2,504

NOTE 16 - RELATED PARTY TRANSACTIONS

The parent company's significant shareholders, board members and management, are considered related parties. For overview of transactions with them, please refer to note 21 in group consolidated financial statement.

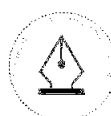
Companies within the Group are also considered related parties. See note 2 for overview of sales to group companies and note 10 for overview of loans to group companies.

NOTE 17 - EVENTS OCCURRING AFTER THE BALANCE SHEET DATE

For an overview of events occurred after the balance sheet date, please refer to note 22 in group consolidated financial statement.



67



This file is sealed with a digital signature.
The seal is a guarantee for the authenticity
of the document.

Document ID:
2A06ED1206954EFDAE1BE0D36968CBA6



RESPONSIBILITY STATEMENT

We confirm that, to the best of our knowledge, the financial statements for the period from 1 January to 31 December 2021 have been prepared in accordance with IFRS as adopted by the EU, with such additional information as required by the Norwegian Accounting Act, and give a true and fair view of the Group's and Parent company's assets, liabilities, financial position and result of operations, and that the Board of Directors' report gives a true and fair view of the development, performance and financial position of the Group and the Parent company, and includes a description of the principal risks and uncertainties that they face.

Oslo, 26 April 2022

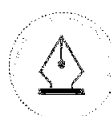
/Sign/
Petter Fjellstad
Chairman

/Sign/
Emine Lundkvist
Board member

/Sign/
Live Haukvik
Board member

/Sign/
Odd Harald Hauge
Board member

/Sign/
Peter Heuman
CEO



This file is sealed with a digital signature.
The seal is a guarantee for the authenticity
of the document.

Document ID:
2A06ED1206954EFDAE1BE0D36968CBA6

ALTERNATIVE PERFORMANCE MEASURES

NEXT's financial information has been prepared in accordance with International Financial Reporting Standards (IFRS). In addition, it is management's intent to provide alternative performance measures that are regularly reviewed by management to enhance the understanding of NEXT's performance, but not instead of, the financial statements prepared in accordance with IFRS. The alternative performance measures presented may be determined or calculated differently by other companies.

DEFINITIONS

Most of these key figures are alternative performance measures according to ESMA's definition. How these key figures are used is described below, as is how they are calculated. The alternative performance measures are used to provide a more comprehensive description of how the operational activities are developing, such as gross margin and Adjusted EBITDA.

REVENUES ADJUSTED FOR UNFULFILLED ORDER BACKLOG

Revenues for the period adjusted for unfulfilled order backlog is defined as revenues for the year plus unfulfilled purchase orders received by the company with requested customer delivery in the same year. In most cases such unfulfilled orders were not delivered due to supply chain delays.

GROSS MARGIN / GROSS MARGIN (%)

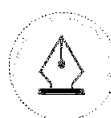
Gross margin is defined as operating revenue plus other income less cost of goods sold. Gross margin (%) is expressed as a percentage of operating revenue and other income.

(amounts in NOK 1,000)	2021	2020
Operating revenues	49,788	57,770
Other revenues	967	363
Cost of goods sold	-35,531	-48,037
Inventory write-downs	-6,251	-1,350
Gross margin	8,973	8,746
Gross margin	8,973	8,746
Divided by operating revenue and other revenues	50,755	58,133
Gross margin (%)	18%	15%

ADJUSTED GROSS MARGIN / ADJUSTED GROSS MARGIN (%)

Adjusted gross margin is defined as operating revenue plus other income less cost of goods sold and excluding inventory write-downs. Adjusted gross margin (%) is expressed as a percentage of operating revenue and other income.

(amounts in NOK 1,000)	2021	2020
Operating revenues	49,788	57,770
Other revenues	967	363
Cost of goods sold	-35,531	-48,037
Inventory write-downs	-6,251	-1,350
Added back inventory write-downs	6,251	1,350
Adjusted gross margin	15,224	10,096
Adjusted gross margin	15,224	10,096
Divided by operating revenue and other revenues	50,755	58,133
Adjusted gross margin (%)	30%	17%



EBITDA / ADJUSTED EBITDA

EBITDA is earnings before interest, taxes, depreciation, amortization and impairment losses.

Adjusted EBITDA ex options is equal to EBITDA excluding "share-based remuneration" (salary part, employer's part and operating part) and inventory write-downs.

(amounts in NOK 1,000)	2021	2020
Operating profit (loss)	-58,250	-105,195
Added back depreciation and amortization	7,069	15,279
Added back impairment losses	-	6,577
EBITDA	-51,182	-83,339
Added back share-based remuneration (salary part)	8,471	3,882
Added back share-based remuneration (employer's tax)	4,495	69
Added back share-based remuneration (operating part)	-36	494
Added back inventory write-downs	6,251	1,350
Adjusted EBITDA	-32,001	-77,544

COST OF GOODS SOLD (COGS)

Cost of goods sold (COGS) is cost of materials and production service expenses.

INVENTORY WRITE-DOWNS

Inventory write-downs are costs related to excess inventory in relation to raw materials, semi-finished goods, products and product lines that are discontinued and/or in the process of being discontinued.

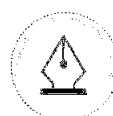
OPERATING EXPENSES (OPEX)

Operating expenses (OPEX) consist of salaries and personnel cost and other operating expenses.

OPERATING EXPENSES EX. OPTIONS (OPEX EX. OPTIONS)

Operating expenses excluding options (OPEX ex options) is defined as salaries and personnel cost and other operating expenses excluding share based remuneration.

(amounts in NOK 1,000)	2021	2020
Operating expenses (OPEX)	60,155	92,085
Deducted share-based remuneration (salary part)	-8,471	-3,882
Deducted share-based remuneration (employer's tax)	-4,495	-69
Deducted share-based remuneration (operating part)	36	-494
Operating expenses ex. options (OPEX ex. options)	47,225	87,640





N E X T B I O M E T R I C S



This file is sealed with a digital signature.
The seal is a guarantee for the authenticity
of the document.

Document ID:
2A06ED1206954EFDAE1BE0D36968CBA6



To the General Meeting of Next Biometrics Group ASA

Independent Auditor's Report

Report on the Audit of the Financial Statements

Opinion

We have audited the financial statements of Next Biometrics Group ASA, which comprise:

- The financial statements of the parent company Next Biometrics Group ASA (the Company), which comprise the statement of financial position as at 31 December 2021, the statement of comprehensive income, statement of changes in equity and statement of cash flow for the year then ended, and notes to the financial statements, including a summary of significant accounting policies, and
- The consolidated financial statements of Next Biometrics Group ASA and its subsidiaries (the Group), which comprise the statement of financial position as at 31 December 2021, the statement of comprehensive income, statement of changes in equity and statement of cash flows for the year then ended, and notes to the financial statements, including a summary of significant accounting policies.

In our opinion:

- the financial statements comply with applicable statutory requirements,
- the financial statements give a true and fair view of the financial position of the Company as at 31 December 2021, and its financial performance and its cash flows for the year then ended in accordance with International Financial Reporting Standards as adopted by the EU, and
- the consolidated financial statements give a true and fair view of the financial position of the Group as at 31 December 2021, and its financial performance and its cash flows for the year then ended in accordance with International Financial Reporting Standards as adopted by the EU.

Our opinion is consistent with our additional report to the Audit Committee.

Basis for Opinion

We conducted our audit in accordance with International Standards on Auditing (ISAs). Our responsibilities under those standards are further described in the *Auditor's Responsibilities for the Audit of the Financial Statements* section of our report. We are independent of the Company and the Group as required by laws and regulations and the International Ethics Standards Board for Accountants' International Code of Ethics for Professional Accountants (including International

PricewaterhouseCoopers AS, Dronning Eufemias gate 71, Postboks 748 Sentrum, NO-0106 Oslo
T: 02316, org. no.: 987 009 713 MVA, www.pwc.no
Statsautoriserte revisorer, medlemmer av Den norske Revisorforening og autorisert regnskapsførerselskap



Independent Auditor's Report - Next Biometrics Group ASA



Independence Standards) (IESBA Code), and we have fulfilled our other ethical responsibilities in accordance with these requirements. We believe that the audit evidence we have obtained is sufficient and appropriate to provide a basis for our opinion.

To the best of our knowledge and belief, no prohibited non-audit services referred to in the Audit Regulation (537/2014) Article 5.1 have been provided.

We have been the auditor of the Company for 3 years from the election by the general meeting of the shareholders on 21 May 2019 for the accounting year 2019.

Key Audit Matters

Key audit matters are those matters that, in our professional judgment, were of most significance in our audit of the financial statements of the current period. These matters were addressed in the context of our audit of the financial statements as a whole, and in forming our opinion thereon, and we do not provide a separate opinion on these matters.

Key Audit Matter	How our audit addressed the Key Audit Matter
------------------	--

Revenue recognition

The Group develops and sells fingerprint sensors for authentication in the smartcard, government ID, access control and notebook markets. The Group's sales are either handled through distributors or sales directly to end customers.

In situations where the group sells through a distributor it is challenging to determine based on the terms of the contracts and the business set up, whether a distributor is considered an agent or a principal for accounting purposes. The complexity of the arrangements with customers and distributors lead to an inherent risk of misinterpretation of the terms, and as a consequence, a risk that revenue is recorded in a financial period before control has passed over to the customer. Furthermore, there is a risk that revenue is recorded net of service charge to distributors if the distributor is considered an agent rather than a principal. In such a case revenue and cost

Our audit procedures included among others, a review of customer contracts and distribution contracts and assessment of contract terms and business set up to understand how they relate to IFRS requirements for revenue recognition. Further, we assessed whether the distributor, when acting in line with the stipulations in the agreements, was an agent or a principal and when control of the goods was transferred from the Group.

To test whether revenue was recognized in the correct period, we tested transactions in the period close to year end. We also performed a review of goods shipped to the distributor acting as agent to the Company and assessed whether there were goods not transferred to end-customers as per 31 December 2021. Furthermore, we evaluated management's assessment of probability of return of goods. Our evaluation was also based on testing of credit notes after 31 December 2021 and analysis of historical returns. Invoiced sales to the largest customers representing 74% of total revenue in 2021, was tested by obtaining confirmations from customers.

(2)



Independent Auditor's Report - Next Biometrics Group ASA



of goods sold would both be understated by the same amount.

We refer to note 2 where management describes their principle for revenue recognition.

We read the note relevant to revenue recognition and found that the note gave an adequate description of how the Group applies IFRS on revenue recognition.

Other Information

The Board of Directors and the Managing Director (management) are responsible for the information in the Board of Directors' report and the other information accompanying the financial statements. The other information comprises information in the annual report, but does not include the financial statements and our auditor's report thereon. Our opinion on the financial statements does not cover the information in the Board of Directors' report nor the other information accompanying the financial statements.

In connection with our audit of the financial statements, our responsibility is to read the Board of Directors' report and the other information accompanying the financial statements. The purpose is to consider if there is material inconsistency between the Board of Directors' report and the other information accompanying the financial statements and the financial statements or our knowledge obtained in the audit, or whether the Board of Directors' report and the other information accompanying the financial statements otherwise appears to be materially misstated. We are required to report if there is a material misstatement in the Board of Directors' report or the other information accompanying the financial statements. We have nothing to report in this regard.

Based on our knowledge obtained in the audit, it is our opinion that the Board of Directors' report

- is consistent with the financial statements and
- contains the information required by applicable legal requirements.

Our opinion on the Board of Director's report applies correspondingly to the statements on Corporate Governance and Corporate Social Responsibility.

Responsibilities of Management for the Financial Statements

Management is responsible for the preparation of financial statements that give a true and fair view in accordance with International Financial Reporting Standards as adopted by the EU, and for such internal control as management determines is necessary to enable the preparation of financial statements that are free from material misstatement, whether due to fraud or error.

In preparing the financial statements, management is responsible for assessing the Company's and the Group's ability to continue as a going concern, disclosing, as applicable, matters related to going concern and using the going concern basis of accounting unless management either intends to liquidate the Group or to cease operations, or has no realistic alternative but to do so.

(3)



Independent Auditor's Report - Next Biometrics Group ASA



Auditor's Responsibilities for the Audit of the Financial Statements

Our objectives are to obtain reasonable assurance about whether the financial statements as a whole are free from material misstatement, whether due to fraud or error, and to issue an auditor's report that includes our opinion. Reasonable assurance is a high level of assurance, but is not a guarantee that an audit conducted in accordance with ISAs will always detect a material misstatement when it exists. Misstatements can arise from fraud or error and are considered material if, individually or in aggregate, they could reasonably be expected to influence the economic decisions of users taken on the basis of these financial statements.

As part of an audit in accordance with ISAs, we exercise professional judgment and maintain professional scepticism throughout the audit. We also:

- identify and assess the risks of material misstatement of the financial statements, whether due to fraud or error. We design and perform audit procedures responsive to those risks, and obtain audit evidence that is sufficient and appropriate to provide a basis for our opinion. The risk of not detecting a material misstatement resulting from fraud is higher than for one resulting from error, as fraud may involve collusion, forgery, intentional omissions, misrepresentations, or the override of internal control.
- obtain an understanding of internal control relevant to the audit in order to design audit procedures that are appropriate in the circumstances, but not for the purpose of expressing an opinion on the effectiveness of the Company's or the Group's internal control.
- evaluate the appropriateness of accounting policies used and the reasonableness of accounting estimates and related disclosures made by management.
- conclude on the appropriateness of management's use of the going concern basis of accounting, and, based on the audit evidence obtained, whether a material uncertainty exists related to events or conditions that may cast significant doubt on the Company and the Group's ability to continue as a going concern. If we conclude that a material uncertainty exists, we are required to draw attention in our auditor's report to the related disclosures in the financial statements or, if such disclosures are inadequate, to modify our opinion. Our conclusions are based on the audit evidence obtained up to the date of our auditor's report. However, future events or conditions may cause the Company and the Group to cease to continue as a going concern.
- evaluate the overall presentation, structure and content of the financial statements, including the disclosures, and whether the financial statements represent the underlying transactions and events in a manner that achieves a true and fair view.
- obtain sufficient appropriate audit evidence regarding the financial information of the entities or business activities within the Group to express an opinion on the consolidated financial statements. We are responsible for the direction, supervision and performance of the group audit. We remain solely responsible for our audit opinion.

We communicate with the Board of Directors regarding, among other matters, the planned scope and timing of the audit and significant audit findings, including any significant deficiencies in internal control that we identify during our audit.

(4)



Independent Auditor's Report - Next Biometrics Group ASA



We also provide the Audit Committee with a statement that we have complied with relevant ethical requirements regarding independence, and to communicate with them all relationships and other matters that may reasonably be thought to bear on our independence, and where applicable, related safeguards.

From the matters communicated with the Board of Directors, we determine those matters that were of most significance in the audit of the financial statements of the current period and are therefore the key audit matters. We describe these matters in our auditor's report unless law or regulation precludes public disclosure about the matter or when, in extremely rare circumstances, we determine that a matter should not be communicated in our report because the adverse consequences of doing so would reasonably be expected to outweigh the public interest benefits of such communication.

Report on Other Legal and Regulatory Requirements

Report on compliance with Regulation on European Single Electronic Format (ESEF)

Opinion

We have performed an assurance engagement to obtain reasonable assurance that the financial statements with file name "5967007LIEEXZXXQR405-2021-12-31-en.zip" have been prepared in accordance with Section 5-5 of the Norwegian Securities Trading Act (Verdipapirhandelloven) and the accompanying Regulation on European Single Electronic Format (ESEF).

In our opinion, the financial statements have been prepared, in all material respects, in accordance with the requirements of ESEF.

Management's Responsibilities

Management is responsible for preparing, tagging and publishing the financial statements in the single electronic reporting format required in ESEF. This responsibility comprises an adequate process and the internal control procedures which management determines is necessary for the preparation, tagging and publication of the financial statements.

Auditor's Responsibilities

For a description of the auditor's responsibilities when performing an assurance engagement of the ESEF reporting, see: <https://revisorforeningen.no/revisjonsberetninger>

Oslo, 26 April 2022

PricewaterhouseCoopers AS

Anne Kristin Huuse
State Authorised Public Accountant

(This document is signed electronically)

(5)



 Securely signed with Brevio

Revisjonsberetning

Signers:

Name	Method	Date
Huuse, Anne Kristin	BANKID_MOBILE	2022-04-26 18:13

This document package contains:

- Closing page (this page)
- The original document(s)
- The electronic signatures. These are not visible in the document, but are electronically integrated.



This file is sealed with a digital signature.
The seal is a guarantee for the authenticity
of the document.



Skattedirektoratet

Saksbehandler
Geir Johannessen

Deres dato

Vår dato
17.03.2014

Telefon
22 66 11 14

Deres referanse
Knut Stålen

Vår referanse
2014/162446

NEXT BIOMETRICS GROUP AS
c/o Aker Brygge Business Centre
Postboks 1433, Vika
0115 OSLO

Tillatelse til å utarbeide årsregnskap og årsberetning på engelsk språk for NEXT Biometrics Group AS, org.nr. 982 904 420

Det vises til deres brev mottatt 10. mars 2014 der dere søker om dispensasjon fra kravet til å utarbeide årsregnskap og årsberetning på norsk språk for NEXT Biometrics Group AS. Utfyllende opplysninger er gitt i e-post.

Skattedirektoratet gir på bakgrunn av en konkret helhetsvurdering NEXT Biometrics Group AS dispensasjon fra kravet til å utarbeide årsregnskap og årsberetning på norsk språk, jf. regnskapsloven § 3-4 tredje ledd.

Dispensasjonen forutsetter at opplysningene som vedtaket baserer seg på ikke endres vesentlig.

Kopi av dette brevet må sendes Regnskapsregisteret i Brønnøysund sammen med årsregnskapet. Det påligger den regnskapspliktige å dokumentere ved dette brev at tillatelsen er gitt.

Bakgrunn

NEXT Biometrics Group AS er en ledende aktør innenfor industriområdet fingeravtrykksensorer, med mer enn 13 års drift. Selskapet driver utvikling og produksjon av fingeravtrykksensortechnologi. Denne teknologien kan brukes innenfor mange områder, som for eksempel for smarttelefoner, nettbrett, datamaskiner, inngangssystemer og sikkerhetsløsninger. Kundene til slike løsninger er hovedsakelig lokalisert i Asia, og produksjonen av løsningen skjer i Taiwan, Malaysia og Kina. Majoriteten av alle avtaler, både på innkjøp og kundesiden, er på engelsk og det benyttes USD som valuta for tilnærmet alle transaksjoner. All rapportering og kommunikasjon skjer på engelsk. Hovedkontoret er i Norge, men ledergruppen består også av personer som er lokalisert utenfor Norge (Kina, Tyskland og USA). Så å si alle brukerne av konsern- og selskapsregnskapene er utenlandske eller benytter engelsk som arbeidsspråk. Aksjonærmassen består først og fremst av erfarne investorer/fond som ikke skulle ha noe problem med å motta regnskapsinformasjon kun på engelsk. I tillegg er flere av aksjonærene utenlandske og selskapet forventer at det vil tiltrekke seg ytterligere utenlandske aksjonærene i løpet av 2014. Styret, som representerer aksjonærene, instruerte administrasjonen om å søke på siste styremøtet. Selskapet forventer at det velges utenlandske styremedlemmer den nærmeste tiden.

Postadresse
Postboks 9200 Grønland
0134 Oslo

Besøksadresse: Sentralbord
Se www.skatteetaten.no 800 80 000
Org.nr: 996250318 Telefaks
E-post: skatteetaten.no/sendepost 22 17 08 60



Skattedirektoratets vurdering

Etter regnskapsloven § 3-4 tredje ledd skal "årsregnskapet og årsberetningen ... være på norsk. Departementet kan ved ... enkeltvedtak bestemme at årsregnskapet og/eller årsberetningen kan være på et annet språk."

I Ot. prp. nr. 42 (1997-1998) Om lov om årsregnskap m.v., er det uttalt følgende om regnskapslovens formål, jf. pkt. 1.1:

"Regjeringen har som siktemål at regnskapsloven skal bidra til informative regnskaper for ulike grupper av regnskapsbrukere. Regnskapsbrukerne er dels investorer og kreditorer som tilfører kapital til foretakene, og dels andre grupper som har interesse av å vite hvordan foretaket drives, f.eks. de ansatte og lokalsamfunnet. Informasjonen til kapitalmarkedet skal gi grunnlag for riktig prising av finansielle objekter. Riktig prisdannelse på aksjer er en forutsetning for at ressursbruken i samfunnsøkonomien skal bli best mulig. Gode regnskaper vil også gjøre det vanskeligere for markedsdeltakere å ta ut spekulasjonsgevinster med basis i skjevt fordelt informasjon."

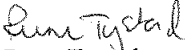
Det fremgår således at et av hovedformålene med regnskapsloven er å bidra til "informative regnskaper for ulike grupper av regnskapsbrukere". Regnskapsbrukere vil omfatte, jf. uttalelsen i proposisjonen, blant andre investorer, kreditorer, ansatte og lokalsamfunnet.

Det er etter Skattedirektoratets vurdering derfor avgjørende ved vurdering av om dispensasjon fra kravet til å utarbeide årsregnskap og/eller årsberetning på norsk kan gis, at det ikke foreligger mulige brukere av regnskapsinformasjon som blir vesentlig berørt negativt ved en eventuell dispensasjon.

Det er særlig hensynet til brukerne av regnskapsinformasjon som skal vurderes ved en dispensasjonssøknad. I denne vurderingen har Skattedirektoratet lagt særlig vekt på at arbeidsspråket er engelsk, og at hovedtyngden av brukerne enten er utenlandske eller benytter engelsk som arbeidsspråk. Videre er det vektlagt at aksjonærene enten er utenlandske eller profesjonelle aktører som behersker engelsk.

Vennligst oppgi vår referanse ved henvendelser i saken.

Med hilsen


Rune Tystad
Seniorrådgiver
Rettsavdelingen, foretaksskatt
Skattedirektoratet


Geir Johannessen