



## ÅRSREGNSKAPET FOR REGNSKAPSÅRET 2021 - GENERELL INFORMASJON

### Enheten

Organisasjonsnummer: 996 334 732  
Organisasjonsform: Aksjeselskap  
Foretaksnavn: CSL NORWAY AS  
Forretningsadresse: C. Sundts gate 37  
5004 BERGEN

### Regnskapsår

Årsregnskapets periode: 01.04.2020 - 31.03.2021

### Konsern

Morselskap i konsern: Nei

### Regnskapsregler

Regler for små foretak benyttet: Ja  
Benyttet ved utarbeidelsen av årsregnskapet til selskapet: Regnskapslovens alminnelige regler

### Årsregnskapet fastsatt av kompetent organ

Bekreftet av representant for selskapet: Helge A Sandvik  
Dato for fastsettelse av årsregnskapet: 22.09.2021

### Grunnlag for avgivelse

År 2021: Årsregnskapet er elektronisk innlevert  
År 2020: Tall er hentet fra elektronisk innlevert årsregnskap fra 2021

*Det er ikke krav til at årsregnskapet m.v. som sendes til Regnskapsregisteret er undertegnet. Kontrollen på at dette er utført ligger hos revisor/enhetens øverste organ. Sikkerheten ivaretas ved at innsender har rolle/rettighet for innsending av årsregnskapet via Altinn, og ved at det bekreftes at årsregnskapet er fastsatt av kompetent organ.*

Brønnøysundregistrene, 04.10.2022



## Resultatregnskap

| Beløp i: EUR  | Note | 2021              | 2020              |
|---|------|-------------------|-------------------|
| <b>RESULTATREGNSKAP</b>                                       |      |                   |                   |
| <b>Inntekter</b>  |      |                   |                   |
| Hire and freight revenue                                      | 4    | 19 526 480        | 23 778 013        |
| Other operating income  | 19   | 154 695           | 155 830           |
| <b>Sum inntekter</b>  |      | <b>19 681 175</b> | <b>23 933 843</b> |
| <b>Kostnader</b>  |      |                   |                   |
| Voyage expenses and commissions                               |      | 6 461 267         | 9 029 349         |
| Vessel operating expenses                                     |      | 10 495 592        | 12 215 123        |
| Wages and salaries  | 5    | 441 826           | 462 817           |
| Nedskrivning av varige driftsmidler og immaterielle eiendeler | 10   | 1 561             | 7 620             |
| Administrative expenses                                       |      | 353 606           | 446 675           |
| <b>Sum kostnader</b>  |      | <b>17 753 852</b> | <b>22 161 584</b> |
| <b>Driftsresultat</b>   |      | <b>1 927 323</b>  | <b>1 772 259</b>  |
| <b>Finansinntekter og finanskostnader</b>                     |      |                   |                   |
| Annen renteinntekt  | 7    | 1 939             | 296               |
| <b>Sum finansinntekter</b>                                    |      | <b>1 939</b>      | <b>296</b>        |
| Annen rentekostnad  | 6    | 432               | 10 857            |
| <b>Sum finanskostnader</b>                                    |      | <b>432</b>        | <b>10 857</b>     |
| <b>Netto finans</b>   |      | <b>1 507</b>      | <b>-10 561</b>    |
| <b>Ordinært resultat før skattekostnad</b>                    |      | <b>1 928 830</b>  | <b>1 761 698</b>  |
| Income tax  |      | 8 426             | 9 371             |
| <b>Ordinært resultat etter skattekostnad</b>                  |      | <b>1 920 404</b>  | <b>1 752 327</b>  |
| <b>Årsresultat</b>  |      | <b>1 920 404</b>  | <b>1 752 327</b>  |



## Balanse

| Beløp i: EUR                                   | Note | 2021             | 2020             |
|--|------|------------------|------------------|
| <b>BALANSE - EIENDELER</b>                     |      |                  |                  |
| <b>Anleggsmidler</b>                           |      |                  |                  |
| <b>Immaterielle eiendeler</b>                  |      |                  |                  |
| <b>Varige driftsmidler</b>                     |      |                  |                  |
| Property, plant and equipment                  | 10   | 1 590            | 3 151            |
| <b>Sum varige driftsmidler</b>                 |      | <b>1 590</b>     | <b>3 151</b>     |
| <b>Finansielle anleggsmidler</b>               |      |                  |                  |
| Investering i annet foretak i samme konsern    | 11   | 155 789          | 1 366 667        |
| <b>Sum finansielle anleggsmidler</b>           |      | <b>155 789</b>   | <b>1 366 667</b> |
| <b>Sum anleggsmidler</b>                       |      | <b>157 379</b>   | <b>1 369 818</b> |
| <b>Omløpsmidler</b>                            |      |                  |                  |
| <b>Varer</b>                                   |      |                  |                  |
| Inventories                                    | 12   | 650 280          | 154 885          |
| <b>Sum varer</b>                               |      | <b>650 280</b>   | <b>154 885</b>   |
| <b>Fordringer</b>                              |      |                  |                  |
| Trade receivables                              | 13   | 1 332 101        | 686 028          |
| Earned, uninvoiced revenue                     |      | 329 131          | 130 122          |
| Other receivables                              |      | 710 084          | 440 027          |
| Intercompany                                   |      | 2 268 355        | 171 351          |
| <b>Sum fordringer</b>                          |      | <b>4 639 671</b> | <b>1 427 528</b> |
| <b>Bankinnskudd, kontanter og lignende</b>     |      |                  |                  |
| Cash and cash equivalents                      | 14   | 210 289          | 3 193 384        |
| <b>Sum bankinnskudd, kontanter og lignende</b> |      | <b>210 289</b>   | <b>3 193 384</b> |
| <b>Sum omløpsmidler</b>                        |      | <b>5 500 240</b> | <b>4 775 797</b> |
| <b>SUM EIENDELER</b>                           |      | <b>5 657 619</b> | <b>6 145 615</b> |

## BALANSE - EGENKAPITAL OG GJELD



### Balanse

| Beløp i: EUR                    | Note | 2021             | 2020             |
|---------------------------------|------|------------------|------------------|
| <b>Egenkapital</b>              |      |                  |                  |
| <b>Innskutt egenkapital</b>     |      |                  |                  |
| Share capital                   |      | 15 805           | 15 805           |
| Annen innskutt egenkapital      |      | 2 520 119        | 4 099 715        |
| <b>Sum innskutt egenkapital</b> |      | <b>2 535 924</b> | <b>4 115 520</b> |
| <b>Sum egenkapital</b>          |      | <b>2 535 924</b> | <b>4 115 520</b> |
| <b>Sum langsiktig gjeld</b>     |      | <b>0</b>         | <b>0</b>         |
| <b>Kortsiktig gjeld</b>         |      |                  |                  |
| Leverandørgjeld                 | 17   | 936 338          | 1 310 887        |
| Other payables                  |      | 1 308 303        | 675 631          |
| Intercompany                    |      | 583 623          | 30 776           |
| Prepayment from customer        |      | 282 300          | 1 422            |
| Income tax payable              |      | 11 131           | 11 379           |
| <b>Sum kortsiktig gjeld</b>     |      | <b>3 121 695</b> | <b>2 030 095</b> |
| <b>Sum gjeld</b>                |      | <b>3 121 695</b> | <b>2 030 095</b> |
| <b>SUM EGENKAPITAL OG GJELD</b> |      | <b>5 657 619</b> | <b>6 145 615</b> |



## Brønnøysundregistrene

### ÅRSREGNSKAP FOR REGNSKAPSÅRET 2021 - GENERELL INFORMASJON

Journalnummer: 2021 834536

#### Enheten

Organisasjonsnummer: 996 334 732  
Organisasjonsform: Aksjeselskap  
Foretaksnavn: CSL NORWAY AS  
Forretningsadresse: Grønamyrvegen 6  
5353 STRAUME

#### Regnskapsår

Årsregnskapets periode: 01.04.2020 - 31.03.2021

#### Konsern

Morselskap i konsern: Nei

#### Regnskapsregler

Regler for små foretak benyttet: Ja  
Benyttet ved utarbeidelsen av  
årsregnskapet til selskapet: Regnskapslovens alminnelige regler

#### Årsregnskapet fastsatt av kompetent organ

Bekreftet av representant for selskapet: Helge A Sandvik  
Dato for fastsettelse av årsregnskapet: 22.09.2021

#### Grunnlag for avgivelse

År 2021: Årsregnskap er elektronisk innlevert.  
År 2020: Tall er hentet fra elektronisk innlevert årsregnskap fra 2021.

*Det er ikke krav til at årsregnskapet m.v. som sendes til Regnskapsregisteret er undertegnet. Kontrollen på at dette er utført ligger hos revisor/enhetens øverste organ. Sikkerheten ivaretas ved at innsender har rolle/rettighet for innsending av årsregnskapet via Altinn, og ved at det bekreftes at årsregnskapet er fastsatt av kompetent organ.*

Brønnøysundregistrene, 19.10.2021



Organisasjonsnr: 996 334 732  
CSL NORWAY AS

## RESULTATREGNSKAP

| Beløp i: EUR  | Note | 2021              | 2020              |
|---|------|-------------------|-------------------|
| <b>RESULTATREGNSKAP</b>                                       |      |                   |                   |
| <b>Inntekter</b>  |      |                   |                   |
| Hire and freight revenue                                      | 4    | 19 526 480        | 23 778 013        |
| Other operating income  | 19   | 154 695           | 155 830           |
| <b>Sum inntekter</b>  |      | <b>19 681 175</b> | <b>23 933 843</b> |
| <b>Kostnader</b>  |      |                   |                   |
| Voyage expenses and commissions                               |      | 6 461 267         | 9 029 349         |
| Vessel operating expenses                                     |      | 10 495 592        | 12 215 123        |
| Wages and salaries  | 5    | 441 826           | 462 817           |
| Nedskrivning av varige driftsmidler og immaterielle eiendeler | 10   | 1 561             | 7 620             |
| Administrative expenses                                       |      | 353 606           | 446 675           |
| <b>Sum kostnader</b>  |      | <b>17 753 852</b> | <b>22 161 584</b> |
| <b>Driftsresultat</b>   |      | <b>1 927 323</b>  | <b>1 772 259</b>  |
| <b>Finansinntekter og finanskostnader</b>                     |      |                   |                   |
| Annen renteinntekt  | 7    | 1 939             | 296               |
| <b>Sum finansinntekter</b>                                    |      | <b>1 939</b>      | <b>296</b>        |
| Annen rentekostnad  | 6    | 432               | 10 857            |
| <b>Sum finanskostnader</b>                                    |      | <b>432</b>        | <b>10 857</b>     |
| <b>Netto finans</b>   |      | <b>1 507</b>      | <b>-10 561</b>    |
| <b>Ordinært resultat før skattekostnad</b>                    |      | <b>1 928 830</b>  | <b>1 761 698</b>  |
| Income tax  |      | 8 426             | 9 371             |
| <b>Ordinært resultat etter skattekostnad</b>                  |      | <b>1 920 404</b>  | <b>1 752 327</b>  |
| <b>Årsresultat</b>  |      | <b>1 920 404</b>  | <b>1 752 327</b>  |



Organisasjonsnr: 996 334 732  
CSL NORWAY AS

## BALANSE

| <b>Beløp i: EUR</b>                            | <b>Note</b> | <b>2021</b>      | <b>2020</b>      |
|--|-------------|------------------|------------------|
| <b>BALANSE - EIENDELER</b>                     |             |                  |                  |
| <b>Anleggsmidler</b>                           |             |                  |                  |
| <b>Immaterielle eiendeler</b>                  |             |                  |                  |
| <b>Varige driftsmidler</b>                     |             |                  |                  |
| Property, plant and equipment                  | 10          | 1 590            | 3 151            |
| <b>Sum varige driftsmidler</b>                 |             | <b>1 590</b>     | <b>3 151</b>     |
| <b>Finansielle anleggsmidler</b>               |             |                  |                  |
| Investering i annet foretak i samme konsern    | 11          | 155 789          | 1 366 667        |
| <b>Sum finansielle anleggsmidler</b>           |             | <b>155 789</b>   | <b>1 366 667</b> |
| <b>Sum anleggsmidler</b>                       |             | <b>157 379</b>   | <b>1 369 818</b> |
| <b>Omløpsmidler</b>                            |             |                  |                  |
| <b>Varer</b>                                   |             |                  |                  |
| Inventories                                    | 12          | 650 280          | 154 885          |
| <b>Sum varer</b>                               |             | <b>650 280</b>   | <b>154 885</b>   |
| <b>Fordringer</b>                              |             |                  |                  |
| Trade receivables                              | 13          | 1 332 101        | 686 028          |
| Earned, un invoiced revenue                    |             | 329 131          | 130 122          |
| Other receivables                              |             | 710 084          | 440 027          |
| Intercompany                                   |             | 2 268 355        | 171 351          |
| <b>Sum fordringer</b>                          |             | <b>4 639 671</b> | <b>1 427 528</b> |
| <b>Bankinnskudd, kontanter og lignende</b>     |             |                  |                  |
| Cash and cash equivalents                      | 14          | 210 289          | 3 193 384        |
| <b>Sum bankinnskudd, kontanter og lignende</b> |             | <b>210 289</b>   | <b>3 193 384</b> |
| <b>Sum omløpsmidler</b>                        |             | <b>5 500 240</b> | <b>4 775 797</b> |
| <b>SUM EIENDELER</b>                           |             | <b>5 657 619</b> | <b>6 145 615</b> |
| <b>BALANSE - EGENKAPITAL OG GJELD</b>          |             |                  |                  |
| <b>Egenkapital</b>                             |             |                  |                  |
| <b>Innskutt egenkapital</b>                    |             |                  |                  |
| Share capital                                  |             | 15 805           | 15 805           |
| Annen innskutt egenkapital                     |             | 2 520 119        | 4 099 715        |
| <b>Sum innskutt egenkapital</b>                |             | <b>2 535 924</b> | <b>4 115 520</b> |



|                                 |    |                  |                  |
|---------------------------------|----|------------------|------------------|
| <b>Sum egenkapital</b>          |    | <b>2 535 924</b> | <b>4 115 520</b> |
| <b>Sum langsiktig gjeld</b>     |    | <b>0</b>         | <b>0</b>         |
| <b>Kortsiktig gjeld</b>         |    |                  |                  |
| Leverandørgjeld                 | 17 | 936 338          | 1 310 887        |
| Other payables                  |    | 1 308 303        | 675 631          |
| Intercompany                    |    | 583 623          | 30 776           |
| Prepayment from customer        |    | 282 300          | 1 422            |
| Income tax payable              |    | 11 131           | 11 379           |
| <b>Sum kortsiktig gjeld</b>     |    | <b>3 121 695</b> | <b>2 030 095</b> |
| <b>Sum gjeld</b>                |    | <b>3 121 695</b> | <b>2 030 095</b> |
| <b>SUM EGENKAPITAL OG GJELD</b> |    | <b>5 657 619</b> | <b>6 145 615</b> |



Organisasjonsnr: 996 334 732  
CSL NORWAY AS

NOTEOPPLYSNINGER - SELSKAP - alle poster oppgitt i hele tall

Note

Antall årsverk i regnskapsåret

Virksomheten har hatt følgende antall årsverk:  
3.00



Statsautoriserte revisorer  
Ernst & Young AS

Thormøhlens gate 53 D, NO-5006 Bergen  
Postboks 6163, NO-5892 Bergen

Foretaksregisteret: NO 976 389 387 MVA  
Tlf: +47 24 00 24 00

www.ey.no  
Medlemmer av Den norske revisorforening

## INDEPENDENT AUDITOR'S REPORT

To the Annual Shareholders' Meeting of CSL Norway AS

### Report on the audit of the financial statements

#### Opinion

We have audited the financial statements of CSL Norway AS, which comprise the statement of financial positions as at 31 March 2021, the income statement and statements of cash flows for the year then ended and notes to the financial statements, including a summary of significant accounting policies.

In our opinion, the financial statements have been prepared in accordance with laws and regulations and present fairly, in all material respects, the financial position of the Company as at 31 March 2021 and its financial performance and cash flows for the year then ended in accordance with the Norwegian Accounting Act and accounting standards and practices generally accepted in Norway.

#### Basis for opinion

We conducted our audit in accordance with laws, regulations, and auditing standards and practices generally accepted in Norway, including International Standards on Auditing (ISAs). Our responsibilities under those standards are further described in the *Auditor's responsibilities for the audit of the financial statements* section of our report. We are independent of the Company in accordance with the ethical requirements that are relevant to our audit of the financial statements in Norway, and we have fulfilled our ethical responsibilities as required by law and regulations. We have also complied with our other ethical obligations in accordance with these requirements. We believe that the audit evidence we have obtained is sufficient and appropriate to provide a basis for our opinion.

#### Other information

Other information consists of the information included in the Company's annual report other than the financial statements and our auditor's report thereon. The Board of Directors (management) are responsible for the other information. Our opinion on the audit of the financial statements does not cover the other information, and we do not express any form of assurance conclusion thereon.

In connection with our audit of the financial statements, our responsibility is to read the other information, and, in doing so, consider whether the other information is materially inconsistent with the financial statements or our knowledge obtained in the audit, or otherwise appears to be materially misstated. If, based on the work we have performed, we conclude that there is a material misstatement of this other information, we are required to report that fact. We have nothing to report in this regard.

#### Responsibilities of management for the financial statements

Management is responsible for the preparation and fair presentation of the financial statements in accordance with the Norwegian Accounting Act and accounting standards and practices generally accepted in Norway, and for such internal control as management determines is necessary to enable the preparation of financial statements that are free from material misstatement, whether due to fraud or error.

In preparing the financial statements, management is responsible for assessing the Company's ability to continue as a going concern, disclosing, as applicable, matters related to going concern and using the going concern basis of accounting, unless management either intends to liquidate the Company or to cease operations, or has no realistic alternative but to do so.



Building a better  
working world

2

## Auditor's responsibilities for the audit of the financial statements

Our objectives are to obtain reasonable assurance about whether the financial statements as a whole are free from material misstatement, whether due to fraud or error, and to issue an auditor's report that includes our opinion. Reasonable assurance is a high level of assurance, but is not a guarantee that an audit conducted in accordance with laws, regulations, and auditing standards and practices generally accepted in Norway, including International Standards on Auditing (ISAs) will always detect a material misstatement when it exists. Misstatements can arise from fraud or error and are considered material if, individually or in the aggregate, they could reasonably be expected to influence the economic decisions of users taken on the basis of these financial statements.

As part of an audit in accordance with law, regulations and generally accepted auditing principles in Norway, including ISAs, we exercise professional judgment and maintain professional scepticism throughout the audit. We also

- ▶ identify and assess the risks of material misstatement of the financial statements, whether due to fraud or error, design and perform audit procedures responsive to those risks, and obtain audit evidence that is sufficient and appropriate to provide a basis for our opinion. The risk of not detecting a material misstatement resulting from fraud is higher than for one resulting from error, as fraud may involve collusion, forgery, intentional omissions, misrepresentations, or the override of internal control;
- ▶ obtain an understanding of internal control relevant to the audit in order to design audit procedures that are appropriate in the circumstances, but not for the purpose of expressing an opinion on the effectiveness of the Company's internal control;
- ▶ evaluate the appropriateness of accounting policies used and the reasonableness of accounting estimates and related disclosures made by management;
- ▶ conclude on the appropriateness of management's use of the going concern basis of accounting and, based on the audit evidence obtained, whether a material uncertainty exists related to events or conditions that may cast significant doubt on the Company's ability to continue as a going concern. If we conclude that a material uncertainty exists, we are required to draw attention in our auditor's report to the related disclosures in the financial statements or, if such disclosures are inadequate, to modify our opinion. Our conclusions are based on the audit evidence obtained up to the date of our auditor's report. However, future events or conditions may cause the Company to cease to continue as a going concern;
- ▶ evaluate the overall presentation, structure and content of the financial statements, including the disclosures, and whether the financial statements represent the underlying transactions and events in a manner that achieves fair presentation.

We communicate with those charged with governance regarding, among other matters, the planned scope and timing of the audit and significant audit findings, including any significant deficiencies in internal control that we identify during our audit.

## Report on other legal and regulatory requirements

### Opinion on the Board of Directors' report

Based on our audit of the financial statements as described above, it is our opinion that the information presented in the Board of Directors' report concerning the financial statements, the going concern assumption and proposal for the allocation of the result is consistent with the financial statements and complies with the law and regulations.

Independent auditor's report - CSL Norway AS

A member firm of Ernst & Young Global Limited

Perneo Dokumentnr: 1FCSV-K7T40-14BTB-XMQA3-GWU36-XUHOX



### Opinion on registration and documentation

Based on our audit of the financial statements as described above, and control procedures we have considered necessary in accordance with the International Standard on Assurance Engagements (ISAE) 3000, *Assurance Engagements Other than Audits or Reviews of Historical Financial Information*, it is our opinion that management has fulfilled its duty to ensure that the Company's accounting information is properly recorded and documented as required by law and bookkeeping standards and practices accepted in Norway.

Bergen, 23 September 2021  
ERNST & YOUNG AS

*The auditor's report is signed electronically*

Trine Hansen Bjerkvik  
State Authorised Public Accountant (Norway)

Penneo Dokumentnøkkel: 1FCSV-K7T40-14BTB-XMQA3-GWU36-XUHQK



# PENNEO

Signaturene i dette dokumentet er juridisk bindende. Dokument signert med "Penneo™ - sikker digital signatur".  
De signerende parter sin identitet er registrert, og er listet nedenfor.

"Med min signatur bekrefter jeg alle datoer og innholdet i dette dokument."

## TRINE HANSEN BJERKVIK

Statsautorisert revisor

På vegne av: Ernst & Young AS

Serienummer: 9578-5990-4-2269617

IP: 51.174.xxx.xxx

2021-09-23 18:56:57 UTC



Penneo Dokumentnøkkel: 1FCSV-K7T40-T4BTB-XMQA3-GWUJ36-XUHQK

Dokumentet er signert digitalt, med **Penneo.com**. Alle digitale signatur-data i dokumentet er sikret og validert av den datamaskin-utregnede hash-verdien av det opprinnelige dokument. Dokumentet er låst og tids-stemplet med et sertifikat fra en betrodd tredjepart. All kryptografisk bevis er integrert i denne PDF, for fremtidig validering (hvis nødvendig).

### Hvordan bekrefter at dette dokumentet er originalen?

Dokumentet er beskyttet av ett Adobe CDS sertifikat. Når du åpner dokumentet i

Adobe Reader, skal du kunne se at dokumentet er sertifisert av **Penneo e-signature service <penneo@penneo.com>**. Dette garanterer at innholdet i dokumentet ikke har blitt endret.

Det er lett å kontrollere de kryptografiske beviser som er lokalisert inne i dokumentet, med Penneo validator - <https://penneo.com/validate>



**REGISTERED NUMBER: 996 334 732 (Norway)**

**CSL NORWAY AS**

**REPORT OF THE DIRECTORS AND**

**FINANCIAL STATEMENTS FOR THE YEAR ENDED 31 MARCH 2021**



CSL NORWAY AS (REGISTERED NUMBER: 996 334 732)

**CONTENTS**  
**FOR THE YEAR ENDED 31 MARCH 2021**

---

|   |                |
|---|----------------|
| <b>COMPANY INFORMATION</b>                | <b>1</b>       |
| <b>REPORT OF THE DIRECTORS</b>            | <b>2</b>       |
| <b>REPORT OF THE INDEPENDENT AUDITORS</b> | <b>5</b>       |
| <b>INCOME STATEMENT</b>                   | <b>8</b>       |
| <b>STATEMENT OF FINANCIAL POSITION</b>    | <b>9</b>       |
| <b>STATEMENT OF CASHFLOWS</b>             | <b>10</b>      |
| <b>NOTES TO THE FINANCIAL STATEMENTS</b>  | <b>11 - 26</b> |



CSL NORWAY AS

COMPANY INFORMATION  
FOR THE YEAR ENDED 31 MARCH 2021

---

|                          |   |
|--------------------------|---|
| <b>DIRECTORS</b>         | H A Sandvik<br>A Stikholmen<br>J Hansen   |
| <b>REGISTERED OFFICE</b> | Grønamyrvegen 6<br>5353 Straume<br>Norway   |
| <b>REGISTERED NUMBER</b> | 996 334 732 (Norway)  |
| <b>AUDITORS</b>          | Ernst & Young AS<br>Thormohlens gate 53 D, 5008<br>Bergen<br>Postboks 6163 Postterminalen<br>NO-5892 Bergen |



CSL NORWAY AS (REGISTERED NUMBER: 996 334 732)

**REPORT OF THE DIRECTORS  
FOR THE YEAR ENDED 31 MARCH 2021**

---

The directors present their report with the financial statements of the company for the year ended 31 March 2021.

**PRINCIPAL ACTIVITY**

The principal activity of the company from when it commenced trading has been that of the operation of seagoing vessels. The focus of the company's business is predominantly on industrial shipping in the North Sea and Norwegian Sea. The company's business is performed from an office located near to Bergen, Norway, and the company is renting premises with the following address: Grønamyrvegen 6, 5353 Straume, Norway.

**REVIEW OF BUSINESS**

**Developments**

There have been no significant developments in the year.

**Principal risks and uncertainties**

The directors have overall responsibility for the establishment and oversight of the company's risk management framework. The directors identify and analyse the risks faced by the company, set appropriate risk limits, implement controls and continually monitor the risks and the adherence to acceptable risks. Risk management policies and systems are reviewed regularly to reflect changing market conditions and company activities. There are no material uncertainties that threaten the going concern assumption and therefore the financial statements have been prepared on the going concern basis.

**Results for the year under review**

The directors are pleased with the company's trading performance in the year, with the company achieving profits of €1.9 million and generating strong cash flows. The company finished the year with cash reserves of €0.2 million and net assets of €2.5 million. The company's results are reflected in detail in the financial statements.

**Expected developments**

As a result of the company's long-term contracts with industrial partners, and a cost-efficient operation, the company expects to fair reasonably well during any economic downturn that may arise from COVID-19. A strong result is therefore also expected for the following year.

**Subsequent events**

After the balance sheet date, there has been no major subsequent events to report.

**INFORMATION ON WORKING ENVIRONMENT**

The company promotes a safe working environment which is reflected in its injuries and accidents statistics (there were none in the year). The company also promotes equality in its workforce which will become a more significant corporate objective should staff numbers increase in the future. The company believes in equal rights and opportunities for men and women in the work place, but the shipping industry is traditionally male dominated and in the current small team women are somewhat underrepresented. The company's policy on equality follows that of its ultimate parent company, with the group having a diverse workforce in terms of age, cultural background, ethnicity, religion, gender and sexual orientation.



CSL NORWAY AS (REGISTERED NUMBER: 996 334 732)

**REPORT OF THE DIRECTORS - continued  
FOR THE YEAR ENDED 31 MARCH 2021**

---

**INFORMATION ON ECOLOGICAL ENVIRONMENTAL POLICY**

CSL Norway AS's environmental policy is set by its ultimate parent company. The protection of the environment is a fundamental corporate objective, inseparable from the group's long-term economic growth. As a leader in marine transportation, the group is committed to fulfilling the raw materials transportation needs of both the industry and the community in an economical manner and in harmony with the environment. It is the group's policy to comply with and, where possible, surpass environmental legislation and to fully support, if not lead, the marine industry's sustainable development initiatives. This is achieved by implementing strict internal environmental standards that at least equal or surpass generally accepted practices of the shipping industry, an industry which is already recognised not only as a cost effective transportation mode, but one that is second to none in commercial transportation with regards to environmental performance. The group will continue to take active measures to reduce its impact on the environment as well as its consumption of energy and natural resources per unit transported.

**ALLOCATION OF THE RESULT**

The company's profit in the year was €1,920,404. There were dividends €3,500,000 distributed in the year ended 31 March 2021 leaving retained earnings of €2,520,119 at 31 March 2021.

**DIRECTORS**

The directors shown below have all held office during the period from 1 April 2020 to the date of this report:

H A Sandvik

A Stikholmen

J Hansen

**STATEMENT OF DIRECTORS' RESPONSIBILITIES**

The directors are responsible for preparing the Report of the Directors and the financial statements in accordance with applicable law and regulations.

Company law requires the directors to prepare financial statements for each financial year. Under that law the directors have elected to prepare the financial statements in accordance with the Norwegian Accounting Act and accounting standards and practices generally accepted in Norway. Under company law the directors must not approve the financial statements unless they are satisfied that they give a true and fair view of the state of the affairs of the company and of the profit or loss for that period. In preparing these financial statements, the directors are required

- select suitable accounting policies and then apply them consistently;
- make judgements and accounting estimates that are reasonable and prudent;
- state that the financial statements comply with relevant accounting standards;
- prepare the financial statements on the going concern basis unless it is inappropriate to presume that the company will continue in business.

The directors are responsible for keeping adequate accounting records that are sufficient to show and explain the company's transactions and disclose with reasonable accuracy at any time the financial position of the company. They are also responsible for safeguarding the assets of the company and hence for taking reasonable steps for the prevention and detection of fraud and other irregularities.



CSL NORWAY AS (REGISTERED NUMBER: 996 334 732)

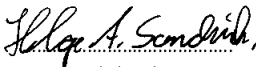
REPORT OF THE DIRECTORS - continued  
FOR THE YEAR ENDED 31 MARCH 2021

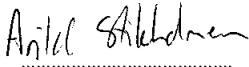
---

**STATEMENT AS TO DISCLOSURE OF INFORMATION TO AUDITORS**

So far as the directors are aware, there is no relevant audit information of which the company's auditors are unaware, and each director has taken all the steps necessary that he ought to have taken as director in order to make himself aware of any relevant audit information and to establish that the company's auditors are aware of that information.

Board of Directors of CSL Norway AS

  
H A Sandvik - Chairman

  
A Stikholmen - Board Member

  
J Hansen - Board Member

Date: 22 September 2021



Statsautoriserte revisorer  
Ernst & Young AS

Thormøhlens gate 53 D, NO-5006 Bergen  
Postboks 6163, NO-5892 Bergen

Foretaksregisteret: NO 976 389 387 MVA  
Tlf: +47 24 00 24 00

www.ey.no  
Medlemmer av Den norske revisorforening

## INDEPENDENT AUDITOR'S REPORT

To the Annual Shareholders' Meeting of CSL Norway AS

### Report on the audit of the financial statements

#### Opinion

We have audited the financial statements of CSL Norway AS, which comprise the statement of financial positions as at 31 March 2021, the income statement and statements of cash flows for the year then ended and notes to the financial statements, including a summary of significant accounting policies.

In our opinion, the financial statements have been prepared in accordance with laws and regulations and present fairly, in all material respects, the financial position of the Company as at 31 March 2021 and its financial performance and cash flows for the year then ended in accordance with the Norwegian Accounting Act and accounting standards and practices generally accepted in Norway.

#### Basis for opinion

We conducted our audit in accordance with laws, regulations, and auditing standards and practices generally accepted in Norway, including International Standards on Auditing (ISAs). Our responsibilities under those standards are further described in the *Auditor's responsibilities for the audit of the financial statements* section of our report. We are independent of the Company in accordance with the ethical requirements that are relevant to our audit of the financial statements in Norway, and we have fulfilled our ethical responsibilities as required by law and regulations. We have also complied with our other ethical obligations in accordance with these requirements. We believe that the audit evidence we have obtained is sufficient and appropriate to provide a basis for our opinion.

#### Other information

Other information consists of the information included in the Company's annual report other than the financial statements and our auditor's report thereon. The Board of Directors (management) are responsible for the other information. Our opinion on the audit of the financial statements does not cover the other information, and we do not express any form of assurance conclusion thereon.

In connection with our audit of the financial statements, our responsibility is to read the other information, and, in doing so, consider whether the other information is materially inconsistent with the financial statements or our knowledge obtained in the audit, or otherwise appears to be materially misstated. If, based on the work we have performed, we conclude that there is a material misstatement of this other information, we are required to report that fact. We have nothing to report in this regard.

#### Responsibilities of management for the financial statements

Management is responsible for the preparation and fair presentation of the financial statements in accordance with the Norwegian Accounting Act and accounting standards and practices generally accepted in Norway, and for such internal control as management determines is necessary to enable the preparation of financial statements that are free from material misstatement, whether due to fraud or error.

In preparing the financial statements, management is responsible for assessing the Company's ability to continue as a going concern, disclosing, as applicable, matters related to going concern and using the going concern basis of accounting, unless management either intends to liquidate the Company or to cease operations, or has no realistic alternative but to do so.



Building a better  
working world

2

## Auditor's responsibilities for the audit of the financial statements

Our objectives are to obtain reasonable assurance about whether the financial statements as a whole are free from material misstatement, whether due to fraud or error, and to issue an auditor's report that includes our opinion. Reasonable assurance is a high level of assurance, but is not a guarantee that an audit conducted in accordance with laws, regulations, and auditing standards and practices generally accepted in Norway, including International Standards on Auditing (ISAs) will always detect a material misstatement when it exists. Misstatements can arise from fraud or error and are considered material if, individually or in the aggregate, they could reasonably be expected to influence the economic decisions of users taken on the basis of these financial statements.

As part of an audit in accordance with law, regulations and generally accepted auditing principles in Norway, including ISAs, we exercise professional judgment and maintain professional scepticism throughout the audit. We also

- ▶ identify and assess the risks of material misstatement of the financial statements, whether due to fraud or error, design and perform audit procedures responsive to those risks, and obtain audit evidence that is sufficient and appropriate to provide a basis for our opinion. The risk of not detecting a material misstatement resulting from fraud is higher than for one resulting from error, as fraud may involve collusion, forgery, intentional omissions, misrepresentations, or the override of internal control;
- ▶ obtain an understanding of internal control relevant to the audit in order to design audit procedures that are appropriate in the circumstances, but not for the purpose of expressing an opinion on the effectiveness of the Company's internal control;
- ▶ evaluate the appropriateness of accounting policies used and the reasonableness of accounting estimates and related disclosures made by management;
- ▶ conclude on the appropriateness of management's use of the going concern basis of accounting and, based on the audit evidence obtained, whether a material uncertainty exists related to events or conditions that may cast significant doubt on the Company's ability to continue as a going concern. If we conclude that a material uncertainty exists, we are required to draw attention in our auditor's report to the related disclosures in the financial statements or, if such disclosures are inadequate, to modify our opinion. Our conclusions are based on the audit evidence obtained up to the date of our auditor's report. However, future events or conditions may cause the Company to cease to continue as a going concern;
- ▶ evaluate the overall presentation, structure and content of the financial statements, including the disclosures, and whether the financial statements represent the underlying transactions and events in a manner that achieves fair presentation.

We communicate with those charged with governance regarding, among other matters, the planned scope and timing of the audit and significant audit findings, including any significant deficiencies in internal control that we identify during our audit.

## Report on other legal and regulatory requirements

### Opinion on the Board of Directors' report

Based on our audit of the financial statements as described above, it is our opinion that the information presented in the Board of Directors' report concerning the financial statements, the going concern assumption and proposal for the allocation of the result is consistent with the financial statements and complies with the law and regulations.

Independent auditor's report - CSL Norway AS

A member firm of Ernst & Young Global Limited

Per memo Dokumentnr: 1FCSV-K7T40-14BTB-XMQA3-GWU36-XUHQK



### Opinion on registration and documentation

Based on our audit of the financial statements as described above, and control procedures we have considered necessary in accordance with the International Standard on Assurance Engagements (ISAE) 3000, *Assurance Engagements Other than Audits or Reviews of Historical Financial Information*, it is our opinion that management has fulfilled its duty to ensure that the Company's accounting information is properly recorded and documented as required by law and bookkeeping standards and practices accepted in Norway.

Bergen, 23 September 2021  
ERNST & YOUNG AS

*The auditor's report is signed electronically*

Trine Hansen Bjerkvik  
State Authorised Public Accountant (Norway)

Penneo Dokumentnøkkel: 1FCSV-K7T4O-T4BTB-XMQA3-GWUJ36-XUHQK



# PENNEO

Signaturene i dette dokumentet er juridisk bindende. Dokument signert med "Penneo™ - sikker digital signatur".  
De signerende parter sin identitet er registrert, og er listet nedenfor.

"Med min signatur bekrefter jeg alle datoer og innholdet i dette dokument."

## TRINE HANSEN BJERKVIK

Statsautorisert revisor

På vegne av: Ernst & Young AS

Serienummer: 9578-5990-4-2269617

IP: 51.174.xxx.xxx

2021-09-23 18:56:57 UTC



Penneo Dokumentnøkkel: 1FCSV-K7T4O-T4BTB-XMQA3-GWUJ36-XUHQK

Dokumentet er signert digitalt, med **Penneo.com**. Alle digitale signatur-data i dokumentet er sikret og validert av den datamaskin-utregnede hash-verdien av det opprinnelige dokument. Dokumentet er låst og tids-stemplet med et sertifikat fra en betrodd tredjepart. All kryptografisk bevis er integrert i denne PDF, for fremtidig validering (hvis nødvendig).

### Hvordan bekrefter at dette dokumentet er originalen?

Dokumentet er beskyttet av ett Adobe CDS sertifikat. Når du åpner dokumentet i

Adobe Reader, skal du kunne se at dokumentet er sertifisert av **Penneo e-signature service <penneo@penneo.com>**. Dette garanterer at innholdet i dokumentet ikke har blitt endret.

Det er lett å kontrollere de kryptografiske beviser som er lokalisert inne i dokumentet, med Penneo validator - <https://penneo.com/validate>



CSL NORWAY AS (REGISTERED NUMBER: 996 334 732)

INCOME STATEMENT  
FOR THE YEAR ENDED 31 MARCH 2021

|                                       |              | 01 April 2020<br>to<br>31 March 2021<br>€ | 01 April 2019<br>to<br>31 March 2020<br>€ |
|---------------------------------------|--------------|---|---|
|                                       | <b>NOTES</b> |   |   |
| Hire and freight revenue              | 4            | 19,526,480                                | 23,778,013                                |
| Voyage expenses and commissions       |              | <u>(6,461,267)</u>                        | <u>(9,029,349)</u>                        |
| <b>GROSS PROFIT</b>                   |              | 13,065,213                                | 14,748,664                                |
| Other operating income                | 19           | 154,695                                   | 155,830                                   |
| Vessel operating expenses             |              | (10,495,592)                              | (12,215,123)                              |
| Wages and salaries                    | 5            | (441,826)                                 | (462,817)                                 |
| Depreciation and amortisation charges | 10           | (1,561)                                   | (7,620)                                   |
| Administrative expenses               |              | <u>(353,606)</u>                          | <u>(446,675)</u>                          |
| <b>OPERATING PROFIT</b>               |              | 1,927,323                                 | 1,772,259                                 |
| Finance costs                         | 6            | (432)                                     | (10,857)                                  |
| Finance income                        | 7            | 1,939                                     | 296                                       |
| <b>PROFIT BEFORE INCOME TAX</b>       |              | 1,928,830                                 | 1,761,698                                 |
| Income tax                            | 9            | <u>(8,426)</u>                            | <u>(9,371)</u>                            |
| <b>PROFIT FOR THE YEAR</b>            |              | <u>1,920,404</u>                          | <u>1,752,327</u>                          |

The notes form part of these financial statements




CSL NORWAY AS (REGISTERED NUMBER: 996 334 732)

STATEMENT OF FINANCIAL POSITION  
31 MARCH 2021

|                                     | NOTES | 2021<br>€        | 2020<br>€        |
|-------------------------------------|-------|------------------|------------------|
| <b>ASSETS</b>                       |       |                  |                  |
| <b>NON-CURRENT ASSETS</b>           |       |                  |                  |
| Property, plant and equipment       | 10    | 1,590            | 3,151            |
| Investments                         | 11    | 155,789          | 1,366,667        |
|                                     |       | <u>157,379</u>   | <u>1,369,818</u> |
| <b>CURRENT ASSETS</b>               |       |                  |                  |
| Inventories                         | 12    | 650,280          | 154,885          |
| Earned, uninvoyed revenue           |       | 329,131          | 130,122          |
| Trade receivables                   | 13    | 1,332,101        | 686,028          |
| Other receivables                   |       | 710,084          | 440,027          |
| Intercompany                        |       | 2,268,355        | 171,351          |
| Cash and cash equivalents           | 14    | 210,289          | 3,193,384        |
|                                     |       | <u>5,500,240</u> | <u>4,775,797</u> |
| <b>TOTAL ASSETS</b>                 |       | <u>5,657,619</u> | <u>6,145,615</u> |
| <b>EQUITY AND LIABILITIES</b>       |       |                  |                  |
| <b>EQUITY</b>                       |       |                  |                  |
| Share capital                       |       | 15,805           | 15,805           |
| Retained earnings                   |       | 2,520,119        | 4,099,715        |
| <b>TOTAL EQUITY</b>                 | 16    | <u>2,535,924</u> | <u>4,115,520</u> |
| <b>LIABILITIES</b>                  |       |                  |                  |
| <b>CURRENT LIABILITIES</b>          |       |                  |                  |
| Trade payables                      | 17    | 936,338          | 1,310,887        |
| Other payables                      |       | 1,308,303        | 675,631          |
| Intercompany                        |       | 583,623          | 30,776           |
| Prepayment from customer            |       | 282,300          | 1,422            |
| Income tax payable                  |       | 11,131           | 11,379           |
|                                     |       | <u>3,121,695</u> | <u>2,030,095</u> |
| <b>TOTAL LIABILITIES</b>            |       | <u>3,121,695</u> | <u>2,030,095</u> |
| <b>TOTAL EQUITY AND LIABILITIES</b> |       | <u>5,657,619</u> | <u>6,145,615</u> |

The financial statements were approved by the Board of Directors on 22 September 2021 and were signed on its behalf by

  
H A Sandvik - Chairman

  
A Stikholmen - Board Member

  
J Hansen - Board Member

The notes form part of these financial statements



CSL NORWAY AS (REGISTERED NUMBER: 996 334 732)

STATEMENT OF CASHFLOWS  
FOR THE YEAR ENDED 31 MARCH 2021

|   |       | 01 April 2020<br>to<br>31 March 2021<br>€ | 01 April 2019<br>to<br>31 March 2020<br>€ |
|---|-------|---|---|
|   | NOTES |   |   |
| <b>Operating activities</b>   |       |   |   |
| Profit before tax   |       | 1,928,830                                 | 1,761,698                                 |
| Non-cash adjustments to reconcile profit before tax to net cash flows |       |   |   |
| Depreciation of tangible assets                                       | 10    | 1,561                                     | 1,685                                     |
| Amortisation of intangible assets                                     |       | -   | 5,935                                     |
| Finance costs   | 6     | 432                                       | 10,857                                    |
| Finance income  | 7     | (1,939)                                   | (296)                                     |
| Working capital adjustments   |       |   |   |
| (Increase) / decrease in inventories                                  |       | (495,395)                                 | 195,091                                   |
| (Increase) / decrease in contract assets                              |       | (199,009)                                 | 152,749                                   |
| (Increase) / decrease in trade and other receivables                  |       | (916,130)                                 | 426,690                                   |
| Increase / (decrease) in trade and other payables                     |       | 258,123                                   | (76,631)                                  |
| (Decrease) / increase in prepayment from customer                     |       | 280,878                                   | (3,650)                                   |
|   |       | 857,351                                   | 2,474,128                                 |
| Income tax paid   |       | (8,674)                                   | (8,877)                                   |
| <b>Net cash flows from operating activities</b>                       |       | <b>848,677</b>                            | <b>2,465,251</b>                          |
| <b>Investing activities</b>   |       |   |   |
| Purchase of property, plant and equipment                             | 10    | -   | (898)                                     |
| Purchase of fixed asset investment                                    | 11    | -   | -   |
| <b>Net cash flows used in investing activities</b>                    |       | <b>-</b>                                  | <b>(898)</b>                              |
| <b>Financing activities</b>   |       |   |   |
| Funds provided to group companies                                     |       | (1,544,157)                               | (1,064,120)                               |
| Proceeds from return of capital invested                              | 12    | 1,210,878                                 | -   |
| Interest paid   |       | (432)                                     | (10,857)                                  |
| Interest received   |       | 1,939                                     | 296                                       |
| Dividends paid to parent company                                      | 16    | (3,500,000)                               | -   |
| <b>Net cash flows used in financing activities</b>                    |       | <b>(3,831,772)</b>                        | <b>(1,074,681)</b>                        |
| Net increase in cash and cash equivalents                             |       | (2,983,095)                               | 1,389,672                                 |
| Cash and cash equivalents at start of year                            |       | 3,193,384                                 | 1,803,712                                 |
| <b>Cash and cash equivalents at end of year</b>                       | 14    | <b>210,289</b>                            | <b>3,193,384</b>                          |

The notes form part of these financial statements



CSL NORWAY AS (REGISTERED NUMBER: 996 334 732)

## NOTES TO THE FINANCIAL STATEMENTS FOR THE YEAR ENDED 31 MARCH 2021

### 1 CORPORATE INFORMATION

The financial statements of the company for the year ended 31 March 2021 were authorised for issue in accordance with a resolution of the directors on 22 September 2021. The company is a limited company incorporated and domiciled in Norway.

The principal activity of the company from when it commenced trading has been that of the operation of seagoing vessels. The focus of the company's business is predominantly on industrial shipping in the North Sea and Norwegian Sea. The company's registration number is 996 334 732 and the registered office is located at Grønamyrvægen 6, 5353 Straume, Norway.

#### 2.1 BASIS OF PREPARATION

CSL Norway has from 1 April 2019 prepared its financial statement in accordance with Norwegian Accounting Act and generally accepted accounting principles in Norway (NGAAP).

#### 2.2 SUMMARY OF SIGNIFICANT ACCOUNTING POLICIES

##### a) Foreign currency translation

The functional and presentational currency of the company is the Euro because the company's vessels operate within the European shipping markets and the majority of transactions and cash flows are denominated in Euros.

Transactions denominated in currencies other than the Euro are translated at the rate of exchange prevailing at the date of the transaction.

Monetary assets and liabilities denominated in currencies other than the Euro are translated at the rates of exchange prevailing at the balance sheet date. Non-monetary assets and liabilities denominated in currencies other than the Euro are translated at the rates of exchange prevailing at the date of the transaction with no subsequent retranslation.

Exchange gains and losses arising from the translation of currencies other than the Euro are included in the income statement.

##### b) Revenue recognition

Revenue is recognised to the extent that it is probable that the economic benefits will flow to the company and the revenue can be reliably measured, regardless of when the payment is being made. Revenue is measured at the fair value of the consideration received or receivable, taking into account contractually defined terms of payment and excluding taxes or duty. The company assesses its revenue arrangements against specific criteria to determine if it is acting as principal or agent. The company has concluded that it is acting as a principal in all of its revenue arrangements. The specific recognition criteria described below must also be met before revenue is recognised.



CSL NORWAY AS (REGISTERED NUMBER: 996 334 732)

NOTES TO THE FINANCIAL STATEMENTS - continued  
FOR THE YEAR ENDED 31 MARCH 2021

---

## 2.2 SUMMARY OF SIGNIFICANT ACCOUNTING POLICIES - continued

### b) Revenue recognition - continued

#### *Contracts of Affreightment*

Freight and bunker revenue are recognised overtime based on the voyage percentage completion. The voyage is deemed to end when the discharging operation concludes, and the voyage is deemed to commence when the vessel arrives at the load port and tenders the Notice of Readiness (NOR).

Demurrage income, included in revenues from operations, is the revenue earned when loading and discharging time exceeds the stipulated time in the voyage charter. Demurrage income is measured in accordance with the provisions of the respective charter agreements and the circumstances under which demurrage claims arise. Deadfreight income, if any, is recorded when earned.

#### *Time Charter Contracts*

Charter revenue is recorded by reference to the number of days operating under the contract and the daily hire rate.

### c) Taxes

#### *Current income tax*

Current income tax assets and liabilities for the current year are measured at the amount expected to be recovered from or paid to the taxation authorities. The tax rates and tax laws used to compute the amount are those that are enacted or substantively enacted, at the reporting date in the countries where the company operates and generates taxable income.

Current income tax relating to items recognised directly in equity is recognised in equity and not in the income statement. Management periodically evaluates positions taken in the tax returns with respect to situations in which applicable tax regulations are subject to interpretation and establishes provisions where appropriate.

The company was within the tonnage taxation regime for the entire period from when trading commenced to the date that these financial statements were approved. The company's income tax liability has therefore been calculated by reference to the Norwegian tonnage taxation regulations. The shipping profits of the company were not subject to standard Norwegian Corporation tax.

#### *Deferred tax*

When at the reporting date there exist temporary differences between the tax bases of assets and liabilities and their carrying amounts for financial reporting purposes, deferred tax will be provided using the liability method.



CSL NORWAY AS (REGISTERED NUMBER: 996 334 732)

NOTES TO THE FINANCIAL STATEMENTS - continued  
FOR THE YEAR ENDED 31 MARCH 2021

---

## 2.2 SUMMARY OF SIGNIFICANT ACCOUNTING POLICIES - continued

### c) Taxes - continued

#### *Sales tax*

Revenues, expenses and assets are recognised net of the amount of sales tax except when the sales tax incurred on a purchase of assets or services is not recoverable from the taxation authority, in which case the sales tax is recognised as part of the cost of acquisition of the asset or as part of the expense item, as applicable. A further exception to this is are those receivables and payables that are stated with the amount of sales tax included.

The net amount of sales tax recoverable from, or payable to, the taxation authority is included as part of receivables or payables in the statement of financial position.

### d) Property, plant and equipment

Property, plant and equipment is stated at cost, net of accumulated depreciation and/or accumulated impairment losses, if any. Depreciation is provided at the following annual rates in order to write off each asset over its estimated useful life:

Fixtures and fittings                      - straight line over 3 and 5 years

### e) Leases

The determination of whether an arrangement is, or contains, a lease is based on the substance of the arrangement at inception date, whether fulfilment of the arrangement is dependent on the use of a specific asset or assets or the arrangement conveys a right to use the asset, even if that right is not explicitly specified in an arrangement.

#### *Company as a lessee*

The company has determined that it does not have any finance leases. Operating lease payments are recognised as an operating expense in the income statement on a straight-line basis over the lease term.

### f) Intangible assets

Intangible assets acquired separately are measured on initial recognition at cost. The cost of intangible assets acquired in a business combination are their fair value as at the date of acquisition. Following initial recognition, intangible assets are carried at cost less any accumulated amortisation and accumulated impairment losses, if any.

Intangible assets, which have all been assessed as having finite lives, are amortised over the useful economic life and assessed for impairment whenever there is an indication that the intangible asset may be impaired.



CSL NORWAY AS (REGISTERED NUMBER: 996 334 732)

NOTES TO THE FINANCIAL STATEMENTS - continued  
FOR THE YEAR ENDED 31 MARCH 2021

## 2.2 SUMMARY OF SIGNIFICANT ACCOUNTING POLICIES - continued

The amortisation period and the amortisation method for an intangible asset with a finite useful life is reviewed at least at the end of each reporting period. Changes in the expected useful life or the expected pattern of consumption of future economic benefits embodied in the asset is accounted for by changing the amortisation period or method, as appropriate, and are treated as changes in accounting estimates. The amortisation expense on intangible assets with finite lives is recognised in the income statement in the expense category consistent with the function of the intangible assets.

Gains or losses arising from derecognition of an intangible asset are measured as the difference between the net disposal proceeds and the carrying amount of the asset and are recognised in the income statement when the asset is derecognised.

Amortisation is provided at the following annual rates in order to write off each asset over its estimated useful life:

|                        |   |
|------------------------|---|
| Customer contracts     | - straight line over the length of the contract (8 years)   |
| Customer relationships | - straight line over the length of the relationship, estimated as being a multiple of the contract length |

### g) Fixed asset investments

Fixed asset investments are stated at cost less any accumulated impairment losses.

### h) Trade receivables

Trade receivables are stated net of provisions for bad and doubtful debt, if appropriate. Trade receivables are assessed at the end of each reporting period and provisions are based on management's evaluation of expected future recoverability of the receivables. When estimating expected credit loss, the company takes into consideration historical loss experience, information about current conditions and expectations for future development.

### i) Contract assets and liabilities

#### *Earned, uninvoiced revenue*

Earned, uninvoiced revenue are recognised revenue for freight services arising on voyages that have not yet been invoiced, usually because the voyage has yet to be completed. Earned, uninvoiced revenues are reclassified to trade receivables once the freight service has been invoiced to the customer, which would normally take place immediately following voyage completion.

#### *Prepayment from customer*

Prepayment from customers are recognised when a revenue invoice has been issued and recorded which represents a value that is in excess of the value generated vis-à-vis the relative completion stage of the associated voyage.

### j) Inventories

Inventories are stated at the lower of cost, determined on a weighted average basis, and net realisable value. Net realisable value is assessed based on the estimated revenue generated from the voyages less the estimated voyage operating costs and expenses. Inventories consist of bunkers (fuel) and inventory consumption is included in voyage expenses.



CSL NORWAY AS (REGISTERED NUMBER: 996 334 732)

NOTES TO THE FINANCIAL STATEMENTS - continued  
FOR THE YEAR ENDED 31 MARCH 2021

---

## 2.2 SUMMARY OF SIGNIFICANT ACCOUNTING POLICIES - continued

### k) Cash and short-term deposits

Cash and short-term deposits in the statement of financial position comprise cash at banks and on hand and short-term deposits with a maturity of three months or less.

For the purpose of the statement of cash flows, cash and cash equivalents consist of cash and short-term deposits as defined above, net of outstanding bank overdrafts.

### l) Employee benefit costs

The company operates a defined contribution pension scheme in accordance with Norwegian requirements for a Mandatory Company Pension (OTP). Contributions to the company's pension scheme are charged to the income statement in the period to which they relate.

## 3 SIGNIFICANT ACCOUNTING JUDGEMENTS, ESTIMATES AND ASSUMPTIONS

The preparation of the company's financial statements requires management to make judgements, estimates and assumptions that affect the reported amounts of revenues, expenses, assets and liabilities, and the disclosure of contingent liabilities, at the end of the reporting period. However, uncertainty about these assumptions and estimates could result in outcomes that require a material adjustment to the carrying amount of the asset or liability affected in future periods.

The key judgements, estimates and assumptions that have the most significant impact on the amounts recognised in the financial statements, are the following:

#### *Intangible assets*

The company estimates the useful lives of intangible assets based on industry practices and professional judgement. The useful lives of intangible assets have been estimated as being 8 years and all fully amortised during the previous year.

#### *Impairment of non-financial assets*

An impairment exists when the carrying value of an asset or cash generating unit exceeds its recoverable amount, which is the higher of its fair value less costs to sell and its value in use. The fair value less costs to sell calculation is based on available data from binding sales transactions in arm's length transactions of similar assets or observable market prices less incremental costs for disposing of the asset. The value in use calculation is based on a discounted cash flow model. The cash flows are derived from the budget for the next five years and do not include restructuring activities that the company is not yet committed to or significant future investments that will enhance the asset's performance of the cash generating unit being tested. The recoverable amount is most sensitive to the discount rate used for the discounted cash flow model as well as the expected future cash-inflows and the growth rate used for extrapolation purposes.



CSL NORWAY AS (REGISTERED NUMBER: 996 334 732)

NOTES TO THE FINANCIAL STATEMENTS - continued  
FOR THE YEAR ENDED 31 MARCH 2021

4 SEGMENT INFORMATION

|  | 01 April 2020<br>to<br>31 March 2021 | 01 April 2019<br>to<br>31 March 2020 |
|--|--------------------------------------|--------------------------------------|
|  | €                                    | €                                    |
| <b>By business area</b>  |                                      |                                      |
| Freight revenue  | 19,145,364                           | 20,648,610                           |
| Bunker revenue   | 182,458                              | 2,038,312                            |
| Charter revenue  | 198,658                              | 1,091,091                            |
|  | <u>19,526,480</u>                    | <u>23,778,013</u>                    |
| <b>Geographical distribution (basis customers' country of incorporation)</b> | €                                    | €                                    |
| Norway   | 8,390,137                            | 15,594,467                           |
| Denmark  | 9,786,893                            | 6,481,378                            |
| Other European countries   | 1,349,450                            | 1,702,168                            |
|  | <u>19,526,480</u>                    | <u>23,778,013</u>                    |

5 EMPLOYEES AND DIRECTORS

Wages and salaries, including those of the directors, during the year were as follows:

|                       | 01 April 2020<br>to<br>31 March 2021 | 01 April 2019<br>to<br>31 March 2020 |
|-----------------------|--------------------------------------|--------------------------------------|
|                       | €                                    | €                                    |
| Wages and salaries    | 371,238                              | 388,715                              |
| Social security costs | 47,974                               | 46,980                               |
| Other pension costs   | 22,614                               | 27,122                               |
|                       | <u>441,826</u>                       | <u>462,817</u>                       |

During the year there was an average of 1 employee (excluding directors), all employed in a technical, commercial or administrative capacity (2020 - 1). In addition there was an average of 3 directors during the year (2020 - 3). All employees and salaried directors, of which there was two in the current and prior year, are included in a bonus scheme whereby an annual payment is made to individuals with the amount based on personal performance, financial performance of the division and financial performance of the group. Bonus schemes are not in operation between the company and non-executive directors. No loans or guarantees have been given to directors.

|                                  | 01 April 2020<br>to<br>31 March 2021 | 01 April 2019<br>to<br>31 March 2020 |
|----------------------------------|--------------------------------------|--------------------------------------|
|                                  | €                                    | €                                    |
| Directors' remuneration          | 285,517                              | 298,861                              |
| Directors' social security costs | 36,226                               | 39,505                               |
| Directors' pension costs         | 17,392                               | 20,860                               |
|                                  | <u>339,135</u>                       | <u>359,226</u>                       |



CSL NORWAY AS (REGISTERED NUMBER: 996 334 732)

NOTES TO THE FINANCIAL STATEMENTS - continued  
FOR THE YEAR ENDED 31 MARCH 2021

| <b>6 FINANCE COSTS</b>  |  | <b>01 April 2020</b> | <b>01 April 2019</b> |
|---|--|----------------------|----------------------|
|   |  | <b>to</b>            | <b>to</b>            |
|   |  | <b>31 March 2021</b> | <b>31 March 2020</b> |
|   |  | <b>€</b>             | <b>€</b>             |
| Other interest  |  | 432                  | 10,857               |
|   |  | <u>432</u>           | <u>10,857</u>        |
| <b>7 FINANCE INCOME</b>   |  | <b>01 April 2020</b> | <b>01 April 2019</b> |
|   |  | <b>to</b>            | <b>to</b>            |
|   |  | <b>31 March 2021</b> | <b>31 March 2020</b> |
|   |  | <b>€</b>             | <b>€</b>             |
| Other interest  |  | 1,939                | 296                  |
|   |  | <u>1,939</u>         | <u>296</u>           |
| <b>8 PROFIT BEFORE INCOME TAX</b>                                   |  |                      |                      |
| The profit before income tax is stated after charging / (crediting) |  |                      |                      |
|   |  | <b>01 April 2020</b> | <b>01 April 2019</b> |
|   |  | <b>to</b>            | <b>to</b>            |
|   |  | <b>31 March 2021</b> | <b>31 March 2020</b> |
|   |  | <b>€</b>             | <b>€</b>             |
| Cost of inventories recognised as an expense                        |  | 3,677,009            | 5,899,717            |
| Other operating leases  |  | 14,295               | 27,619               |
| Depreciation and amortisation                                       |  | 1,561                | 7,620                |
| Auditors' remuneration (excluding VAT)                              |  | 24,782               | 18,082               |
| Auditors' remuneration in respect of tax consultancy services       |  | 11,971               | 6,604                |
| Foreign currency loss   |  | 87,833               | 149,892              |
|   |  | <u>3,807,450</u>     | <u>6,119,345</u>     |
| <b>9 INCOME TAX</b>   |  |                      |                      |
| <b>Analysis of the tax charge</b>                                   |  |                      |                      |
|   |  | <b>01 April 2020</b> | <b>01 April 2019</b> |
|   |  | <b>to</b>            | <b>to</b>            |
|   |  | <b>31 March 2021</b> | <b>31 March 2020</b> |
|   |  | <b>€</b>             | <b>€</b>             |
| <i>Current income tax:</i>  |  |                      |                      |
| Norwegian Corporation tax   |  | 6,066                | 6,985                |
| Overseas tax  |  | 388                  | 414                  |
| Prior year under provision  |  | 1,972                | 1,972                |
|   |  | <u>8,426</u>         | <u>9,371</u>         |
| Total income tax expense reported in the income statement           |  | <u>8,426</u>         | <u>9,371</u>         |



CSL NORWAY AS (REGISTERED NUMBER: 996 334 732)

NOTES TO THE FINANCIAL STATEMENTS - continued  
FOR THE YEAR ENDED 31 MARCH 2021

## 9 INCOME TAX - continued

### Factors affecting the tax charge for the year

The tax assessed for the period is lower than the standard rate of Corporation tax in Norway. The difference is explained below.

|  | €                | €                |
|--|------------------|------------------|
| Profit on ordinary activities before tax   | <u>1,928,830</u> | <u>1,761,698</u> |
| Profit on ordinary activities multiplied by the standard rate of Corporation tax in Norway of 22% (2020 - 22%) | 424,343          | 387,574          |
| Effects of:  |                  |                  |
| Profits subject to tonnage tax   | (424,343)        | (387,574)        |
| Tonnage tax liability  | 6,066            | 6,985            |
| Overseas tax   | 388              | 414              |
| Prior year under provision   | <u>1,972</u>     | <u>1,972</u>     |
| Total income tax   | <u>8,426</u>     | <u>9,371</u>     |

The company was within the tonnage taxation regime in the current and prior year. The company's shipping profits were therefore not subject to standard Norwegian Corporation tax.

## 10 PROPERTY, PLANT AND EQUIPMENT

|                       | Fixtures and fittings<br>€ | Total<br>€   |
|-----------------------|----------------------------|--------------|
| <b>COST</b>           |                            |              |
| At 1 April 2020       | 6,705                      | 6,705        |
| Additions             | -                          | -            |
| At 31 March 2021      | <u>6,705</u>               | <u>6,705</u> |
| <b>DEPRECIATION</b>   |                            |              |
| At 1 April 2020       | 3,554                      | 3,554        |
| Charge for year       | <u>1,561</u>               | <u>1,561</u> |
| At 31 March 2021      | <u>5,115</u>               | <u>5,115</u> |
| <b>NET BOOK VALUE</b> |                            |              |
| At 31 March 2021      | <u>1,590</u>               | <u>1,590</u> |
| At 31 March 2020      | <u>3,151</u>               | <u>3,151</u> |



CSL NORWAY AS (REGISTERED NUMBER: 996 334 732)

NOTES TO THE FINANCIAL STATEMENTS - continued  
FOR THE YEAR ENDED 31 MARCH 2021

## 11 INVESTMENTS

|                                  | 2021           | 2020             |
|----------------------------------|----------------|------------------|
|                                  | €              | €                |
| Shares in fixed asset investment | <u>155,789</u> | <u>1,366,667</u> |

During the year, Tecumseh LP, a vessel owning company returned major part of it's paid in capital leaving included in the above is an amount of €155,788 (2020 - €1,366,666). Also included in the above is €1 relating to a separate vessel owning partnership.

## 12 INVENTORIES

|                | 2021           | 2020           |
|----------------|----------------|----------------|
|                | €              | €              |
| Bunkers (fuel) | <u>650,280</u> | <u>154,885</u> |

The amounts expensed during the year are disclosed in note 8.

## 13 TRADE AND OTHER RECEIVABLES

|                                    | 2021             | 2020             |
|------------------------------------|------------------|------------------|
|                                    | €                | €                |
| Trade receivables                  | 1,332,101        | 686,028          |
| Other receivables                  | 644,091          | 377,944          |
| Prepayments                        | 65,993           | 62,083           |
| Due from group companies (note 19) | <u>2,268,355</u> | <u>171,351</u>   |
|                                    | <u>4,310,540</u> | <u>1,297,406</u> |

All receivables are due within one year.

## 14 CASH AND CASH EQUIVALENTS

|                           | 2021           | 2020             |
|---------------------------|----------------|------------------|
|                           | €              | €                |
| Cash at banks and on hand | <u>210,289</u> | <u>3,193,384</u> |

Cash at banks earns interest at floating rates based on daily bank deposit rates. Included in the above amount are balances of €18,835 (2020 - €16,302) and €19,955 (2020 - €17,542) which are held in locked accounts for the purposes of payroll taxes and a rent deposit respectively.



## CSL NORWAY AS (REGISTERED NUMBER: 996 334 732)

### NOTES TO THE FINANCIAL STATEMENTS - continued FOR THE YEAR ENDED 31 MARCH 2021

#### 15 ISSUED CAPITAL AND RESERVES

| Ordinary shares issued and fully paid | Nominal value | Number     | €             |
|---------------------------------------|---------------|------------|---------------|
| At 31 March 2020 and 31 March 2021    | NOK 1,250     | <u>100</u> | <u>15,805</u> |

100% of the issued shares are owned by the immediate parent company (see note 20).

|                                 | Share capital<br>€ | Retained earnings<br>€ | Total equity<br>€ |
|---------------------------------|--------------------|------------------------|-------------------|
| Balance at 1 April 2020         | 15,805             | 4,099,715              | 4,115,520         |
| <b>Changes in equity</b>        |                    |                        |                   |
| Profit for the year             | -                  | 1,920,404              | 1,920,404         |
| Dividends paid to parent        | -                  | (3,500,000)            | (3,500,000)       |
| <b>Balance at 31 March 2021</b> | <u>15,805</u>      | <u>2,520,119</u>       | <u>2,535,924</u>  |

|                                 | Share capital<br>€ | Retained earnings<br>€ | Total equity<br>€ |
|---------------------------------|--------------------|------------------------|-------------------|
| Balance at 1 April 2019         | 15,805             | 2,347,388              | 2,363,193         |
| <b>Changes in equity</b>        |                    |                        |                   |
| Profit for the year             | -                  | 1,752,327              | 1,752,327         |
| Dividends paid to parent        | -                  | -                      | -                 |
| <b>Balance at 31 March 2020</b> | <u>15,805</u>      | <u>4,099,715</u>       | <u>4,115,520</u>  |

#### 16 DIVIDENDS PAID AND PROPOSED

|   | 2021<br>€        | 2020<br>€ |
|---|------------------|-----------|
| Dividends on ordinary shares declared and paid during the year: |                  |           |
| Interim dividend of €10,000 per share                           | 1,500,000        | -         |
| Interim dividend of €10,000 per share                           | 2,000,000        | -         |
|   | <u>3,500,000</u> | <u>-</u>  |



## CSL NORWAY AS (REGISTERED NUMBER: 996 334 732)

### NOTES TO THE FINANCIAL STATEMENTS - continued FOR THE YEAR ENDED 31 MARCH 2021

#### 17 TRADE AND OTHER PAYABLES

|                                  | 2021             | 2020             |
|----------------------------------|------------------|------------------|
|                                  | €                | €                |
| Trade payables                   | 936,338          | 1,310,887        |
| Value added tax                  | 13,062           | 113,466          |
| Other taxes and social security  | 16,107           | 16,032           |
| Accruals                         | 1,279,134        | 546,133          |
| Due to group companies (note 19) | 583,623          | 30,776           |
|                                  | <u>2,828,264</u> | <u>2,017,294</u> |

#### 18 OPERATING LEASE COMMITMENTS

The company has entered into a commercial lease on its head office. There are no restrictions placed upon the company by entering into this lease. In addition, the company has entered into time charter agreements to lease vessels as and when required; there is no annual commitment associated with these agreements.

Future minimum rentals payable under non-cancellable operating leases as at 31 March are as follows:

|                 | 2021          | 2020          |
|-----------------|---------------|---------------|
|                 | €             | €             |
| Within one year | <u>12,824</u> | <u>11,200</u> |
|                 | <u>12,824</u> | <u>11,200</u> |

#### 19 RELATED PARTY DISCLOSURES

At 31 March the company had the following amounts due from related parties (note 13):

|                                    | 2021             | 2020           |
|------------------------------------|------------------|----------------|
|                                    | €                | €              |
| CSL Europe Limited                 | 61,176           | 149,225        |
| CSL Norse Holdings AS              | 24,141           | 3,836          |
| CSL International Ltd.             | 16,245           | 18,094         |
| Hull 2227 Shipping Ltd.            | -                | 196            |
| CSL Marine Eur (cash pooling loan) | 2,166,793        | -              |
|                                    | <u>2,268,355</u> | <u>171,351</u> |



CSL NORWAY AS (REGISTERED NUMBER: 996 334 732)

NOTES TO THE FINANCIAL STATEMENTS - continued  
FOR THE YEAR ENDED 31 MARCH 2021

**19 RELATED PARTY DISCLOSURES - continued**

At 31 March the company had the following amounts due to related parties (note 17):

|                           | 2021           | 2020          |
|---------------------------|----------------|---------------|
|                           | €              | €             |
| The CSL Group Inc.        | 72,893         | 29,280        |
| Hull 2227 Shipping Ltd.   | 507,093        | -             |
| CSL Australia Pty Limited | 3,637          | 1,496         |
|                           | <u>583,623</u> | <u>30,776</u> |

The above balances have all resulted from recharges of costs incurred and the transfer of funds for the purposes of short term cash management; the balances are repayable on demand and interest is not charged on the balances.

In addition to the above balances is an amount of €752,700 (2020 - €1,008,385) included in trade payables owed to CSL Europe Limited. These balances have resulted from transactions occurring during the normal course of trade.

During the year, the company time chartered in vessels from CSL Europe Limited and Hull 2227 Shipping Ltd. for a total cost of €9,271,683 (2020 - €10,301,550) and €986,328 (2020 - €654,414) respectively.

During the year, the company was charged the following fees in relation to the provision of management and administrative services by related parties:

|                           | 2021           | 2020           |
|---------------------------|----------------|----------------|
|                           | €              | €              |
| CSL Europe Limited        | 69,609         | 84,068         |
| The CSL Group Inc.        | 60,021         | 52,443         |
| CSL International Ltd.    | 6,932          | 4,733          |
| CSL Australia Pty Limited | 3,637          | 1,496          |
|                           | <u>140,200</u> | <u>142,740</u> |

During the year, the company charged the following fees in relation to the provision of management and administrative services to related parties:

|                        | 2021           | 2020           |
|------------------------|----------------|----------------|
|                        | €              | €              |
| CSL Europe Limited     | 128,601        | 129,544        |
| CSL Norse Holdings AS  | 2,917          | 2,938          |
| CSL International Ltd. | 23,178         | 23,348         |
|                        | <u>154,695</u> | <u>155,830</u> |

CSL Norway AS, CSL Norse Holdings AS, CSL Europe Limited, CSL International Ltd., CSL Australia Pty Limited and Hull 2227 Shipping Ltd. are all related to each other by virtue of being subsidiaries of The CSL Group Inc.



CSL NORWAY AS (REGISTERED NUMBER: 996 334 732)

NOTES TO THE FINANCIAL STATEMENTS - continued  
FOR THE YEAR ENDED 31 MARCH 2021

---

## 20 ULTIMATE PARENT COMPANY

The immediate parent undertaking of this company is CSL Europe Limited, a company registered in The United Kingdom. The ultimate controlling parent company is The CSL Group Inc. which is registered in Canada.

## 21 FINANCIAL RISK MANAGEMENT OBJECTIVES AND POLICIES

The company's principal financial liabilities comprise related party loans and borrowings, trade payables and other payables. The main purpose of these financial liabilities is to finance the company's operations. The company has related party receivables, trade and other receivables, and cash deposits that arrive directly from its operations.

The company is exposed to market risk, credit risk and liquidity risk.

The company's senior management oversees the management of these risks. The company's senior management is supported by the ultimate parent company's financial risk committee that advises on financial risks and the appropriate financial risk governance framework for the group.

The financial risk committee provides assurance to the company's senior management that the company's financial risk-taking activities are governed by appropriate policies and procedures and that financial risks are identified, measured and managed in accordance with group policies and group risk appetite. All derivative activities for risk management purposes are carried out by specialist teams that have the appropriate skills, experience and supervision. It is the company and group's policy that no trading in derivatives for speculative purposes shall be undertaken.

The Board of Directors reviews and agrees policies for managing each of these risks which are summarised below.

### **Market risk**

Market risk is the risk that the fair value of future cash flows of a financial instrument will fluctuate because of changes in market prices. Market prices comprise three primary types of risk: interest rate risk, currency risk and commodity price risk.

#### Interest rate risk

Interest rate risk is the risk that the fair value or future cash flows of a financial instrument will fluctuate because of changes in market interest rates. The company's exposure to the risk of changes in market interest rates is minimal as the company's only borrowings are that of a long term related party loan with a fixed rate of interest.

#### Foreign currency risk

Foreign currency risk is the risk that the fair value or future cash flows of a financial instrument will fluctuate because of changes in foreign exchange rates. The company's exposure to the risk of changes in foreign exchange rates relates primarily to the company's operating activities (when revenue or expense is denominated in a different currency from the company's functional currency).



CSL NORWAY AS (REGISTERED NUMBER: 996 334 732)

NOTES TO THE FINANCIAL STATEMENTS - continued  
FOR THE YEAR ENDED 31 MARCH 2021

21 FINANCIAL RISK MANAGEMENT OBJECTIVES AND POLICIES - continued

Foreign currency risk - continued

The company has mitigated its foreign currency risk in respect of Norwegian Kroner by entering into forward purchase transactions to sell Euros in exchange for Norwegian Kroner at a fixed rate. At the balance sheet date, the company has applied accounting policy to book losses when they are realised.

| <u>Date of maturity</u> | <u>MtM rate as at 31.03.21</u> | <u>Sell - Euro</u> | <u>Settlement rate</u> | <u>Buy -NOK</u>  | <u>FX Gain/loss - Euro</u> |
|-------------------------|--------------------------------|--------------------|------------------------|------------------|----------------------------|
| 06/04/2021              | 10.0202                        | 163,064            | 10.732                 | 1,750,000        | 11,583                     |
| 03/05/2021              | 10.0202                        | 163,015            | 10.735                 | 1,750,000        | 11,632                     |
| 07/06/2021              | 10.0202                        | 162,965            | 10.739                 | 1,750,000        | 11,682                     |
|                         |                                | <u>489,044</u>     |                        | <u>5,250,000</u> | <u>34,896</u>              |

The following table demonstrates the sensitivity to a reasonably possible change in the Norwegian Kroner exchange rates, with all other variables held constant. The impact on the company's profit before tax is due to changes in the fair value of monetary assets and liabilities. The company's exposure to foreign currency changes for all other currencies is not material.

|                       | <u>Change in rate</u> | <u>Effect on profit before tax</u><br>€ |
|-----------------------|-----------------------|---|
| Norwegian Kroner rate | +10%                  | 21,029                                  |
| Norwegian Kroner rate | -10%                  | (21,029)                                |

Foreign currency risk is the risk that the fair value or future cash flows of a financial instrument will fluctuate because of changes in foreign exchange rates. The company's exposure to the risk of changes in foreign exchange rates relates primarily to the company's operating activities (when revenue or expense is denominated in a different currency from the company's functional currency), specifically in relation to US dollar costs.

Commodity price risk

The company is affected by the volatility of certain commodities, in particular that of bunkers (fuel) which is an intrinsic component of the company's operating costs. This commodity price risk has been mitigated by the bunker clause written into customer contracts whereby the cost to the company of bunkers is capped.

**Credit risk**

Credit risk is the risk that a counterparty will not meet its obligations under a financial instrument or customer contract, leading to a financial loss. The company is exposed to credit risk from its operating activities (primarily for trade receivables) and from its financing activities, including deposits with banks and financial institutions, foreign exchange transactions and other financial instruments.



CSL NORWAY AS (REGISTERED NUMBER: 996 334 732)

NOTES TO THE FINANCIAL STATEMENTS - continued  
FOR THE YEAR ENDED 31 MARCH 2021

## 21 FINANCIAL RISK MANAGEMENT OBJECTIVES AND POLICIES - continued

### Credit risk - continued

#### Trade receivables

The company's exposure to customer credit risk is influenced primarily by the individual characteristics of each customer. Credit quality of the customer is assessed based on an extensive credit rating scorecard and individual credit limits are defined in accordance with this assessment. Outstanding customer receivables are regularly monitored. At 31 March 2021, the company's trade receivables balance comprised 4 different customers, with the largest balance comprising 65% of the total.

The requirement for an impairment is analysed at each reporting date on an individual basis for major customers. No impairment was considered necessary at 31 March 2021. The ageing of trade receivables at the reporting date was as follows:

|                   | Not due   | 1 - 30 days<br>past due<br>date | 31 - 60 days<br>past due<br>date | Total     |
|-------------------|-----------|---------------------------------|----------------------------------|-----------|
|                   | €         | €                               | €                                | €         |
| Trade receivables | 1,285,076 | 28,193                          | 18,832                           | 1,332,101 |

#### Financial instruments and cash deposits

Credit risk from balances with banks and financial institutions is managed by the ultimate parent company's treasury department in accordance with the group's policy. The company's maximum exposure to credit risk at 31 March 2021 is the carrying amounts as illustrated in the statement of financial position.

### Liquidity risk

The company monitors its risk to a shortage of funds using a recurring liquidity planning tool.

The company's objective is to maintain positive bank balances. To help achieve this objective, the company is able to draw down on available funds from group companies to alleviate any short term cash flow deficits.

The table below summarises the maturity profile of the company's financial liabilities based on contractual undiscounted payments.

|                                 | On demand | < 1 year | 1 to 5 years | Total     |
|---------------------------------|-----------|----------|--------------|-----------|
|                                 | €         | €        | €            | €         |
| Trade and other payables        | 2,244,641 | -        | -            | 2,244,641 |
| Tax liability                   | -         | 11,131   | -            | 11,131    |
| Amounts owed to group companies | 583,623   | -        | -            | 583,623   |
|                                 | 2,828,264 | 11,131   | -            | 2,839,395 |



CSL NORWAY AS (REGISTERED NUMBER: 996 334 732)

TRADING INCOME STATEMENT  
FOR THE YEAR ENDED 31 MARCH 2021

---

**21 FINANCIAL RISK MANAGEMENT OBJECTIVES AND POLICIES - continued**

**Liquidity risk - continued**

Capital management

Capital includes equity attributable to the equity holders of the ultimate parent company.

The primary objective of the company's capital management is to ensure that it maintains a strong credit rating and healthy capital ratios to support its business and maximise shareholder value.

The company manages its capital structure and makes adjustments to it in light of changes in economic conditions. To maintain or adjust the capital structure, the company may adjust the dividend payment to shareholders, return capital to shareholders or issue new shares.

**22 Subsequent events**

After the balance sheet date, there has been no major subsequent events to report.



## CSL NORWAY AS (REGISTERED NUMBER: 996 334 732)

### TRADING INCOME STATEMENT FOR THE YEAR ENDED 31 MARCH 2021

|  | 01 April 2020<br>to<br>31 March 2021<br>€ | 01 April 2019<br>to<br>31 March 2020<br>€ |
|--|---|---|
| <b>REVENUE</b>                             |   |   |
| Freight revenue                            | 19,145,364                                | 20,648,610                                |
| Bunker revenue                             | 182,458                                   | 2,038,312                                 |
| Charter revenue                            | 198,658                                   | 1,091,091                                 |
|  | <u>19,526,480</u>                         | <u>23,778,013</u>                         |
| <b>COST OF SALES</b>                       |   |   |
| <b>Voyage expenses</b>                     |   |   |
| Trade and handling costs                   | 2,784,258                                 | 3,129,632                                 |
| Bunker (fuel) costs                        | 3,677,009                                 | 5,899,717                                 |
|  | <u>6,461,267</u>                          | <u>9,029,349</u>                          |
| <b>GROSS PROFIT</b>                        | 13,065,213                                | 14,748,664                                |
| <b>Other operating income</b>              |   |   |
| Management fees                            | 154,695                                   | 155,830                                   |
| <b>Vessel operating expenses</b>           |   |   |
| Timecharter expense                        | <u>10,495,592</u>                         | <u>12,215,123</u>                         |
| <b>Depreciation and amortisation</b>       |   |   |
| Property, plant and equipment depreciation | 1,561                                     | 1,685                                     |
| Amortisation of intangibles                | -   | 5,935                                     |
|  | <u>1,561</u>                              | <u>7,620</u>                              |
| <b>Wages and salaries</b>                  |   |   |
| Directors' fees                            | 285,517                                   | 298,861                                   |
| Staff wages and salaries                   | 85,721                                    | 89,854                                    |
| Employers National Insurance contributions | 47,974                                    | 46,980                                    |
| Pension costs                              | 22,614                                    | 27,122                                    |
|  | <u>441,826</u>                            | <u>462,817</u>                            |
| <b>Administrative expenses</b>             |   |   |
| Travel and subsistence                     | 803                                       | 20,415                                    |
| Staff development                          | 7,347                                     | 11,790                                    |
| Office operations                          | 27,638                                    | 35,231                                    |
| Professional services                      | 43,786                                    | 34,398                                    |
| Audit fees                                 | 24,782                                    | 18,082                                    |
| Advertising and promotion                  | 7,657                                     | 14,798                                    |
| Communications                             | 8,993                                     | 11,637                                    |
| Sundry expenses                            | 154                                       | 203                                       |
| Bank charges                               | 4,414                                     | 7,489                                     |
| Management fees                            | 140,199                                   | 142,740                                   |
| Foreign currency loss                      | 87,833                                    | 149,892                                   |
|  | <u>353,606</u>                            | <u>446,675</u>                            |

This page does not form part of the financial statements



CSL NORWAY AS (REGISTERED NUMBER: 996 334 732)

TRADING INCOME STATEMENT - continued  
FOR THE YEAR ENDED 31 MARCH 2021

---

|                                 | 01 April 2020<br>to<br>31 March 2021<br>€ | 01 April 2019<br>to<br>31 March 2020<br>€ |
|---------------------------------|---|---|
| <b>OPERATING PROFIT</b>         | 1,927,323                                 | 1,772,259                                 |
| Finance costs                   | (432)                                     | (10,857)                                  |
| Finance income                  | 1,939                                     | 296                                       |
| <b>PROFIT BEFORE INCOME TAX</b> | <u>1,928,830</u>                          | <u>1,761,698</u>                          |

---

This page does not form part of the financial statements



**Skattedirektoratet**

|  |                               |                             |
|--|-------------------------------|-----------------------------|
| Saksbehandler<br>Torstein Kinden Helleland | Deres dato<br>06.01.2011      | Vår dato<br>12.01.2012      |
| Telefon<br>22078139                        | Deres referanse<br>#3246518/2 | Vår referanse<br>2012/24052 |

BUGGE ARENTZ-HANSEN & RASMUSSEN  
Postboks 1524 VIKA  
0117 OSLO

**Tillatelse til å utarbeide årsregnskap og årsberetning på engelsk språk for  
CSL Norway AS, org. nr. 996 334 732**

Det vises til deres brev av 6. januar 2012 der det søkes om dispensasjon fra kravet til å utarbeide årsregnskap og årsberetning på norsk språk for CSL Norway AS.

Skattedirektoratet gir på bakgrunn av en konkret helhetsvurdering CSL Norway AS dispensasjon fra kravet til å utarbeide årsregnskap og årsberetning på norsk språk, jf. regnskapsloven § 3-4 tredje ledd.

Dispensasjonen forutsetter at opplysningene som vedtaket baserer seg på ikke endres vesentlig.

**Bakgrunn**

CSL Norway AS er et heleid datterselskap av Canada Steamship Lines Cooperatief U.A. Canada Steamship Lines ("CSL") er et verdensomspennende konsern med datterselskaper i mange land. CSL sitt hovedkvarter ligger i Canada. Konsernets primære beskjeftigelse er sjøbefraktning av tørrlast. Dette er en internasjonal bransje der alle aktører behersker og benytter engelsk språk. Konsernet er engelskspråklig og utarbeider sine regnskapsdokumenter på engelsk, blant annet av konsolideringshensyn. Arbeidsspråket i selskapet er også engelsk. En norsk oversettelse vil kun ha til formål å oppfylle regnskapslovens språkkrav.

**Skattedirektoratets vurdering**

Etter regnskapsloven § 3-4 tredje ledd skal "årsregnskapet og årsberetningen ... være på norsk. Departementet kan ved ... enkeltvedtak bestemme at årsregnskapet og/eller årsberetningen kan være på et annet språk."

I Ot. prp. nr. 42 (1997-1998) Om lov om årsregnskap m.v., er det uttalt følgende om regnskapslovens formål, jf. pkt. 1.1:

*"Regjeringen har som siktemål at regnskapsloven skal bidra til informative regnskaper for ulike grupper av regnskapsbrukere. Regnskapsbrukerne er dels investorer og kreditorer som tilfører kapital til foretakene, og dels andre grupper som har interesse av å vite hvordan foretaket drives, f.eks. de ansatte og lokalsamfunnet. Informasjonen til kapitalmarkedet skal gi grunnlag for riktig prising av finansielle objekter. Riktig prisdannelse på aksjer er en forutsetning for at ressursbruken i samfunnsøkonomien skal*

|   |  |  |
|---|--|--|
| Postadresse<br>Postboks 9200 Grønland<br>0134 Oslo  | Besøksadresse<br>Se <a href="http://www.skatteetaten.no">www.skatteetaten.no</a><br>Org. nr: 996250318 | Sentralbord<br>800 80 000<br>Telefaks<br>22 17 08 60 |
| For elektronisk henvendelse se <a href="http://www.skatteetaten.no">www.skatteetaten.no</a> |  |  |



*bli best mulig. Gode regnskaper vil også gjøre det vanskeligere for markedsdeltakere å ta ut spekulasjonsgevinster med basis i skjevt fordelt informasjon.”*

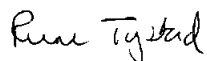
Det fremgår således at et av hovedformålene med regnskapsloven er å bidra til “*informative regnskaper for ulike grupper av regnskapsbrukere*”. Regnskapsbrukere vil omfatte, jf. uttalelsen i proposisjonen, blant andre investorer, kreditorer, ansatte og lokalsamfunnet.

Det er etter Skattedirektoratets vurdering derfor avgjørende ved vurdering av om dispensasjon fra kravet til å utarbeide årsregnskap og/eller årsberetning på norsk, at det ikke foreligger mulige brukere av regnskapsinformasjon som blir vesentlig berørt negativt ved en eventuell dispensasjon.

Det er særlig hensynet til brukerne av regnskapsinformasjon som skal vurderes ved en dispensasjonssøknad. I denne vurderingen har Skattedirektoratet lagt særlig vekt på at selskapet er et heleid datterselskap til et kanadisk selskap. Eierkretsen er således begrenset. Selskapets arbeidsspråk er engelsk og all kommunikasjon skjer på engelsk. Selskapet driver virksomhet i en internasjonal bransje der alle aktører behersker og benytter engelsk språk. Videre er det vektlagt at konsernet er engelskspråklig og utarbeider sine regnskapsdokumenter på engelsk bl.a. av konsolideringshensyn.

Vennligst oppgi vår referanse ved henvendelser i anledning saken.

Med hilsen

  
Rune Tystad  
seniorrådgiver  
Rettsavdelingen, foretaksskatt  
Skattedirektoratet

  
Torstein Kinden Helleland