



## ÅRSREGNSKAPET FOR REGNSKAPSÅRET 2022 - GENERELL INFORMASJON

### Enheten

Organisasjonsnummer:	815 672 852
Organisasjonsform:	Aksjeselskap
Foretaksnavn:	HAV ENERGY HOLDING AS
Forretningsadresse:	Jåttåvågveien 7 4020 STAVANGER

### Regnskapsår

Årsregnskapets periode:	01.01.2022 - 31.12.2022
-------------------------	-------------------------

### Konsern

Morselskap i konsern:	Ja
Konsernregnskap lagt ved:	Nei

### Regnskapsregler

Regler for små foretak benyttet:	Nei
Benyttet ved utarbeidelsen av årsregnskapet til selskapet:	Regnskapslovens alminnelige regler

### Årsregnskapet fastsatt av kompetent organ

Bekreftet av representant for selskapet:	Pål Magnus Reed
Dato for fastsettelse av årsregnskapet:	19.06.2023

### Grunnlag for avgivelse

År 2022: Årsregnskapet er elektronisk innlevert  
År 2021: Tall er hentet fra elektronisk innlevert årsregnskap fra 2022

*Det er ikke krav til at årsregnskapet m.v. som sendes til Regnskapsregisteret er undertegnet. Kontrollen på at dette er utført ligger hos revisor/enhetens øverste organ. Sikkerheten ivaretas ved at innsender har rolle/rettighet for innsending av årsregnskapet via Altinn, og ved at det bekreftes at årsregnskapet er fastsatt av kompetent organ.*

Brønnøysundregistrene, 20.06.2024



### Resultatregnskap

Beløp i: NOK	Note	2022	2021
<b>RESULTATREGNSKAP</b>			
<b>Kostnader</b>			
Other expenses	2	790 699	217 066
<b>Sum kostnader</b>		<b>790 699</b>	<b>217 066</b>
<b>Driftsresultat</b>		<b>-790 699</b>	<b>-217 066</b>
<b>Finansinntekter og finanskostnader</b>			
Renteinntekt fra foretak i samme konsern			13 629
Annen renteinntekt		1 746 134	
<b>Sum finansinntekter</b>		<b>1 746 134</b>	<b>13 629</b>
Write-downs of financial assets	3		-29 018 226
Rentekostnad til foretak i samme konsern			1 501
Annen rentekostnad			4 307
Other financial expenses		6 051 077	45 159
<b>Sum finanskostnader</b>		<b>6 051 077</b>	<b>-28 967 260</b>
<b>Netto finans</b>		<b>-4 304 943</b>	<b>28 980 889</b>
<b>Ordinært resultat før skattekostnad</b>		<b>-5 095 642</b>	<b>28 763 822</b>
Income tax expense	4		
<b>Ordinært resultat etter skattekostnad</b>		<b>-5 095 642</b>	<b>28 763 822</b>
<b>Årsresultat</b>		<b>-5 095 642</b>	<b>28 763 822</b>
<b>Årsresultat etter minoritetsinteresser</b>		<b>-5 095 642</b>	<b>28 763 822</b>
<b>Totalresultat</b>		<b>-5 095 642</b>	<b>28 763 822</b>
<b>Overføringer og disponeringer</b>			
To/from (-) other equity	5	-5 095 642	28 763 822
<b>Sum overføringer og disponeringer</b>		<b>-5 095 642</b>	<b>28 763 822</b>



### Balanse

Beløp i: NOK	Note	2022	2021
<b>BALANSE - EIENDELER</b>			
<b>Anleggsmidler</b>			
<b>Immaterielle eiendeler</b>			
<b>Finansielle anleggsmidler</b>			
Investering i datterselskap	3	2 652 344 313	1 552 966 627
<b>Sum finansielle anleggsmidler</b>		<b>2 652 344 313</b>	<b>1 552 966 627</b>
<b>Sum anleggsmidler</b>		<b>2 652 344 313</b>	<b>1 552 966 627</b>
<b>Omløpsmidler</b>			
<b>Varer</b>			
<b>Fordringer</b>			
Other short-term receivables		6 891	9 625
<b>Sum fordringer</b>		<b>6 891</b>	<b>9 625</b>
<b>Bankinnskudd, kontanter og lignende</b>			
Cash and cash equivalents		74 021 240	1 044 800
<b>Sum bankinnskudd, kontanter og lignende</b>		<b>74 021 240</b>	<b>1 044 800</b>
<b>Sum omløpsmidler</b>		<b>74 028 130</b>	<b>1 054 425</b>
<b>SUM EIENDELER</b>		<b>2 726 372 443</b>	<b>1 554 021 052</b>
<b>BALANSE - EGENKAPITAL OG GJELD</b>			
<b>Egenkapital</b>			
<b>Innskutt egenkapital</b>			
Share capital	5, 7	655 952	327 976
Overkurs	5	1 659 045 784	34 758 759
Annen innskutt egenkapital	5	1 042 429 157	1 489 615 000
<b>Sum innskutt egenkapital</b>		<b>2 702 130 892</b>	<b>1 524 701 735</b>
<b>Opptjent egenkapital</b>			



## Balanse

<b>Beløp i: NOK</b>	<b>Note</b>	<b>2022</b>	<b>2021</b>
Other equity	5	23 668 181	28 763 822
<b>Sum opptjent egenkapital</b>		<b>23 668 181</b>	<b>28 763 822</b>
<b>Sum egenkapital</b>		<b>2 725 799 073</b>	<b>1 553 465 558</b>
<b>Sum langsiktig gjeld</b>		<b>0</b>	<b>0</b>
<b>Kortsiktig gjeld</b>			
Leverandørgjeld		4 620	126 188
Other current liabilities		568 750	429 307
<b>Sum kortsiktig gjeld</b>		<b>573 370</b>	<b>555 494</b>
<b>Sum gjeld</b>		<b>573 370</b>	<b>555 494</b>
<b>SUM EGENKAPITAL OG GJELD</b>		<b>2 726 372 443</b>	<b>1 554 021 052</b>



## Brønnøysundregistrene

### ÅRSREGNSKAP FOR REGNSKAPSÅRET 2022 - GENERELL INFORMASJON

Journalnummer: 2023 689223

#### Enheten

Organisasjonsnummer: 815 672 852  
Organisasjonsform: Aksjeselskap  
Foretaksnavn: HAV ENERGY HOLDING AS  
Forretningsadresse: Jåttåvågveien 7  
4020 STAVANGER

#### Regnskapsår

Årsregnskapets periode: 01.01.2022 - 31.12.2022

#### Konsern

Morselskap i konsern: Ja  
Konsernregnskap lagt ved: Nei

#### Regnskapsregler

Regler for små foretak benyttet: Nei  
Benyttet ved utarbeidelsen av  
årsregnskapet til selskapet: Regnskapslovens alminnelige regler

#### Årsregnskapet fastsatt av kompetent organ

Bekreftet av representant for selskapet: Pål Magnus Reed  
Dato for fastsettelse av årsregnskapet: 19.06.2023

#### Revisjon

Årsregnskapet er utarbeidet av ekstern  
autorisert regnskapsfører: Ja  
Ekstern autorisert regnskapsfører har i  
løpet av regnskapsåret bistått ved den  
løpende regnskapsføringen eller utført  
andre tjenester for selskapet enn å  
utarbeide årsregnskapet: Ja

#### Grunnlag for avgivelse

År 2022: Årsregnskap er elektronisk innlevert.  
År 2021: Tall er hentet fra elektronisk innlevert årsregnskap fra 2022.

*Det er ikke krav til at årsregnskapet m.v. som sendes til Regnskapsregisteret er undertegnet. Kontrollen på at dette er utført ligger hos revisor/enhetens øverste organ. Sikkerheten ivaretas ved at innsender har rolle/rettighet for innsending av årsregnskapet via Altinn, og ved at det bekreftes at årsregnskapet er fastsatt av kompetent organ.*

Brønnøysundregistrene, 16.08.2023

---

Brønnøysundregistrene  
Postadresse: Postboks 900, 8910 Brønnøysund  
Telefon: 75 00 75 00  
E-post: firmapost@brreg.no Internett: www.brreg.no  
Organisasjonsnummer: 974 760 673



Organisasjonsnr: 815 672 852  
HAV ENERGY HOLDING AS

## RESULTATREGNSKAP

Beløp i: NOK	Note	2022	2021
<b>RESULTATREGNSKAP</b>			
<b>Kostnader</b>			
Other expenses	2	790 699	217 066
<b>Sum kostnader</b>		<b>790 699</b>	<b>217 066</b>
<b>Driftsresultat</b>		<b>-790 699</b>	<b>-217 066</b>
<b>Finansinntekter og finanskostnader</b>			
Renteinntekt fra foretak i samme konsern			13 629
Annen renteinntekt		1 746 134	
<b>Sum finansinntekter</b>		<b>1 746 134</b>	<b>13 629</b>
Write-downs of financial assets	3		-29 018 226
Rentekostnad til foretak i samme konsern			1 501
Annen rentekostnad			4 307
Other financial expenses		6 051 077	45 159
<b>Sum finanskostnader</b>		<b>6 051 077</b>	<b>-28 967 260</b>
<b>Netto finans</b>		<b>-4 304 943</b>	<b>28 980 889</b>
<b>Ordinært resultat før skattekostnad</b>		<b>-5 095 642</b>	<b>28 763 822</b>
Income tax expense	4		
<b>Ordinært resultat etter skattekostnad</b>		<b>-5 095 642</b>	<b>28 763 822</b>
<b>Årsresultat</b>		<b>-5 095 642</b>	<b>28 763 822</b>
<b>Årsresultat etter minoritetsinteresser</b>		<b>-5 095 642</b>	<b>28 763 822</b>
<b>Totalresultat</b>		<b>-5 095 642</b>	<b>28 763 822</b>
<b>Overføringer og disponeringer</b>			
To/from (-) other equity	5	-5 095 642	28 763 822
<b>Sum overføringer og disponeringer</b>		<b>-5 095 642</b>	<b>28 763 822</b>



Organisasjonsnr: 815 672 852  
HAV ENERGY HOLDING AS

## BALANSE

Beløp i: NOK Note 2022 2021

### BALANSE - EIENDELER

#### Anleggsmidler Immaterielle eiendeler

#### Finansielle anleggsmidler

Investering i datterselskap 3 2 652 344 313 1 552 966 627

Sum finansielle anleggsmidler 2 652 344 313 1 552 966 627

Sum anleggsmidler 2 652 344 313 1 552 966 627

#### Omløpsmidler

#### Varer

#### Fordringer

Other short-term receivables 6 891 9 625

Sum fordringer 6 891 9 625

#### Bankinnskudd, kontanter og lignende

Cash and cash equivalents 74 021 240 1 044 800

Sum bankinnskudd, kontanter og lignende 74 021 240 1 044 800

Sum omløpsmidler 74 028 130 1 054 425

SUM EIENDELER 2 726 372 443 1 554 021 052

### BALANSE - EGENKAPITAL OG GJELD

#### Egenkapital

#### Innskutt egenkapital

Share capital 5, 7 655 952 327 976

Overkurs 5 1 659 045 784 34 758 759

Annen innskutt egenkapital 5 1 042 429 157 1 489 615 000

Sum innskutt egenkapital 2 702 130 892 1 524 701 735

#### Opptjent egenkapital

Other equity 5 23 668 181 28 763 822

Sum opptjent egenkapital 23 668 181 28 763 822

Sum egenkapital 2 725 799 073 1 553 465 558

Sum langsiktig gjeld 0 0

#### Kortsiktig gjeld



Leverandørgjeld	4 620	126 188
Other current liabilities	568 750	429 307
<b>Sum kortsiktig gjeld</b>	<b>573 370</b>	<b>555 494</b>
<b>Sum gjeld</b>	<b>573 370</b>	<b>555 494</b>
<b>SUM EGENKAPITAL OG GJELD</b>	<b>2 726 372 443</b>	<b>1 554 021 052</b>



Organisasjonsnr: 815 672 852  
HAY ENERGY HOLDING AS

NOTEOPPLYSNINGER - SELSKAP - alle poster oppgitt i hele tall

Note  
0

Antall årsverk i regnskapsåret  
0.00

Sum Beløp

Balanseført verdi 31.12. Varige driftsmidler Immaterielle eiend.

**Konsernregnskap**

Morselskapet sitt navn

Forretningskontor for morselskapet

Begrunnelse for at datterselskap er utelatt fra konsolideringen

Samlet beløp - tilknyttet selskap Årets Fjorårets

Samlet beløp - foretak i samme konsern Årets Fjorårets

Samlet beløp - foretak i samme konsern Årets Fjorårets

Samlet beløp - felles kontrollert virksomhet Årets Fjorårets

Pantstillelse Beløp

Beholdning av egne aksjer Antall Pålydende Andel av aksjek.



Admincontrol

## List of Signatures Page 1/1

### Hav Energy Holding AS - Financial statements 2022.pdf

Name	Method	Signed at
Reed, Pål Magnus	BANKID	2023-06-22 06:16 GMT+02
Ertvaag, Ole	BANKID_MOBILE	2023-06-19 10:23 GMT+02
Bjørge, Ole Henrik	BANKID_MOBILE	2023-06-16 12:55 GMT+02
Solstad, Jan Harald	BANKID_MOBILE	2023-06-16 10:35 GMT+02
Lundby, Maren Sleire	BANKID_MOBILE	2023-06-16 08:42 GMT+02



This file is sealed with a digital signature. The seal is a guarantee for the authenticity of the document.  
External reference: 6E4A6A6DA25D465094ACF4A06C32A9D0



**Financial Statements**

**2022**

**Hav Energy Holding AS**

**Org.no.:815 672 852**



This file is sealed with a digital signature.  
The seal is a guarantee for the authenticity  
of the document.

Document ID:  
6E4A6A6DA25D465094ACF4A06C32A9D0



## Hav Energy Holding AS

### Board of Directors' report

#### Introduction

Hav Energy Holding AS (the "Company") with reg.no 815 672 852 is an Norwegian investment company based in Stavanger.

#### Financial results

Net result in 2022 was NOK -5 095 642 compared to a result of NOK 28 763 822 in 2021. Allocation of this years' loss is transferred to other equity. Equity ratio as of 31.12.2022 is 99.98 %.

#### Share capital and shareholders

HV VII Invest Juliet AS is the sole shareholder of the Company, holding 100% of the shares.

#### Employees and the working environment

The Company has no employees. The board consists of four men and the CEO of the company is a woman. The board has not found it necessary to take special actions with regard to equal opportunities.

#### Directors & Officers Insurance

The Company has a Directors & Officers Insurance in place which covers liability for financial loss of third parties due to neglect, error or omissions from any directors, officers or employees of the Company in their capacity of such position. The insurance does not cover damage to persons or property.

#### Environmental issues

The Company's operations do not pollute the environment.

#### Statement related to the Transparency Act

The Company is continuously monitoring its potential negative impacts related to fundamental human rights and decent working conditions. A statement related to its social responsibilities in accordance with the Transparency Act will be made available at [www.hitecvision.com](http://www.hitecvision.com) within 30 June 2023.

#### Going concern

In accordance with the Accounting Act § 3-3a, we confirm that the financial statements have been prepared under the assumption of going concern.

Stavanger, 16.06.2023  
The board of Hav Energy Holding AS

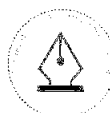
\_\_\_\_\_  
Pål Magnus Reed  
Chair of the board

\_\_\_\_\_  
Ole Ertvaag  
Board member

\_\_\_\_\_  
Ole Henrik Bjørge  
Board member

\_\_\_\_\_  
Jan Harald Solstad  
Board member

\_\_\_\_\_  
Maren Sleire Lundby  
General Manager



This file is sealed with a digital signature.  
The seal is a guarantee for the authenticity  
of the document.

Document ID:  
6E4A6A6DA25D465094ACF4A06C32A9D0



<b>Revenue statement</b>			
<b>Hav Energy Holding AS</b>			
<b>Operating income and operating expenses (NOK)</b>	<b>Note</b>	<b>2022</b>	<b>2021</b>
Other expenses	2	790 699	217 066
<b>Total expenses</b>		<b>790 699</b>	<b>217 066</b>
<b>Operating profit</b>		<b>-790 699</b>	<b>-217 066</b>
<b>Financial income and expenses</b>			
Interest income from group companies		0	13 629
Other interest income		1 746 134	0
Write-downs of financial assets	3	0	-29 018 226
Interest expense to group companies		0	1 501
Other interest expenses		0	4 307
Other financial expenses		6 051 077	45 159
<b>Net financial items</b>		<b>-4 304 943</b>	<b>28 980 889</b>
<b>Net profit (-loss) before tax</b>		<b>-5 095 642</b>	<b>28 763 822</b>
Income tax expense	4	0	0
<b>Net profit (-loss)</b>		<b>-5 095 642</b>	<b>28 763 822</b>
<b>Allocation of net profit (-loss)</b>			
To/from (-) other equity	5	-5 095 642	28 763 822
<b>Total allocation</b>		<b>-5 095 642</b>	<b>28 763 822</b>

Hav Energy Holding AS

Side 3



This file is sealed with a digital signature.  
The seal is a guarantee for the authenticity  
of the document.

Document ID:  
6E4A6A6DA25D465094ACF4A06C32A9D0



<b>Balance sheet</b>			
<b>Hav Energy Holding AS</b>			
<b>Assets (NOK)</b>	<b>Note</b>	<b>2022</b>	<b>2021</b>
<b>Non-current assets</b>			
<b>Non-current financial assets</b>			
Investments in subsidiaries	3	2 652 344 313	1 552 966 627
<b>Total non-current financial assets</b>		<b>2 652 344 313</b>	<b>1 552 966 627</b>
<b>Total non-current assets</b>		<b>2 652 344 313</b>	<b>1 552 966 627</b>
<b>Current assets</b>			
<b>Debtors</b>			
Other short-term receivables		6 891	9 625
<b>Total receivables</b>		<b>6 891</b>	<b>9 625</b>
Cash and cash equivalents		74 021 240	1 044 800
<b>Total current assets</b>		<b>74 028 130</b>	<b>1 054 425</b>
<b>Total assets</b>		<b>2 726 372 443</b>	<b>1 554 021 052</b>

Hav Energy Holding AS

Page 4



This file is sealed with a digital signature.  
The seal is a guarantee for the authenticity  
of the document.

Document ID:  
6E4A6A6DA25D465094ACF4A06C32A9D0



<b>Balance sheet</b>									
<b>Hav Energy Holding AS</b>									
<b>Equity and liabilities (NOK)</b>	<b>Note</b>	<b>2022</b>	<b>2021</b>						
<b>Paid-in capital</b>									
Share capital	5, 7	655 952	327 976						
Share premium	5	1 659 045 784	34 758 759						
Not registered capital increase	5	1 042 429 157	1 489 615 000						
<b>Total paid-in capital</b>		<b>2 702 130 892</b>	<b>1 524 701 735</b>						
<b>Retained earnings</b>									
Other equity	5	23 668 181	28 763 822						
<b>Total retained earnings</b>		<b>23 668 181</b>	<b>28 763 822</b>						
<b>Total equity</b>		<b>2 725 799 073</b>	<b>1 553 465 558</b>						
<b>Liabilities</b>									
<b>Current liabilities</b>									
Trade payables		4 620	126 188						
Other current liabilities		568 750	429 307						
<b>Total current liabilities</b>		<b>573 370</b>	<b>555 494</b>						
<b>Total liabilities</b>		<b>573 370</b>	<b>555 494</b>						
<b>Total equity and liabilities</b>		<b>2 726 372 443</b>	<b>1 554 021 052</b>						
Stavanger, 16.06.2023 The board of Hav Energy Holding AS									
<table border="0" style="width: 100%;"><tr><td style="width: 33%; text-align: center;">_____ Pål Magnus Reed Chair of the board</td><td style="width: 33%; text-align: center;">_____ Ole Ertvaag Board member</td><td style="width: 33%; text-align: center;">_____ Ole Henrik Bjørge Board member</td></tr><tr><td style="width: 33%; text-align: center;">_____ Jan Harald Solstad Board member</td><td colspan="2" style="width: 66%; text-align: center;">_____ Maren Sleire Lundby General Manager</td></tr></table>				_____ Pål Magnus Reed Chair of the board	_____ Ole Ertvaag Board member	_____ Ole Henrik Bjørge Board member	_____ Jan Harald Solstad Board member	_____ Maren Sleire Lundby General Manager	
_____ Pål Magnus Reed Chair of the board	_____ Ole Ertvaag Board member	_____ Ole Henrik Bjørge Board member							
_____ Jan Harald Solstad Board member	_____ Maren Sleire Lundby General Manager								
Hav Energy Holding AS		Page 5							

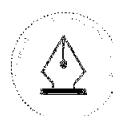


This file is sealed with a digital signature.  
The seal is a guarantee for the authenticity  
of the document.

Document ID:  
6E4A6A6DA25D465094ACF4A06C32A9D0



<b>Indirect cash flow</b>			
<b>Hav Energy Holding AS</b>			
(NOK)	Note	2022	2021
<b>Cash flows from operating activities</b>			
Profit/(-loss) before tax		-5 095 642	28 763 822
Impairment of fixed assets		0	-29 018 226
Change in accounts payable		-121 568	54 313
Change in other accrual items		142 178	1 006 515
<b>Net cash flows from operating activities</b>		<b>-5 075 032</b>	<b>806 424</b>
<b>Cash flows from investment activities</b>			
Investments in shares		-1 099 377 686	-1 489 420 355
<b>Net cash flows from investment activities</b>		<b>-1 099 377 686</b>	<b>-1 489 420 355</b>
<b>Cash flows from financing activities</b>			
Capital increase		1 177 429 158	1 489 615 000
<b>Net cash flows from financing activities</b>		<b>1 177 429 158</b>	<b>1 489 615 000</b>
Net change in cash and cash equivalents		72 976 440	1 001 069
Cash and cash equivalents at the start of the period		1 044 800	43 731
<b>Cash and cash equivalents at the end of the period</b>		<b>74 021 240</b>	<b>1 044 800</b>



This file is sealed with a digital signature.  
The seal is a guarantee for the authenticity  
of the document.

Document ID:  
6E4A6A6DA25D465094ACF4A06C32A9D0



## HAV ENERGY HOLDING AS NOTES TO THE FINANCIAL STATEMENTS FOR 2022

---

### Note 1 Accounting principles

The financial statements have been prepared in accordance with the Norwegian Accounting Act and generally accepted accounting standards.

### Valuation and classification of assets and liabilities

Net current assets and liabilities comprise receivables and payables due within one year. Other entries are classified as fixed assets and/or long term creditors.

Current assets are valued at the lower of acquisition cost and fair value.

Fixed asset are carried at historical cost, but are written down to their recoverable amount if this is lower than the carrying amount and the reduction in value is expected to be permanent. Fixed assets with a limited economic life are depreciated in accordance with a reasonable depreciation schedule.

### Trade and other receivables

Trade receivables and other receivables are carried at fair value less an allowance for expected losses. An estimate is made for doubtful debts based on a review of all amounts outstanding at the balance sheet date. Bad debts are written off when identified.

### Shares in subsidiaries and associates

Subsidiaries and investments in associates are carried at cost in the parent company accounts. A write-down to fair value will be performed if the impairment is not considered to be temporary, and an impairment charge is deemed necessary according to generally accepted accounting principles. Dividends and group contributions are recognised as other financial income.

### Foreign currency translation

Foreign currency transactions are translated using the exchange rate prevailing at the date of the transaction. Balances in foreign currency are translated using the exchange rates prevailing at the balance sheet date.

### Cash and cash equivalents

Cash and cash equivalents include cash, bank deposits and other monetary instruments with a maturity of less than three months at the date of purchase.

### General and administrative expenses

In principle, general and administrative expenses are recognised in the same period as the revenue to which they relate. In instances where there is no clear connection between the expense and revenue, the apportionment is estimated. Other exceptions to the matching criteria are disclosed where appropriate.

### Tax

Tax in the income statement includes both payable taxes and changes in deferred tax. Deferred tax is calculated at 22 % based on the temporary differences between accounting and tax values including tax loss carry forwards at the end of the fiscal year. Taxable and deductible temporary differences that reverse or may reverse in the same period are netted.

### Group affiliation

Consolidated financial statements are not prepared as the shares in the subsidiary have been acquired with an intention of temporary ownership, cf. Section 3-8 of the Accounting Act (Regnskapsloven).



This file is sealed with a digital signature.  
The seal is a guarantee for the authenticity  
of the document.

Document ID:  
6E4A6A6DA25D465094ACF4A06C32A9D0



## HAV ENERGY HOLDING AS NOTES TO THE FINANCIAL STATEMENTS FOR 2022

---

### Note 2 Number of employees, remuneration, loans to employees etc.

No compensations have been paid, no loans have been granted and no guarantees have been issued to any member of the Board of Directors.

### Auditor

Auditors' fee for 2022 was NOK 15 000.

Fees for other assurance engagements was NOK 31 250.

VAT is included in the figures of auditor's fee.

### Note 3 Investment in subsidiaries

Company	Office	Ownership and voting interest (%)	Result 2022	Equity as of 31.12.22	Book value as of 31.12
Hav Energy AS	Stavanger	99.35 %	tNOK - 10 759	tNOK 2 611 926	2 652 344 313



This file is sealed with a digital signature.  
The seal is a guarantee for the authenticity  
of the document.

Document ID:  
6E4A6A6DA25D465094ACF4A06C32A9D0



## HAV ENERGY HOLDING AS NOTES TO THE FINANCIAL STATEMENTS FOR 2022

### Note 4 Tax

<b>This year's tax expense</b>	<b>2022</b>	<b>2021</b>
Entered tax on ordinary profit/loss:		
Payable tax	0	0
Changes in deferred tax assets	0	0
<b>Tax expense on ordinary profit/loss</b>	<b>0</b>	<b>0</b>
Taxable income:		
Result before tax	-5 095 642	28 763 822
Permanent differences	0	-28 913 567
<b>Taxable income</b>	<b>-5 095 642</b>	<b>-149 745</b>
Payable tax in the balance:		
Payable tax on this year's result	0	0
<b>Total payable tax in the balance</b>	<b>0</b>	<b>0</b>

The tax effect of temporary differences and loss for to be carried forward that has formed the basis for deferred tax and deferred tax advantages, specified on type of temporary differences

	<b>2022</b>	<b>2021</b>	<b>Difference</b>
Accumulated loss to be brought forward	-5 488 608	-392 966	5 095 642
Not included in the deferred tax calculation	5 488 608	392 966	-5 095 642
<b>Deferred tax assets (22 %)</b>	<b>0</b>	<b>0</b>	<b>0</b>

Deferred tax not included in the balance sheet.



This file is sealed with a digital signature.  
The seal is a guarantee for the authenticity  
of the document.

Document ID:  
6E4A6A6DA25D465094ACF4A06C32A9D0



## HAV ENERGY HOLDING AS NOTES TO THE FINANCIAL STATEMENTS FOR 2022

### Note 5 Equity

	Share capital	Share premium	Not registered capital increase	Other equity	Total equity
As of 01.01.2022	327 976	34 758 759	1 489 615 000	28 763 822	1 553 465 558
Capital increase	327 976	1 624 287 024	-1 489 615 000		135 000 000
Not registered capital increase			1 042 429 157		1 042 429 157
Net profit				-5 095 642	-5 095 642
<b>As of 31.12.2022</b>	<b>655 952</b>	<b>1 659 045 784</b>	<b>1 042 429 157</b>	<b>23 668 181</b>	<b>2 725 799 073</b>

### Note 6 Balances with group companies

Debt	2022	2021
Hav Energy AS	0	429 307

### Note 7 Shareholders

The share capital in Hav Energy Holding AS as of 31.12 consists of the following share classes:

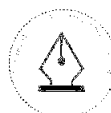
	Total	Face value	Share capital
Ordinary shares	29 815 984	0,022	655 952
<b>Total</b>	<b>29 815 984</b>		<b>655 952</b>

### Ownership structure

Shareholders in % at year end:

	Ordinary shares	Total	Ownership/ Voting share
HV VII Invest Juliet AS	29 815 984	29 815 984	100 %
<b>Total number of shares</b>	<b>29 815 984</b>	<b>29 815 984</b>	<b>100 %</b>

On 07 October 2022 the share capital was increased with NOK 29 815.98 by increasing nominal value per share with NOK 0.001 to NOK 0.023. Total paid-in amount was NOK 1 042 429 157, of which NOK 1 042 399 341 was allocated to share premium. The capital increase was registered on 16 January 2023.



This file is sealed with a digital signature.  
The seal is a guarantee for the authenticity  
of the document.

Document ID:  
6E4A6A6DA25D465094ACF4A06C32A9D0



# Deloitte.

Deloitte AS  
Strandsvingen 14 A  
NO-4032 Stavanger  
Norway

Tel: +47 51 81 56 00  
www.deloitte.no

To the General Meeting of Hav Energy Holding AS

## INDEPENDENT AUDITOR'S REPORT

### Opinion

We have audited the financial statements of Hav Energy Holding AS (the Company), which comprise the balance sheet as at 31 December 2022, the income statement and cash flow statement for the year then ended, and notes to the financial statements, including a summary of significant accounting policies.

In our opinion

- the financial statements comply with applicable statutory requirements, and
- the financial statements give a true and fair view of the financial position of the Company as at 31 December 2022, and its financial performance and its cash flows for the year then ended in accordance with the Norwegian Accounting Act and accounting standards and practices generally accepted in Norway.

### Basis for Opinion

We conducted our audit in accordance with International Standards on Auditing (ISAs). Our responsibilities under those standards are further described in the *Auditor's Responsibilities for the Audit of the Financial Statements* section of our report. We are independent of the Company as required by relevant laws and regulations in Norway and the International Ethics Standards Board for Accountants' International Code of Ethics for Professional Accountants (including International Independence Standards) (IESBA Code), and we have fulfilled our other ethical responsibilities in accordance with these requirements. We believe that the audit evidence we have obtained is sufficient and appropriate to provide a basis for our opinion.

### Other Information

The Board of Directors and the Managing Director (management) are responsible for the information in the Board of Directors' report. The other information comprises information in the annual report, but does not include the financial statements and our auditor's report thereon. Our opinion on the financial statements does not cover the information in the Board of Directors' report.

In connection with our audit of the financial statements, our responsibility is to read the Board of Directors' report. The purpose is to consider if there is material inconsistency between the Board of Directors' report and the financial statements or our knowledge obtained in the audit, or whether the Board of Directors' report otherwise appears to be materially misstated. We are required to report if there is a material misstatement in the Board of Directors' report. We have nothing to report in this regard.

Based on our knowledge obtained in the audit, it is our opinion that the Board of Directors' report

- is consistent with the financial statements and
- contains the information required by applicable statutory requirements.

### Responsibilities of Management for the Financial Statements

Management is responsible for the preparation of financial statements that give a true and fair view in accordance with the Norwegian Accounting Act and accounting standards and practices generally accepted in Norway, and for such internal control as management determines is necessary to enable the preparation of financial statements that are free from material misstatement, whether due to fraud or error.

Deloitte refers to one or more of Deloitte Touche Tohmatsu Limited ("DTTL"), its global network of member firms, and their related entities (collectively, the "Deloitte organization"). DTTL (also referred to as "Deloitte Global") and each of its member firms and related entities are legally separate and independent entities, which cannot obligate or bind each other in respect of third parties. DTTL and each DTTL member firm and related entity is liable only for its own acts and omissions, and not those of each other. DTTL does not provide services to clients. Please see [www.deloitte.no](http://www.deloitte.no) to learn more.

© Deloitte AS

Registrert i Foretaksregisteret Medlemmer av Den norske Revisorforening  
Organisasjonsnummer: 980 211 282

Pemco Dokumentnøkkel: NKZJP-MEA06-EOETU-P4T8U-CB66WO-PYW7M



**Deloitte.**

Page 2  
Independent Auditor's Report -  
Hav Energy Holding AS

In preparing the financial statements, management is responsible for assessing the Company's ability to continue as a going concern, disclosing, as applicable, matters related to going concern. The financial statements use the going concern basis of accounting insofar as it is not likely that the enterprise will cease operations.

***Auditor's Responsibilities for the Audit of the Financial Statements***

Our objectives are to obtain reasonable assurance about whether the financial statements as a whole are free from material misstatement, whether due to fraud or error, and to issue an auditor's report that includes our opinion. Reasonable assurance is a high level of assurance, but is not a guarantee that an audit conducted in accordance with ISAs will always detect a material misstatement when it exists. Misstatements can arise from fraud or error and are considered material if, individually or in aggregate, they could reasonably be expected to influence the economic decisions of users taken on the basis of these financial statements.

As part of an audit in accordance with ISAs, we exercise professional judgment and maintain professional scepticism throughout the audit. We also:

- identify and assess the risks of material misstatement of the financial statements, whether due to fraud or error. We design and perform audit procedures responsive to those risks, and obtain audit evidence that is sufficient and appropriate to provide a basis for our opinion. The risk of not detecting a material misstatement resulting from fraud is higher than for one resulting from error, as fraud may involve collusion, forgery, intentional omissions, misrepresentations, or the override of internal control.
- obtain an understanding of internal control relevant to the audit in order to design audit procedures that are appropriate in the circumstances, but not for the purpose of expressing an opinion on the effectiveness of the Company's internal control.
- evaluate the appropriateness of accounting policies used and the reasonableness of accounting estimates and related disclosures made by management.
- conclude on the appropriateness of management's use of the going concern basis of accounting, and, based on the audit evidence obtained, whether a material uncertainty exists related to events or conditions that may cast significant doubt on the Company's ability to continue as a going concern. If we conclude that a material uncertainty exists, we are required to draw attention in our auditor's report to the related disclosures in the financial statements or, if such disclosures are inadequate, to modify our opinion. Our conclusions are based on the audit evidence obtained up to the date of our auditor's report. However, future events or conditions may cause the Company to cease to continue as a going concern.
- evaluate the overall presentation, structure and content of the financial statements, including the disclosures, and whether the financial statements represent the underlying transactions and events in a manner that achieves a true and fair view.

We communicate with the Board of Directors regarding, among other matters, the planned scope and timing of the audit and significant audit findings, including any significant deficiencies in internal control that we identify during our audit.

Stavanger, 22 June 2023  
Deloitte AS

**Ommund Skailand**  
State Authorised Public Accountant

Pemco Dokumentnøkkel: NKZJP-MEA06-EOETU-P4T8U-086W0-PYW7M



# PENNEO

Signaturene i dette dokumentet er juridisk bindende. Dokument signert med "Penneo™ - sikker digital signatur".  
De signerende parter sin identitet er registrert, og er listet nedenfor.

"Med min signatur bekrefter jeg alle datoer og innholdet i dette dokument."

## Ommund Skailand

Statsautorisert revisor

Serienummer: 9578-5999-4-1493317

IP: 217.173.xxx.xxx

2023-06-22 08:19:58 UTC



Penneo Dokumentnøkkel: NKZJP-MEA06-EQETU-P4T8U-QB6W0-PYW7M

Dokumentet er signert digitalt, med **Penneo.com**. Alle digitale signatur-data i dokumentet er sikret og validert av den datamaskin-utregnede hash-verdien av det opprinnelige dokument. Dokumentet er låst og tids-stemplet med et sertifikat fra en betrodd tredjepart. All kryptografisk bevis er integrert i denne PDF, for fremtidig validering (hvis nødvendig).

### Hvordan bekrefter at dette dokumentet er originalen?

Dokumentet er beskyttet av ett Adobe CDS sertifikat. Når du åpner dokumentet i

Adobe Reader, skal du kunne se at dokumentet er sertifisert av **Penneo e-signature service <penneo@penneo.com>**. Dette garanterer at innholdet i dokumentet ikke har blitt endret.

Det er lett å kontrollere de kryptografiske beviser som er lokalisert inne i dokumentet, med Penneo validator - <https://penneo.com/validator>



Skatteetaten

Vår dato  
01.12.2022

Din/Deres dato  
17.11.2022

Saksbehandler  
Vibeke Horne

800 80 000  
Skatteetaten.no

Din/Deres referanse  
AR515937507

Telefon  
90518192

Org.nr  
974761076

Vår referanse  
2020/5120732

Postadresse  
Postboks 9200 Grønland  
0134 OSLO

HV NEF INVEST JOTA AS  
Postboks 8120  
4068 STAVANGER

Att. Ove Martin Juul

## Tillatelse til å utarbeide årsregnskap og årsberetning på engelsk

Vi viser til deres brev innkommet 17. november 2022 der det søkes om dispensasjon fra kravet til å utarbeide årsregnskap og årsberetning på norsk for for selskapene som er oppgitt i vedlegget til denne tillatelsen.

Skattekontoret gir på bakgrunn av en konkret helhetsvurdering de nevnte selskaper (se vedlegg) dispensasjon fra kravet til å utarbeide årsregnskap og årsberetning på norsk, jf. regnskapsloven § 3-4 tredje ledd. Dispensasjonen gjelder så lenge opplysningene som danner grunnlaget for vedtaket ikke endres vesentlig.

Kopi av dette brevet må sendes til Regnskapsregisteret i Brønnøysund sammen med årsregnskapet. Den regnskapspliktige må selv dokumentere ved dette brev at tillatelse er gitt.

### Bakgrunn

Selskapene som er opplistet i vedlegget er norske investerings- og holdingsselskaper som er hel- eller deleid av ulike HitecVision private equity fond. Samtlige av selskapenes direkte og indirekte aksjonærer er profesjonelle investorer. Arbeidsspråket som benyttes er engelsk. Selskapene har foretatt, eller vil foreta investeringer innenfor energibransjen. Selskapene har ingen eksterne kunder. Selskapenes leverandører består utelukkende av profesjonelle tjenesteytere innenfor juridisk eller finansiell profesjon, og som benytter engelsk som arbeidsspråk. All kommunikasjon med selskapenes långivere og aksjonærer foregår på engelsk.

### Skattekontorets vurdering

Etter regnskapsloven § 3-4 tredje ledd skal "årsregnskapet og årsberetningen [...] være på norsk. Departementet kan ved [...] enkeltvedtak bestemme at årsregnskapet og/eller årsberetningen kan være på et annet språk."

I Ot. prp. nr. 42 (1997-1998) Om lov om årsregnskap mv., er det uttalt følgende om regnskapslovens formål, jf. pkt. 1.1:

"Regjeringen har som siktemål at regnskapsloven skal bidra til informative regnskaper for ulike grupper av regnskapsbrukere. Regnskapsbrukerne er dels investorer og kreditorer som tilfører



Side 2 / 3 kapital til foretakene, og dels andre grupper som har interesse av å vite hvordan foretaket drives, f.eks. de ansatte og lokalsamfunnet. Informasjonen til kapitalmarkedet skal gi grunnlag for riktig prising av finansielle objekter. Riktig prisdannelse på aksjer er en forutsetning for at ressursbruken i samfunnsøkonomien skal bli best mulig. Gode regnskaper vil også gjøre det vanskeligere for markedsdeltakere å ta ut spekulasjonsgevinster med basis i skjevt fordelt informasjon.”

Det fremgår således at et av hovedformålene med regnskapsloven er å bidra til “informative regnskaper for ulike grupper av regnskapsbrukere”. Regnskapsbrukere vil omfatte, jf. uttalelsen i proposisjonen, blant andre investorer, kreditorer, ansatte og lokalsamfunnet.

Det er etter skattekontorets vurdering derfor avgjørende ved vurdering av om dispensasjon fra kravet til å utarbeide årsregnskap og/eller årsberetning på norsk kan gis, at det ikke foreligger mulige brukere av regnskapsinformasjon som blir vesentlig berørt negativt ved en eventuell dispensasjon.

Det er særlig hensynet til brukerne av regnskapsinformasjon som skal vurderes ved en dispensasjonssøknad. I denne vurderingen har skattekontoret lagt vekt på at selskapene er hel- eller deleide av utenlandske investerings- og holdingsselskaper i ulike private equity fond. Videre er det vektlagt at alle sentrale aktører og samarbeidspartnere behersker og benytter engelsk.

Vennligst oppgi vår referanse ved henvendelse i saken.

Med hilsen

Vibeke Horne  
rådgiver  
Brukerdialog, brukerkontakt  
Skatteetaten

*Dokumentet er elektronisk godkjent og har derfor ikke håndskrevne signaturer.*



## Vedlegg

<b>Selskap:</b>	<b>Org.nummer:</b>
HV IV Holding AS	919 604 778
HV V Holding AS	914 148 308
APP Investment AS	917 906 130
HV V Invest Lima AS	995 929 961
Core Energy Holding AS	997 043 545
CE Investment AS	997 153 502
HVAS Invest Zeta AS	995 610 671
HVAS Invest Kappa AS	995 930 099
HV VI Holding AS	999 178 359
HV VI Invest Sierra AS	928 336 913
HV VI Invest Omega AS	998 159 555
HV VI Invest Omega II AS	998 159 563
Spike Exploration AS	998 483 476
SEH Investment AS	999 299 172
OMP Holding AS	912 084 957
Offshore Merchant Partners AS	912 536 416
HV VII Invest Dags AS	913 641 043
Circle Group AS	913 640 969
HV VII Invest Manna AS	913 930 991
HV VII Invest Manna II AS	914 270 405
Pure E&P Holding AS	915 056 229
Pure E&P AS	940 376 645
Geotech Software Solutions AS	988 143 669
HV VII Invest Juliet AS	914 480 787
Hav Energy Holding AS	815 672 852
HV VII Invest Shankly AS	916 162 537
HV VII Invest Shankly II AS	916 162 529
North Sea Strategic Investments AS	916 162 545
HV VII Invest Foxtrot AS	820 901 312
NSOF Invest Oscar AS	928 768 260
HV NEF Invest Jota AS	925 979 260
HV Storm Holding AS	927 733 242
HV NEF Invest Romeo AS	927 612 364
HV Celsio Invest AS	928 513 378
HV Celsio Invest II AS	928 657 698
HV Celsio Holding AS	928 657 965
HV NEF Invest Zero AS	928 513 254
HV Aneo Holding AS	928 786 617
HV NEF Invest Victor AS	929 264 304



HV Cadre Holding AS	
(tidl. HV NEF Invest Victor II AS)	929 264 282
HV NEF Invest Rho AS	929 264 142
HV NEF Invest Rho II AS	929 264 290
HV Momentum Co-invest AS	919 060 328
HV Storm Co-invest AS	928 786 854
Moreld Holding AS	924 728 469
Point Resources Holding AS	915 075 894
Sval Energi Group AS	
(tidl. NFH 2209100 AS)	930 060 879
HV VII Invest Uniform AS	922 404 615
NSOF Invest Lambda AS	926 009 125
Sval Energi Invest AS	823 862 822
Sval Energi Invest II AS	923 862 943