



## ÅRSREGNSKAPET FOR REGNSKAPSÅRET 2021 - GENERELL INFORMASJON

### Enheten

Organisasjonsnummer: 918 566 449  
Organisasjonsform: Aksjeselskap  
Foretaksnavn: WONDERNORWAY AS  
Forretningsadresse: c/o EconPartner AS  
Dronning Mauds gate 15  
0250 OSLO

### Regnskapsår

Årsregnskapets periode: 01.11.2020 - 31.10.2021

### Konsern

Morselskap i konsern: Nei

### Regnskapsregler

Regler for små foretak benyttet: Ja  
Benyttet ved utarbeidelsen av årsregnskapet til selskapet: Regnskapslovens alminnelige regler

### Årsregnskapet fastsatt av kompetent organ

Bekreftet av representant for selskapet: ECONPARTNER AS  
Dato for fastsettelse av årsregnskapet: 14.02.2022

### Grunnlag for avgivelse

År 2021: Årsregnskapet er elektronisk innlevert  
År 2020: Tall er hentet fra elektronisk innlevert årsregnskap fra 2021

*Det er ikke krav til at årsregnskapet m.v. som sendes til Regnskapsregisteret er undertegnet. Kontrollen på at dette er utført ligger hos revisor/enhetens øverste organ. Sikkerheten ivaretas ved at innsender har rolle/rettighet for innsending av årsregnskapet via Altinn, og ved at det bekreftes at årsregnskapet er fastsatt av kompetent organ.*

Brønnøysundregistrene, 16.06.2023



### Resultatregnskap

| Beløp i: NOK                                  | Note | 2021             | 2020             |
|---|------|------------------|------------------|
| <b>RESULTATREGNSKAP</b>                       |      |                  |                  |
| <b>Inntekter</b>                              |      |                  |                  |
| Revenue                                       |      | 1 246 387        | 1 251 300        |
| <b>Sum inntekter</b>                          |      | <b>1 246 387</b> | <b>1 251 300</b> |
| <b>Kostnader</b>                              |      |                  |                  |
| Employee benefits expense                     | 1    | 1 126 496        | 1 117 930        |
| Other expenses                                | 1    | 60 505           | 69 603           |
| <b>Sum kostnader</b>                          |      | <b>1 187 001</b> | <b>1 187 533</b> |
| <b>Driftsresultat</b>                         |      | <b>59 386</b>    | <b>63 767</b>    |
| <b>Finansinntekter og finanskostnader</b>     |      |                  |                  |
| Annen renteinntekt                            |      | 73               | 146              |
| <b>Sum finansinntekter</b>                    |      | <b>73</b>        | <b>146</b>       |
| Annen rentekostnad                            |      | 35               | 2                |
| <b>Sum finanskostnader</b>                    |      | <b>35</b>        | <b>2</b>         |
| <b>Netto finans</b>                           |      | <b>38</b>        | <b>144</b>       |
| <b>Ordinært resultat før skattekostnad</b>    |      | <b>59 424</b>    | <b>63 911</b>    |
| Income tax expense                            | 2    | 13 073           | 14 061           |
| <b>Ordinært resultat etter skattekostnad</b>  |      | <b>46 351</b>    | <b>49 850</b>    |
| <b>Årsresultat</b>                            | 3    | <b>46 351</b>    | <b>49 850</b>    |
| <b>Årsresultat etter minoritetsinteresser</b> |      | <b>46 351</b>    | <b>49 850</b>    |
| <b>Totalresultat</b>                          |      | <b>46 351</b>    | <b>49 850</b>    |
| <b>Overføringer og disponeringer</b>          |      |                  |                  |
| Other equity                                  |      | 46 351           | 49 850           |
| <b>Sum overføringer og disponeringer</b>      |      | <b>46 351</b>    | <b>49 850</b>    |



### Balanse

| Beløp i: NOK                               | Note | 2021           | 2020           |
|--|------|----------------|----------------|
| <b>BALANSE - EIENDELER</b>                 |      |                |                |
| <b>Anleggsmidler</b>                       |      |                |                |
| <b>Immaterielle eiendeler</b>              |      |                |                |
| Sum anleggsmidler                          |      | 0              | 0              |
| <b>Omløpsmidler</b>                        |      |                |                |
| <b>Varer</b>                               |      |                |                |
| <b>Fordringer</b>                          |      |                |                |
| Accounts receivables                       |      | 237 078        | 311 736        |
| Other short-term receivables               |      | 2 053          | 1 739          |
| Sum fordringer                             |      | 239 131        | 313 475        |
| <b>Bankinnskudd, kontanter og lignende</b> |      |                |                |
| Cash and cash equivalents                  |      | 411 364        | 292 200        |
| Sum bankinnskudd, kontanter og lignende    |      | 411 364        | 292 200        |
| Sum omløpsmidler                           |      | 650 495        | 605 675        |
| <b>SUM EIENDELER</b>                       |      | <b>650 495</b> | <b>605 675</b> |
| <b>BALANSE - EGENKAPITAL OG GJELD</b>      |      |                |                |
| <b>Egenkapital</b>                         |      |                |                |
| <b>Innskutt egenkapital</b>                |      |                |                |
| Share capital                              | 4    | 30 000         | 30 000         |
| Sum innskutt egenkapital                   |      | 30 000         | 30 000         |
| <b>Opptjent egenkapital</b>                |      |                |                |
| Other equity                               |      | 206 680        | 160 329        |
| Sum opptjent egenkapital                   |      | 206 680        | 160 329        |
| Sum egenkapital                            | 3    | 236 680        | 190 329        |



## Balanse

| <b>Beløp i: NOK</b>             | <b>Note</b> | <b>2021</b>    | <b>2020</b>    |
|---------------------------------|-------------|----------------|----------------|
| <b>Sum langsiktig gjeld</b>     |             | <b>0</b>       | <b>0</b>       |
| <b>Kortsiktig gjeld</b>         |             |                |                |
| Tax payable                     | 2           | 13 073         | 14 061         |
| Public duties payable           |             | 83 321         | 83 865         |
| Other current liabilities       |             | 317 420        | 317 420        |
| <b>Sum kortsiktig gjeld</b>     |             | <b>413 815</b> | <b>415 346</b> |
| <b>Sum gjeld</b>                |             | <b>413 815</b> | <b>415 346</b> |
| <b>SUM EGENKAPITAL OG GJELD</b> |             | <b>650 495</b> | <b>605 675</b> |



## Brønnøysundregistrene

### ÅRSREGNSKAP FOR REGNSKAPSÅRET 2021 - GENERELL INFORMASJON

Journalnummer: 2022 118261

#### Enheten

Organisasjonsnummer: 918 566 449  
Organisasjonsform: Aksjeselskap  
Foretaksnavn: WONDERNORWAY AS  
Forretningsadresse: c/o EconPartner AS  
Dronning Mauds gate 15  
0250 OSLO

#### Regnskapsår

Årsregnskapets periode: 01.11.2020 - 31.10.2021

#### Konsern

Morselskap i konsern: Nei

#### Regnskapsregler

Regler for små foretak benyttet: Ja  
Benyttet ved utarbeidelsen av  
årsregnskapet til selskapet: Regnskapslovens alminnelige regler

#### Årsregnskapet fastsatt av kompetent organ

Bekreftet av representant for selskapet: ECONPARTNER AS  
Dato for fastsettelse av årsregnskapet: 14.02.2022

#### Revisjon

Selskapet har besluttet at årsregnskapet  
ikke skal revideres: Ja  
Årsregnskapet er utarbeidet av ekstern  
autorisert regnskapsfører: Ja  
Ekstern autorisert regnskapsfører har i  
løpet av regnskapsåret bistått ved den  
løpende regnskapsføringen eller utført  
andre tjenester for selskapet enn å  
utarbeide årsregnskapet: Ja

#### Grunnlag for avgivelse

År 2021: Årsregnskap er elektronisk innlevert.  
År 2020: Tall er hentet fra elektronisk innlevert årsregnskap fra 2021.

*Det er ikke krav til at årsregnskapet m.v. som sendes til Regnskapsregisteret er undertegnet. Kontrollen på at dette er utført ligger hos revisor/enhetens øverste organ. Sikkerheten ivaretas ved at innsender har rolle/rettighet for innsending av årsregnskapet via Altinn, og ved at det bekreftes at årsregnskapet er fastsatt av kompetent organ.*

Brønnøysundregistrene, 19.02.2022

---

Brønnøysundregistrene  
Postadresse: Postboks 900, 8910 Brønnøysund  
Telefon: 75 00 75 00  
E-post: firmapost@brreg.no Internett: www.brreg.no  
Organisasjonsnummer: 974 760 673



Organisasjonsnr: 918 566 449  
WONDERNORWAY AS

## RESULTATREGNSKAP

| <b>Beløp i: NOK</b>                           | <b>Note</b> | <b>2021</b>      | <b>2020</b>      |
|---|-------------|------------------|------------------|
| <b>RESULTATREGNSKAP</b>                       |             |                  |                  |
| <b>Inntekter</b>                              |             |                  |                  |
| Revenue                                       |             | 1 246 387        | 1 251 300        |
| <b>Sum inntekter</b>                          |             | <b>1 246 387</b> | <b>1 251 300</b> |
| <b>Kostnader</b>                              |             |                  |                  |
| Employee benefits expense                     | 1           | 1 126 496        | 1 117 930        |
| Other expenses                                | 1           | 60 505           | 69 603           |
| <b>Sum kostnader</b>                          |             | <b>1 187 001</b> | <b>1 187 533</b> |
| <b>Driftsresultat</b>                         |             | <b>59 386</b>    | <b>63 767</b>    |
| <b>Finansinntekter og finanskostnader</b>     |             |                  |                  |
| Annen renteinntekt                            |             | 73               | 146              |
| <b>Sum finansinntekter</b>                    |             | <b>73</b>        | <b>146</b>       |
| Annen rentekostnad                            |             | 35               | 2                |
| <b>Sum finanskostnader</b>                    |             | <b>35</b>        | <b>2</b>         |
| <b>Netto finans</b>                           |             | <b>38</b>        | <b>144</b>       |
| <b>Ordinært resultat før skattekostnad</b>    |             |                  |                  |
| Income tax expense                            | 2           | 13 073           | 14 061           |
| <b>Ordinært resultat etter skattekostnad</b>  |             | <b>46 351</b>    | <b>49 850</b>    |
| <b>Årsresultat</b>                            | 3           | <b>46 351</b>    | <b>49 850</b>    |
| <b>Årsresultat etter minoritetsinteresser</b> |             | <b>46 351</b>    | <b>49 850</b>    |
| <b>Totalresultat</b>                          |             | <b>46 351</b>    | <b>49 850</b>    |
| <b>Overføringer og disponeringer</b>          |             |                  |                  |
| Other equity                                  |             | 46 351           | 49 850           |
| <b>Sum overføringer og disponeringer</b>      |             | <b>46 351</b>    | <b>49 850</b>    |



Organisasjonsnr: 918 566 449  
WONDERNORWAY AS

## BALANSE

**Beløp i: NOK** **Note** **2021** **2020**

### BALANSE - EIENDELER

**Anleggsmidler**  
**Immaterielle eiendeler**

Sum anleggsmidler 0 0

**Omløpsmidler**  
**Varer**

**Fordringer**

Accounts receivables 237 078 311 736

Other short-term  
receivables 2 053 1 739

Sum fordringer 239 131 313 475

**Bankinnskudd, kontanter  
og lignende**

Cash and cash equivalents 411 364 292 200

Sum bankinnskudd,  
kontanter og lignende 411 364 292 200

Sum omløpsmidler 650 495 605 675

**SUM EIENDELER 650 495 605 675**

### BALANSE - EGENKAPITAL OG GJELD

**Egenkapital**

**Innskutt egenkapital**

Share capital 4 30 000 30 000

Sum innskutt egenkapital 30 000 30 000

**Opptjent egenkapital**

Other equity 206 680 160 329

Sum opptjent egenkapital 206 680 160 329

Sum egenkapital 3 236 680 190 329

Sum langsiktig gjeld 0 0

**Kortsiktig gjeld**

Tax payable 2 13 073 14 061

Public duties payable 83 321 83 865

Other current liabilities 317 420 317 420

Sum kortsiktig gjeld 413 815 415 346

Sum gjeld 413 815 415 346



SUM EGENKAPITAL OG GJELD

650 495

605 675



Organisasjonsnr: 918 566 449  
WONDERNORWAY AS

NOTEOPPLYSNINGER - SELSKAP - alle poster oppgitt i hele tall

Note

Antall aksjer og aksjeeiere

Note

Antall årsverk i regnskapsåret

Virksomheten har hatt følgende antall årsverk:  
1.00

Omløpsmidler                      Startdato      Sluttdato      Endring

Skattemessig fremf.undersk. Startdato      Sluttdato      Endring

Kortsiktig gjeld                      Startdato      Sluttdato      Endring



**Norwegian Directorate of Taxes**

Inquiries to  
Torstein Kinden Helleland

Your date  
08.11.2017

Our date  
20.11.2017

Telephone  
22078139

Your reference  
Christine Jonskau

Our reference  
2017/1175335

ECONPARTNER AS  
P.O. Box 2006 Vika  
0125 OSLO

**Permission to prepare the annual accounts and directors' report in English language for WonderNorway AS, org.nr. 918 566 449**

With reference to your letter received 11 November 2017 with respect to the above matter regarding WonderNorway AS.

Based on a total evaluation, the view of The Directorate of Taxes is that WonderNorway AS may make the directors' report and annual accounts in English language according to the Norwegian Accounting Act § 3-4 third paragraph. The exemption requires that the information that the decision is based on, does not change significantly.

A copy of this letter must be sent to the Register of Company Accounts in Brønnøysund together with the financial statements. It is incumbent on the company to document by this letter that the permit is granted.

**Background**

Form your letter:

WonderNorway AS org.no: 918 566 449 is a private limited company related to the WonderProxy network in Canada. Its purpose is to develop software and support-services, and have customers only in a business-to-business market.

The parent company has a board of directors consisting of non- Norwegian speaking members. WonderNorway AS is an international business and the communication is in English. Consequently if such permission is granted, future reporting and formal communication will be easier and will not incur misunderstandings.

**Permission to make the annual accounts and the directors' report in Norway in English language**

According to the Norwegian Accounting Act § 3-4, third paragraph shall *"the directors' report and annual accounts ... be in Norwegian. The Ministry can in an individual decision decide that the directors' report and/or annual accounts may be in another language"*.

Ot. prp. nr. 42 (1997-1998) About Act about annual accounts etc., says the following about the purpose of the Accounting Act, refer section 1.1:

Postal address  
P.O. Box 9200 Grønland  
0134 Oslo

Visiting address:  
See [www.skatteetaten.no](http://www.skatteetaten.no)  
Org.nr: 996250318  
E-mail: [skatteetaten.no/sendepost](mailto:skatteetaten.no/sendepost)

Telephone  
800 80 000  
Telefax  
22 17 08 60



*“The aim of the Government with respect to the Accounting Act is that it shall contribute towards providing informative accounts for different users of accounts. The users of accounts include investors and creditors which provide capital for the companies. Other groups include those who have an interest in knowing how the companies are operated, for example employees and the local community. The information to the capital market is an important basis for the correct pricing of financial instruments. The correct pricing of stocks is an important factor in securing the best possible allocation of resources in the economy. High quality accounts will also make it more difficult for market participants to obtain speculative gains as a result of non-publicly available information.”*

Hence, one of the main aims of the Accounting Act is to contribute to “informative accounts for different users of accounts”. The users of the accounts will include investors, creditors, employees and the local community.

Hence, it is the view of the Ministry that it is crucial that the question of dispensation from the general rule that the annual accounts and/or directors’ report should be prepared in Norwegian, not in any significant way deviate from the consideration of users of the accounts.

As mentioned above it is particularly the consideration of the users of the account information which has to be taken into consideration when considering the application for permission. In this assessment, the Directorate of Taxes has emphasized that the company is wholly owned by a foreign company. The working language is English. All key players and partners in this industry speak and use English language. Furthermore, the company has customers only in a business-to-business market.

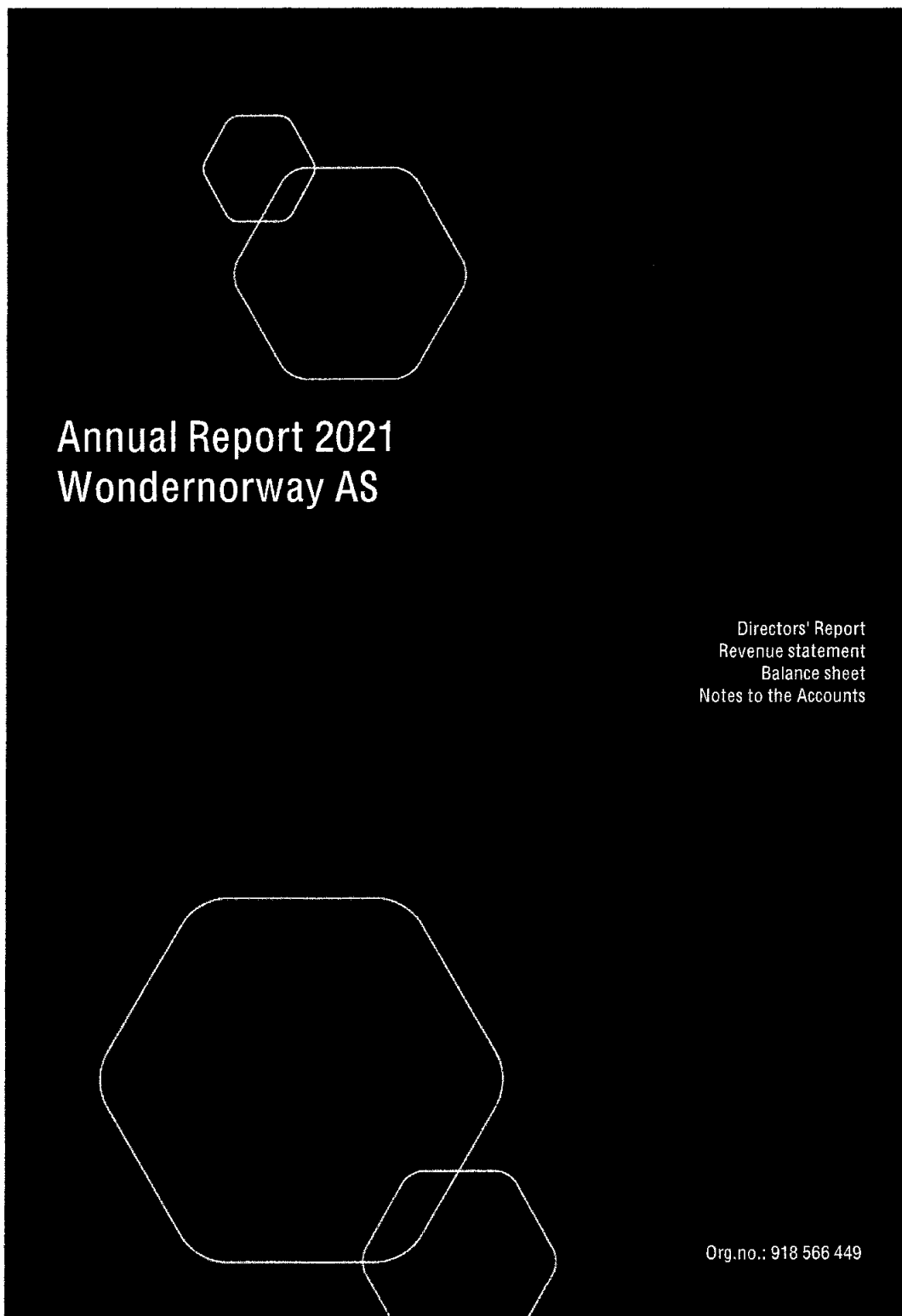
Please state “our reference” (see above) in all written communication with The Norwegian Tax Authorities.

Best regards

Jeanette Munkvold Skovholt  
Senior Adviser  
Rettsavdelingen, foretaksskatt  
Norwegian Directorate of Taxes

Torstein Kinden Helleland

*This document has been electronically approved and contains therefore no handwritten signatures*





Annual report 01.11.2020-31.10.2021 for Wondernorway AS

**The type and location of the business**

Wondernorway AS is a company whose business consists of development of software and support services. The company is located in Oslo municipality.

**Going concern**

In accordance with § 3-3 of the Accounting Act it is confirmed that the going concern assumption is satisfied and this assumption has been applied in the preparation of the accounts.

**Working environment, equal opportunity and discrimination**

The board considers that the working environment in the company is good. No special measures have been implemented in this connection. The employees of the business have not suffered accidents or injury in connection with their work.

Wondernorway AS has a goal to be a workplace where there is full equality of opportunity between men and women, and has established a personnel policy that is considered to be gender neutral in all areas. At the end of year the company had 1 employees, 1 women and 0 men. The company's board consists of 1 person, of whom 0 are women.

The company works actively to prevent discrimination as a result of disability, ethnicity, nationality, skin colour, religion or lifestyle. The activities include, among other things, recruitment, salary and working conditions, promotion, development opportunities and protection against bullying.

**External environment**

The company does not carry on activity that pollutes the external environment.

**Research and development activities**


Wondernorway AS has not had any research and development activities during this financial year.

**Report on the annual accounts**

The board is not aware of any matters that are important for an assessment of the company's position and result that are not set out in the annual accounts. Similarly no matters have occurred after the end of the financial year that in the opinion of the board are material to an assessment of the accounts.

In 2021 the company had a result after tax of NOK 46 351 which is proposed to be allocated as follows:

| Disposition     | Amount |
|-----------------|--------|
| To other equity | 46 351 |

  
14.02.2022  
The board of Wondernorway AS  
Paul Michael Reinheimer  
chairman of the board



## REVENUE STATEMENT

WONDERNORWAY AS

| OPERATING INCOME AND OPERATING EXPENSES | Note | 2021      | 2020      |
|---|------|-----------|-----------|
| Revenue                                 |      | 1 246 387 | 1 251 300 |
| Total income                            |      | 1 246 387 | 1 251 300 |
| Employee benefits expense               | 1    | 1 126 496 | 1 117 930 |
| Other expenses                          | 1    | 60 505    | 69 603    |
| Total expenses                          |      | 1 187 001 | 1 187 533 |
| Operating profit                        |      | 59 386    | 63 767    |
| FINANCIAL INCOME AND EXPENSES           |      |           |           |
| Other interest income                   |      | 73        | 146       |
| Other interest expenses                 |      | 35        | 2         |
| Net financial items                     |      | 38        | 144       |
| Net profit before tax                   |      | 59 424    | 63 911    |
| Income tax expense                      | 2    | 13 073    | 14 061    |
| Net profit after tax                    |      | 46 351    | 49 850    |
| Net profit or loss                      | 3    | 46 351    | 49 850    |
| ATTRIBUTABLE TO                         |      |           |           |
| Other equity                            |      | 46 351    | 49 850    |
| Total                                   |      | 46 351    | 49 850    |

WONDERNORWAY AS

SIDE 3



**BALANCE SHEET**

**WONDERNORWAY AS**

| ASSETS                       | Note | 31.10.2021     | 31.10.2020     |
|------------------------------|------|----------------|----------------|
| <b>CURRENT ASSETS</b>        |      |                |                |
| <b>DEBTORS</b>               |      |                |                |
| Accounts receivables         |      | 237 078        | 311 736        |
| Other short-term receivables |      | 2 053          | 1 739          |
| Total receivables            |      | 239 131        | 313 475        |
| Cash and cash equivalents    |      | 411 364        | 292 200        |
| Total current assets         |      | 650 495        | 605 675        |
| Total assets                 |      | <b>650 495</b> | <b>605 675</b> |




**BALANCE SHEET**

**WONDERNORWAY AS**

| EQUITY AND LIABILITIES       | Note | 31.10.2021     | 31.10.2020     |
|------------------------------|------|----------------|----------------|
| <b>EQUITY</b>                |      |                |                |
| <b>PAID-IN CAPITAL</b>       |      |                |                |
| Share capital                | 4    | 30 000         | 30 000         |
| Total paid-up equity         |      | 30 000         | 30 000         |
| <b>RETAINED EARNINGS</b>     |      |                |                |
| Other equity                 |      | 206 680        | 160 329        |
| Total retained earnings      |      | 206 680        | 160 329        |
| Total equity                 | 3    | 236 680        | 190 329        |
| <b>LIABILITIES</b>           |      |                |                |
| <b>CURRENT LIABILITIES</b>   |      |                |                |
| Tax payable                  | 2    | 13 073         | 14 061         |
| Public duties payable        |      | 83 321         | 83 865         |
| Other current liabilities    |      | 317 420        | 317 420        |
| Total current liabilities    |      | 413 815        | 415 346        |
| Total liabilities            |      | 413 815        | 415 346        |
| Total equity and liabilities |      | <b>650 495</b> | <b>605 675</b> |

14.02.2022

The board of Wondernorway AS

  
Paul Michael Reinheimer  
chairman of the board



WONDERNORWAY AS

918 566 449

**Accounting principles**

The annual accounts have been prepared in conformity with the Accounting Act and NRS 8 - Good accounting practice for small companies.

**Foreign currency**

Monetary foreign currency items are valued at the exchange rate on the balance sheet date.

**Operating revenues**

Income from the sale of goods is recognised on the date of delivery. Services are posted to income as they are delivered.

**Tax**

The tax charge in the profit and loss account consists of tax payable for the period and the change in deferred tax. Deferred tax is calculated at the tax rate at 22% on the basis of tax-reducing and tax-increasing temporary differences that exist between accounting and tax values, and the tax loss carried forward at the end of the accounting year. Tax-increasing and tax-reducing temporary differences that reverse or may reverse in the same period are set off and entered net.

**Classification and valuation of current assets**

Current assets and short-term liabilities normally include items that fall due for payment within one year of the balance sheet date, as well as items that relate to the stock cycle. Current assets are valued at the lower of acquisition cost and fair value.

**Receivables**

Receivables from customers and other receivables are entered at par value after deducting a provision for expected losses. The provision for losses is made on the basis of an individual assessment of the respective receivables.

**Pension liabilities**

Pension liabilities financed over operations are calculated and entered on the balance sheet under the provision for liabilities. Pension schemes financed through insured schemes are not entered on the balance sheet. The pension premium is treated in these cases as a pension cost and classified together with wage costs.

WONDERNORWAY AS

PAGE 6



WONDERNORWAY AS 918 566 449

## Note 1 Salary costs

| Salary costs    | 2021      | 2020      |
|-----------------|-----------|-----------|
| Salaries        | 981 375   | 981 375   |
| Social security | 124 442   | 117 548   |
| Pension costs   | 19 383    | 17 730    |
| Other benefits  | 1 296     | 1 277     |
| Total           | 1 126 496 | 1 117 930 |

In 2021 the company employed 1 man-labour year.

## Pension liabilities

The company is liable to maintain an occupational pension scheme under the Mandatory Occupational Pensions Act. The company's pension schemes satisfy the requirements of this Act.

The company does not have a chief executive officer. No remuneration is paid to the Board of Directors.

## Auditor

The company is not required to engage an auditor.

## Note 2 Tax

|                                      |        |        |
|--------------------------------------|--------|--------|
| Entered tax on ordinary profit/loss: | 2021   | 2020   |
| Tax payable                          | 13 073 | 14 061 |
| Change in deferred tax               | 0      | 0      |
| Total tax                            | 13 073 | 14 061 |

## Calculation of the taxable income for the year:

|                                 |        |        |
|---------------------------------|--------|--------|
| Ordinary profit/loss before tax | 59 424 | 63 911 |
| Permanent differences           | 0      | -2     |
| Change in temporary differences | 0      | 0      |
| The year's taxable income       | 59 424 | 63 909 |

|                                   |         |         |
|-----------------------------------|---------|---------|
| Payable tax in the balance:       | 22,00 % | 22,00 % |
| Tax on this year's taxable income | 13 073  | 14 061  |
| Total payable tax in the balance  | 13 073  | 14 061  |

Deferred tax assets are not booked in accordance with the accounting rules for small enterprises.



WONDERNORWAY AS 918 566 449

## Note 3 Equity capital

|                               | Share capital | Other equity capital | Total equity capital |
|-------------------------------|---------------|----------------------|----------------------|
| As at 01.11.2020              | 30 000        | 160 329              | 190 329              |
| Changes posted against equity |               | 0                    | 0                    |
| Result for the year           |               | 46 351               | 46 351               |
| As at 31.10.2021              | 30 000        | 206 680              | 236 680              |

## Note 4 Shareholders

THE SHARE CAPITAL IN WONDERNORWAY AS AS OF 31.10 CONSISTS OF:

|                 | Total | Face value | Entered |
|-----------------|-------|------------|---------|
| Ordinary shares | 1 000 | 30,0       | 30 000  |
| Total           | 1 000 |            | 30 000  |

## OWNERSHIP STRUCTURE

The largest shareholders in % at year end:

|                  | Ordinary | Owner interest | Share of votes |
|------------------|----------|----------------|----------------|
| WonderProxy Inc. | 1 000    | 100,0          | 100,0          |