



## ÅRSREGNSKAPET FOR REGNSKAPSÅRET 2024 - GENERELL INFORMASJON

### Enheten

|                      |                                  |
|----------------------|----------------------------------|
| Organisasjonsnummer: | 988 774 863                      |
| Organisasjonsform:   | Aksjeselskap                     |
| Foretaksnavn:        | DHT MANAGEMENT AS                |
| Forretningsadresse:  | Haakon VII's gate 1<br>0161 OSLO |

### Regnskapsår

|                         |                         |
|-------------------------|-------------------------|
| Årsregnskapets periode: | 01.01.2024 - 31.12.2024 |
|-------------------------|-------------------------|

### Konsern

|                           |    |
|---------------------------|----|
| Mørselskap i konsern:     | Ja |
| Konsernregnskap lagt ved: | Ja |

### Regnskapsregler

|  |                                    |
|--|------------------------------------|
| Regler for små foretak benyttet:                           | Nei                                |
| Benyttet ved utarbeidelsen av årsregnskapet til selskapet: | Regnskapslovens alminnelige regler |
| Benyttet ved utarbeidelsen av årsregnskapet til konsernet: | -                                  |

### Årsregnskapet fastsatt av kompetent organ

|  |                   |
|--|-------------------|
| Bekreftet av representant for selskapet: | Linda Høvik Lunde |
| Dato for fastsettelse av årsregnskapet:  | 11.06.2025        |

### Grunnlag for avgivelse

|  |
|--|
| År 2024: Årsregnskapet er elektronisk innlevert                        |
| År 2023: Tall er hentet fra elektronisk innlevert årsregnskap fra 2024 |

*Det er ikke krav til at årsregnskapet m.v. som sendes til Regnskapsregisteret er undertegnet. Kontrollen på at dette er utført ligger hos revisor/enhetens øverste organ. Sikkerheten ivaretas ved at innsender har rolle/rettighet for innsending av årsregnskapet via Altinn, og ved at det bekreftes at årsregnskapet er fastsatt av kompetent organ.*

Brønnøysundregistrene, 13.08.2025



## Resultatregnskap

| Beløp i: NOK   | Note  | 2024               | 2023              |
|--|-------|--------------------|-------------------|
| <b>RESULTATREGNSKAP</b>                                      |       |                    |                   |
| <b>Inntekter</b>   |       |                    |                   |
| Annen driftsinntekt  | 1     | 60 915 126         | 55 721 602        |
| <b>Sum inntekter</b>   |       | <b>60 915 126</b>  | <b>55 721 602</b> |
| <b>Kostnader</b>   |       |                    |                   |
| Lønnskostnad   | 2,3,5 | 57 316 973         | 48 905 971        |
| Avskrivning på varige driftsmidler og immaterielle eiendeler | 4     | 338 039            | 314 961           |
| Annen driftskostnad  | 5     | 10 168 179         | 10 268 181        |
| <b>Sum kostnader</b>   |       | <b>67 823 191</b>  | <b>59 489 113</b> |
| <b>Driftsresultat</b>  |       | <b>-6 908 065</b>  | <b>-3 767 511</b> |
| <b>Finansinntekter og finanskostnader</b>                    |       |                    |                   |
| Annen renteinntekt   |       | 591 022            | 523 796           |
| Annen finansinntekt  | 6     | 1 997 491          | 1 693 217         |
| <b>Sum finansinntekter</b>                                   |       | <b>2 588 513</b>   | <b>2 217 013</b>  |
| Nedskrivning av finansielle eiendeler                        | 7     | 5 502 698          | 3 886 252         |
| Annen finanskostnad  | 6     | 501 477            | 1 088 509         |
| <b>Sum finanskostnader</b>                                   |       | <b>6 004 175</b>   | <b>4 974 761</b>  |
| <b>Netto finans</b>  |       | <b>-3 415 662</b>  | <b>-2 757 748</b> |
| <b>Resultat før skattekostnad</b>                            |       | <b>-10 323 727</b> | <b>-6 525 259</b> |
| Skattekostnad  | 8     | 1 354 668          | 1 064 612         |
| <b>Årsresultat</b>   |       | <b>-11 678 395</b> | <b>-7 589 871</b> |
| <b>Overføringer og disponeringer</b>                         |       |                    |                   |
| Overføringer til/fra annen egenkapital                       | 9     | -11 678 395        | -7 589 870        |
| <b>Sum overføringer og disponeringer</b>                     | 9     | <b>-11 678 395</b> | <b>-7 589 870</b> |



## Balanse

| Beløp i: NOK                                   | Note | 2024              | 2023              |
|--|------|-------------------|-------------------|
| <b>BALANSE - EIENDELER</b>                     |      |                   |                   |
| <b>Anleggsmidler</b>                           |      |                   |                   |
| <b>Immaterielle eiendeler</b>                  |      |                   |                   |
| Utsatt skattefordel                            | 8    | 1 439 175         | 2 142 582         |
| <b>Sum immaterielle eiendeler</b>              |      | <b>1 439 175</b>  | <b>2 142 582</b>  |
| <b>Varige driftsmidler</b>                     |      |                   |                   |
| Tomter, bygninger og annen fast eiendom        | 4    | 929 491           | 1 099 766         |
| <b>Sum varige driftsmidler</b>                 |      | <b>929 491</b>    | <b>1 099 766</b>  |
| <b>Finansielle anleggsmidler</b>               |      |                   |                   |
| Investering i datterselskap                    | 7    | 541 596           | 541 596           |
| <b>Sum finansielle anleggsmidler</b>           |      | <b>541 596</b>    | <b>541 596</b>    |
| <b>Sum anleggsmidler</b>                       |      | <b>2 910 262</b>  | <b>3 783 944</b>  |
| <b>Omløpsmidler</b>                            |      |                   |                   |
| <b>Varer</b>                                   |      |                   |                   |
| <b>Sum varer</b>                               |      | <b>0</b>          | <b>0</b>          |
| <b>Fordringer</b>                              |      |                   |                   |
| Andre fordringer                               |      | 2 583 498         | 2 456 317         |
| Konsernfordringer                              | 10   | 21 428 769        | 17 377 363        |
| <b>Sum fordringer</b>                          |      | <b>24 012 267</b> | <b>19 833 680</b> |
| <b>Investeringer</b>                           |      |                   |                   |
| <b>Sum investeringer</b>                       |      | <b>0</b>          | <b>0</b>          |
| <b>Bankinnskudd, kontanter og lignende</b>     |      |                   |                   |
| Bankinnskudd, kontanter og lignende            | 11   | 33 420 801        | 29 571 563        |
| <b>Sum bankinnskudd, kontanter og lignende</b> |      | <b>33 420 801</b> | <b>29 571 563</b> |
| <b>Sum omløpsmidler</b>                        |      | <b>57 433 068</b> | <b>49 405 243</b> |
| <b>SUM EIENDELER</b>                           |      | <b>60 343 330</b> | <b>53 189 187</b> |



### Balanse

| Beløp i: NOK                             | Note | 2024              | 2023              |
|--|------|-------------------|-------------------|
| <b>BALANSE - EGENKAPITAL OG GJELD</b>    |      |                   |                   |
| <b>Egenkapital</b>                       |      |                   |                   |
| <b>Innskutt egenkapital</b>              |      |                   |                   |
| Selskapskapital                          | 9,12 | 100 000           | 100 000           |
| Annen innskutt egenkapital               |      | 0                 | 0                 |
| <b>Sum innskutt egenkapital</b>          |      | <b>100 000</b>    | <b>100 000</b>    |
| <b>Opptjent egenkapital</b>              |      |                   |                   |
| Annen egenkapital                        | 9    | 30 139 230        | 23 426 267        |
| <b>Sum opptjent egenkapital</b>          |      | <b>30 139 230</b> | <b>23 426 267</b> |
| <b>Sum egenkapital</b>                   |      | <b>30 239 230</b> | <b>23 526 267</b> |
| <b>Gjeld</b>                             |      |                   |                   |
| <b>Langsiktig gjeld</b>                  |      |                   |                   |
| Pensjonsforpliktelser                    | 2    | 6 013 273         | 9 156 774         |
| <b>Sum avsetninger for forpliktelser</b> |      | <b>6 013 273</b>  | <b>9 156 774</b>  |
| <b>Annen langsiktig gjeld</b>            |      |                   |                   |
| <b>Sum annen langsiktig gjeld</b>        |      | <b>0</b>          | <b>0</b>          |
| <b>Sum langsiktig gjeld</b>              |      | <b>6 013 273</b>  | <b>9 156 774</b>  |
| <b>Kortsiktig gjeld</b>                  |      |                   |                   |
| Leverandørgjeld                          |      | 784 492           | 1 121 905         |
| Betalbar skatt                           | 8    | 1 214 092         | 134 346           |
| Skyldige offentlige avgifter             |      | 4 444 715         | 4 954 701         |
| Annen kortsiktig gjeld                   | 13   | 17 647 529        | 14 295 195        |
| <b>Sum kortsiktig gjeld</b>              |      | <b>24 090 828</b> | <b>20 506 147</b> |
| <b>Sum gjeld</b>                         |      | <b>30 104 101</b> | <b>29 662 921</b> |
| <b>SUM EGENKAPITAL OG GJELD</b>          |      | <b>60 343 331</b> | <b>53 189 188</b> |



## Brønnøysundregistrene

### ÅRSREGNSKAP FOR REGNSKAPSÅRET 2024 - GENERELL INFORMASJON

Journalnummer: 2025 684216

#### Enheten

Organisasjonsnummer: 988 774 863  
Organisasjonsform: Aksjeselskap  
Foretaksnavn: DHT MANAGEMENT AS  
Forretningsadresse: Haakon VIIIs gate 1  
0161 OSLO

#### Regnskapsår

Årsregnskapets periode: 01.01.2024 - 31.12.2024

#### Konsern

Morselskap i konsern: Ja  
Konsernregnskap lagt ved: Ja

#### Regnskapsregler

Regler for små foretak benyttet: Nei  
Benyttet ved utarbeidelsen av  
årsregnskapet til selskapet: Regnskapslovens alminnelige regler  
Benyttet ved utarbeidelsen av  
årsregnskapet til konsernet: -

#### Årsregnskapet fastsatt av kompetent organ

Bekreftet av representant for selskapet: Linda Høvik Lunde  
Dato for fastsettelse av årsregnskapet: 11.06.2025

#### Grunnlag for avgivelse

År 2024: Årsregnskap er elektronisk innlevert.  
År 2023: Tall er hentet fra elektronisk innlevert årsregnskap fra 2024.

*Det er ikke krav til at årsregnskapet m.v. som sendes til Regnskapsregisteret er undertegnet. Kontrollen på at dette er utført ligger hos revisor/enhetens øverste organ. Sikkerheten ivaretas ved at innsender har rolle/rettighet for innsending av årsregnskapet via Altinn, og ved at det bekreftes at årsregnskapet er fastsatt av kompetent organ.*

Brønnøysundregistrene, 12.08.2025



Organisasjonsnr: 988 774 863  
DHT MANAGEMENT AS

## RESULTATREGNSKAP

| <b>Beløp i: NOK</b>  | <b>Note</b> | <b>2024</b>        | <b>2023</b>       |
|--|-------------|--------------------|-------------------|
| <b>RESULTATREGNSKAP</b>                                      |             |                    |                   |
| <b>Inntekter</b>   |             |                    |                   |
| Annen driftsinntekt  | 1           | 60 915 126         | 55 721 602        |
| <b>Sum inntekter</b>   |             | <b>60 915 126</b>  | <b>55 721 602</b> |
| <b>Kostnader</b>   |             |                    |                   |
| Lønnskostnad   | 2,3,5       | 57 316 973         | 48 905 971        |
| Avskrivning på varige driftsmidler og immaterielle eiendeler | 4           | 338 039            | 314 961           |
| Annen driftskostnad  | 5           | 10 168 179         | 10 268 181        |
| <b>Sum kostnader</b>   |             | <b>67 823 191</b>  | <b>59 489 113</b> |
| <b>Driftsresultat</b>  |             | <b>-6 908 065</b>  | <b>-3 767 511</b> |
| <b>Finansinntekter og finanskostnader</b>                    |             |                    |                   |
| Annen renteinntekt   |             | 591 022            | 523 796           |
| Annen finansinntekt  | 6           | 1 997 491          | 1 693 217         |
| <b>Sum finansinntekter</b>                                   |             | <b>2 588 513</b>   | <b>2 217 013</b>  |
| Nedskrivning av finansielle eiendeler                        | 7           | 5 502 698          | 3 886 252         |
| Annen finanskostnad  | 6           | 501 477            | 1 088 509         |
| <b>Sum finanskostnader</b>                                   |             | <b>6 004 175</b>   | <b>4 974 761</b>  |
| <b>Netto finans</b>  |             | <b>-3 415 662</b>  | <b>-2 757 748</b> |
| <b>Resultat før skattekostnad</b>                            |             | <b>-10 323 727</b> | <b>-6 525 259</b> |
| Skattekostnad  | 8           | 1 354 668          | 1 064 612         |
| <b>Årsresultat</b>   |             | <b>-11 678 395</b> | <b>-7 589 871</b> |
| <b>Overføringer og disponeringer</b>                         |             |                    |                   |
| Overføringer til/fra annen egenkapital                       | 9           | -11 678 395        | -7 589 870        |
| <b>Sum overføringer og disponeringer</b>                     | <b>9</b>    | <b>-11 678 395</b> | <b>-7 589 870</b> |



Organisasjonsnr: 988 774 863  
DHT MANAGEMENT AS

## BALANSE

| Beløp i: NOK                                   | Note | 2024              | 2023              |
|--|------|-------------------|-------------------|
| <b>BALANSE - EIENDELER</b>                     |      |                   |                   |
| <b>Anleggsmidler</b>                           |      |                   |                   |
| <b>Immaterielle eiendeler</b>                  |      |                   |                   |
| Utsatt skattefordel                            | 8    | 1 439 175         | 2 142 582         |
| <b>Sum immaterielle eiendeler</b>              |      | <b>1 439 175</b>  | <b>2 142 582</b>  |
| <b>Varige driftsmidler</b>                     |      |                   |                   |
| Tomter, bygninger og annen fast eiendom        | 4    | 929 491           | 1 099 766         |
| <b>Sum varige driftsmidler</b>                 |      | <b>929 491</b>    | <b>1 099 766</b>  |
| <b>Finansielle anleggsmidler</b>               |      |                   |                   |
| Investering i datterselskap                    | 7    | 541 596           | 541 596           |
| <b>Sum finansielle anleggsmidler</b>           |      | <b>541 596</b>    | <b>541 596</b>    |
| <b>Sum anleggsmidler</b>                       |      | <b>2 910 262</b>  | <b>3 783 944</b>  |
| <b>Omløpsmidler</b>                            |      |                   |                   |
| <b>Varer</b>                                   |      |                   |                   |
| <b>Sum varer</b>                               |      | <b>0</b>          | <b>0</b>          |
| <b>Fordringer</b>                              |      |                   |                   |
| Andre fordringer                               |      | 2 583 498         | 2 456 317         |
| Konsernfordringer                              | 10   | 21 428 769        | 17 377 363        |
| <b>Sum fordringer</b>                          |      | <b>24 012 267</b> | <b>19 833 680</b> |
| <b>Investeringer</b>                           |      |                   |                   |
| <b>Sum investeringer</b>                       |      | <b>0</b>          | <b>0</b>          |
| <b>Bankinnskudd, kontanter og lignende</b>     |      |                   |                   |
| Bankinnskudd, kontanter og lignende            | 11   | 33 420 801        | 29 571 563        |
| <b>Sum bankinnskudd, kontanter og lignende</b> |      | <b>33 420 801</b> | <b>29 571 563</b> |
| <b>Sum omløpsmidler</b>                        |      | <b>57 433 068</b> | <b>49 405 243</b> |
| <b>SUM EIENDELER</b>                           |      | <b>60 343 330</b> | <b>53 189 187</b> |
| <b>BALANSE - EGENKAPITAL OG GJELD</b>          |      |                   |                   |
| <b>Egenkapital</b>                             |      |                   |                   |
| <b>Innskutt egenkapital</b>                    |      |                   |                   |
| Selskapskapital                                | 9,12 | 100 000           | 100 000           |
| Annen innskutt egenkapital                     |      | 0                 | 0                 |



|  |    |                   |                   |
|--|----|-------------------|-------------------|
| <b>Sum innskutt egenkapital</b>          |    | <b>100 000</b>    | <b>100 000</b>    |
| <b>Opptjent egenkapital</b>              |    |                   |                   |
| Annen egenkapital                        | 9  | 30 139 230        | 23 426 267        |
| <b>Sum opptjent egenkapital</b>          |    | <b>30 139 230</b> | <b>23 426 267</b> |
| <b>Sum egenkapital</b>                   |    | <b>30 239 230</b> | <b>23 526 267</b> |
| <b>Gjeld</b>                             |    |                   |                   |
| <b>Langsiktig gjeld</b>                  |    |                   |                   |
| Pensjonsforpliktelser                    | 2  | 6 013 273         | 9 156 774         |
| <b>Sum avsetninger for forpliktelser</b> |    | <b>6 013 273</b>  | <b>9 156 774</b>  |
| Annen langsiktig gjeld                   |    |                   |                   |
| <b>Sum annen langsiktig gjeld</b>        |    | <b>0</b>          | <b>0</b>          |
| <b>Sum langsiktig gjeld</b>              |    | <b>6 013 273</b>  | <b>9 156 774</b>  |
| <b>Kortsiktig gjeld</b>                  |    |                   |                   |
| Leverandørgjeld                          |    | 784 492           | 1 121 905         |
| Betalbar skatt                           | 8  | 1 214 092         | 134 346           |
| Skyldige offentlige avgifter             |    | 4 444 715         | 4 954 701         |
| Annen kortsiktig gjeld                   | 13 | 17 647 529        | 14 295 195        |
| <b>Sum kortsiktig gjeld</b>              |    | <b>24 090 828</b> | <b>20 506 147</b> |
| <b>Sum gjeld</b>                         |    | <b>30 104 101</b> | <b>29 662 921</b> |
| <b>SUM EGENKAPITAL OG GJELD</b>          |    | <b>60 343 331</b> | <b>53 189 188</b> |



Organisasjonsnr: 988 774 863  
DHT MANAGEMENT AS

NOTEOPPLYSNINGER - SELSKAP - alle poster oppgitt i hele tall

## Note

1

### Regnskapsprinsipper

Regnskapsprinsipper Årsregnskapet er satt opp i samsvar med regnskapsloven av 1998. Det er utarbeidet etter norske regnskapsstandarder og anbefalinger til god regnskapsskikk i Norge. Driftsinntekter Tjenester inntektsføres etter hvert som de leveres. Utenlandsk valuta Transaksjoner i utenlandsk valuta regnskapsføres etter transaksjonsdagens kurs. Pengeposter i utenlandsk valuta omregnes til balansedagens kurs. Agiogevinst og -tap føres som finansielle poster når de inntreffer. Investeringer i datterselskap Investeringer i datterselskaper vurderes etter kostmetoden. Investeringene blir nedskrevet til virkelig verdi dersom verdifallet ikke er forbigående og det må anses nødvendig etter god regnskapsskikk. Mottatt utbytte og konsernbidrag fra datterselskapene er inntektsført som annen finansinntekt. Omløpsmidler/Kortsiktig gjeld Omløpsmidler og kortsiktig gjeld omfatter normalt poster som forfaller til betaling innen ett år etter balansedagen, samt poster som knytter seg til varekretsløpet. Omløpsmidler vurderes til laveste verdi av anskaffelseskost og antatt virkelig verdi. Varige driftsmidler Varige driftsmidler føres opp til kostpris med fradrag for akkumulerte avskrivninger og nedskrivninger. Avskrivninger beregnes etter den lineære metode over driftsmidlets forventede brukstid. Når varige driftsmidler selges eller utrangeres, føres kostpris og akkumulerte avskrivninger ut av balansen og gevinst eller tap resultatføres. Estimer for brukstid, utrangeringsverdi og avskrivningsmetoder gjennomgås ved utgangen av hvert regnskapsår, og justeres hvis nødvendig. Eventuelle endringer får regnskapsmessig virkning fremover i tid, idet de er å anse som estimatendringer. Fordringer Kundefordringer og andre fordringer er oppført til pålydende etter fradrag for avsetning til forventet tap. Avsetning til tap gjøres på grunnlag av en individuell vurdering av de enkelte fordringene. I tillegg gjøres det for øvrige kundefordringer en uspesifisert avsetning for å dekke antatt tap. Aksjebasert avlønning Selskapet resultatfører aksjebasert avlønning og benytter en virkelig verdi metode for å verdsette kompensasjonskostnadene. Kompensasjonskostnaden blir målt ved starten av opptjeningsperioden, basert på verdien av aksjene som skal gis, og kostnadsføres over opptjeningsperioden. Verdien av aksjene blir regnskapsført som en lønnskostnad i resultatregnskapet og mot egenkapital i balansen. Den aksjebaserte avlønningen er knyttet til egenkapitalinstrumenter som utstedes av DHT Holdings Inc. som er morselskapet. Avsetninger Avsetninger blir balanseført når selskapet har en eksisterende forpliktelse (rettslig eller antatt) som følge av en tidligere hendelse og det er sannsynlig at det vil kreves en utgående strøm av økonomiske fordeler fra selskapet for å innfri forpliktelsen og det er mulig å gjøre et pålitelig estimat for beløpet. Skatt Periodens skattekostnad i resultatregnskapet omfatter både betalbare skatter i perioden og endring i utsatt skatt. Betalbar skatt for inneværende periode og tidligere perioder gir uttrykk for den skatt som forventes å måtte betales til skattemyndighetene for inneværende og tidligere år. Skatteberegningen er basert på de skattesatser og skatteregler som er vedtatt på balansedagen. Endring utsatt skatt gir uttrykk for fremtidige betalbare skatter som oppstår som følge av periodens aktiviteter. Utsatt skatt i balansen beregnes basert på midlertidige forskjeller mellom regnskapsmessige og skattemessige balanseverdier, etter fradrag for skattemessige underskudd til fremføring. Balanseført utsatt skattefordel vurderes ved hver balansedag og reduseres i den grad det ikke er sannsynlig at fremtidige skattemessige overskudd vil være tilstrekkelige til å utnytte



den utsatte skattefordel. Utsatt skattefordel og utsatt skatt måles til de skattesatser som er forventet å være gjeldende i det år når skattefordelen blir utnyttet eller skattegjelden gjøres opp, med utgangspunkt i de skattesatser og skatteregler som er vedtatt på balansedagen. Pensjon Selskapet etablerte en ytelsesbasert pensjonsordning for ansatte i 2010. Deler av pensjonen blir dekket ved utbetalinger fra folketrygden. Den ytelsesbaserte pensjonsordningen er forsikret gjennom et forsikringsselskap. For regnskapsmessige formål er det forutsatt at pensjonsytelser periodiseres lineært. Ytelsesbaserte ordninger definerer pensjonsbeløpet ut fra hvor mye de ansatte vil motta i pensjon og er avhengig blant annet av faktorer som alder, tjenestetid og lønnsnivå. Den balanseførte forpliktelsen knyttet til ytelsesordningene består av nåverdien av pensjonsforpliktelsen fratrukket markedsverdien av pensjonsmidlene sammen med justeringer for uamortiserte estimatavvik og ikke resultatførte kostnader knyttet til tidligere perioders opptjening. Beregningene utføres årlig av en uavhengig aktuar, og er basert på en lineær opptjeningsmodell. Nåverdien av forpliktelsen fastsettes ved å neddiskontere de estimerte fremtidige pensjonsutbetalingene basert på en diskonteringsrente fastsatt med utgangspunkt i lange statsobligasjoner i Norge med justering for avvikende forfallsstruktur. Nærstående parter Parter anses å være nærstående hvis en part har mulighet til direkte eller indirekte å kontrollere den annen part eller har betydelig påvirkningsmulighet ovenfor den annen part med hensyn til finansielle og driftsmessige beslutninger. Parter er også nærstående hvis de underlagt felles kontroll eller er under felles betydelig påvirkning. Selskapet mener at alle transaksjoner mellom nærstående parter er basert på prinsippet om armlengdes avstand (antatt markedsverdi). Kontantstrømpoppstilling Kontantstrømpoppstillingen er utarbeidet etter den indirekte metode. Kontanter og kontantekvivalenter omfatter kontanter og bankinnskudd.

#### Note

1

Er det usikkerhet om fortsatt drift?: Nei

#### Note

3

#### Antall årsverk i regnskapsåret

13.00

#### Note

3

#### Spesifisering av resultatregnskapet

##### Lønnskostnader

| <u>Lønn</u>              | <u>Årets</u> | <u>Fjorårets</u> |
|--------------------------|--------------|------------------|
|                          | 43447811.00  | 36425484.00      |
| <u>Folketrygdavgift</u>  | <u>Årets</u> | <u>Fjorårets</u> |
|                          | 7709927.00   | 6719084.00       |
| <u>Pensjonskostnader</u> | <u>Årets</u> | <u>Fjorårets</u> |
|                          | 4791168.00   | 3308289.00       |
| <u>Andre ytelser</u>     | <u>Årets</u> | <u>Fjorårets</u> |



1368067.00 2453114.00

| <u>Sum lønnskostnader</u> | <u>Årets</u> | <u>Fjorårets</u> |
|---------------------------|--------------|------------------|
|                           | 57316973.00  | 48905971.00      |

#### Mer om årsverk og lønn

Note 3 Selskapet har obligatorisk ytelsesbasert pensjon. Jamfør note 2. Gjennomsnittlig antall utførte årsverk i 2024 er 13

#### Note

#### Ekstraordinære inntekter og kostnader

| <u>Sum</u> | <u>Beløp</u> |
|------------|--------------|
|------------|--------------|

#### Note

4

#### Varige driftsmidler og immaterielle eiendeler

| <u>Anskaffelseskost 31.12.</u> | <u>Varige driftsmidler</u> | <u>Immaterielle eiend.</u> |
|--------------------------------|----------------------------|----------------------------|
|                                | 0.00                       | 0.00                       |

| <u>Balanseført verdi 31.12.</u> | <u>Varige driftsmidler</u> | <u>Immaterielle eiend.</u> |
|---------------------------------|----------------------------|----------------------------|
|                                 | 0.00                       | 0.00                       |

#### Anskaffelseskost - balanseførte lånekostnader, egentilvirkede anleggsmidler

#### Goodwill spesifisert for hvert enkelt virksomhetskjøp

#### Avskrivningsplan for goodwill som er lenger enn fem år - begrunnelse

#### Mer om varige driftsmidler/immaterielle eiendeler

Se note 4 i vedlegg

#### Note

7

#### Konsern, tilknyttet selskap m.v.

#### Investering som regnskapsføres etter egenkapitalmetoden

| <u>Investering</u>                      | <u>Inng.balanse</u> | <u>Inntektsf.res</u> | <u>Andre endr.</u> | <u>Utg. balanse</u> |
|---|---------------------|----------------------|--------------------|---------------------|
| DHT Ship Management (Singapore) Pte Ltd | 541596.00           |                      |                    | 541596.00           |

#### Konsernregnskap

Virksomheten inngår i konsolideringen til morselskapets konsernregnsk.: Ja

#### Morselskapet sitt navn

DHT Holdings, Inc

#### Forretningskontor for morselskapet

Bermunda



Datterselskap er utelatt fra konsolideringen: Ja

**Begrunnelse for at datterselskap er utelatt fra konsolideringen**

I henhold til Regnskapsloven §3-7 har selskapet har fått innvilget fritak fra plikten om å konsolidere datter, se vedlagt fritaksbrev.»

**Konsern, tilknyttet selskap m.v. - fordringer og gjeld**

**Fordringer**

| <u>Samlet beløp - foretak i samme konsern</u> | <u>Årets</u> | <u>Fjorårets</u> |
|---|--------------|------------------|
|   | 21428769.00  | 17377363.00      |

| <u>Samlet beløp - tilknyttet selskap</u> | <u>Årets</u> | <u>Fjorårets</u> |
|--|--------------|------------------|
|--|--------------|------------------|

**Annen langsiktig gjeld**

| <u>Samlet beløp - foretak i samme konsern</u> | <u>Årets</u> | <u>Fjorårets</u> |
|---|--------------|------------------|
|---|--------------|------------------|

| <u>Samlet beløp - felles kontrollert virksomhet</u> | <u>Årets</u> | <u>Fjorårets</u> |
|---|--------------|------------------|
|---|--------------|------------------|

**Kortsiktig gjeld**

| <u>Samlet beløp - foretak i samme konsern</u> | <u>Årets</u> | <u>Fjorårets</u> |
|---|--------------|------------------|
|---|--------------|------------------|

| <u>Samlet beløp - felles kontrollert virksomhet</u> | <u>Årets</u> | <u>Fjorårets</u> |
|---|--------------|------------------|
|---|--------------|------------------|

**Samlet forpliktelse til fordel for foretak i samme konsern**

| <u>Pantstillelse</u> | <u>Beløp</u> |
|----------------------|--------------|
|----------------------|--------------|

| <u>Garantier</u> | <u>Beløp</u> |
|------------------|--------------|
|------------------|--------------|

**Mer om tilknyttet selskap/datterselskap**

Investeringer i datterselskap, Note 7 Det er i 2024 foretatt en nedskrivning av investering i DHT Ship Management (Singapore) Pte Ltd med kr. 5.502.698. Nedskrivningen knytter seg til aksjeverdivasert avlønning for ansatte i DHT Ship Management, med oppgjør i egenkapitalinstrumenter i DHT Holdings, Inc., Denne er regnskapsført som en kapitalforhøyelse i DHT Ship Management (Singapore) Pte Ltd i henhold til regnskapslovens regler om regnskapsføring av aksjeverdivasert avlønning. Note 7 Investering i datterselskap Ansk.- Forretnings- Stemme- Eier- Firma tidspunkt kontor andel andel DHT Ship Management (Singapore) Pte Ltd 2014 Singapore 100 % 100%

**Note**

**Fordringer**

**Fordringer som forfaller senere enn ett år etter regnskapsårets slutt**



Mer om fordringer

Note

Virkelig verdi og resultatført verdiendr. i perioden, finansielle instrumenter

Mer om finansielle instrumenter

Beskrivelse av finansielle derivater

Note

| <u>Beholdning av egne aksjer</u> | <u>Antall</u> | <u>Pålydende</u> | <u>Andel av aksjek.</u> |
|----------------------------------|---------------|------------------|-------------------------|
|----------------------------------|---------------|------------------|-------------------------|

Erverv

Endringer i beholdning av aksjer i løpet av regnskapsåret

Avhendelse

Endringer i beholdning av aksjer i løpet av regnskapsåret

Samvirkeforetak

Vedtaksbestemmelser/årsmøtevedtak/forslag til vedtak om medlemskapskonti

Mer om aksjer

Note

5

Lån og sikkerhetsstillelse til medlemmer

Er det gitt lån eller sikkerhetsstillelse til ledende personer: Nei

Opplysninger om:

Medlemmer av:

Mer om lån og sikkerhetsstillelse

Det er ikke gitt lån til eller sikkerhetsstillelse til fordel for daglig leder og leder av styret.

**Årsregnskap regnskapsåret 2024 for 988774863**  
**FORM 20-F**

(Mark One)

REGISTRATION STATEMENT PURSUANT TO SECTION 12(b) OR (g) OF THE SECURITIES EXCHANGE ACT OF 1934

OR

ANNUAL REPORT PURSUANT TO SECTION 13 OR 15(d) OF THE SECURITIES EXCHANGE ACT OF 1934 FOR THE FISCAL YEAR ENDED DECEMBER 31, 2024

OR

TRANSITION REPORT PURSUANT TO SECTION 13 OR 15(d) OF THE SECURITIES EXCHANGE ACT OF 1934

OR

SHELL COMPANY REPORT PURSUANT TO SECTION 13 OR 15(d) OF THE SECURITIES EXCHANGE ACT OF 1934

Commission file number: 001-32640

**DHT HOLDINGS, INC.**

(Exact name of Registrant as specified in its charter)

Not Applicable

(Translation of Registrant's name into English)

Republic of the Marshall Islands

(Jurisdiction of incorporation or organization)

Clarendon House

2 Church Street, Hamilton HM 11

Bermuda

(Address of principal executive offices)

Laila Cecilie Halvorsen

Tel: +1 (441) 295-1422

Clarendon House

2 Church Street, Hamilton HM 11

Bermuda

(Name, Telephone, E-mail and/or Facsimile number and Address of Company Contact Person)

| Title of each class                      | Securities registered or to be registered pursuant to Section 12(b) of the Act:                 | Trading Symbol | Name of each exchange on which registered |
|--|---|----------------|---|
| Common Stock, par value \$0.01 per share |   | DHT            | New York Stock Exchange                   |
|  | Securities registered or to be registered pursuant to Section 12(g) of the Act: None            |                |   |
|  | Securities for which there is a reporting obligation pursuant to Section 15(d) of the Act: None |                |   |

Indicate the number of outstanding shares of each of the issuer's classes of capital or common stock as of the close of the period covered by the annual report.

159,983,104 shares of common stock, par value \$0.01 per share.

Indicate by check mark if the registrant is a well-known seasoned issuer, as defined in Rule 405 of the Securities Act.

Yes

No

If this report is an annual or transition report, indicate by check mark if the registrant is not required to file reports pursuant to Section 13 or 15(d) of the Securities Exchange Act of 1934.

Yes

No

Indicate by check mark whether the registrant (1) has filed all reports required to be filed by Section 13 or 15(d) of the Securities Exchange Act of 1934 during the preceding 12 months (or for such shorter period that the registrant was required to file such reports), and (2) has been subject to such filing requirements for the past 90 days.

Yes

No

Indicate by check mark whether the registrant has submitted electronically every Interactive Data File required to be submitted pursuant to Rule 405 of Regulation S-T (§232.405 of this chapter) during the preceding 12 months (or for such shorter period that the registrant was required to submit such files). Yes  No

Indicate by check mark whether the registrant is a large accelerated filer, an accelerated filer, a non-accelerated filer, or an emerging growth company. See definition of "large accelerated filer", "accelerated filer", and "emerging growth company" in Rule 12b-2 of the Exchange Act.

Large Accelerated Filer   
Emerging growth company

Accelerated Filer

Non-accelerated Filer

If an emerging growth company that prepares its financial statements in accordance with U.S. GAAP, indicate by check mark if the registrant has elected not to use the extended transition period for complying with any new or revised financial accounting standards provided pursuant to Section 13(a) of the Exchange Act.

† The term "new or revised financial accounting standard" refers to any update issued by the Financial Accounting Standards Board to its Accounting Standards Codification after April 5, 2012.

Indicate by check mark whether the registrant has filed a report on and attestation to its management's assessment of the effectiveness of its internal control over financial reporting under Section 404(b) of the Sarbanes-Oxley Act (15 U.S.C. 7262(b)) by the registered public accounting firm that prepared or issued its audit report. Yes  No

If securities are registered pursuant to Section 12(b) of the Act, indicate by check mark whether the financial statements of the registrant included in the filing reflect the correction of an error to previously issued financial statements.

Indicate by check mark whether any of those error corrections are restatements that required a recovery analysis of incentive-based compensation received by any of the registrant's executive officers during the relevant recovery period pursuant to §240.10D-1(b).

Indicate by check mark which basis of accounting the registrant has used to prepare the financial statements included in this filing:

U.S. GAAP

International Financial Reporting Standards as issued by the  
International Accounting Standards Board

Other

If "Other" has been checked in response to the previous question, indicate by check mark which financial statement item the registrant has elected to follow.

Item 17

Item 18

If this report is an annual report, indicate by check mark whether the registrant is a shell company (as defined in Rule 12b-2 of the Exchange Act).

Yes

No

## CAUTIONARY NOTE REGARDING FORWARD-LOOKING STATEMENTS

## Årsregnskap regnskapsåret 2024 for 988774863

## PART I

|          |   |    |
|----------|---|----|
| ITEM 1.  | <u>IDENTITY OF DIRECTORS, SENIOR MANAGEMENT AND ADVISORS</u>      | 6  |
| ITEM 2.  | <u>OFFER STATISTICS AND EXPECTED TIMETABLE</u>                    | 6  |
| ITEM 3.  | <u>KEY INFORMATION</u>  | 6  |
| ITEM 4.  | <u>INFORMATION ON THE COMPANY</u>                                 | 24 |
| ITEM 4A. | <u>UNRESOLVED STAFF COMMENTS</u>                                  | 36 |
| ITEM 5.  | <u>OPERATING AND FINANCIAL REVIEW AND PROSPECTS</u>               | 36 |
| ITEM 6.  | <u>DIRECTORS, SENIOR MANAGEMENT AND EMPLOYEES</u>                 | 47 |
| ITEM 7.  | <u>MAJOR STOCKHOLDERS AND RELATED PARTY TRANSACTIONS</u>          | 53 |
| ITEM 8.  | <u>FINANCIAL INFORMATION</u>                                      | 56 |
| ITEM 9.  | <u>THE OFFER AND LISTING</u>                                      | 57 |
| ITEM 10. | <u>ADDITIONAL INFORMATION</u>                                     | 57 |
| ITEM 11. | <u>QUANTITATIVE AND QUALITATIVE DISCLOSURES ABOUT MARKET RISK</u> | 73 |
| ITEM 12. | <u>DESCRIPTION OF SECURITIES OTHER THAN EQUITY SECURITIES</u>     | 73 |

## PART II

|           |   |    |
|-----------|---|----|
| ITEM 13.  | <u>DEFAULTS, DIVIDEND ARREARAGES AND DELINQUENCIES</u>                        | 74 |
| ITEM 15.  | <u>CONTROLS AND PROCEDURES</u>  | 74 |
| ITEM 16.  | <u>RESERVED</u>   | 75 |
| ITEM 16A. | <u>AUDIT COMMITTEE FINANCIAL EXPERT</u>                                       | 75 |
| ITEM 16B. | <u>CODE OF ETHICS</u>   | 75 |
| ITEM 16C. | <u>PRINCIPAL ACCOUNTANT FEES AND SERVICES</u>                                 | 75 |
| ITEM 16D. | <u>EXEMPTIONS FROM THE LISTING STANDARDS FOR AUDIT COMMITTEES</u>             | 75 |
| ITEM 16E. | <u>PURCHASES OF EQUITY SECURITIES BY THE ISSUER AND AFFILIATED PURCHASERS</u> | 76 |
| ITEM 16F. | <u>CHANGE IN REGISTRANT'S CERTIFYING ACCOUNTANT</u>                           | 76 |
| ITEM 16G. | <u>CORPORATE GOVERNANCE</u>   | 76 |
| ITEM 16H. | <u>MINE SAFETY DISCLOSURE</u>   | 76 |
| ITEM 16I. | <u>DISCLOSURE REGARDING FOREIGN JURISDICTIONS THAT PREVENT INSPECTIONS</u>    | 77 |
| ITEM 16J. | <u>INSIDER TRADING POLICIES</u>   | 77 |
| ITEM 16K. | <u>CYBERSECURITY</u>  | 77 |

## PART III

|          |                             |    |
|----------|-----------------------------|----|
| ITEM 17. | <u>FINANCIAL STATEMENTS</u> | 78 |
| ITEM 18. | <u>FINANCIAL STATEMENTS</u> | 78 |
| ITEM 19. | <u>EXHIBITS</u>             | 78 |

## Explanatory Note

Unless we specify otherwise, all references in this report to “we,” “our,” “us,” “Company” and “DHT” refer to DHT Holdings, Inc. and its subsidiaries and all references to DHT Holdings, Inc. “common stock” are to our common registered shares. All references in this report to “DHT Maritime” refer to DHT Maritime, Inc. and its subsidiaries. Our fiscal year ends on December 31, 2024. Our reporting currency is the U.S. dollar. Most of our revenues and operating costs are in U.S. dollars. All references in this report to “\$” and “dollars” refer to U.S. dollars.

Arsregnskap regnskapsåret 2024 for 988774863

## Presentation of Financial Information

DHT Holdings, Inc. prepares its consolidated financial statements in accordance with International Financial Reporting Standards, or “IFRS® Accounting Standards” as issued by the International Accounting Standards Board, or “IASB.”

## Certain Industry Terms

The following are definitions of certain terms that are commonly used in the tanker industry and in this report:

| <u>Term</u>            | <u>Definition</u>   |
|------------------------|---|
| annual survey          | The inspection of a vessel pursuant to international conventions by a classification society surveyor, on behalf of the flag state, which takes place every year.   |
| bareboat charter       | A charter under which a charterer pays a fixed daily or monthly rate for a fixed period of time for use of the vessel. The charterer pays all voyage and vessel operating expenses, including crewing and vessel insurance. Bareboat charters are usually long term. Also referred to as a “demise charter.”  |
| bunker                 | Fuel oil used to operate a vessel’s engines, generators and boilers.  |
| charter                | Contract for the use of a vessel, generally consisting of either a voyage, time or bareboat charter.  |
| charter hire           | Money paid by a charterer to the shipowner for the use of a vessel under a time charter or bareboat charter.  |
| charterer              | The company that hires a vessel pursuant to a charter.  |
| classification society | An independent society that certifies that a vessel has been built and maintained according to the society’s rules for that type of society vessel and complies with the applicable rules and regulations of the country in which the vessel is registered, as well as the international conventions which that country has ratified. A vessel that receives its certification is referred to as being “in class” as of the date of issuance. |
| double-hull            | A hull construction design in which a vessel has an inner and outer side and bottom separated by void space, usually two meters in width.   |
| drydocking             | The removal of a vessel from the water for inspection or repair of those parts of a vessel which are below the water line. During drydockings, which are required to be carried out periodically, certain mandatory classification society inspections are carried out and relevant certifications issued. Drydockings are generally required once every 30 to 60 months.   |
| dwt                    | Deadweight tons, which refers to the total carrying capacity of a vessel by weight.   |

exhaust gas emissions.

hull

Shell or body of a ship.

IMO

International Maritime Organization, a United Nations agency that is responsible for regulating and coordinating shipping.

## Årsregnskap regnskapsåret 2024 for 988774863

IMO 2020

On January 1, 2020, a new limit on the Sulphur content in the fuel oil used on board ships came into force, with the objective to improve air quality, preserve the environment and protect human health.

In connection with IMO 2020, refiners began to produce fuels with very low Sulphur content for the industry, with varying processes and specifications.

Before the 2020 limit entered into force, most ships were using heavy fuel oil. Now, ships must either use Very Low Sulphur Fuel Oil (VLSFO) to comply with the 2020 limit or continue to use heavy fuel oil in combination with an exhaust gas cleaning system.

Known as "IMO 2020", the rule limits the Sulphur in the fuel oil used on board ships operating outside designated emission control areas to 0.50% m/m (mass by mass) - a significant reduction from the previous limit of 3.5%. Limits within specific designated emission control areas were already stricter (0.10%) and remained unchanged.

newbuilding

A new vessel under construction or just completed.

off-hire

The period a vessel is unable to perform services and generate revenue. Off-hire periods typically include days spent undergoing repairs and drydocking, whether planned or not.

OPA

U.S. Oil Pollution Act of 1990, as amended.

OPEC

Organization of Petroleum Exporting Countries, an international organization of oil-exporting developing nations that coordinates and unifies the petroleum policies of its member countries.

petroleum products

Refined crude oil products, such as fuel oils, gasoline and jet fuel.

protection and indemnity insurance

Commonly known as "P&I insurance," the insurance obtained through mutual associations, or "clubs," formed by shipowners to provide liability insurance protection against a financial loss by one member through contribution towards that loss by all members. To a great extent, the risks are reinsured.

scrapping

The disposal of vessels by demolition for scrap metal.

special survey

An extensive inspection of a vessel by classification society surveyors that must be completed at least once during each five-year period. Special surveys require a vessel to be drydocked.

spot market

The market for immediate chartering of a vessel, usually for single voyages.

tanker

A ship designed for the carriage of liquid cargoes in bulk with cargo space consisting of several segregated tanks. Tankers carry a variety of products including crude oil, refined petroleum products, liquid chemicals and liquefied gas.

|                           |  |
|---------------------------|--|
| time charter              | A charter under which a customer pays a fixed daily or monthly rate for a fixed period of time for use of the vessel. Subject to any restrictions in the charter, the customer decides the type and quantity of cargo to be carried, and the vessel owner is responsible for the vessel operating expenses, including crew costs, fuel, and port charges. The shipowner pays all vessel operating expenses such as the management expenses, crew costs and vessel insurance. |
| time charterer            | The company that hires a vessel pursuant to a time charter.  |
| vessel operating expenses | The costs of operating a vessel incurred during a charter, primarily consisting of crew wages, associated costs and insurance.   |
| VLCC                      | VLCC is the abbreviation for "very large crude carrier," a large crude oil tanker in the range of 270,000 to 320,000 dwt. Modern VLCCs can generally transport two million barrels or more of crude oil. These vessels are mainly used on the longest (long haul) routes from the Arabian Gulf to North America, Europe, and Asia, and from West Africa and South America to the U.S. and Far Eastern destinations.  |
| voyage charter            | A charter under which a shipowner hires out a ship for a specific voyage between the loading port and the discharging port. The shipowner is responsible for paying both ship operating expenses and voyage expenses. Typically, the customer is responsible for any delay at the loading or discharging ports. The shipowner is paid freight on the basis of the cargo movement between ports. Also referred to as a "spot charter".  |
| voyage expenses           | Expenses incurred due to a vessel traveling to a destination, such as fuel cost and port charges.  |



on order, or the useful lives of our vessels;

- the availability of key employees and seafarers, the length and number of off-hire days, drydocking requirements and fuel and insurance costs;
- competitive pressures within the tanker industry;
- ~~changes in trading patterns for particular commodities significantly impacting overall tonnage requirements;~~

## Årsregnskap regnskapsåret 2024 for 988774863

- 
- changes in the rate of growth of the world and various regional economies;
  - the risk of incidents related to vessel operation, including discharge of pollutants;
  - unanticipated changes in laws and regulations, including those in response to the increased focus on sustainability and other environmental, social and governance matters in recent years;
  - delays and cost overruns in construction projects;
  - any malfunction or disruption of information technology ("IT") systems and networks that our operations rely on or any impact of a possible cybersecurity breach;
  - potential liability from future litigation;
  - corruption, piracy, militant activities, political instability, terrorism, ethnic unrest and regionalism in countries where we may operate;
  - our business strategy and other plans and objectives for future operations;
  - any non-compliance with the U.S. Foreign Corrupt Practices Act of 1977, or other applicable regulations relating to bribery; and
  - other factors discussed in "Item 3. Key Information—Risk Factors" and "Item 5. Operating and Financial Review and Prospects—Management's Discussion and Analysis of Financial Condition and Results of Operations" of this annual report.

We undertake no obligation to publicly update or revise any forward-looking statements contained in this report, whether as a result of new information, future events or otherwise, except as required by law. In light of these risks, uncertainties and assumptions, the forward-looking events discussed in this report might not occur, and our actual results could differ materially from those anticipated in these forward-looking statements. Further, we cannot assess the impact of each such factor on our business or to the extent to which any factor, or combination of factors, may cause actual results to be materially different from those contained in any forward-looking statement.

Not applicable.

Not applicable.

A. RESERVED

B. CAPITALIZATION AND INDEBTEDNESS

Not applicable.

C. REASONS FOR THE OFFER AND USE OF THE PROCEEDS

Not applicable.

D. RISK FACTORS

*If the events discussed in these Risk Factors occur, our business, financial condition, results of operations or cash flows could be materially adversely affected. In such a case, the market price of our common stock could decline.*

**Summary of Risk Factors**

**Risks Relating to our Company**

- A contraction or tightening of the global credit markets and the resulting volatility in the financial markets could have a material adverse impact on credit availability, world oil demand and demand for our vessels, which could adversely affect our results of operations, financial condition and cash flows, and could cause the market price of our common stock to decline.
- We may not be able to re-charter or employ our vessels profitably.
- We are dependent on performance by our charterers.
- We may have difficulty managing growth.
- We may elect to reduce our fleet.
- Restrictive covenants in the secured credit facilities may impose financial and other restrictions on us and our subsidiaries.
- If we fail to comply with certain corporate or ship-specific covenants, including as a result of declining vessel values, or are unable to meet our debt obligations under the secured credit facilities, our lenders could declare their debt to be immediately due and payable and foreclose on our vessels.

- Vessel values and charter rates are volatile. The highly cyclical nature of the tanker industry may lead to changes in charter rates from time to time, which may adversely affect our earnings, financial condition and results of operations.

- An oversupply of new vessels may adversely affect charter rates and vessel values.

## Årsregnskap regnskapsåret 2024 for 988774863

- ~~Political decisions may affect our vessels' trading patterns and could adversely affect our business and operation results.~~

- Adverse conditions and disruptions in global economies could have a material adverse effect on our business.

- Compliance with environmental laws, regulations or carbon tax regimes and emissions regulation schemes, as well as increasing focus on sustainability and other environmental, social and governance matters, may adversely affect our business.

### Risks Relating to our Capital Stock

- The market price of our common stock may be unpredictable and volatile.
- Future sales of our common stock could cause the market price of our common stock to decline.
- The anti-takeover provisions in our amended and restated bylaws may discourage a change of control.

### Risks Relating to Taxation

- Certain adverse U.S. federal income tax consequences could arise for U.S. stockholders.
- Our operating income could fail to qualify for an exemption from U.S. federal income taxation, which will reduce our cash flow.
- We may be subject to taxation in Norway, which could have a material adverse effect on our results of operations and would subject dividends paid by us to Norwegian withholding taxes.
- Recently enacted income tax laws in Bermuda may adversely affect our business, financial condition or results of operation.

### RISKS RELATING TO OUR COMPANY

**A contraction or tightening of the global credit markets and the resulting volatility in the financial markets could have a material adverse impact on credit availability, world oil demand and demand for our vessels, which could adversely affect our results of operations, financial condition and cash flows, and could cause the market price of our common stock to decline.**

The global financial markets have been highly volatile and the availability of credit from financial markets and financial institutions can vary substantially depending on developments in the global financial markets. While we have seen improvement in the health of financial institutions and the willingness of financial institutions to extend credit to companies in the shipping industry, there is no guarantee that credit will be available to us going forward. As the shipping industry is highly dependent on the availability of credit to finance and expand operations, we may be adversely affected by a decline in the global credit and financial markets.

by, among other factors, inflation, which caused the U.S. Federal Reserve and other central banks to increase interest rates in response, though inflation has come down from the high level seen in 2022 and 2023. Inflation and continued high interest rates may raise the cost of capital, increase our operating costs and generally reduce economic growth, disrupting global trade, oil demand and shipping. Concerns over inflation, high interest rates, energy costs, geopolitical issues, including acts of war and the availability and cost of credit, have contributed to increased volatility and diminished expectations for the economy and the markets going forward. Further, these factors, combined with volatile oil prices and declining business and consumer confidence, have precipitated fears of a possible economic recession and a tightening in the credit markets, low levels of liquidity in financial markets and the possibility of a global financial crisis and a potential disruption of the banking system and the financial markets may adversely impact our business and financial condition in ways that we cannot predict. In addition, the uncertainty about current and future global economic conditions caused by a renewed financial crisis may cause our customers to defer projects in response to tighter credit, decreased cash availability and declining confidence, which may negatively impact the demand for our vessels.

Årsregnskap regnskapsåret 2024 for 988774863

**We may not be able to re-charter or employ our vessels profitably which could materially and adversely affect our business, financial position and cash available for the payment of dividends.**

As of December 31, 2024, seven of our vessels are currently on time charters with five different charterers. At the expiry of these charters, we may not be able to re-charter our vessels on terms similar to the terms of our existing charters. We may also employ the vessels on the spot charter market, which is subject to greater rate volatility than the time charter market. If we receive lower charter rates under replacement charters or are unable to re-charter our vessels, our business and financial position could be materially and adversely affected and the amounts that we have available, if any, to pay distributions to our stockholders may be reduced or eliminated.

**We are dependent on performance by our charterers and any failure by the charterers to perform their obligations could materially and adversely affect our business, financial position and cash available for the payment of dividends.**

As of December 31, 2024, seven of our 24 vessels currently in operation are on time charters. We are dependent on the performance by the charterers of their obligations under the charters. The ability and willingness of our charterers to perform their obligations under their charters will depend on a number of factors that are beyond our control and may include, among other things, general economic conditions, the overall financial condition of the charterer and various expenses. Any failure by the charterers to perform their obligations could materially and adversely affect our business, financial position and cash available for the payment of dividends.

**We may have difficulty managing growth which could materially and adversely affect our business, financial position and cash available for the payment of dividends.**

We may grow our fleet by acquiring additional vessels, fleets of vessels or companies owning vessels or by entering into joint ventures in the future. Such future growth will primarily depend on:

- identifying and acquiring vessels, fleets of vessels or companies owning vessels, contracting to build new vessels or entering into joint ventures that meet our requirements, including, but not limited to, price, specification and technical condition;
- consummating acquisitions of vessels, fleets of vessels or companies owning vessels, contracting to build new vessels or acquisitions of companies or joint ventures; and
- obtaining required financing through equity or debt financing on acceptable terms.

Growing any business by acquisition presents numerous risks, such as undisclosed liabilities and obligations, the possibility that indemnification agreements will be unenforceable or insufficient to cover potential losses and the difficulties associated with imposing common standards, controls, procedures and policies, obtaining additional qualified personnel, managing relationships with customers and integrating newly acquired assets and operations into existing infrastructure. We cannot give any assurance that we will be successful in executing any growth plans or that we will not incur significant expenses and losses in connection with any future growth.

We may elect to divest the least energy efficient vessels in our fleet in anticipation of the transition to more energy efficient vessels and technologies in order to prepare the Company for future yet unidentified investments. If we reduce the size of our fleet and subsequent future investments are delayed or are more costly than anticipated, our business, financial condition and results of operations, as well as our cash flows, including cash available for dividends to our stockholders, could be materially adversely affected.

**Restrictive covenants in the secured credit facilities may impose financial and other restrictions on us and our subsidiaries.**

## Arsregnskap regnskapsåret 2024 for 988774863

We are a holding company and have no significant assets other than cash and the equity interests in our subsidiaries. Our subsidiaries own all of our vessels. As described in Item 5, our subsidiaries are party to four secured credit facilities (the "secured credit facilities"), each secured by mortgages over certain vessels owned by our subsidiaries. The secured credit facilities impose certain operating and financial restrictions on us and our subsidiaries. These restrictions may limit our and our subsidiaries' ability to, among other things: pay dividends, incur additional indebtedness, change the management of vessels, permit liens on their assets, sell vessels, merge or consolidate with, or transfer all or substantially all of their assets to, another person, enter into certain types of charters and enter into a line of business.

Therefore, we may need to seek permission from the lenders under the respective secured credit facilities in order to engage in certain corporate actions. The lenders' interests may be different from ours and we cannot guarantee that we will be able to obtain their permission when needed.

**If we fail to comply with certain corporate or ship-specific covenants, including as a result of declining vessel values, or are unable to meet our debt obligations under the secured credit facilities, our lenders could declare their debt to be immediately due and payable and foreclose on our vessels.**

Our obligations under the secured credit facilities include financial and operating covenants, both corporate and ship-specific, including requirements to maintain specified "value-to-loan" ratios. Our credit facilities generally require that the fair market value of the vessels pledged as collateral never be less than 135% of the aggregate principal amount outstanding under the loan. Though we are currently compliant with such ratios under the secured credit facilities, vessel values have generally experienced significant volatility over the last few years. If vessel values decline meaningfully from current levels, we could be required to make repayments under certain of the secured credit facilities in order to remain in compliance with the value-to-loan ratios.

If we breach these or other covenants contained in the secured credit facilities or we are otherwise unable to meet our debt obligations for any reason, our lenders could declare their debt, together with accrued interest and fees, to be immediately due and payable and foreclose on those of our vessels securing the applicable facility, which could result in the acceleration of other indebtedness we may have at such time and the commencement of similar foreclosure proceedings by other lenders.

**To maintain our carrying capacity, we may enter into newbuilding agreements that subject us to certain risks, and the failure of our counterparties to meet their obligations thereunder could cause us to suffer losses or otherwise materially and adversely affect our operations, financial condition and cash flows.**

From time to time, we enter into newbuilding agreements. Such agreements subject us to counterparty risk. The ability of our counterparties to perform their obligations thereunder will depend on a number of factors that are beyond our control and may include, among other things, general economic conditions, the overall financial condition of the counterparty and various expenses. Should our counterparties fail to honor their obligations under our future newbuilding agreements, we could sustain significant losses that could have a material adverse effect on our business, financial condition, results of operations and cash flows. Furthermore, if we are unable to enforce any refund guarantees related to future newbuilding agreements, we may lose all or part of our advance deposits in the newbuildings, which could have a material adverse effect on our results of operations, financial condition and cash flows.

securities which could be dilutive to existing shareholders.

In the event that we are unable to service our debt obligations out of our operating activities, we may need to refinance our indebtedness and we cannot assure you that we will be able to do so on terms that are acceptable to us or at all, especially in the current interest rate environment. The actual or perceived tanker market rate environment and prospects and the market value of our fleet, among other things, may materially affect our ability to obtain new debt financing. If we are unable to refinance our debt obligations, the proceeds of any new debt financing may be insufficient to service our debt obligations.

---

**Fluctuations in interest rates could materially and adversely affect our results of operation and financial condition.**

We are exposed to market risk from changes in interest rates because borrowings under our secured credit facilities contain interest rates that fluctuate with the financial markets, and our interest expense is affected by changes in the general level of interest rates, particularly the Secured Overnight Finance Rate ("SOFR"). For example, between the start of 2022 to the end of 2023, SOFR increased from 0.05% to 5.38%. Further, significant increases in SOFR could materially adversely affect our operating results and financial condition as well as our cash flows, including cash available for dividends to our stockholders. While we occasionally use interest rate swaps to partly reduce our exposure to interest rate risk and to hedge a portion of our outstanding indebtedness, there is no assurance that our derivative contracts will provide adequate protection against adverse changes in interest rates or that our bank counterparties will be able to perform their obligations. For additional information, see "Item 5. Operating and Financial Review and Prospects—Market Risks and Financial Risk Management" and "Item 11. Quantitative and Qualitative Disclosures About Market Risk".

**A limited number of customers comprise the majority of our revenues. The loss of these customers could materially and adversely affect our business, financial condition, results of operations and cash flows and consolidation or alliances among these customers will reduce our bargaining power.**

Five customers represent the majority of our revenue. The five customers together represented 50%, 61% and 61% of our revenue in 2022, 2023 and 2024, respectively. The number of companies which comprise our client base may shrink in the future, which could render us dependent on establishing relationships with new customers to generate a substantial portion of our revenues. The cessation of business with these companies or their failure to fulfill their obligations under the charters for our vessels could have a material adverse effect on our business, financial condition and results of operations, as well as our cash flows, including cash available for dividends to our stockholders. Industry consolidations and alliances involving our customers could further increase the concentration of our business and reduce our bargaining power.

**Our financial and operating performance was previously adversely affected by COVID-19 and an occurrence of another similar epidemic and related governmental responses may have a material adverse effect on our results of operations and financial condition.**

Our business may be adversely affected by an occurrence of an epidemic that may emerge and any related governmental response. The initial outbreak of COVID-19 resulted in numerous actions taken by governments and governmental agencies in an attempt to mitigate the spread or any resurgence of the virus, including travel bans, quarantines and other emergency public health measures such as lockdowns. It introduced uncertainty into global economic activity and, as such, our operational and financial activities. Failure to control the spread of another epidemic could significantly impact economic activity, which could adversely affect our business, financial condition, and results of operations. The occurrence or reoccurrence of any of the foregoing events or other epidemics, an increase in the severity or duration of epidemics and pandemics or a recession or market correction resulting from the spread of another virus could have a material adverse effect on our future financial and operating performance.

The indexes used to calculate the earnings for vessels on index-based charters may, in the future, no longer reasonably reflect the estimated earnings of the vessels due to changing trading patterns or other factors not controlled by us. If an index used to calculate the earnings for a vessel on an index-based charter incorrectly reflects the earnings potential of a vessel on such charter, this could have an adverse effect on our results of operations and our ability to pay dividends. As of December 31, 2024, we had one vessel on index-based charter for which the profit sharing element is calculated based on the indexes.

## Arsregnskap regnskapsåret 2024 for 988774863

---

### **Under the ship management agreements for our vessels, our operating costs could materially increase.**

The technical management for all our vessels is carried out by our subsidiary, Goodwood Ship Management Pte. Ltd. ("Goodwood"). Under our ship management agreements, we pay the actual cost related to the technical management of our vessels, plus an additional management fee. The amounts that we have available, if any, to pay distributions to our stockholders could be impacted by changes in the cost of operating our vessels.

### **When a tanker changes ownership or technical management, it may lose customer approvals.**

Most users of seaborne oil transportation services will require vetting of a vessel before it is approved to service their account. This represents a risk to our company as it may be difficult to efficiently employ the vessel until such vetting approvals are in place. Most users of seaborne oil transportation services conduct inspection and assessment of vessels on request from owners and technical managers. Such inspections must be carried out regularly for a vessel to have valid approvals from such users of seaborne oil transportation services. Whenever a vessel changes ownership or its technical manager, it loses its approval status and must be re-inspected and re-assessed by such users of seaborne oil transportation services. Increasingly longer voyages in the VLCC trade could make timely vetting inspections challenging and thus could result in vessels not obtaining vetting approvals in time to secure their next employment at market rates.

### **We are a holding company and we depend on the ability of our subsidiaries to distribute funds to us in order to satisfy our financial and other obligations.**

We are a holding company and have no significant assets other than cash and the equity of our subsidiaries. Our ability to pay dividends depends on the performance of our subsidiaries and their ability to distribute funds to us. Our ability or the ability of our subsidiaries to make these distributions are subject to restrictions contained in our subsidiaries' financing agreements and could be affected by a claim or other action by a third party, including a creditor, or by Cayman Islands, Marshall Islands, Monaco, Norway or Singapore law which regulates the payment of dividends by companies. If we are unable to obtain funds from our subsidiaries, we may not be able to pay dividends.

### **Economic substance laws of the Marshall Islands, the Cayman Islands and Bermuda may adversely impact our business, financial condition or results of operations.**

The European Union Code of Conduct Group has assessed the tax policies of a range of countries, including the Marshall Islands, where we and 17 of our vessel-owning subsidiaries, in addition to four subsidiaries related to the newbuilding contracts as described in "Item 4. Information on the Company", are incorporated, the Cayman Islands, where seven of our vessel-owning subsidiaries are incorporated, and Bermuda (together with the Marshall Islands and the Cayman Islands, collectively, "Economic Substance Jurisdictions"), where our principal executive offices are located.

On January 1, 2019, the Marshall Islands enacted the Economic Substance Regulations, 2018 (the "Marshall Islands ESR"), the Cayman Islands enacted the International Tax Co-operation (Economic Substance) Law, 2018 (the "Cayman Islands ESL") and Bermuda enacted the Economic Substance Act 2018 (as amended) (the "Bermuda ESA" and, together with the Marshall Islands ESR and the Cayman Islands ESL, the "Economic Substance Laws").

The Economic Substance Laws generally require companies that are registered in the applicable Economic Substance Jurisdiction and carrying on one or more "relevant activities" to maintain a substantial economic presence in such Economic Substance Jurisdiction. The list of "relevant activities" includes, among other business activities, shipping business, headquarters business and holding company business. The Company intends to comply with relevant Economic Substance Laws; however, it is difficult to predict the outcome of any review by the authorities as to whether we have correctly interpreted the requirements. Failure to comply with relevant Economic Substance Laws in each Economic Substance Jurisdiction may subject us to certain monetary penalties and, solely with respect to the Marshall Islands ESR, revocation of the formation documents and dissolution of the applicable non-compliant Marshall Islands entity. Accordingly, any implementation of, or changes to, any of the Economic Substance Laws that impact us could increase the complexity and costs of carrying on business in these jurisdictions, and thus could adversely affect our business, financial condition or results of operations.

and additional costs.

Parts of our business depend on the secure operation of our computer systems to manage, process, store and transmit information. Like other global companies, we have, from time to time, experienced threats to our data and systems, including malware and computer virus attacks, internet network scans, systems failures and disruptions. A cyberattack that bypasses our IT security systems, causing an IT security breach, could lead to a material disruption of our IT systems, adversely impact our daily operations, damage our reputation and result in competitive disadvantages, litigation, regulatory enforcement actions, lost revenues, additional costs and liability. While we devote substantial resources to maintaining adequate levels of cybersecurity, our resources and technical sophistication may not be adequate to prevent all types of cyberattacks.

Arsregnskap regnskapsåret 2024 for 988774863

Furthermore, any changes in the nature of cyber threats might require us to adopt additional procedures for monitoring cybersecurity, which could require additional expenses and/or capital expenditures. War, terrorism and geopolitical conflicts could be accompanied by cyberattacks against instruments of the government and/or cyberattacks on surrounding countries. It is possible that such attacks could have collateral effects on additional critical infrastructure and financial institutions globally, which could hinder our ability to conduct our business effectively and adversely impact our revenues. It is difficult to assess the likelihood of such threat and any potential impact at this time.

#### RISKS RELATING TO OUR INDUSTRY

**Our results of operations and financial condition depend significantly on charter rates for VLCC vessels, which may be highly volatile and are based on macroeconomic factors outside of our control. If we cannot charter or sell our vessels on favorable terms, there could be a material adverse effect on our earnings and our ability to comply with our loan covenants.**

The tanker industry historically has been highly cyclical. If the tanker industry is depressed at a time when we may charter or sell a vessel, our earnings and available cash flow may decrease. Our ability to charter our vessels and the charter rates payable under any new charters will depend upon, among other things, the conditions in the tanker market at that time. Fluctuations in charter rates and vessel values result from changes in the supply and demand for tanker capacity and changes in the supply and demand for oil and oil products.

Additionally, as of the date of this report, 16 of our vessels operate in the spot market, which exposes us to the fluctuations in spot market rates. The spot market is highly competitive, and rates within this market are subject to volatile fluctuations. For example, in reaction to recent sanctions, the spot market experienced immediate and significant fluctuations, and we may not be able to predict whether future spot rates will be sufficient to enable our vessels to be operated profitably.

Factors affecting the supply and demand for tankers are outside of our control, and the nature, timing and degree of changes in industry conditions are unpredictable and may adversely affect the values of our vessels and result in significant fluctuations in the amount of revenue we earn, which could result in significant fluctuations in our quarterly or annual results.

The factors that influence the demand for tanker capacity include:

- demand for oil and oil products, which affects the need for tanker capacity;

- changes in the production of crude oil, particularly by OPEC and other key producers, which could impact the need for tanker capacity;
- developments in international trade, protectionism and market fragmentation;
- changes in seaborne and other transportation patterns, including changes in the distances the cargoes are transported;
- environmental concerns and regulations;
- international sanctions, embargoes, import and export restrictions, nationalizations and wars;
- weather; and
- competition from alternative sources of energy.

The factors that influence the supply of tanker capacity include:

- the number of newbuilding deliveries;
- the scrapping rate of older vessels;
- the number of vessels that are out of service; and
- environmental and maritime regulations.

**An oversupply of new vessels may adversely affect charter rates and vessel values, which may have a material adverse effect on our results of operations and financial condition.**

If the carrying capacity of new ships delivered exceeds the capacity of tankers being removed from the fleet, total transportation capacity will increase. As of March 15, 2025, the newbuilding orderbook for VLCC vessels equaled 10.1% of the existing trading fleet. This number is historically low; however, we cannot assure you that the orderbook will not increase further in proportion to the existing fleet. If the supply of tanker capacity increases and the demand for tanker capacity does not increase correspondingly, charter rates could decline and the value of our vessels could be adversely affected.

Our vessels are trading globally, and the operation of our vessels is therefore exposed to political risks. For example, the political disturbances in Egypt, Iran and the Middle East in general may potentially result in a blockage of the Strait of Hormuz or a closure of the Suez Canal. Furthermore, the recent seizures and attacks on commercial vessels in the Red Sea, the Gulf of Aden, the Persian Gulf and the Arabian Sea have impacted seaborne trade as many companies have decided to reroute vessels to avoid the Suez Canal and the Red Sea. This has caused concerns of supply disruption. General trade tensions between the U.S. and China escalated in 2018, with three rounds of U.S. tariffs on Chinese goods, and in 2020 and 2021, U.S. unions filed a petition calling for a round of retaliatory Chinese tariffs on U.S. goods. Despite a phase one trade deal being signed in January 2020, tensions continue to exist. In March 2014, U.S. unions filed a petition calling for an investigation into Chinese shipping and shipbuilding and demanding a \$1 million port fee for Chinese-built ships. In February 2025, the Office of the U.S. Trade Representative ("USTR") proposed port fees targeting China's maritime, logistics and shipbuilding sectors. The USTR requested written comments on the proposed action by March 24, 2025, when they will hold a public hearing. The proposed port fees are structured to impact so-called "operators of China", ship operators with a fleet consisting of Chinese-built vessels, and operators with Chinese-built ships on order. Depending on the operator's fleet composition, the fee could vary in size with inflection points for financial impact at 0%, 25% and 50% based on the ownership level of Chinese-built ships in the fleet. Further, an operator who has Chinese-built ships on order will also incur a port fee similar to the share of fleet calculation based on its share of the orderbook within the next 24 months. In sum, this could lead to added operating costs, which could adversely affect our results of operations, financial condition and cash flows. Additionally, the second Trump administration has imposed and may continue to impose additional tariffs on imports from Canada, Mexico and China and has announced plans to impose tariffs on imports from the European Union (the "EU"). Hostilities between Russia and Ukraine and between Israel and Hamas and related conflicts in the Middle East, in addition to the sanctions announced by the United States and several European countries against Russia and any forthcoming sanctions may also adversely impact our business, given Russia's role as a major global exporter of crude oil. The United States has implemented the Russian Foreign Harmful Activities Sanctions program, which includes prohibitions on the import of certain Russian energy products into the United States, including crude oil, petroleum, petroleum fuels, oils, liquefied natural gas and coal, as well as prohibitions on all new investments in Russia by U.S. persons, among other restrictions. Furthermore, the United States has also prohibited a variety of specified services related to the maritime transport of Russian Federation origin crude oil and petroleum products, including trading/commodities brokering, financing, shipping, insurance (including reinsurance and protection and indemnity), flagging, and customs brokering. These prohibitions took effect on December 5, 2022 with respect to the maritime transport of crude oil, and on February 5, 2023 with respect to the maritime transport of other petroleum products. An exception exists to permit such services when the price of the seaborne Russian oil does not exceed the relevant price cap. Violations of the price cap policy or the risk that information, documentation, or attestations provided by parties in the supply chain are later determined to be false may pose additional risks that may adversely affect our business.

Recent events in the Israel-Hamas conflict and related conflicts in the Middle East and the Red Sea Crisis have also created additional concerns for the stability of the supply of oil as the conflicts could broaden or escalate. Our business could be hampered by trade tariffs, as well as any trade embargoes or other economic sanctions by the United States or other countries against countries in the Middle East, Asia, Russia or elsewhere as a result of terrorist attacks, hostilities or diplomatic or political pressures that limit trading activities with those countries. The geopolitical environment is evolving and continues to be uncertain as new developments arise, and any such changes may have direct or indirect impacts on us. Geopolitical risks are outside of our control and could potentially limit or disrupt our access to markets and operations and may have an adverse effect on our business.

**We operate our ships worldwide, which means adverse conditions and disruptions in the global economy could have a material adverse effect on our business.**

Our business can be affected by a number of factors that are beyond our control, such as general geopolitical, economic and business conditions. The world economy is subject to downside economic risks stemming from factors such as high inflation, energy costs, fiscal fragility in advanced economies, monetary tightening in certain advanced and emerging economies, high sovereign, corporate and private debt levels, highly accommodative macroeconomic policies and increased volatility in debt and equity markets as well as in the price of fuel and other commodities. Adverse conditions and disruptions in the global economy, particularly the U.S. economy, European economies, and Asian economies, may lead to weaker demand for our services and have a material adverse effect on our business.

In recent years, Asia has emerged as the most important region for demand of oil and oil transportation. However, if China's growth in gross domestic product and in industrial production slows and other countries in the Asia Pacific region experience slower or negative economic growth in the future, this may negatively affect the global economy, and thus, may negatively impact shipping demand. For example, Chinese economic growth and oil demand have year-to-date not met projections. In addition, the continued global trade war between the U.S. and China, including the introduction by the U.S. of tariffs on selected imported goods, mainly from China, may provoke further retaliation measures from the affected countries which has the potential to create new impediments to trade. Furthermore, trade friction could increase the volatility in the foreign exchange markets which could also negatively affect global trade. Such volatile economic conditions could have a material adverse effect on our business.

could affect financial market conditions, and, possibly, our business, results of operations, financial condition and liquidity, particularly if they lead to the exit of one or more countries from the European Monetary Union (the "EMU") or the exit of additional countries from the EU. If one or more countries exited the EMU, there would be significant uncertainty with respect to outstanding obligations of counterparties and debtors in any exiting country, whether sovereign or otherwise, and it would likely lead to complex and lengthy disputes and litigation. The partial or full breakup of the EMU or EU would be unprecedented and its impact highly uncertain, including with respect to our business.

## Årsregnskap regnskapsåret 2024 for 988774863

Compliance with environmental laws or regulations, as well as increasing focus on sustainability and other environmental, social and governance matters, may adversely affect our business.

Our operations are affected by extensive and changing international, national and local environmental protection laws, carbon tax regimes and emissions regulation schemes, regulations, treaties, conventions and standards in force in international waters, the jurisdictional waters of the countries in which our vessels operate, as well as the countries of our vessels' registration. Many of these requirements are designed to reduce the risk of oil spills and other pollution, and our compliance with these requirements can be costly.

These requirements can affect the resale value or useful lives of our vessels, require a reduction in carrying capacity, ship modifications or operational changes or restrictions, lead to decreased availability of insurance coverage for environmental matters or result in the denial of access to certain jurisdictional waters or ports, or detention in certain ports. Under local, national and foreign laws, as well as international treaties and conventions, we could incur material liabilities, including cleanup obligations, in the event that there is a release of petroleum or other hazardous substances from our vessels or otherwise in connection with our operations. We could also become subject to personal injury or property damage claims relating to the release of or exposure to hazardous materials associated with our current or historic operations, as well as natural resource damages. Violations of or liabilities incurred under environmental requirements also can result in substantial penalties, fines and other sanctions, including in certain instances, seizure or detention of our vessels. For example, the OPA affects all vessel owners shipping oil to, from or within the U.S. The OPA allows for potentially unlimited liability without regard to fault for owners, operators and bareboat charterers of vessels for oil pollution in U.S. waters. The OPA expressly permits individual states to impose their own liability regimes with regard to hazardous materials and oil pollution incidents occurring within their borders, coasts and territorial seas. Coastal states in the U.S. have enacted pollution prevention liability and response laws, many providing for unlimited liability for entities found responsible for pollution. Similarly, the International Convention on Civil Liability for Oil Pollution Damage, 1969, as amended, which has been adopted by most countries outside of the U.S., imposes liability for oil pollution in international waters.

In addition, in connection with our compliance with the OPA, IMO regulations, EU directives or other existing laws and regulations or those that may be adopted in the future, we may incur significant additional costs in meeting new maintenance and inspection requirements, developing contingency arrangements for potential spills and obtaining insurance coverage. Government regulation of vessels, particularly in the areas of safety and environmental requirements and climate change, can be expected to become more strict in the future and require us to incur significant capital expenditures for our vessels to keep them in compliance, or even to scrap or sell certain vessels altogether. For example, in 2017, the U.S. and the IMO enacted ballast water discharge standards that required the installation of ballast water treatment systems in existing ships by September 8, 2024, which has increased compliance costs for us and other similarly regulated ocean carriers. In the past, the IMO and EU accelerated non-double-hull phase-out schedules in response to highly publicized oil spills and other shipping incidents involving companies unrelated to us. Although all of our tankers are double-hulled and have ballast water treatment systems installed, future environmentally-damaging accidents can be expected in the industry, and such accidents or other events could result in the adoption of even stricter laws and regulations, which could limit our operations or our ability to do business and therefore could have a material adverse effect on our business and financial results.

and other emissions from ships. These regulatory measures may include adoption of cap and trade regimes, carbon taxes, increased efficiency standards and incentives or mandates for implementation of new technologies. On November 1, 2022, carbon intensity measures came into force that require ships to calculate their Energy Efficiency Index ("EEXI"), which indicates a ship's efficiency compared to a specified baseline, and their annual operational Carbon Intensity Indicator ("CII") and CII rating. The EEXI could require us to implement technical steps, such as power limitations or installations of technical features, to improve the energy efficiency of our ships. The CII rating is on a scale from A to E, with E as the lowest score. If our ships rate D for three consecutive years or E for a single year, they must develop corrective action plans to achieve the required annual operational CII. Such plans may include technical measures, operational measures, or a combination of the two. The IMO adopted the 2023 IMO Strategy on Reduction of GHG Emissions from Ships, a framework for Member States that provides new emissions reduction goals and guidance. Implementation of the framework may require additional capital expenditures to achieve compliance with new emissions reduction targets across the shipping sector. In addition, although emissions of greenhouse gases from international shipping are not currently subject to agreements under the United Nations Framework Convention on Climate Change, such as the "Kyoto Protocol" and the "Paris Agreement," a new treaty may be adopted in the future that includes additional restrictions on shipping emissions beyond those already adopted under the International Convention for the Prevention of Marine Pollution from Ships, or the "MARPOL Convention." Compliance with pending or future changes in laws and regulations relating to climate change and GHG emissions could increase the costs of operating and maintaining our ships and could require us to invest in new equipment to be installed onboard, acquire allowances or pay taxes related to our greenhouse gas emissions, as well as impact revenue generation and strategic growth opportunities.

Even in the absence of climate control legislation and regulations, our business and operations may be materially affected as a result of weather events and climate change. Moreover, companies across all industries, including shipping and transportation, are facing increasing scrutiny relating to sustainability and other environmental, social and governance policies, practices and performance. For example, long-term concerns over climate change have resulted in an increased focus on the environmental footprint of the energy and transportation sectors from regulators, shareholders, lending banks, customers, environmental groups and other stakeholders and could lead to a decrease in oil and gas demand or contribute to a negative perception of the oil and gas industry, which could impact our ability to attract investors, access financing and capital markets and attract and retain talent. This increasing scrutiny also could require us to implement additional relevant practices or standards or otherwise incur additional costs, which could have a material adverse effect on our business, financial condition and results of operations.

**Terrorist attacks, international hostilities and the emergence or continuation of a global public health threat could affect the demand for oil transportation, which could adversely affect our business.**

Terrorist attacks, the outbreak of war, the existence of international hostilities, or the emergence or continuation of a global public health threat or pandemic crisis, such as COVID-19, could damage the global economy, adversely affect the availability of and demand for crude oil and petroleum products and adversely affect our ability to employ our vessels. We conduct our operations internationally, and our business, financial condition and results of operations may be adversely affected by trade wars and changing economic, political and government conditions in or between the countries and regions in which our vessels are employed. Moreover, we operate in a sector of the economy that is likely to be adversely impacted by political instability, terrorist or other attacks, war or international hostilities.

The ongoing conflict between Russia and Ukraine, the conflict between Israel and Hamas and related conflicts in the Middle East and the seizures and attacks on commercial vessels in the Red Sea, the Gulf of Aden, the Persian Gulf and the Arabian Sea, for example, may lead to further regional and international conflicts or armed action. Such conflicts have disrupted and may continue to disrupt supply chains and cause instability in the global economy. Additionally, the ongoing conflict in Ukraine could result in the imposition of further economic sanctions by the United States and the European Union against Russia. While much uncertainty remains regarding the global impact of the conflict between Russia and Ukraine, the conflict between Israel and Hamas and related conflicts in the Middle East, and the attacks on commercial ships in the Red Sea, it is possible that such tensions and others that may arise could adversely affect our business, financial condition, results of operation and cash flows. Furthermore, it is possible that third parties with whom we have charter contracts may be impacted by the conflict between Russia and Ukraine, the conflict between Israel and Hamas and related conflicts in the Middle East and the attacks on commercial ships in the Red Sea which could adversely affect our operations. Additionally, other conflicts and public health threats may arise on a global or regional scale and affect the demand for oil transportation, which could adversely affect our business.

Acts of piracy have historically affected ocean-going vessels trading in regions of the world, such as the Gulf of Aden off the coast of Somalia, the Arabian Sea, the Red Sea, the Gulf of Guinea in West Africa, and the South China Sea, among others. According to the International Maritime Bureau (IMB), a non-profit organization that aims to tackle maritime crime and malpractice, after an increase in reported piracy attacks in 2023, there was a decline in global maritime incidents and piracy in 2024, but IMB urges continued caution as crew safety remains at risk. The seizures and attacks on commercial vessels in the Red Sea, the Gulf of Aden, the Persian Gulf and the Arabian Sea, for example, have increased significantly in 2024. The Red Sea has been characterized as a "war risk" zone by insurers, premiums payable for insurance coverage could increase significantly and such coverage may be more difficult to obtain. In addition, crew costs, including costs in connection with employing onboard security guards, could increase in such circumstances. We may not be adequately insured to cover losses from these incidents, including the payment of any ransom we may be forced to make, which could have a material adverse effect on us. In addition, any of these events may result in a loss of revenues, increased costs, and decreased cash flows to our customers, which could impair their ability to make payments to us under our charters.

**Our vessels may call on ports located in countries that are subject to restrictions imposed by the governments of the U.S., the United Nations (the "UN") or the EU, which could negatively affect the trading price of our shares of common stock.**

From time to time on charterers' instructions, our vessels have called and may again call on ports located in countries subject to sanctions and embargoes imposed by the U.S. government, the UN or the EU, and countries identified by the U.S. government, the UN or the EU as state sponsors of terrorism. The U.S., UN and EU sanctions and embargo laws and regulations vary in their application, as they do not all apply to the same covered persons or proscribe the same activities, and such sanctions and embargo laws and regulations may be amended, strengthened, or lifted over time. For example, in 2010, the U.S. enacted the Comprehensive Iran Sanctions, Accountability, and Divestment Act, or "CISADA," which expanded the scope of the Iran Sanctions Act (as amended, the "ISA") by amending existing sanctions under the ISA and creating new sanctions. Among other things, CISADA introduced additional prohibitions and limits on the ability of companies (both U.S. and non-U.S.) and persons to do business or trade with Iran when such activities relate to the investment, supply or export of refined petroleum or petroleum products. In 2011, the President of the United States issued Executive Order 13590, which expanded on the existing energy-related sanctions available under the ISA. In 2012, the President signed additional relevant executive orders, including Executive Order 13608, which prohibits foreign persons from violating or attempting to violate, or causing a violation of, any sanctions in effect against Iran or facilitating any deceptive transactions for or on behalf of any person subject to U.S. sanctions. The Secretary of the Treasury may prohibit any transactions or dealings, including any U.S. capital markets financing, involving any person found to be in violation of Executive Order 13608. Also in 2012, the U.S. enacted the Iran Threat Reduction and Syria Human Rights Act of 2012 (the "ITRA") which again created new sanctions and strengthened existing sanctions under the ISA. Among other things, the ITRA intensifies existing sanctions regarding the provision of goods, services, infrastructure or technology to Iran's petroleum or petrochemical sector. The ITRA also includes a provision requiring the President of the United States to impose five or more sanctions from Section 6(a) of the ISA on a person the President determines is a controlling beneficial owner of, or otherwise owns, operates, or controls or insures a vessel that was used to transport crude oil from Iran to another country and (1) if the person is a controlling beneficial owner of the vessel, the person had actual knowledge the vessel was so used or (2) if the person otherwise owns, operates, or controls, or insures the vessel, the person knew or should have known the vessel was so used. Such a person could be subject to a variety of sanctions, including exclusion from U.S. capital markets, exclusion from financial transactions subject to U.S. jurisdiction, and exclusion of that person's vessels from U.S. ports for up to two years. The ITRA also includes a requirement that issuers of securities must disclose to the SEC in their annual and quarterly reports filed after February 6, 2013 if the issuer or "any affiliate" has "knowingly" engaged in certain sanctioned activities involving Iran during the time frame covered by the report. At this time, we are not aware of any such sanctionable activity, conducted by ourselves or by any affiliate that is likely to prompt an SEC disclosure requirement.

shipbuilding sector and operators of ports in Iran, and imposes penalties on any person who facilitates or otherwise knowingly provides significant financial, material, technological or other support to these entities. On November 24, 2013, the P5+1 (the U.S., United Kingdom, Germany, France, Russia and China) entered into an interim agreement with Iran entitled the "Joint Plan of Action" (the "JPOA"). Under the JPOA, it was agreed that, in exchange for Iran taking certain voluntary measures to ensure that its nuclear program is used only for peaceful purposes, the U.S. and EU would voluntarily suspend certain sanctions for a period of six months. On January 20, 2014, the U.S. and EU indicated that they would begin implementing the temporary relief measures provided for under the JPOA. These measures include, among other things, the suspension of certain sanctions on the Iranian petrochemical sector and the P5+1 could be reached, the measures were extended for a further six months to November 24, 2014, on which date the parties affirmed that they would continue to implement the measures through June 30, 2015. On July 14, 2015, the P5+1 and EU entered into a Joint Comprehensive Plan of Action ("JCPOA") with Iran. Under the JCPOA, it was agreed that, in exchange for Iran taking certain voluntary measures to ensure that its nuclear program is used only for peaceful purposes, certain sanctions would be lifted on the Iranian petrochemicals, precious metals, and automotive industries. The parties affirmed that the JPOA's temporary relief measures would remain in effect until the date that Iran implemented certain nuclear-related commitments described in the JCPOA ("Implementation Day"). On October 18, 2015, the JCPOA came into effect and participants began taking steps necessary to implement their JCPOA commitments. On January 16, 2016, the International Atomic Energy Agency verified that Iran implemented key nuclear-related commitments described in the JCPOA, and, in accordance with the JCPOA, that day was deemed Implementation Day, and the JPOA ceased to be in effect. As a result, the following sanctions were lifted on Implementation Day: (1) U.S. nuclear-related sanctions described in sections 17.1 to 17.2 of Annex V of the JCPOA, (2) EU nuclear-related sanctions described in section 16 of Annex V of the JCPOA and (3) the UN Security Council Resolutions 1696, 1737, 1747, 1803, 1835, 1929 and 2224. On May 8, 2018, the United States announced its withdrawal from the JCPOA. U.S. nuclear-related sanctions that had been lifted on Implementation Day were reinstated in two phases and became effective on August 7, 2018 and November 5, 2018, respectively. In 2019, the United States imposed sanctions on Iran's iron, steel, aluminum and copper sectors, and on Iran's Supreme Leader and other senior Iranian government officials. In 2020, additional sanctions were imposed on Iran's construction, mining, manufacturing and textiles sectors, as well as transfers to and from Iran of conventional arms or military equipment. Finally, certain or future counterparties of ours may be affiliated with persons or entities that are the subject of sanctions imposed by the U.S. and EU or other international bodies as a result of the annexation of Crimea by Russia in March 2014 and Russia's invasion of Ukraine in February 2022.

During 2024, 2023 and 2022, no vessels in our fleet made any calls to ports in Iran. During 2018, prior to the reinstatement of U.S. nuclear-related sanctions described above, vessels in our fleet made a total of two calls to ports in Iran, representing 0.27% of our 741 calls on worldwide ports during the same period. During 2017, when the JPOA was not in effect, and thus the corresponding nuclear-related sanctions described above had been lifted in connection with Implementation Day, vessels in our fleet made a total of four calls to ports in Iran, representing 0.56% of our 707 calls on worldwide ports during the same period. During 2016, when the JPOA was not in effect, and thus the corresponding nuclear-related sanctions described above had been lifted in connection with Implementation Day, vessels in our fleet made a total of three calls to ports in Iran, representing 0.48% of our 629 calls on worldwide ports during the same period. Prior to 2016, the last call to a port in Iran made by a vessel in our fleet was in January 2012. The port calls made to ports in Iran in 2018, 2017 and 2016 were made at the direction of the time charterer of the vessels. Prior to making port calls to Iran, the charterer is required to conduct a due diligence to ensure that the port calls are in compliance with applicable sanctions against Iran. To our knowledge, none of our vessels made port calls to Syria, Sudan, Cuba or the Crimea Region during the period from 2011 to 2024.

We monitor compliance of our vessels with applicable restrictions through, among other things, communication with our charterers and administrators regarding such legal and regulatory developments as they arise. Although we believe that we are in compliance with all applicable sanctions and embargo laws and regulations, and intend to maintain such compliance, there can be no assurance that we will be in compliance in the future, particularly as the scope of certain laws may be unclear and may be subject to changing interpretations. Any such violation could result in fines or other penalties and could result in some investors deciding, or being required, to divest their interest, or not to invest, in our company. Additionally, some investors may decide to divest their interest, or not to invest, in our company simply because we do business with companies that do business in sanctioned countries. Moreover, our charterers may violate applicable sanctions and embargo laws and regulations as a result of actions that do not involve us or our vessels, and those violations could in turn negatively affect our reputation. Investor perception of the value of our common stock may also be adversely affected by the consequences of war, the effects of terrorism, civil unrest or governmental actions in these and surrounding countries.

**Failure to comply with the U.S. Foreign Corrupt Practices Act and other anti-bribery legislation in other jurisdictions could result in fines, criminal penalties, contract terminations and an adverse effect on our business.**

We operate in a number of countries throughout the world, including some countries known to have a reputation for corruption. We are committed to doing business in accordance with applicable anti-corruption laws and have adopted a code of business conduct and ethics which is consistent and in full compliance with the U.S. Foreign Corrupt Practices Act of 1977, or the "FCPA." We are subject, however, to the risk that we, our affiliated entities or our or their respective officers, directors, employees and agents may take actions determined to be in violation of such anti-corruption laws, including the FCPA. Any such violation could result in substantial fines, sanctions, civil or criminal penalties, curtailment of operations in certain jurisdictions, and might adversely affect our business, results of operations or financial condition. In addition, actual or alleged violations could damage our reputation and ability to do business. Furthermore, detecting, investigating, and resolving actual or alleged violations is expensive and can consume significant time and attention of our management.

which could adversely affect our liquidity and our ability to refinance the secured credit facilities.

Tanker values have generally experienced high volatility. Investors can expect the fair market value of our tankers to fluctuate, depending on general economic and market conditions affecting the tanker industry and competition from other shipping companies, types and sizes of vessels and other modes of transportation. In addition, as vessels age, they generally decline in value. These factors will affect the value of our vessels for purposes of covenant compliance under the secured credit facilities and the price of a sale. If vessel values are depressed at such a time, our liquidity could be adversely affected as the sale may be at less than the tanker's carrying amount on our financial statements, with the result that we would also incur a loss on the sale and a reduction in earnings and surplus, which could reduce our ability to pay dividends.

Arsregnskap regnskapsåret 2024 for 988774863

In the event of the sale or loss of a vessel, certain of the secured credit facilities require us and our subsidiaries to prepay the facility in an amount proportionate to the market value of the sold or lost vessel compared with the total market value of all of our vessels financed under such credit facility before such sale or loss. If vessel values are depressed at such a time, our liquidity could be adversely affected as the amount that we and our subsidiaries are required to repay could be greater than the proceeds we receive from a sale. In addition, declining tanker values could adversely affect our ability to refinance our secured credit facilities as they mature, as the amount that a new lender would be willing to lend on the same terms may be less than the amount we owe under the expiring secured credit facilities.

The carrying values of our vessels may not represent their charter-free market value at any point in time. The carrying values of our vessels held and used by us are reviewed for potential impairment whenever events or changes in circumstances indicate that the carrying value of a particular vessel may not be fully recoverable.

**We operate in the highly competitive international tanker market and may not be able to compete effectively or operate profitably, which could affect our financial position.**

The operation of tankers and transportation of crude oil are extremely competitive. Competition arises primarily from other tanker owners, including major oil companies or state-owned entities that control vessels, as well as independent tanker companies, some of whom have substantially larger fleets and substantially greater resources than we do. Competition for the transportation of oil and oil products can be intense and depends on price, location, size, age, condition and the acceptability of the tanker and its operators to charterers. We will have to compete with other tanker owners, including major oil companies or state-owned entities that control vessels and independent tanker companies, for charters. Due in part to the fragmented tanker market, competitors with greater resources may be able to offer better prices than us, which could result in our achieving lower revenues from our vessels.

**The shipping industry has inherent operational risks, which could impair the ability of charterers to make payments to us and which may have a material adverse effect on our results of operations and financial condition.**

Our tankers and their cargoes are at risk of being damaged or lost because of events such as marine disasters or casualties, bad weather, mechanical failures, human error, war, terrorism, piracy, environmental accidents and other circumstances or events. In addition, transporting crude oil across a wide variety of international jurisdictions creates a risk of business interruptions due to political circumstances in foreign countries, hostilities, labor strikes and boycotts, the potential for changes in tax rates or policies, and the potential for government expropriation of our vessels. Further, our business operations could be negatively impacted by future epidemics, which could interrupt our business operations and ability to execute our services. Any of these events could impair the ability of charterers of our vessels to make payments to us under our charters.

tanker industry.

In the event of a casualty to a vessel or other catastrophic event, we will rely on our insurance to pay the insured value of the vessel or the damages incurred, less the agreed deductible that may apply. Our wholly owned subsidiaries will be responsible for arranging insurance against those risks that we believe the shipping industry commonly insures against, and we are responsible for the premium payments on such insurance. This insurance includes marine hull and machinery insurance, protection and indemnity insurance, and liability insurance. We may also enter into loss of hire insurance, in which our wholly owned subsidiaries are responsible for arranging such loss of hire insurance, and we are responsible for the premium payments on such insurance. This insurance generally provides coverage against business interruption for periods of more than 60 days per incident (up to a maximum of 180 days per incident) per year, following any loss under our hull and machinery policy. We will not be reimbursed under the loss of hire insurance policies, on a per incident basis, for the first 60 days of off-hire. Currently, the amount of coverage for liability for pollution, spillage and leakage available to us on commercially reasonable terms through protection and indemnity associations and providers of excess coverage is \$1 billion per vessel per occurrence. We cannot assure you that we will be adequately insured against all risks. If insurance premiums increase, we may not be able to obtain adequate insurance coverage at reasonable rates for our fleet. Additionally, our insurers may refuse to pay particular claims. Any significant loss or liability for which we are not insured could have a material adverse effect on our financial condition. In addition, the loss of a vessel would adversely affect our cash flows and results of operations.

**Maritime claimants could arrest our tankers, which could interrupt charterers' or our cash flow.**

Crew members, suppliers of goods and services to a vessel, shippers of cargo and other parties may be entitled to a maritime lien against that vessel for unsatisfied debts, claims or damages. In many jurisdictions, a maritime lien-holder may enforce its lien by arresting a vessel through foreclosure proceedings. The arrest or attachment of one or more of our vessels could interrupt the charterers' or our cash flow and require us to pay a significant amount of money to have the arrest lifted. In addition, in some jurisdictions, such as South Africa, under the "sister ship" theory of liability, a claimant may arrest both the vessel that is subject to the claimant's maritime lien and any "associated" vessel, which is any vessel owned or controlled by the same owner. Claimants could try to assert "sister ship" liability against one vessel in our fleet for claims relating to another vessel in our fleet.

**Governments could requisition our vessels during a period of war or emergency without adequate compensation which could have a material adverse effect on our results of operations and financial condition.**

A government could requisition one or more of our vessels for title or for hire. Requisition for title occurs when a government takes control of a vessel and becomes her owner, while requisition for hire occurs when a government takes control of a vessel and effectively becomes her charterer at dictated charter rates. Generally, requisitions occur during periods of war or emergency, although governments may elect to requisition vessels in other circumstances. Although we would be entitled to compensation in the event of a requisition of one or more of our vessels, the amount and timing of payment would be uncertain. Government requisition of one or more of our vessels may negatively impact our revenues and reduce the amount of cash we have available for distribution as dividends to our stockholders.

**RISKS RELATING TO OUR CAPITAL STOCK**

**The market price of our common stock may be unpredictable and volatile.**

The market price of our common stock may fluctuate due to factors such as actual or anticipated fluctuations in our quarterly and annual results and those of other public companies in our industry, mergers and strategic alliances in the tanker industry, market conditions in the tanker industry, changes in government regulation, shortfalls in our operating results from levels forecast by securities analysts, announcements concerning us or our competitors and the general state of the securities market. The tanker industry has been unpredictable and volatile. The market for common stock in this industry may be equally volatile. Therefore, we cannot assure you that you will be able to sell any of our common stock you may have purchased at a price greater than or equal to the original purchase price.

The market price of our common stock could decline due to sales of our shares in the market or the perception that such sales could occur. This could depress the market price of our common stock and make it more difficult for us to sell equity securities in the future at a time and price that we deem appropriate, or at all. The sale of additional common stock would result in dilution to our existing stockholders.

## Årsregnskap regnskapsåret 2024 for 988774863

The anti-takeover provisions in our amended and restated bylaws may discourage a change of control.

Our amended and restated bylaws contain provisions that could make it more difficult for a third party to acquire us without the consent of our board of directors. These provisions provide for:

- a classified board of directors with staggered three-year terms, elected without cumulative voting;
- removal of directors only for cause and with the affirmative vote of holders of at least a majority of the common stock issued and outstanding;
- advance notice for nominations of directors by stockholders and for stockholders to include matters to be considered at annual meetings;
- a limited ability for stockholders to call special stockholder meetings; and
- board of directors authority to determine the powers, preferences and rights of our preferred stock and to issue the preferred stock without stockholder approval.

Our board of directors may, subject to its fiduciary duties under applicable law, choose to implement a shareholder rights plan in the future.

These provisions could make it more difficult for a third party to acquire us, even if the third party's offer may be considered beneficial by many stockholders. As a result, stockholders may be limited in their ability to obtain a premium for their shares.

**We may not pay dividends in the future, and our dividend policy is subject to change at any time.**

The timing and amount of future dividends for our common stock or preferred stock, if any, could be affected by various factors, including our earnings, financial condition and anticipated cash requirements; the loss of a vessel; the acquisition of one or more vessels; required capital expenditures; reserves established by our board of directors; increased or unanticipated expenses; including insurance premiums; a change in our dividend policy; increased borrowings; increased interest payments to service our borrowings; prepayments under credit agreements in order to stay in compliance with covenants in the secured credit facilities; repurchases of our securities that may be outstanding from time to time, future issuances of securities or the other risks described in this section of this report, many of which may be beyond our control. In addition, the tanker industry is highly volatile, and we cannot predict with certainty the amount of cash, if any, that will be available for distribution as dividends in any period. Furthermore, any new shares of common stock issued will increase the cash required to pay future dividends. Any common or preferred stock that may be issued in the future to finance acquisitions, upon exercise of stock options or other equity incentives, would have a similar effect, and may reduce our ability to pay future dividends.

In addition, our dividends are subject to change at any time at the discretion of our board of directors and our board of directors may elect to change our dividends by establishing a reserve for, among other things, the repayment of the secured credit facilities, repurchases of our securities that may be outstanding from time to time or to help fund the acquisition of a vessel. Our board of directors may also decide to establish a reserve to repay indebtedness if, as the maturity dates of our indebtedness approach, we are no longer able to generate cash flows from our operating activities in amounts sufficient to meet our debt obligations and it becomes clear that refinancing terms, or the terms of a vessel sale, are unacceptable or inadequate. If our board of directors were to establish such a reserve, the amount of cash available for dividend payments would decrease. In addition, our ability to pay dividends is limited by the Republic of the Marshall Islands (the "Marshall Islands") law. Marshall Islands law generally prohibits the payment of dividends other than from surplus, or if there is no surplus, from the net profits for the current and prior fiscal year, or while a company is insolvent or if a company would be rendered insolvent by the payment of such dividends. We may not have sufficient surplus or net profits in the future to pay dividends, and we can give no assurance that dividends will be paid in the future or the amounts of dividends which may be paid.

Our corporate affairs are governed by our amended and restated articles of incorporation and amended and restated bylaws and by the Republic of the Marshall Islands Business Corporations Act, or the "BCA." The provisions of the BCA resemble provisions of the corporation laws of a number of states in the U.S. However, there have been few judicial cases in the Marshall Islands interpreting the BCA, and the rights and fiduciary responsibilities of directors under the laws of the Marshall Islands are not as clearly established as the rights and fiduciary responsibilities of directors under statutes or judicial precedent in existence in the U.S. Therefore, the rights of stockholders of the Marshall Islands may differ from the rights of stockholders of a corporation incorporated in the U.S. and it is to be interpreted and construed according to the laws of the State of Delaware and other U.S. states with substantially similar legislative provisions and that the non-statutory laws of the State of Delaware and other U.S. states with substantially similar legislative provisions are hereby declared to be and adopted as the laws of the Marshall Islands, there have been few court cases interpreting the BCA in the Marshall Islands. We cannot predict whether the Marshall Islands courts would reach the same conclusions that any particular U.S. court would reach or has reached. Thus, you may have more difficulty in protecting your interests in the face of actions by the management, directors or controlling stockholders than would stockholders of a corporation incorporated in a U.S. jurisdiction which has developed a relatively more substantial body of case law.

Arsregnskap regnskapsåret 2024 for 988774863

In addition, the Marshall Islands has neither a bankruptcy nor an insolvency act, and as a result, any bankruptcy action involving our company would have to be initiated outside the Marshall Islands, and our public stockholders may find it difficult or impossible to pursue their claims in such other jurisdictions.

**Our amended and restated bylaws restrict stockholders from bringing certain legal action against our officers and directors and investors may find it difficult or impossible to effect service of process and enforce judgments against us, our directors and our executive officers.**

Our amended and restated bylaws contain a broad waiver by our stockholders of any claim or right of action, both individually and on our behalf, against any of our officers or directors. The waiver applies to any action taken by an officer or director, or the failure of an officer or director to take any action, in the performance of his or her duties, except with respect to any matter involving any fraud or dishonesty on the part of the officer or director. This waiver limits the right of stockholders to assert claims against our officers and directors unless the act or failure to act involves fraud or dishonesty.

Additionally, our officers and most of our directors reside outside of the United States and our assets are located outside of the United States. As a result, it may be difficult for U.S. investors to: (i) effect service of process within the United States upon the Manager or those directors and officers who are not residents of the United States; or (ii) realize in the United States upon judgments of courts of the United States predicated upon the civil liability provisions of the United States federal securities laws.

#### **RISKS RELATING TO TAXATION**

**Certain adverse U.S. federal income tax consequences could arise for U.S. stockholders.**

A non-U.S. corporation will be treated as a "passive foreign investment company" (a "PFIC") for U.S. federal income tax purposes if either (i) at least 75% of its gross income for any taxable year consists of certain types of "passive income" or (ii) at least 50% of the average value of the corporation's assets are "passive assets," or assets that produce or are held for the production of "passive income." "Passive income" includes dividends, interest, gains from the sale or exchange of investment property and rents and royalties other than rents and royalties which are received from unrelated parties in connection with the active conduct of a trade or business. For purposes of these tests, income derived from the performance of services does not constitute "passive income."

rental income. Assuming this is correct, our income from our time chartering activities would not constitute "passive income," and the assets we own and operate in connection with the production of that income would not constitute passive income. Consequently, based on our actual and projected income, assets and activities, we believe that it is more likely than not that we are not currently a PFIC and will not become a PFIC in the foreseeable future.

We believe there is substantial legal authority supporting the position that we are not a PFIC consisting of our time chartering activities. Nonetheless, it would be noted that there is legal uncertainty in this regard because the U.S. Court of Appeals for the Fifth Circuit has held that, for purposes of a different set of rules under the U.S. Internal Revenue Code of 1986, as amended (the "Code"), income derived from certain time chartering activities should be treated as rental income rather than services income. However, the IRS has stated that it disagrees with the holding of this Fifth Circuit case, and that income derived from time chartering activities should be treated as services income. We have not sought, and we do not expect to seek, an IRS ruling on this matter. Accordingly, no assurance can be given that the IRS or a court of law will accept this position, and there is a risk that the IRS or a court of law could determine that we are a PFIC. No assurance can be given that this result will not occur. In addition, although we intend to conduct our affairs in a manner to avoid, to the extent possible, being classified as a PFIC with respect to any taxable year, no assurance can be given that the nature of our operations will not change in the future, or that we will be able to avoid PFIC status in the future.

If the IRS were to find that we are or have been a PFIC for any taxable year, our U.S. stockholders will face adverse U.S. federal income tax consequences. In particular, U.S. stockholders who are individuals would not be eligible for the current maximum 20% preferential tax rate on qualified dividends. In addition, under the PFIC rules, unless U.S. stockholders make certain elections available under the Code, such stockholders would be liable to pay U.S. federal income tax at the then-prevailing income tax rates on ordinary income upon the receipt of excess distributions and upon any gain from the disposition of our common stock, with interest payable on such tax liability as if the excess distribution or gain had been recognized ratably over the stockholder's holding period of such stock. The current maximum 20% preferential tax rate for individuals would not be available for this calculation.

**Our operating income could fail to qualify for an exemption from U.S. federal income taxation, which will reduce our cash flow.**

Under the Code, 50% of our gross income that is attributable to transportation that begins or ends, but that does not both begin and end, in the U.S. is characterized as U.S. source gross transportation income and is subject to a 4% U.S. federal income tax without allowance for any deductions, unless we qualify for exemption from such tax under Section 883 of the Code. Based on our review of the applicable United States Securities and Exchange Commission ("SEC") documents, we believe that we qualified for this statutory tax exemption in 2024 and we will take this position for U.S. federal income tax return reporting purposes.

However, there are factual circumstances that could cause us to lose the benefit of this tax exemption in the future, and there is a risk that those factual circumstances could arise in 2025 or future years. For instance, we might not qualify for this exemption if our common stock no longer represents more than 50% of the total combined voting power of all classes of our stock entitled to vote or of the total value of our outstanding stock. In addition, we might not qualify if holders of our common stock owning a 5% or greater interest in our stock were to collectively own 50% or more of the outstanding shares of our common stock on more than half the days during the taxable year.

If we are not entitled to this exemption for a taxable year, we would be subject in that year to a 4% U.S. federal income tax on our U.S. source gross transportation income. This could have a negative effect on our business and would result in decreased earnings available for distribution to our stockholders.

If we were considered to be a resident of Norway or to have a permanent establishment in Norway, all or a part of our profits could be subject to Norwegian corporate tax. We operate in a manner so that we do not have a permanent establishment in Norway and so that we are not deemed to reside in Norway, including by having our principal place of business outside Norway. The management functions below the board level are currently split between Monaco, Norway and Singapore. Our Monaco office holds senior management, our Norwegian office retains functions within finance, accounting, investor relations, chartering and operations, whereas our Singapore office holds chartering, operations and other functions. All of our directors are currently resident in Norway and we have entered into a management agreement with our Norwegian subsidiary, DHT Management AS, the Norwegian tax authorities may contend that we are subject to Norwegian corporate tax. If the Norwegian tax authorities make such a contention, we could incur substantial legal costs defending our position and, if we were unsuccessful in our defense, our results of operations would be materially and adversely affected. In addition, if we are unsuccessful in our defense against such a contention, dividends paid to our stockholders could be subject to Norwegian withholding taxes.

Arsregnskap regnskapsåret 2024 for 988774863

**Recently enacted income tax laws in Bermuda may adversely affect our business, financial condition or results of operation.**

On December 27, 2023, Bermuda enacted its Corporate Income Tax ("CIT") Act 2023, which will apply a 15% income tax for companies with revenue in excess of €750 million for two of the four previous fiscal years. The CIT Act will be effective for fiscal years beginning on or after January 1, 2025, with a five-year deferred effective date for certain groups with limited international footprint. Under current Bermuda law, the Company is not subject to any income or capital gains taxes in Bermuda. To the extent the Company is subject to the recently enacted CIT Act, we may be subject to additional income tax which may adversely affect our business, financial condition or results of operations.

**ITEM 4. INFORMATION ON THE COMPANY**

**A. HISTORY AND DEVELOPMENT OF THE COMPANY**

**General Information**

Double Hull Tankers, Inc., or "Double Hull," was incorporated in April 2005 under the laws of the Marshall Islands as a wholly owned indirect subsidiary of Overseas Shipholding Group, Inc. ("OSG"). In October 2005, DHT Maritime, Inc. completed its initial public offering. During the first half of 2007, OSG sold all of its common stock of DHT Maritime. In June 2008, Double Hull's stockholders voted to approve an amendment to Double Hull's articles of incorporation to change its name to DHT Maritime, Inc.

On February 12, 2010, DHT Holdings, Inc. was incorporated under the laws of the Marshall Islands, and DHT Maritime became a wholly owned subsidiary of DHT Holdings, Inc. in March 2010 until it was dissolved in November 2018. Shares of DHT Holdings, Inc. common stock trade on the NYSE under the ticker symbol "DHT."

Our principal capital expenditures during the last three fiscal years and through the date of this report include \$120 million in connection with the four newbuilding contracts discussed below, \$95 million in connection with the acquisition of a VLCC, \$23 million related to eight exhaust gas cleaning systems and \$1.6 million related to a ballast water treatment system. Our principal divestitures during the same period comprise the sale of four VLCCs for a total of \$154 million.

Our principal executive offices are currently located at Clarendon House, 2 Church Street, Hamilton HM 11, Bermuda and our telephone number at that address is +1 (441) 295-1422. We own each of the vessels in our fleet through wholly owned subsidiaries incorporated under the laws of the Marshall Islands or the Cayman Islands. We operate our vessels through our subsidiary management companies in Monaco, Norway, Singapore and India.

We are subject to the informational requirements of the Securities Exchange Act of 1934, as amended (the "Exchange Act"). In accordance with these requirements, we file reports and other information as a foreign private issuer with the SEC. You may inspect reports and other information regarding registrants, such as us, that file electronically with the SEC without charge at a website maintained by the SEC at <http://www.sec.gov>. These documents and other important information on our governance are posted on our website and may be viewed at [www.dhtankers.com](http://www.dhtankers.com). The information contained on or connected to our website is not a part of this annual report.

---

#### RECENT DEVELOPMENTS

##### Newbuilding VLCCs

We have agreements for four newbuilding VLCCs, all of which will be wholly owned by the Company.

In February 2024, the Company entered into agreements with Hyundai Samho Heavy Industries for the construction of two VLCCs of 319,000 dwt scheduled for delivery in April and July 2026. The contract price for each of the newbuildings is \$129.1 million.

In February 2024, the Company entered into agreements with Hanwha Ocean for the construction of two VLCCs of 320,000 dwt scheduled for delivery in January and April 2026. The contract price for each of the newbuildings is \$130.8 million.

The contract prices for all four newbuildings include exhaust gas cleaning systems and certain additions and upgrades to the standard specification.

The Company is planning to finance the newbuildings through a combination of cashflow from operations, existing liquidity and projected new mortgage debt.

##### Sale of Vessel

In December 2024, the Company entered into an agreement to sell DHT Scandinavia, a 2006 built VLCC, for \$43.4 million, and reversed a prior impairment charge of \$1.2 million in the fourth quarter of 2024. The vessel was delivered to its new owner in January 2025. The vessel had no outstanding debt, and the Company booked a gain of \$19.8 million in the first quarter of 2025 in connection with the sale.

##### Time Charter Contract

In January 2025, the Company entered into a one-year time charter contract for DHT China, built in 2007. The time charter contract has a rate of \$40,000 per day. The vessel was delivered into the time charter contract in January.

In March 2025, the Company entered into a one-year time charter contract for DHT Tiger, built in 2017. The time charter contract has a rate of \$52,500 per day. The vessel is expected to be delivered into the time charter contract at the end of March.

##### Repurchase of Common Stock

In 2024, the Company repurchased 1,481,383, or 0.9%, of its outstanding shares in the open market at an average price of \$8.89 per share.

#### CHARTER ARRANGEMENTS

The following summary of the material terms of the employment of our vessels does not purport to be complete and is subject to, and qualified in its entirety by reference to, all of the provisions of the charters. Because the following is only a summary, it does not contain all information that you may find useful.

The following table presents certain features of our vessel employment as of March 15, 2025:

| Vessel         | Type of Employment               | Expiry  |
|----------------|----------------------------------|---------|
| VLCC           |                                  |         |
| DHT Appaloosa  | Spot                             |         |
| DHT Mustang    | Spot                             |         |
| DHT Bronco     | Spot                             |         |
| DHT Colt       | Spot                             |         |
| DHT Stallion   | Spot                             |         |
| DHT Tiger      | Spot                             |         |
| DHT Harrier    | Time charter                     | Q4 2025 |
| DHT Puma       | Time charter with profit sharing | Q1 2026 |
| DHT Panther    | Spot                             |         |
| DHT Osprey     | Time charter                     | Q2 2027 |
| DHT Lion       | Time charter                     | Q3 2025 |
| DHT Leopard    | Time charter                     | Q4 2027 |
| DHT Jaguar     | Spot                             |         |
| DHT Taiga      | Spot                             |         |
| DHT Opal       | Spot                             |         |
| DHT Sundarbans | Spot                             |         |
| DHT Redwood    | Spot                             |         |
| DHT Amazon     | Spot                             |         |
| DHT Peony      | Spot                             |         |
| DHT Lotus      | Spot                             |         |
| DHT China      | Time charter                     | Q4 2025 |
| DHT Europe     | Time charter                     | Q2 2025 |
| DHT Bauhinia   | Spot                             |         |

## Årsregnskap regnskapsåret 2024 for 988774863

### SHIP MANAGEMENT AGREEMENTS

The following summary of the material terms of our ship management agreements does not purport to be complete and is subject to, and qualified in its entirety by reference to, all the provisions of the ship management agreements.

#### Technical Management

The technical management for all our vessels is carried out by our subsidiary, Goodwood (the "Technical Manager"). Under our ship management agreement with the Technical Manager, the Technical Manager is responsible for the technical operation and upkeep of the respective vessel, including crewing, maintenance, repairs and drydockings, maintaining required vetting approvals and relevant inspections, and for promoting vessel compliance with the requirements of classification societies as well as relevant governments, flag state, environmental and other regulations. The relevant vessel-owning subsidiary pays the actual cost associated with the technical management and an annual management fee.

Upon termination, we are required to cover actual crew support cost and severance cost and to pay a management fee for three months following termination. We will be required to obtain the consent of any applicable charterer and our lenders before we appoint a new manager; however, such consent may not be unreasonably withheld.

#### Loss of Hire Insurance

We may obtain loss of hire insurance that will generally provide coverage against business interruption for periods of more than 60 days per incident (up to a maximum of 180 days per incident per year) following any loss under our hull and machinery policy (mechanical breakdown, grounding, collision or other incidence of damage that does not result in a total loss or constructive total loss of the vessel).

OUR FLEET

# Årsregnskap regnskapsåret 2024 for 988774863

The following chart summarizes certain information about the vessels in our fleet as of December 31, 2024.

| Company             | Vessel                       | Year Built | Dwt     | Flag* | Yard** | Classification Society*** | Percent of Ownership |
|---------------------|------------------------------|------------|---------|-------|--------|---------------------------|----------------------|
|                     | VLCC                         |            |         |       |        |                           |                      |
| DHT Appaloosa Inc   | DHT Appaloosa <sup>7</sup>   | 2018       | 318,918 | HK    | HHI    | ABS                       | 100%                 |
| DHT Mustang Inc     | DHT Mustang <sup>5</sup>     | 2018       | 317,975 | HK    | HHI    | ABS                       | 100%                 |
| DHT Bronco Inc      | DHT Bronco <sup>5</sup>      | 2018       | 317,975 | HK    | HHI    | ABS                       | 100%                 |
| DHT Colt Inc        | DHT Colt <sup>4</sup>        | 2018       | 319,713 | HK    | DSME   | LR                        | 100%                 |
| DHT Stallion Inc    | DHT Stallion <sup>4</sup>    | 2018       | 319,713 | HK    | DSME   | LR                        | 100%                 |
| DHT Tiger Limited   | DHT Tiger <sup>2</sup>       | 2017       | 299,629 | HK    | HHI    | ABS                       | 100%                 |
| DHT Harrier Inc     | DHT Harrier <sup>6</sup>     | 2016       | 299,985 | HK    | DSME   | LR                        | 100%                 |
| DHT Puma Limited    | DHT Puma <sup>2</sup>        | 2016       | 299,629 | HK    | HHI    | ABS                       | 100%                 |
| DHT Panther Limited | DHT Panther <sup>2</sup>     | 2016       | 299,629 | HK    | HHI    | ABS                       | 100%                 |
| DHT Osprey Inc      | DHT Osprey <sup>6</sup>      | 2016       | 299,999 | HK    | DSME   | LR                        | 100%                 |
| DHT Lion Limited    | DHT Lion <sup>2</sup>        | 2016       | 299,629 | HK    | HHI    | ABS                       | 100%                 |
| DHT Leopard Limited | DHT Leopard <sup>2</sup>     | 2016       | 299,629 | HK    | HHI    | ABS                       | 100%                 |
| DHT Jaguar Limited  | DHT Jaguar <sup>2</sup>      | 2015       | 299,629 | HK    | HHI    | ABS                       | 100%                 |
| Samco Iota Ltd      | DHT Taiga <sup>1</sup>       | 2012       | 318,130 | HK    | HHI    | ABS                       | 100%                 |
| DHT Opal Inc        | DHT Opal <sup>3</sup>        | 2012       | 320,105 | HK    | DSME   | LR                        | 100%                 |
| Samco Theta Ltd     | DHT Sundarbans <sup>1</sup>  | 2012       | 318,123 | HK    | HHI    | LR                        | 100%                 |
| Samco Kappa Ltd     | DHT Redwood <sup>1</sup>     | 2011       | 318,130 | HK    | HHI    | ABS                       | 100%                 |
| Samco Eta Ltd       | DHT Amazon <sup>1</sup>      | 2011       | 318,130 | HK    | HHI    | LR                        | 100%                 |
| DHT Peony Inc       | DHT Peony <sup>3</sup>       | 2011       | 320,013 | HK    | BSHIC  | ABS                       | 100%                 |
| DHT Lotus Inc       | DHT Lotus <sup>3</sup>       | 2011       | 320,142 | HK    | BSHIC  | ABS                       | 100%                 |
| Samco Epsilon Ltd   | DHT China <sup>1</sup>       | 2007       | 317,794 | HK    | HHI    | LR                        | 100%                 |
| Samco Delta Ltd     | DHT Europe <sup>1</sup>      | 2007       | 317,713 | HK    | HHI    | LR                        | 100%                 |
| DHT Bauhinia Inc    | DHT Bauhinia <sup>3</sup>    | 2007       | 301,019 | HK    | DSME   | LR                        | 100%                 |
| Samco Gamma Ltd     | DHT Scandinavia <sup>1</sup> | 2006       | 317,826 | HK    | HHI    | ABS                       | 100%                 |

\*HK: Hong Kong.

\*\*HHI: Hyundai Heavy Industries Co., Ltd.; BSHIC: Bohai Shipbuilding Heavy Industries Co., Ltd.; NACKS: Nantong Cosco KHI Engineering Co. Ltd; DSME: Hanwha Ocean (formerly known as Daewoo Shipbuilding & Marine Engineering Co., Ltd.)

\*\*\*ABS: American Bureau of Shipping, an American classification society; LR: Lloyd's Register, a United Kingdom classification society.

1 Fleet acquired on September 17, 2014. DHT Scandinavia is sold as of the date of this annual report.

2 Delivery dates from HHI for six newbuildings were as follows: DHT Jaguar on November 23, 2015, DHT Leopard on January 4, 2016, DHT Lion on March 15, 2016, DHT Panther on August 5, 2016, DHT Puma on August 31, 2016 and DHT Tiger on January 16, 2017.

DHT Lotus on June 20, 2017.

4 Delivery dates from DSME for the two newbuildings acquired from BW Group were as follows: DHT Stallion on April 27, 2018 and DHT Colt on May 25, 2018.

5 Delivery dates from HHI for the two newbuildings were as follows: DHT Bronco on July 27, 2018 and DHT Mustang on October 29, 2018.

6 Delivery dates were as follows: DHT Harrier on February 18, 2021 and DHT Osprey on April 12, 2021.

7 Delivery date for DHT Appaloosa was on July 31, 2023.

#### COMPETITION

The operation of tanker vessels and transportation of crude and petroleum products is highly competitive. We compete not only with other tanker owners, but also with fleets controlled by our customers. We primarily compete for charters on the basis of price; however, vessel condition, location, size, and age, in addition to our reputation as an operator, may impact our competitive position. Our competitive position may also be affected by price dislocation between other sizes of vessels or vessels consuming alternative fuel types that could enter the trades in which we engage.

#### SEASONALITY

We operate our vessels in markets that have historically exhibited seasonal variations in demand and, as a result, charter rates. Peaks in tanker demand quite often precede seasonal oil consumption peaks, as refiners and suppliers anticipate consumer demand. Historically, seasonal peaks in oil demand can broadly be classified into two main categories: (1) increased demand prior to Northern Hemisphere winters as heating oil consumption increases and (2) increased demand for gasoline prior to the summer driving season in the United States. Asia has emerged as the most important region for demand of oil and oil transportation. Seasonality in Asia differs from that of the United States; hence the historical seasonality has become less pronounced and less predictable. Unpredictable weather patterns and variations in oil inventories could disrupt tanker scheduling. Variations in regional economic activity and seasonality may result in quarter-to-quarter volatility in our operating results, as the majority of our vessels trade in the spot market. However, to the extent that our vessels are chartered at fixed rates on a long-term basis, seasonal factors will not have a significant direct effect on our business.

#### RISK OF LOSS AND INSURANCE

Our operations may be affected by a number of risks, including mechanical failure of the vessels, collisions, property loss to the vessels, cargo loss or damage and business interruption due to political circumstances in foreign countries, hostilities and labor strikes. In addition, the operation of any ocean-going vessel is subject to the inherent possibility of catastrophic marine disaster, including oil spills and other environmental incidents, and the liabilities arising from owning and operating vessels in international trade.

Our wholly owned subsidiaries are responsible for arranging the insurance of our vessels on terms in line with standard industry practice. We are responsible for the payment of premiums. Our wholly owned subsidiaries have arranged for marine hull and machinery and war risks insurance, which includes the risk of actual or constructive total loss, and protection and indemnity insurance with mutual assurance associations. Our wholly owned subsidiaries may also arrange for loss of hire insurance in respect of each of our vessels, subject to the availability of such coverage at commercially reasonable terms. Loss of hire insurance generally provides coverage against business interruption following any loss under our hull and machinery policy. Currently, we have obtained loss of hire insurance that generally provides coverage against business interruption for periods of more than 60 days (up to a maximum of 180 days) following any loss under our hull and machinery policy (mechanical breakdown, grounding, collision or other incidence of damage that does not result in a total loss of the vessel). Currently, the amount of coverage for liability for pollution, spillage and leakage available to us on commercially reasonable terms through protection and indemnity associations and providers of excess coverage is \$1 billion per vessel per occurrence. Protection and indemnity associations are mutual marine indemnity associations formed by shipowners to provide protection from large financial loss to one member by contribution towards that loss by all members.

environmental damage and pollution insurance coverage, consistent with standard industry practice. However, there is no assurance that all risks are adequately insured against, that any particular claims will be paid or that we will be able to obtain adequate insurance coverage at commercially reasonable rates in the future following termination of the ship management agreements.

#### INSPECTION BY A CLASSIFICATION SOCIETY

Every commercial vessel's hull and machinery is evaluated by a classification society authorized by its country of registry. The classification society certifies that the vessel has been built and maintained in accordance with the rules of the classification society and complies with applicable rules and regulations of the vessel's country of registry and the international conventions of which that country is a member. Each vessel is inspected by a surveyor of the classification society in three surveys of varying frequency and thoroughness: every year for the annual survey, every two to three years for intermediate surveys and every four to five years for special surveys. Should any defects be found, the classification surveyor will issue a "recommendation" for appropriate repairs which have to be made by the shipowner within the time limit prescribed. Vessels may be required, as part of the annual and intermediate survey process, to be drydocked for inspection of the underwater portions of the vessel and for necessary repair stemming from the inspection. Special surveys always require drydocking, whereas intermediate surveys require drydocking from the fourth intermediate survey, typically when a vessel turns 17.5 years of age.

Each of our vessels has been certified as being "in class" by a member society of the International Association of Classification Societies, indicated in the table beginning on page 27 of this report.

#### ENVIRONMENTAL REGULATION

Government regulation significantly affects the ownership and operation of our tankers. They are subject to international conventions and national, state and local laws and regulations in force in the countries in which our tankers operate or are registered. Under our ship management agreements, the Technical Managers have assumed technical management responsibility for the vessels in our fleet, including responsibility for compliance with all government and other regulations. If our ship management agreements with the Technical Managers terminate, we would attempt to hire another party to assume this responsibility, which includes compliance with the regulations described herein and any costs associated with such compliance. However, in such event, we may be unable to hire another party to perform these and other services, and we may incur substantial costs to comply with environmental requirements.

A variety of governmental and private entities subject our tankers to both scheduled and unscheduled inspections. These entities include the local port authorities (e.g., U.S. Coast Guard, harbor master or equivalent), classification societies, flag state administration (country of registry) and charterers, particularly terminal operators and oil companies. Certain entities also require us to obtain permits, licenses and certificates for the operation of our tankers. Failure to maintain necessary permits or approvals could require us to incur substantial costs or temporarily suspend operation of one or more of our tankers. We believe that the heightened level of environmental and quality concerns among insurance underwriters, regulators and charterers is leading to greater inspection and safety requirements on all tankers. Increasing environmental concerns may create demand for tankers that conform to the stricter environmental standards. Under our ship management agreements, the Technical Managers are required to maintain operating standards for our tankers that emphasize operational safety, quality maintenance, continuous training of our officers and crews and compliance with U.S. and international regulations. We believe that the operation of our vessels is currently in substantial compliance with applicable environmental laws and regulations; however, because such laws and regulations are frequently changed and may impose increasingly stringent requirements, it is difficult to accurately predict the ultimate cost of complying with these requirements, or the impact of these requirements on the resale value or useful lives of our tankers. In addition, a future serious marine incident that results in significant oil pollution or otherwise causes significant adverse environmental impacts could result in additional legislation or regulation that could negatively affect our profitability.

In September 1997, the IMO adopted MARPOL Annex VI to address air pollution from ships. Annex VI, which became effective in May 2005, sets limits on sulfur oxide and nitrogen oxide emissions from ship exhausts and prohibits deliberate emissions of ozone depleting substances, such as chlorofluorocarbons. Annex VI also includes a global cap on the sulfur content of fuel oil and allows for special areas, known as emission control areas, or "ECAs," to be established with more stringent controls on sulfur emissions. Currently, the Baltic Sea, the North Sea, the Mediterranean Sea, certain coastal areas of North America and the U.S. Caribbean Sea are designated ECAs. The Mediterranean Sea became an ECA in May 2007. In 2015, amendments to Annex VI regarding emissions of sulfur oxide, nitrogen oxide particulate matter and ozone depleting substances came into effect. These standards seek to reduce air pollution from vessels by, among other things, establishing a series of progressive standards to further limit the sulfur content of fuel oil and by establishing new standards to reduce emissions of nitrogen oxide, with a more stringent "Tier III" emission limit applicable to engines installed on or after January 1, 2016. As of January 1, 2020, all ships are required under the rules applying to sulfur content (commonly referred to as "IMO 2020") to comply with a lower global sulfur limit by using fuel with a sulfur content of 0.5% m/m, by using liquefied natural gas for fuel, or by installing an exhaust gas cleaning system. As a result, ships must either use Very Low Sulphur Fuel Oil (VLSFO) to comply with the limit or continue to use heavy fuel oil in combination with an exhaust gas cleaning system. The U.S. ratified the Annex VI amendments in 2008, thereby rendering its emissions standards equivalent to IMO requirements. Please see the discussion of the U.S. Clean Air Act under "U.S. Requirements" below for information on the ECA designated in North America and the Hawaiian Islands.

Under the International Safety Management Code, or "ISM Code," promulgated by the IMO, the party with operational control of a vessel is required to develop an extensive safety management system that includes, among other things, the adoption of a safety and environmental protection policy setting forth instructions and procedures for operating its vessels safely and describing procedures for responding to emergencies. The Technical Managers will rely upon their respective safety management systems.

The ISM Code requires that vessel operators obtain a safety management certificate for each vessel they operate. This certificate evidences compliance by a vessel's management with code requirements for a safety management system. No vessel can obtain a certificate unless its operator has been awarded a document of compliance, issued by each flag state, under the ISM Code. All requisite documents of compliance have been obtained with respect to the operators of all our vessels and safety management certificates have been issued for all our vessels for which the certificates are required by the IMO. These documents of compliance and safety management certificates are renewed as required.

Non-compliance with the ISM Code and other IMO regulations may subject the shipowner or charterer to increased liability, lead to decreases in available insurance coverage for affected vessels and result in the denial of access to, or detention in, some ports. For example, the U.S. Coast Guard and European Union authorities have indicated that vessels not in compliance with the ISM Code are prohibited from trading in U.S. and European Union ports. Many countries have ratified and follow the liability plan adopted by the IMO and set out in the International Convention on Civil Liability for Oil Pollution Damage of 1969, or the "1969 Convention." Some of these countries have also adopted the 1992 Protocol to the 1969 Convention, or the "1992 Protocol." Under both the 1969 Convention and the 1992 Protocol, a vessel's registered owner is strictly liable, subject to certain affirmative defenses, for pollution damage caused in the territorial waters of a contracting state by discharge of persistent oil, subject to certain complete defenses. These conventions also limit the liability of the shipowner under certain circumstances to specified amounts that have been revised from time to time and are subject to exchange rates. In addition, the International Convention for the Control and Management of Ships' Ballast Water and Sediments, or BWM Convention, came into force in September 2017. The BWM Convention provides for a phased introduction of mandatory ballast water exchange requirements, to be replaced in time with mandatory concentration limits. As of the date of this report, all of our vessels have ballast water treatment systems installed.

The International Convention on Civil Liability for Bunker Oil Damage (the "Bunker Convention"), which became effective in November 2008, imposes strict liability on vessel owners for pollution damage in jurisdictional waters of ratifying states caused by discharges of bunker fuel. The Bunker Convention also requires registered owners of vessels over 1,000 gross tons to maintain insurance in specified amounts to cover liability for bunker fuel pollution damage. Each of our vessels has been issued a certificate attesting that insurance is in force in accordance with the Bunker Convention.

IMO regulations also require owners and operators of vessels to adopt Shipboard Oil Pollution Emergency Plans, or "SOPEPs." Periodic training and drills for response personnel and for vessels and their crews are required. In addition to SOPEPs, the Technical Managers have adopted Shipboard Marine Pollution Emergency Plans for our vessels, which cover potential releases not only of oil but of any noxious liquid substances.

in 2009, and will apply to our vessels. The Convention introduces regulations covering the design, construction, operation and preparation of ships in order to facilitate recycling and the operation of ship recycling facilities and establishes an enforcement mechanism for ship recycling, incorporating certification and reporting requirements, and will enter into force on June 26, 2025. Pursuant to the Convention, ships must have an Inventory of Hazardous Materials specific to each ship on board, which must be prepared and verified in line with IMO guidelines. In addition to that initial verification, ships will be subject to additional surveys during the life of the ship, and a final survey prior to recycling.

In 2022, the IMO amended MARPOL Annex I to prohibit the use of Heavy Fuel Oil, or "HFO," in Arctic waters, which came into force in July 2024. The amendment prohibits the use of oils having a density at 15°C higher than 900 kg/m<sup>3</sup> or a kinematic viscosity at 50°C higher than 180 mm<sup>2</sup>/s. Parties to MARPOL with coastlines bordering Arctic waters may temporarily waive the requirements for ships flying their flags while operating in waters subject to that Party's sovereignty or jurisdiction until July 1, 2029. Our vessels do not typically operate in Arctic waters; however, if they do enter these waters, they will be required to comply with this prohibition.

## Arsregnskap regnskapsåret 2024 for 988774863

### U.S. Requirements

The U.S. regulates the tanker industry with an extensive regulatory and liability regime for environmental protection and cleanup of oil spills, consisting primarily of the OPA, and the Comprehensive Environmental Response, Compensation, and Liability Act, or "CERCLA." OPA affects all owners and operators whose vessels trade with the U.S., its territories or possessions, or whose vessels operate in the waters of the U.S., which include the U.S. territorial sea and the 200-nautical-mile exclusive economic zone around the U.S. CERCLA applies to the discharge of hazardous substances (other than petroleum) whether on land or at sea. Both OPA and CERCLA impact our business operations.

Under OPA, vessel owners, operators and bareboat or demise charterers are "responsible parties" who are liable, without regard to fault, for all containment and clean-up costs and other damages, including property and natural resource damages and economic loss without physical damage to property, arising from oil spills and pollution from their vessels.

Per U.S. Coast Guard regulation, limits of liability under OPA are equal to the greater of \$2,500 per gross ton or \$21.5 million for any double-hull tanker, such as our vessels, that is over 3,000 gross tons (subject to periodic adjustment for inflation). CERCLA, which applies to owners and operators of vessels, contains a similar liability regime and provides for cleanup, removal and natural resource damages. Liability under CERCLA for a release or incident involving a release of hazardous substances is limited to the greater of \$300 per gross ton or \$5 million for vessels carrying a hazardous substance as cargo and the greater of \$300 per gross ton or \$0.5 million for any other vessel. These OPA and CERCLA limits of liability do not apply if an incident was directly caused by violation of applicable U.S. federal safety, construction or operating regulations or by a responsible party's gross negligence, willful misconduct, refusal to report the incident or refusal to cooperate and assist in connection with oil removal activities.

OPA specifically permits individual U.S. coastal states to impose their own liability regimes with regard to oil pollution incidents occurring within their boundaries, and some states have enacted legislation providing for unlimited liability for oil spills.

OPA also requires owners and operators of vessels to establish and maintain with the U.S. Coast Guard evidence of financial responsibility sufficient to meet the limit of their potential strict liability under the Act. The U.S. Coast Guard has enacted regulations requiring evidence of financial responsibility consistent with the aggregate limits of liability described above for OPA and CERCLA. Under the regulations, evidence of financial responsibility may be demonstrated by insurance, surety bond, self-insurance, guaranty or an alternative method subject to approval by the Director of the U.S. Coast Guard National Pollution Funds Center. Under OPA regulations, an owner or operator of more than one tanker is required to demonstrate evidence of financial responsibility for the entire fleet in an amount equal only to the financial responsibility requirement of the tanker having the greatest maximum strict liability under OPA and CERCLA. The Technical Managers have provided the requisite guarantees and received certificates of financial responsibility from the U.S. Coast Guard for each of our tankers that are required to have one.

there could be a material adverse effect on our business and on the Technical Managers' business, which could impair the Technical Managers' ability to manage our vessels.

OPA also amended the federal Water Pollution Control Act, commonly referred to as the Clean Water Act (the "CWA"), to require owners and operators of vessels to adopt vessel response plans for reporting and responding to oil spill scenarios up to a "worst case" scenario and to identify and ensure, through contracts or other approved means, the availability of necessary private response resources to respond to a "worst case discharge." In addition, periodic training programs and drills are required for crew members of vessels operating in U.S. waters. Vessel response plans for our tankers operating in the waters of the U.S. have been approved by the U.S. Coast Guard. In addition, the U.S. Coast Guard has proposed similar regulations requiring certain vessels to prepare response plans for the release of hazardous substances.

Årsregnskap regnskapsåret 2024 for 988774863

The CWA prohibits the discharge of oil or hazardous substances in U.S. navigable waters unless authorized by a duly-issued permit or exemption, and imposes strict liability in the form of penalties for any unauthorized discharges. The CWA also imposes substantial liability for the costs of removal, remediation and damages. Furthermore, most U.S. states that border a navigable waterway have enacted laws that impose strict liability for removal costs and damages resulting from a discharge of oil or a release of a hazardous substance. These laws may be more stringent than U.S. federal law.

The EPA regulates the discharge of ballast water and other substances in U.S. waters under the CWA. Effective February 6, 2009, EPA regulations require vessels 79 feet in length or longer (other than commercial fishing and recreational vessels) to comply with a Vessel General Permit, or "VGP," authorizing ballast water discharges and other discharges incidental to the operation of vessels. The VGP requires owners and operators to comply with a range of best management practices, reporting requirements and other standards for a number of vessel discharges. The current VGP, which became effective in December 2013, contains stringent requirements, including numeric ballast water discharge limits (that generally align with the most recent U.S. Coast Guard standards issued in 2012), requirements to ensure ballast water treatment systems are functioning correctly, and stringent limits for oil to sea interfaces and exhaust gas cleaning system wastewater. Vessels calling U.S. ports have been required to have Coast Guard approved ballast water management systems installed by their first regular drydocking since January 2016, with few exceptions. The 2013 VGP was originally effective through December 2018, and was amended by the Vessel Incidental Discharge Act, or "VIDA," enacted on December 4, 2018, required the EPA and Coast Guard to develop new performance standards and enforcement regulations and extends the 2013 VGP provisions until new regulations become final and enforceable. On October 9, 2024, the EPA issued Vessel Incidental Discharge National Standards of Performance, new final regulations pursuant to VIDA which set discharge standards that are as least as stringent as the VGP. These new standards are enforceable through U.S. Coast Guard regulations, which must be promulgated within two years. Until the Coast Guard's regulations are final and enforceable, vessels will continue to be subject to the existing discharge requirements under the VGP. U.S. Coast Guard regulations adopted under the U.S. National Invasive Species Act, or NISA, also impose mandatory ballast water management practices for all vessels equipped with ballast water tanks entering or operating in U.S. waters, including limits regarding ballast water releases.

The U.S. Clean Air Act of 1970, as amended by the Clean Air Act Amendments of 1977 and 1990, or the CAA, requires the EPA to promulgate standards applicable to emissions of volatile organic compounds and other air contaminants. Our vessels are subject to vapor control and recovery requirements for certain cargoes when loading, unloading, ballasting, cleaning and conducting other operations in regulated port areas and emission standards for so-called Category 3 marine diesel engines operating in U.S. waters. In April 2010, the EPA adopted new emission standards for Category 3 marine diesel engines equivalent to those adopted in the amendments to Annex VI to MARPOL. The emission standards apply in two stages: near-term standards apply to engines constructed on or after January 1, 2011, and long-term standards, requiring an 80% reduction in nitrogen dioxides (NOx), apply to engines constructed on or after January 1, 2016. Compliance with these standards may cause us to incur costs to install control equipment on our vessels.

unloading operations by requiring the installation of vapor control equipment. As indicated above, our vessels operating in covered port areas are already equipped with vapor recovery systems that satisfy these existing requirements. Under regulations that became effective in January 1, 2014, vessels sailing within 24 miles of the California coastline whose itineraries call for them to enter any California ports, terminal facilities, or internal or estuarine waters must use marine fuels with a sulfur content equal to or less than 0.1% m/m (1,000 ppm).

The IMO's Maritime Environmental Protection Committee, or "MEPC," has designated the area extending 100 miles from the Pacific coasts and the eight main Hawaiian Islands as an ECA under the MARPOL Annex VI amendments. As of January 1, 2015, fuel used by all vessels operating in the ECA cannot exceed 0.1% m/m sulfur. Effective January 1, 2016, NOx after-treatment requirements also apply. Additional ECAs include the Baltic Sea, North Sea, Mediterranean Sea and Caribbean Sea. The Mediterranean Sea became an ECA as of May 1, 2024, and compliance obligations will begin May 1, 2025. If other ECAs are approved by the IMO or other new or more stringent requirements relating to emissions from marine diesel engines or port operations by vessels are adopted by the EPA or the states where we operate, compliance with these regulations could entail significant capital expenditures or otherwise increase the costs of our operations.

#### European Union Tanker Restrictions

The European Union has adopted legislation that will: (1) ban manifestly sub-standard vessels (defined as those over 15 years old that have been detained by port authorities at least twice in a six-month period) from European waters and create an obligation of port states to inspect vessels posing a high risk to maritime safety or the marine environment; and (2) provide the European Union with greater authority and control over classification societies, including the ability to seek to suspend or revoke the authority of negligent societies.

The European Union has implemented regulations requiring vessels to use reduced sulfur content fuel for their main and auxiliary engines. The EU Directive 2005/EC/33 (amending Directive 1999/32/EC) introduced parallel requirements in the European Union to those in MARPOL Annex VI in respect of the sulfur content of marine fuels. In addition, it has introduced a 0.1% m/m maximum sulfur requirement for fuel used by ships at berth in EU ports, effective January 1, 2010.

#### Greenhouse Gas Regulation

Concerns surrounding climate change may lead certain international or multinational bodies or individual countries to propose and/or adopt new climate change initiatives. For example, in 2015 the United Nations Framework Convention on Climate Change, or UNFCCC, adopted the Paris Agreement, an international framework with the intent of reducing global GHG emissions. In October 2016, the EU formally ratified the Paris Agreement, thus establishing its entry into force on November 4, 2016. Although the Paris Agreement does not require parties to the agreement to adopt emissions controls for the shipping industry, a new treaty or other applicable requirements could be adopted in the future that includes such restrictions.

Additionally, the MEPC has implemented two energy efficiency standards for new and currently operating vessels – the Energy Efficiency Design Index and the Ship Energy Efficiency Management Plan, which entered into force in January 2013. Effective January 1, 2018, the EU's MRV Regulation requires all ships over 5,000 tons loading or unloading cargo or passengers in EU ports to monitor, report and verify their carbon dioxide emissions.

MEPC also finalized and adopted amendments to the International Convention for the Prevention of Pollution from Ships ("MARPOL") Annex VI that will require ships to reduce their GHG emissions. These amendments combine technical and operational approaches to improve the energy efficiency of ships, and provide important building blocks for future GHG reduction measures. On November 1, 2022, carbon intensity measures came into force that require ships to calculate their EEXI, which indicates a ship's efficiency compared to a specified baseline, and their annual operational CII and CII rating. The EEXI could require us to implement technical steps, such as power limitations or installations of technical features, to improve the energy efficiency of our ships. The CII rating is on a scale from A to E, with E as the lowest score. If our ships rate D for three consecutive years or E for a single year, we must develop corrective action plans to achieve the required annual operational CII. None of our ships have been rated as D for three consecutive years or E for a single year; thus, we have not been required to develop any corrective action plans. Such plans, if required, may include potentially significant capital expenditures and investments for existing ships to stay in compliance. The CII will be calculated annually and implemented as an operational carbon intensity measure to benchmark and improve efficiency. On January 1, 2023, it became mandatory for ships to calculate their EEXI and initiate the collection of data for reporting their CII and CII rating. The regulations and framework will be reviewed by the MEPC by January 1, 2026.

IMO adopted the 2023 IMO Strategy on Reduction of GHG Emissions from Ships, which builds upon the initial strategy's levels of ambition. The revised levels of ambition include (1) further decreasing the carbon intensity from ships through improvement of energy efficiency; (2) reducing carbon intensity of international shipping; (3) increasing adoption of zero or near-zero emissions technologies, fuels, and energy sources; and (4) achieving net zero GHG emissions from international shipping.

In the EU, greenhouse gas emissions are regulated under the EU Emissions Trading System (the "EU ETS") and the FuelEU Maritime Regulation (the "FuelEU"). The FuelEU Maritime Regulation sets "well-to-wake" GHG emission intensity requirements for energy used on board. The GHG intensity requirement applies to 100% of energy used on voyages and port calls within the EU and EEA, and 50% of energy used on voyages into or out of the EU and EEA. The term "well-to-wake" refers to the entire process of fuel production, delivery and use onboard ships, and all emissions produced from such processes. The yearly average GHG intensity of energy used on board, measured as GHG emissions per energy unit (gCO<sub>2</sub>e/MJ), must be less than an applicable threshold. The GHG intensity threshold will be subject to a five-year percentage reduction with respect to a reference value, which is based on the average energy used onboard in 2020, reported in the EU Monitoring Reporting and Verification data of that year, which was 91.16 gCO<sub>2</sub>e/MJ.

In November 2024, the United Kingdom expanded the UK Emissions Trading Scheme, a GHG emissions pricing framework specific to the UK, to include GHG emissions from domestic maritime shipping activity. Beginning in 2026, the expansion will apply to ships of 5,000 gross tons or higher. While the current legislation applies only to domestic shipping and excludes international shipping calls at UK ports, this may change in the future, potentially requiring shipping companies to purchase allowances for GHG emissions covered by the system.

The U.S. has adopted regulations to limit greenhouse gas emissions from certain mobile and large stationary sources. Although these regulations do not apply to greenhouse gas emissions from ships, the EPA may regulate greenhouse gas emissions from ocean-going vessels in the future. Any adoption of climate control legislation or other regulatory initiatives by the IMO, EU, the U.S. or other countries or jurisdictions where we operate, or any treaty adopted or amended at the international level that restricts emissions of greenhouse gases, could require us to make significant financial expenditures or otherwise impact our vessels or their operation in ways that we cannot predict with certainty at this time.

#### VESSEL SECURITY REGULATIONS

A number of initiatives have been introduced to enhance vessel security. On November 25, 2002, the Maritime Transportation Security Act of 2002 (the "MTSA") was signed into law. To implement certain portions of the MTSA, the U.S. Coast Guard issued regulations in July 2003 requiring the implementation of certain security requirements aboard vessels operating in waters subject to the jurisdiction of the U.S. Similarly, in December 2002, amendments to SOLAS created a new chapter of the convention dealing specifically with maritime security. This new chapter came into effect in July 2004 and imposes various detailed security obligations on vessels and port authorities, most of which are contained in the International Ship and Port Facilities Security Code (the "ISPS Code").

vessels is ISPS Code-certified, any failure to comply with the ISPS Code or maintain such certifications may subject us to increased liability and may result in denial of access to, or detention in, certain ports. Furthermore, compliance with the ISPS Code requires us to incur certain costs. Although such costs have not been material to date, if new or more stringent regulations relating to the ISPS Code are adopted by the IMO and the flag states, these requirements could require significant additional capital expenditures or otherwise increase the costs of our operations. Among the various requirements are:

- on-board installation of automatic information systems to enhance vessel-to-vessel and vessel-to-shore communications;
- on-board installation of ship security alert systems;
- the development of ship security plans; and
- compliance with flag state security certification requirements.

The U.S. Coast Guard regulations, intended to align with international maritime security standards, exempt non-U.S. vessels from MTSA vessel security measures; provided such vessels have on board a valid "International Ship Security Certificate" that attests to the vessel's compliance with SOLAS security requirements and the ISPS Code. We have implemented the various security measures required by the IMO, SOLAS and the ISPS Code and have approved ISPS certificates and plans certified by the applicable flag state on board all our vessels.

#### LEGAL PROCEEDINGS

The nature of our business, which involves the acquisition, chartering and ownership of our vessels, exposes us to the risk of lawsuits for damages or penalties relating to, among other things, personal injury, property casualty and environmental contamination. Under rules related to maritime proceedings, certain claimants may be entitled to attach charter hire payable to us in certain circumstances. There are no actions or claims pending against us as of the date of this report.

#### C. ORGANIZATIONAL STRUCTURE

The following table sets forth our significant subsidiaries and the vessels owned or operated by each of those subsidiaries, if any, as of December 31, 2024.

| Subsidiary                                       | Vessel               | State of Jurisdiction or Incorporation | Percent of ownership |
|--|----------------------|--|----------------------|
| <i>DHT Management S.A.M.</i>                     |                      | <i>Monaco</i>                          | 99% <sup>1</sup>     |
| <i>DHT Management AS</i>                         |                      | <i>Norway</i>                          | 100%                 |
| <i>DHT Ship Management (Singapore) Pte. Ltd.</i> |                      | <i>Singapore</i>                       | 100%                 |
| <i>DHT Chartering (Singapore) Pte. Ltd.</i>      |                      | <i>Singapore</i>                       | 100%                 |
| <i>Goodwood Ship Management Pte. Ltd.</i>        |                      | <i>Singapore</i>                       | 53%                  |
| <i>DHT Addax, Inc.</i> <sup>2</sup>              | <i>DHT Addax</i>     | <i>Marshall Islands</i>                | 100%                 |
| <i>DHT Antelope, Inc.</i> <sup>2</sup>           | <i>DHT Antelope</i>  | <i>Marshall Islands</i>                | 100%                 |
| <i>DHT Appaloosa, Inc.</i>                       | <i>DHT Appaloosa</i> | <i>Marshall Islands</i>                | 100%                 |
| <i>DHT Bauhinia, Inc.</i>                        | <i>DHT Bauhinia</i>  | <i>Marshall Islands</i>                | 100%                 |
| <i>DHT Bronco, Inc.</i>                          | <i>DHT Bronco</i>    | <i>Marshall Islands</i>                | 100%                 |
| <i>DHT Colt, Inc.</i>                            | <i>DHT Colt</i>      | <i>Marshall Islands</i>                | 100%                 |
| <i>DHT Gazelle, Inc.</i> <sup>2</sup>            | <i>DHT Gazelle</i>   | <i>Marshall Islands</i>                | 100%                 |
| <i>DHT Harrier, Inc.</i>                         | <i>DHT Harrier</i>   | <i>Marshall Islands</i>                | 100%                 |
| <i>DHT Impala, Inc.</i> <sup>2</sup>             | <i>DHT Impala</i>    | <i>Marshall Islands</i>                | 100%                 |
| <i>DHT Jaguar Limited</i>                        | <i>DHT Jaguar</i>    | <i>Marshall Islands</i>                | 100%                 |
| <i>DHT Leopard Limited</i>                       | <i>DHT Leopard</i>   | <i>Marshall Islands</i>                | 100%                 |

|                     |                 |                  |      |
|---------------------|-----------------|------------------|------|
| DHT Lotus, Inc.     | DHT Lotus       | Marshall Islands | 100% |
| DHT Mustang, Inc.   | DHT Mustang     | Marshall Islands | 100% |
| DHT Opal, Inc.      | DHT Opal        | Marshall Islands | 100% |
| DHT Osprey Inc.     | DHT Osprey      | Marshall Islands | 100% |
| DHT Panther Limited | DHT Panther     | Marshall Islands | 100% |
| DHT Peony, Inc.     | DHT Peony       | Marshall Islands | 100% |
| DHT Puma Limited    | DHT Puma        | Marshall Islands | 100% |
| DHT Stallion, Inc.  | DHT Stallion    | Marshall Islands | 100% |
| DHT Tiger Limited   | DHT Tiger       | Marshall Islands | 100% |
| Samco Delta Ltd.    | DHT Europe      | Cayman Islands   | 100% |
| Samco Epsilon Ltd.  | DHT China       | Cayman Islands   | 100% |
| Samco Eta Ltd.      | DHT Amazon      | Cayman Islands   | 100% |
| Samco Gamma Ltd.    | DHT Scandinavia | Cayman Islands   | 100% |
| Samco Iota Ltd.     | DHT Taiga       | Cayman Islands   | 100% |
| Samco Kappa Ltd.    | DHT Redwood     | Cayman Islands   | 100% |
| Samco Theta Ltd.    | DHT Sundarbans  | Cayman Islands   | 100% |

Årsregnskap regnskapsåret 2024 for 988774863

- 1 The remaining 1% of DHT Management S.A.M is owned by the President & Chief Executive Officer
- 2 Subsidiaries related to newbuilding contracts. Vessels are scheduled for delivery in 2026.

**D. PROPERTY, PLANT AND EQUIPMENT**

Refer to "Item 4. Information on the Company—Business Overview—Our Fleet" above for a discussion of our property, plant and equipment.

**ITEM 4A. UNRESOLVED STAFF COMMENTS**

None.

**ITEM 5. OPERATING AND FINANCIAL REVIEW AND PROSPECTS**

**MANAGEMENT'S DISCUSSION AND ANALYSIS OF FINANCIAL CONDITION AND RESULTS OF OPERATIONS**

*You should read the following discussion and analysis in conjunction with our consolidated financial statements, and the related notes included elsewhere in this report. This Management's Discussion and Analysis of Financial Condition and Results of Operations contains forward-looking statements based on assumptions about our future business. Please see "Cautionary Note Regarding Forward-Looking Statements" for a discussion of the risks, uncertainties and assumptions relating to these statements. Our actual results may differ from those contained in the forward-looking statements and such differences may be material.*

**BUSINESS**

We currently operate a fleet of 23 VLCC crude oil tankers, all of which are wholly owned by DHT Holdings, Inc. VLCCs are tankers ranging in size from 270,000 to 320,000 deadweight tons, or "dwt". In addition, we have contracted to build four new VLCCs for delivery in 2026, with two each at Hyundai Samho Heavy Industries and Hanwha Ocean, both in South Korea. As of the date of this report, seven of the vessels are on time charters and 16 vessels are operating in the spot market. The fleet operates globally on international routes. The 23 VLCCs have a combined carrying capacity of 7,161,351 dwt and an average age of 10.9 years as of the date of this report.

The principal factors that affect our results of operations and financial condition include:

---

- with respect to vessels on charter, the charter rate that we are paid;
- with respect to vessels operating in the spot market, the revenues earned by such vessels and cost of bunkers;
- our vessels' operating expenses;
- our insurance premiums and vessel taxes;
- the required maintenance capital expenditures related to our vessels;
- the required capital expenditures related to newbuilding orders;
- our ability to access capital markets to finance our fleet;
- our vessels' depreciation and potential impairment charges;
- our general and administrative and other expenses;
- our interest expense including any interest swaps;
- any future vessel sales and acquisitions;
- general market conditions when charters expire;
- fluctuations in the supply of and demand for oil transportation; and
- prepayments under our credit facilities to remain in compliance with covenants.

Our revenues are principally derived from time charter hire and by vessels operating in the spot market. Freight rates are sensitive to patterns of supply and demand for oil transportation. Rates for the transportation of crude oil are determined by market forces, such as the supply and demand for oil, the distance that cargoes must be transported and the number of vessels available at the time such cargoes need to be transported. The demand for oil transportation is affected by the state of the global economy and commercial and strategic inventory building of oil, among other things. The number of vessels is affected by the construction of new vessels and by the retirement of existing vessels from service. The tanker industry has historically been cyclical, experiencing volatility in freight rates, profitability and vessel values (refer to "Item 3.D. Risk Factors—Risks Relating to Our Industry").

Our expenses consist primarily of voyage expenses, including primarily cost of bunkers and port charges; vessel operating expenses, hereunder crew cost, maintenance expenses, spare parts, various consumables, insurance premium expenses; interest expense, financing expenses, depreciation expense, impairment charges, vessel taxes and general and administrative expenses.

us the freight upon discharge of the cargo. We fund daily vessel operating expenses under our ship management agreements monthly in advance. We are required to pay interest under our secured credit facilities quarterly or semiannually in arrears, insurance premiums either annually or more frequently (depending on the policy) and our vessel taxes, registration dues and classification expenses annually.

## MARKET OUTLOOK FOR 2025

Current geopolitical events and tensions are causing strains on energy security and global trade, thus impacting oil flows. While we think it impossible to present a clear and credible view on the outcome of current geopolitical events and tensions, outcomes could include redirection or reduction in Russian and Iranian oil flows. In these scenarios and under these assumptions, voids in oil supply could be filled by reversals in OPEC production cuts and continued growth in non-OPEC production from the Atlantic basin, in sum expected to be supportive of the VLCC segment.

The global tanker fleet continues to rapidly age with limited new supply entering the market. Last year's interest to contract new supply of VLCCs has receded, supporting an increasingly favorable supply picture. The orderbook for supply of new ships is benign with some 10% of capacity scheduled for delivery over the coming three years. This is in stark contrast with close to 50% of the fleet projected to be older than 15-years of age by the end of 2026. Given that shipyards with experience in building large tankers are experiencing backlogs to build other types of ships, it is unlikely that this supply situation will be improved in the near-to-medium term. An increasing number of ships are being sanctioned by the United States and the EU, likely reducing transportation capacity, and regulations related to emissions from transportation work will increasingly constrain the productivity of the older part of the global fleet.

We believe our strategy continues to be well suited for the market that we operate in and is based on the following core principles:

- An experienced organization with focus on first rate operations and customer service
- Quality ships
- A prudent capital structure that promotes staying power through the business cycles
- Fleet employment with a combination of market exposure and fixed income contracts
- A disciplined capital allocation strategy through cash dividends, investments in vessels, debt prepayments and share buybacks
- Transparent corporate structure maintaining a high level of integrity and corporate governance

## A. OPERATING RESULTS

### Income from Vessel Operations

Shipping revenues increased by \$11.8 million, or 2.1%, to \$567.8 million in 2024 from \$556.1 million in 2023. The increase from 2023 to 2024 includes \$25.3 million attributable to increased total revenue days, partly offset by \$13.5 million attributable to lower tanker rates.

Other revenues for 2024 were \$3.9 million compared to \$4.5 million in 2023 and mainly relate to technical management services provided.

The Company did not record any gain or loss related to sale of vessels in 2024 or 2023.

Voyage expenses increased by \$13.9 million to \$179.6 million in 2024 from \$165.7 million in 2023. The increase was mainly related to an increase in bunker expenses of \$17.3 million, partly offset by a decrease in port expenses of \$4.4 million.

Vessel operating expenses increased by \$3.2 million to \$78.6 million in 2024 from \$75.4 million in 2023. The increase was due to an additional vessel in the fleet and insurance deductibles.

increase in depreciation related to vessels of \$2.9 million and an increase in depreciation of exhaust gas cleaning systems of \$0.3 million, partly offset by a decrease in depreciation of drydocking cost of \$0.1 million and a decrease in depreciation related to other property, plant and equipment of \$0.1 million.

Reversal of prior impairment charges totaled \$27.9 million in 2024, compared to \$nil in 2023, due to continued strong market values and triggered by the agreement to sell DHT Scandinavia in the fourth quarter of 2024. There was no reversal of prior impairment charges in 2023. Please refer to "Item 5. Operating and Financial Review and Prospects" in our Annual Report on Form 20-F for a discussion of the key reasons for the reversal of prior impairment charges in 2024.

**Årsregnskap regnskapsåret 2024 for 988774863**

General and administrative expenses in 2024 were \$18.9 million (of which \$4.2 million was non-cash cost related to restricted share agreements for our management and board of directors), compared to \$17.4 million in 2023 (of which \$3.3 million was non-cash cost related to restricted share agreements for our management and board of directors).

General and administrative expenses for 2024 and 2023 include directors' fees and expenses, the salary and benefits of our executive officers, legal fees, fees of independent auditors and advisors, directors and officers insurance, rent and miscellaneous fees and expenses.

#### **Interest Expense and Amortization of Deferred Debt Issuance Cost**

Net financial expenses were \$28.6 million in 2024 compared to \$31.1 million resulting from 2023. The decrease was due to decreased interest expenses of \$2.7 million, due to a decline in interest rates, and a non-cash loss of \$0.5 million in 2023, partly offset by reduced interest income of \$0.6 million in 2024 compared to 2023.

For a discussion of the year ended December 31, 2023 compared to the year ended December 31, 2022, refer to "Item 5. Operating and Financial Review and Prospects" in our Annual Report on Form 20-F for the year ended December 31, 2023.

#### **B. LIQUIDITY AND CAPITAL RESOURCES**

We operate in a capital-intensive industry. We fund our working capital requirements with cash from operations to cover our voyage expenses, operating expenses, payments of interest, payments of insurance premiums, payments of vessel taxes, the payment of principal under our secured credit facilities, capital expenses related to periodic maintenance of our vessels, payment of dividends, and securities repurchases. We collect our time charter hire from our vessels on charters monthly in advance and fund our estimated vessel operating costs monthly in advance. With respect to vessels operating in the spot market, the charterers typically pay us upon discharge of the cargo. We finance our vessel acquisitions, including newbuilding contracts, with a combination of cash generated from operations, existing liquidity, proceeds from sale of older vessels, debt secured by our vessels, and the sale of equity.

In March 2022, our board of directors approved a repurchase through March 2023 of up to \$50 million of DHT securities through open market purchases, negotiated transactions or other means in accordance with applicable securities laws. In 2022, the Company repurchased and retired 4,326,379 shares of common stock in the open market at an average price of \$5.71 per share. In March 2023, our board of directors approved a repurchase through March 2024 of up to \$100 million of DHT securities through open market purchases, negotiated transactions or other means in accordance with applicable securities laws. In 2023, the Company repurchased and retired 2,209,927 shares of common stock in the open market at an average price of \$8.49 per share. In March 2024, our board of directors approved a repurchase through March 2025 of up to \$100 million of DHT securities through open market purchases, negotiated transactions or other means in accordance with applicable securities laws. In 2024, the Company repurchased and retired 1,481,383 shares of common stock in the open market at an average price of \$8.89 per share. In March 2025, our board of directors approved a repurchase through March 2026 of up to \$100 million of DHT securities through open market purchases, negotiated transactions or other means in accordance with applicable securities laws. The repurchase program may be suspended or discontinued at any time. All shares of DHT common stock acquired by DHT are expected to be retired and restored to authorized but unissued shares.

intended to be paid in accordance with our dividend policy communicated at any given time, they are subject to the discretion of our board of directors, with the timing and amount potentially being affected by various factors, including our cash earnings, financial condition and cash requirements, the loss of a vessel, the acquisition of one or more vessels, required capital expenditures, reserves established by our board of directors, increased or unanticipated expenses, a change in our dividend policy, additional borrowings or future issuances of securities, many of which will be beyond our control. In September 2022, our board of directors revised the dividend policy to return 100% of our ordinary net income to shareholders in the form of quarterly cash dividends (refer to "Item 3.D. Risk Factors—Risks Relating to Our Capital Stock—We may not pay dividends in the future, and our dividend policy is subject to change").

## Arsregnskap regnskapsåret 2024 for 988774863

| Operating Period       | Total Payment  | Per Common |               |               |
|------------------------|----------------|------------|---------------|---------------|
|                        |                | Share      | Record Date   | Payment Date  |
| Jan. 1 - Mar. 31, 2022 | \$3.3 million  | \$0.02     | May 19, 2022  | May 26, 2022  |
| Apr. 1 - Jun. 30, 2022 | \$6.5 million  | \$0.04     | Aug. 23, 2022 | Aug. 30, 2022 |
| Jul. 1 - Sep. 30, 2022 | \$6.5 million  | \$0.04     | Nov. 22, 2022 | Nov. 29, 2022 |
| Oct. 1 - Dec. 31, 2022 | \$61.9 million | \$0.38     | Feb. 17, 2023 | Feb. 24, 2023 |
| Jan. 1 - Mar. 31, 2023 | \$37.5 million | \$0.23     | May 18, 2023  | May 25, 2023  |
| Apr. 1 - Jun. 30, 2023 | \$56.7 million | \$0.35     | Aug. 23, 2023 | Aug. 30, 2023 |
| Jul. 1 - Sep. 30, 2023 | \$30.6 million | \$0.19     | Nov. 21, 2023 | Nov. 28, 2023 |
| Oct. 1 - Dec. 31, 2023 | \$35.5 million | \$0.22     | Feb. 21, 2024 | Feb. 28, 2024 |
| Jan. 1 - Mar. 31, 2024 | \$46.8 million | \$0.29     | May 24, 2024  | May 31, 2024  |
| Apr. 1 - Jun. 30, 2024 | \$43.6 million | \$0.27     | Aug. 23, 2024 | Aug. 30, 2024 |
| Jul. 1 - Sep. 30, 2024 | \$35.5 million | \$0.22     | Nov. 22, 2024 | Nov. 29, 2024 |
| Oct. 1 - Dec. 31, 2024 | \$27.3 million | \$0.17     | Feb. 18, 2025 | Feb. 25, 2025 |

Working capital, defined as total current assets less total current liabilities, was \$92.3 million at December 31, 2024 compared to \$143.9 million at December 31, 2023. The decrease in working capital in 2024 resulted from an increase in current portion long-term debt of \$48.3 million, a decrease in accounts receivable and accrued revenue of \$22.1 million, a decrease in prepaid expenses of \$6.4 million, an increase in accounts payable and accrued expenses of \$2.9 million and an increase in deferred shipping revenues of \$1.7 million, partly offset by an increase in asset held for sale of \$22.7 million, an increase in inventories of \$3.9 million and an increase in cash and cash equivalents of \$3.4 million. We believe that our working capital is sufficient for our present requirements. The cash and cash equivalents were \$78.1 million at December 31, 2024 and \$74.7 million at December 31, 2023. In 2024, net cash provided by operating activities was \$298.7 million, net cash used in investing activities was \$97.0 million (comprising \$90.2 million related to investment in vessels under construction and \$6.7 million related to investment in vessels), and net cash used in financing activities was \$197.9 million (comprising \$161.4 million related to cash dividends paid, \$106.9 million related to repayment of long-term debt, \$13.2 million related to purchase of treasury shares and \$1.4 million related to repayment of the principal element of lease liability, partly offset by \$85.0 million related to issuance of long-term debt).

In 2024, net cash provided by operating activities was \$298.7 million compared to \$251.4 million in 2023. The increase resulted from net income of \$181.5 million in 2024 compared to net income of \$161.4 million in 2023, an increase of \$20.1 million. The following non-cash items, which do not directly impact the cash flow, explain the non-cash elements of the increase in net income, a decrease of \$27.9 million related to reversal of prior impairment charges, a decrease of \$0.5 million related to fair value loss on derivative financial liabilities in 2023 and a decrease of \$0.3 million related to amortization of deferred debt issuance cost, partly offset by an increase of \$3.0 million related to depreciation and amortization, \$1.1 million related to compensation related to options and restricted stock, and \$0.7 million related to modification of debt. Further, changes in operating assets and liabilities were \$51.2 million and resulted from changes in accounts receivable and accrued revenues of \$38.5 million, prepaid expenses of \$9.4 million, accounts payable and accrued expenses of \$5.1 million and deferred shipping revenues of \$1.5 million, partly offset by \$3.1 million related to inventories.

under construction of \$90.2 million and \$6.7 million related to investment in vessels.

Net cash used in financing activities was \$197.9 million in 2024 compared to \$177.8 million in 2023. In 2024, financing activities related to cash dividends paid of \$161.4 million, \$106.9 million related to repayment of long-term debt, \$13.2 million related to purchase of treasury shares and \$1.4 million related to repayment of the principal element of lease liability, partly offset by \$85.0 million related to issuance of long-term debt.

## Arsregnskap regnskapsåret 2024 for 988774863

---

We had \$409.4 million of total debt outstanding at December 31, 2024, compared to \$428.7 million at December 31, 2023.

For a discussion of the year ended December 31, 2023 compared to the year ended December 31, 2022, refer to "Item 5. Operating and Financial Review and Prospects" in our Annual Report on Form 20-F for the year ended December 31, 2023.

During 2025, two of our vessels are scheduled to be drydocked and capital expenditures related to these drydockings are estimated to be \$4.0 million. We plan to finance the planned maintenance capital expenditures through our internal financial resources.

### Secured Credit Facilities

The following summary of the material terms of our secured credit facilities does not purport to be complete and is subject to, and qualified in its entirety by reference to, all the provisions of our secured credit facilities. Because the following is only a summary, it does not contain all information that you may find useful.

#### *Danish Ship Finance Credit Facility*

In November 2014, the Company entered into a credit facility in the amount of \$49.4 million to fund the acquisition of one of the VLCCs to be constructed at HHI through a secured term loan facility between and among Danish Ship Finance A/S, as lender, a special-purpose wholly owned vessel-owning subsidiary, as borrower, and DHT Holdings, Inc., as guarantor (the "Danish Ship Finance Credit Facility"). The full amount of the Danish Ship Finance Credit Facility was borrowed in November 2015. In April 2020, we agreed to a \$36.4 million refinancing with Danish Ship Finance A/S. The refinancing was in direct continuation to the original loan and is a five-year term loan with final maturity in November 2025. Borrowings bore interest at a rate equal to LIBOR + 2.00% and are repayable in 10 semiannual installments of \$1.2 million each and a final payment of \$24.3 million at final maturity. In October 2023, the Company entered into an amended and restated agreement in relation to the LIBOR cessation. The credit facility bears interest at a rate equal to SOFR plus a margin of 2.00%.

The Danish Ship Finance Credit Facility is secured by, among other things, a first-priority mortgage on the vessel financed by the credit facility, a first-priority assignment of earnings, insurances and intercompany claims, a first-priority pledge of the balances of the borrower's bank accounts and a first-priority pledge over the shares in the borrower. The Danish Ship Finance Credit Facility contains covenants that prohibit the borrower from, among other things, incurring additional indebtedness without the prior consent of the lender, permitting liens on assets, merging or consolidating with other entities or transferring all or any substantial part of its assets to another person. The Danish Ship Finance Credit Facility contains a covenant requiring that at all times the charter-free market value of the vessel that secures the Danish Ship Finance Credit Facility be no less than 135% of borrowings. Also, DHT covenants that, throughout the term of the credit facility, DHT, on a consolidated basis, shall maintain a value adjusted tangible net worth of \$300 million, the value adjusted tangible net worth shall be at least 25% of value adjusted total assets and unencumbered consolidated cash shall be at least the higher of (i) \$30 million and (ii) 6% of our gross interest-bearing debt. "Value adjusted" is defined as an adjustment to reflect the difference between the carrying amount and the market valuations of the Company's vessels (as determined quarterly by an approved broker).

In November 2022, the Company entered into an amended and restated agreement between and among Credit Agricole, as lender, DHT Tiger Limited as borrower, and DHT Holdings, Inc. as guarantor for a \$37.5 million credit facility to refinance the outstanding amount under a credit agreement with Credit Agricole that financed DHT Tiger. Borrowings bear interest at a rate equal to SOFR + 2.05% and are repayable in 24 quarterly installments of \$0.6 million from March 2023 to December 2028 and a final payment of \$22.5 million in December 2028.

## Arsregnskap regnskapsåret 2024 for 988774863

The Credit Agricole Credit Facility is secured by, among other things, a first-priority mortgage on DHT Tiger, a first-priority assignment of earnings, insurances and intercompany claims, a first-priority pledge of the balances of the borrower's bank accounts and a first-priority pledge over the shares in the borrower. The Credit Agricole Credit Facility contains a covenant requiring that at all times the charter-free market value of the vessel that secures the Credit Agricole Credit Facility be no less than 135% of borrowings. Also, DHT covenants that, throughout the term of the credit facility, DHT, on a consolidated basis, shall maintain a value adjusted tangible net worth of \$300 million, the value adjusted tangible net worth shall be at least 25% of the value adjusted total assets, unencumbered consolidated cash shall be at least the higher of (i) \$30 million and (ii) 6% of our gross interest-bearing debt and DHT, on a consolidated basis, shall have working capital greater than zero. "Value adjusted" is defined as an adjustment to reflect the difference between the carrying amount and the market valuations of the Company's vessel (as determined quarterly by an approved broker). The Credit Agricole Credit Facility contains covenants that prohibit the borrower from, among other things, incurring additional indebtedness without the prior consent of the lender, permitting liens on assets, merging or consolidating with other entities or transferring all or any substantial part of their assets to another person.

### Nordea Credit Facility

In May 2021, the Company entered into a new secured credit agreement with Nordea Bank Abp, filial I Norge ("Nordea"), ABN AMRO, Credit Agricole, DNB, Danish Ship Finance, ING and SEB, as lenders, several wholly owned special-purpose vessel-owning subsidiaries as borrowers, and DHT Holdings, Inc., as guarantor (the "Nordea Credit Facility") for a \$316.2 million credit facility with Nordea as agent. The Nordea Credit Facility consists of a \$119.8 million term loan and a \$196.4 million revolving credit facility, of which \$60 million is subject to quarterly reductions down to \$45 million.

In June 2021, the Company drew down \$233.8 million under the Nordea Credit Facility and repaid the total outstanding under the Old Nordea Credit Facility, amounting to \$175.9 million. Borrowings bore interest at a rate equal to LIBOR + 1.90%. In June 2023, the Company entered into an amended and restated agreement in relation to the LIBOR cessation. The credit facility bears interest at a rate equal to SOFR plus CAS plus a margin of 1.90%, and the facility has final maturity in January 2027.

In August 2022, the Company entered into an agreement to sell DHT Edelweiss, a 2008 built VLCC, for \$37.0 million. The vessel was delivered to its new owner during the third quarter of 2022 and the sale generated a gain of \$6.8 million. The Company repaid the outstanding debt of \$12.2 million in connection with the sale and cancelled the RCF tranche of \$2.4 million. In June 2022 and September 2022, the Company prepaid \$23.1 million and \$50 million, respectively, under the Nordea Credit Facility. The voluntary prepayments were made under the revolving credit facility tranches and may be re-borrowed. In December 2022, the Company prepaid \$23.7 million under the Nordea Credit Facility and the prepayment was made for all regular installments for 2023. In December 2023, the Company prepaid \$23.7 million under the Nordea Credit Facility and the prepayment was made for all regular installments for 2024. In December 2024, the Company entered into an agreement to sell DHT Scandinavia, a 2006 built VLCC, for \$43.4 million. The vessel was delivered to its new owner during the first quarter of 2025, and the sale generated a gain of \$19.8 million. The vessel had no outstanding debt; however, the Company cancelled an undrawn RCF tranche of \$15 million in connection with the sale. The outstanding amount is repayable in quarterly installments of \$5.9 million from March 2025, with the final payment of \$40.9 million in addition to the last installment of \$5.2 million due in the first quarter of 2027. Additionally, the facility includes an uncommitted incremental facility of \$250 million.

The Nordea Credit Facility is secured by, among other things, a first-priority mortgage on the vessels financed by the credit facility, a first-priority assignment of earnings, insurances and intercompany claims, a first-priority pledge of the balances of each of the borrowers' bank accounts and a first-priority pledge over the shares in each of the borrowers. The credit facility contains covenants that prohibit the borrowers from, among other things, incurring additional indebtedness without the prior consent of the lenders, permitting liens on assets, merging or consolidating with other entities or transferring all or any substantial part of their assets to another person. The credit facility also contains a covenant requiring that at all times the charter-free market value of the vessels that secure the credit facility be no less than 135% of borrowings. Also, DHT covenants that, throughout the term of the credit facility, DHT, on a consolidated basis, shall maintain a value adjusted tangible net worth of \$300 million, the value adjusted tangible net worth shall be at least 25% of the value adjusted total assets and unencumbered consolidated cash shall be at least the higher of (i) \$30 million and (ii) 6% of our gross interest-bearing debt. "Value adjusted" is defined as an adjustment to reflect the difference between the carrying amount and the market valuations of the Company's vessels (as determined quarterly by one approved broker).

In January 2023, the Company entered into a new \$405.0 million secured credit facility, including a \$100.0 million uncommitted incremental facility, with ING, Nordea, ABN AMRO, Credit Agricole, Danish Ship Finance and SEB, as lenders, 10 wholly owned special-purpose vessel-owning subsidiaries as borrowers, and DHT Holdings, Inc., as guarantor. The facility refinanced the outstanding amount under the \$484 million credit facility with ABN AMRO, Nordea, Credit Agricole, DNB, ING, Danish Ship Finance, SEB, DVB and Swedbank, as lenders, two wholly owned vessel-owning subsidiaries as borrowers, and DHT Holdings, Inc. as guarantor (the "ABN AMRO Credit Facility"). Borrowings bear interest at a rate equal to SOFR plus a margin of 1.80% and is repayable in quarterly installments of \$6.3 million with maturity in January 2029.

## Arsregnskap regnskapsåret 2024 for 988774863

In the third quarter of 2023, the Company drew down \$55 million under the revolving credit facility, which was applied towards the delivery of DHT Appaloosa and general corporate purposes. In the fourth quarter of 2023, the Company drew down \$24 million under the revolving credit facility, which was subsequently repaid in January 2024. In the second quarter of 2024 and the fourth quarter of 2024, the Company drew down \$25 million and \$10 million, respectively, under the revolving credit facility, which was used for installments under the newbuilding contracts.

In September 2023, the Company entered into a \$45 million senior secured credit facility under the incremental facility, with ING, Nordea, ABN AMRO, Danish Ship Finance and SEB, as lenders, a wholly owned special-purpose vessel-owning subsidiary of the Company as borrower, and DHT Holdings, Inc., as guarantor. Borrowings bear interest at a rate equal to SOFR plus a margin of 1.80% and is repayable in quarterly installments of \$0.75 million with maturity in January 2029. The draw down of the \$45 million senior secured credit facility was applied to repay the revolving credit facility.

The ING Credit Facility is secured by, among other things, a first-priority mortgage on the vessels financed by the credit facility, a first-priority assignment of earnings, insurances and intercompany claims, a first-priority pledge of the balances of each of the borrowers' bank accounts and a first-priority pledge over the shares in each of the borrowers. The credit facility contains a covenant requiring that at all times the charter-free market value of the vessels that secure the credit facility be no less than 135% of borrowings. Also, DHT covenants that, throughout the term of the credit facility, DHT, on a consolidated basis, shall maintain a value adjusted tangible net worth of \$300 million, value adjusted tangible net worth shall be at least 25% of value adjusted total assets and unencumbered consolidated cash of at least the higher of (i) \$30 million and (ii) 6% of our gross interest-bearing debt. "Value adjusted" is defined as an adjustment to reflect the difference between the carrying amount and the market valuations of the Company's vessels (as determined quarterly by an approved broker).

### AGGREGATE CONTRACTUAL OBLIGATIONS

As of December 31, 2024, our long-term contractual obligations were as follows:

| <i>(Dollars in thousands)</i>           | 2025       | 2026       | 2027      | 2028      | 2029       | Total      |
|---|------------|------------|-----------|-----------|------------|------------|
| Long-term debt <sup>1</sup>             | \$ 106,976 | \$ 75,210  | \$ 93,077 | \$ 63,003 | \$ 154,706 | \$ 492,972 |
| Vessels under construction <sup>2</sup> | \$ 128,393 | \$ 301,312 | \$ -      | \$ -      | \$ -       | \$ 429,705 |
| Total                                   | \$ 235,369 | \$ 376,522 | \$ 93,077 | \$ 63,003 | \$ 154,706 | \$ 922,677 |

<sup>1</sup> Amounts shown include contractual installment and interest obligations on \$221.2 million under the ING Credit Facility, \$93.5 million under the Nordea Credit Facility, \$41.3 million under the incremental ING Credit Facility, \$32.5 million under the Credit Agricole Credit Facility and \$26.7 million under the Danish Ship Finance Credit Facility. The interest obligations have been determined using a SOFR of 5.33% per annum plus margin plus CAS, if any. The interest on \$221.2 million is SOFR + 1.90%, the interest on \$93.5 million is SOFR + CAS + 1.90%, the interest on \$41.3 million is SOFR + 1.80%, the interest on \$32.5 million is SOFR + 2.05% and the interest on \$26.7 million is SOFR + 2.00%. The interest on the balance outstanding is payable quarterly, except for the Danish Ship Finance Credit Facility which is payable semiannually. We have also included commitment fees for the undrawn \$139.4 million Nordea Credit Facility and the undrawn \$40.1 million of the ING Credit Facility.

<sup>2</sup> These are estimates only and are subject to change as construction progresses.

expenses, vessel capital expenditures, interest payments and contractual installments under our secured credit facilities, insurance premiums, vessel taxes, general and administrative expenses and other costs, and any other working capital requirements for the short term. Our longer-term liquidity requirements include increased repayment of the principal balance of our secured credit facilities. We may require new borrowings or issuances of equity or other securities to meet this repayment obligation. Alternatively, we can sell assets and use the proceeds to pay down debt.

#### MARKET RISKS AND FINANCIAL RISK MANAGEMENT

## Årsregnskap regnskapsåret 2024 for 988774863

~~We are exposed to market risk from changes in interest rates, which could affect our results of operation and financial position. Borrowings under our secured credit facilities contain interest rates that fluctuate with the financial markets. Our interest expense is affected by changes in the general level of interest rates, particularly SOFR. As an indication of the extent of our sensitivity to interest rate changes, a one percentage point increase in SOFR would have increased our interest expense for the year ended December 31, 2024 by \$4.2 million based upon our debt level as of December 31, 2024. There were no material changes in market risk exposures from 2022 to 2024.~~

Like most of the shipping industry, our functional currency is the U.S. dollar. All of our revenues and most of our operating costs are in U.S. dollars. The limited number of transactions in currencies other than U.S. dollars are translated at the exchange rate in effect at the date of each transaction. Differences in exchange rates during the period between the date a transaction denominated in a foreign currency is consummated and the date on which it is either settled or translated, are recognized. Expenses incurred in foreign currencies against which the U.S. dollar falls in value can increase, thereby decreasing our income or vice versa if the U.S. dollar increases in value.

We hold cash and cash equivalents mainly in U.S. dollars.

#### C. Research and Development, Patents and Licenses

From time to time we incur expenditures relating to inspections for acquiring new vessels. Such expenditures are insignificant and are expensed as they are incurred. Time and resources spent to stay updated on technological developments, new regulations and market developments are expensed as general and administrative expenses.

#### D. Trend Information

See "Item 5. Operating and Financial Review and Prospects—Market Outlook for 2025."

#### E. Critical Accounting Estimates

Our financial statements for the fiscal years 2024, 2023 and 2022 have been prepared in accordance with IFRS Accounting Standards which require us to make estimates in the application of our accounting policies based on the best assumptions, judgments, and opinions of management. Following is a discussion of the accounting policies that involve a higher degree of judgment and the methods of their application. For a complete description of all our material accounting policy information, see Note 2 to our consolidated financial statements for December 31, 2024, included as Item 18 of this report.

The Company estimates the average useful life of a vessel to be 20 years. The actual life of a vessel may be different, and the useful lives of the vessels are reviewed at fiscal year-end. New regulations, market deterioration or other future events could reduce the economic lives assigned to our vessels and result in higher depreciation expense and impairment losses in future periods. The carrying value of each vessel represents its original cost at the time it was delivered from the shipyard less depreciation calculated using an estimated useful life of 20 years from the date such vessel was originally delivered from the shipyard plus the cost of drydocking and the cost of the exhaust gas cleaning system less depreciation calculated using an estimated useful life of 20 years. The depreciation per day is calculated based on a vessel's original cost less a residual value which is equal to the product of such vessel's lightweight tonnage and an estimated scrap rate per ton.

#### Value in use and Fair value less cost of disposal

A vessel's recoverable amount is the higher of the vessel's fair value less cost of disposal and its value in use. The carrying values of our vessels may not represent their fair market value at any point in time since the market prices of second-hand vessels tend to fluctuate with changes in charter rates and the cost of constructing new vessels. Historically, both charter rates and vessel values have been cyclical. The carrying amounts of vessels held and used by us are reviewed for potential impairment or reversal of prior impairment charges whenever events or changes in circumstances indicate that the carrying amount of a particular vessel may not accurately reflect the recoverable amount of a particular vessel. Each of the Company's vessels have been viewed as a separate CGU as the vessels have cash inflows that are largely independent of the cash inflows from other assets and therefore can be subject to a value in use analysis. In instances where a vessel is considered impaired, it is written down to its recoverable amount. Given the significance of these assets to our financial reporting, an impairment charge and/or reversal of previously recognized impairments could have a material impact on the Company's financial reporting. Management continuously monitors both external and internal factors to determine if there are indicators that the vessels may be impaired or, in case of previously recognized impairment, that there are indicators that this may be reversed. The factors evaluated in the assessment include the carrying amount of net assets compared to market capitalization, the changes in market rates affecting the Company's weighted average cost of capital, the effect of any changes in the technological, market, economic, or legal environment in which the Company operates, changes in forecasted charter rates, and movements in external broker valuations. The Company also assesses whether any evidence suggests the obsolescence or physical damage of an asset, whether the Company had any plans to dispose of an asset before the previously expected date of disposal, and whether any evidence suggests that the economic performance of an asset was, or would be, worse than expected. To the extent it is determined that indicators of impairment and/or reversal of previously recognized impairment exist, the value in use is estimated for the respective vessels. A reversal of a previously recognized impairment loss is recorded only to the extent there has been an increase in the estimated service potential of an asset, either from use or sale.

Although management believes that the assumptions used to evaluate potential indicators of impairment or reversal of prior impairment are reasonable and appropriate at the time they were made, such assumptions are highly subjective and could change, possibly materially, in the future.

This also applies to assumptions used to evaluate impairment charges or reversal of prior year impairment charges. Reasonable changes in the assumptions for the discount rate or future charter rates could lead to a value in use for some of our vessels that is higher than, equal to or less than the carrying amount for such vessels. There can be no assurance as to how long charter rates and vessel values will remain at their current levels or whether or when they will change by any significant degree. Charter rates may decline significantly from current levels, which could adversely affect our revenue and profitability and future assessments of vessel impairment.

For the year ended December 31, 2024, the Company performed an assessment using both internal and external sources of information and concluded there were no indicators of impairment. However, indicators of reversal of prior impairment were identified.

The Company identified indicators of reversal due to the continued strong market values and triggered by the agreement to sell DHT Scandinavia in the fourth quarter of 2024. According to IAS 36 *Impairment of Assets*, the increased carrying amount of an asset attributable to a reversal of impairment loss shall not exceed the carrying amount that would have been determined (net of amortization or depreciation) had no impairment loss been recognized for the asset in prior years. As a result, the Company reversed prior impairment charges totaling \$27.9 million in the fourth quarter of 2024, including \$1.2 million related to DHT Scandinavia.

For the year ended December 31, 2023, the Company performed an assessment using both internal and external sources of information and concluded there were no indicators of impairment or reversal of prior impairment.

## Årsregnskap regnskapsåret 2024 for 988774863

Fleet Information  
Charter-Free

| Vessel                        | Built | Vessel Type | Purchase Month and Year | Carrying Value 1 | Fair Market Value 2 |
|-------------------------------|-------|-------------|-------------------------|------------------|---------------------|
| <i>(Dollars in thousands)</i> |       |             |                         |                  |                     |
| DHT Appaloosa                 | 2018  | VLCC        | Jul. 2023               | 88,636           | 107,500             |
| DHT Mustang                   | 2018  | VLCC        | Oct. 2018               | 60,925           | 107,500             |
| DHT Bronco                    | 2018  | VLCC        | Jul. 2018               | 60,156           | 107,500             |
| DHT Colt                      | 2018  | VLCC        | May 2018                | 61,566           | 107,500             |
| DHT Stallion                  | 2018  | VLCC        | Apr. 2018               | 61,517           | 107,500             |
| DHT Tiger                     | 2017  | VLCC        | Jan. 2017               | 66,146           | 102,000             |
| DHT Harrier                   | 2016  | VLCC        | Jan. 2021               | 53,837           | 97,000              |
| DHT Puma                      | 2016  | VLCC        | Aug. 2016               | 61,418           | 97,000              |
| DHT Panther                   | 2016  | VLCC        | Aug. 2016               | 61,374           | 97,000              |
| DHT Osprey                    | 2016  | VLCC        | Jan. 2021               | 54,210           | 97,000              |
| DHT Lion                      | 2016  | VLCC        | Mar. 2016               | 59,930           | 97,000              |
| DHT Leopard                   | 2016  | VLCC        | Jan. 2016               | 61,497           | 97,000              |
| DHT Jaguar                    | 2015  | VLCC        | Nov. 2015               | 61,387           | 92,000              |
| DHT Taiga                     | 2012  | VLCC        | Sep. 2014               | 50,325           | 75,000              |
| DHT Opal                      | 2012  | VLCC        | Apr. 2017               | 40,183           | 75,000              |
| DHT Sundarbans                | 2012  | VLCC        | Sep. 2014               | 49,594           | 75,000              |
| DHT Redwood                   | 2011  | VLCC        | Sep. 2014               | 45,898           | 69,000              |
| DHT Amazon                    | 2011  | VLCC        | Sep. 2014               | 45,090           | 69,000              |
| DHT Peony                     | 2011  | VLCC        | Apr. 2017               | 35,513           | 64,000              |
| DHT Lotus                     | 2011  | VLCC        | Jun. 2017               | 34,558           | 64,000              |
| DHT China                     | 2007  | VLCC        | Sep. 2014               | 25,722           | 48,000              |
| DHT Europe                    | 2007  | VLCC        | Sep. 2014               | 24,831           | 48,000              |
| DHT Bauhinia                  | 2007  | VLCC        | Jun. 2017               | 21,263           | 48,000              |
| DHT Scandinavia               | 2006  | VLCC        | Sep. 2014               | 22,693           | 44,000              |

<sup>1</sup> Carrying value does not include value of time charter contracts. In December 2024, the Company agreed to the sale of DHT Scandinavia, and the vessel is presented as an asset held for sale as of December 31, 2024.

<sup>2</sup> Estimated charter-free fair market value is provided for informational purposes only. These estimates are based solely on third-party broker valuations as of the reporting date and may not represent the price we would receive upon sale of the vessel. They have been provided as a third party's indicative estimate of the sales price less cost to sell which we could expect, if we decide to sell one of our vessels, free of any charter arrangement. Management uses these broker valuations in calculating compliance with debt covenants. Management also uses them as one consideration point in determining if there are indicators of impairment; however, management does not believe that a broker value lower than book value in itself is an indicator of impairment. Management calculates recoverable amounts, using the value-in-use model, only when indicators of impairment exist. In connection with the vessels' increasing age and market development, a decline in market value of the vessels could take place in 2025.

respective carrying values was \$1,208.3 million, and the aggregate charter-free fair market value of such vessels was \$1,992.5 million. Please see our risk factor under the heading "Vessel values may be depressed at a time when we sell a vessel, when our subsidiaries are required to make a repayment under the secured credit facilities or when the secured credit facilities mature, which could adversely affect our liquidity and our ability to refinance the secured credit facilities" in Item 3.D of this report for a discussion of additional risks relating to fair market value in assessing the value of our vessels. For additional information, refer to Note 6 to our consolidated financial statements for December 31, 2024, included as Item 18 of this report.

## Arsregnskap regnskapsåret 2024 for 988774863

SAFE HARBOR

Applicable to the extent the disclosures required by this Item 5. of Form 20-F require the statutory safe harbor protections provided to forward-looking statements.

### ITEM 6. DIRECTORS, SENIOR MANAGEMENT AND EMPLOYEES

#### A. DIRECTORS AND SENIOR MANAGEMENT

The following table sets forth information regarding our executive officers and directors:

| Name                    | Age | Position                            |
|-------------------------|-----|-------------------------------------|
| Erik A. Lind            | 69  | Class III Director and Chairman     |
| Einar Michael Steimler  | 76  | Class II Director                   |
| Joseph H. Pyne          | 77  | Class II Director                   |
| Jeremy Kramer           | 63  | Class I Director                    |
| Sophie Rossini          | 43  | Class III Director                  |
| Ana Zambelli            | 52  | Class I Director                    |
| Svein Moxnes Harfeld    | 60  | President & Chief Executive Officer |
| Laila Cecilie Halvorsen | 50  | Chief Financial Officer             |

Set forth below is a brief description of the business experience of our current directors and executive officers.

*Erik A. Lind - Chairman of the Board of Directors.* Mr. Erik A. Lind's professional experience dates back to 1980 and encompasses corporate banking, structured finance, investment & asset management focusing primarily on the maritime shipping sector. Mr. Lind was, until April 2022, the Chief Executive Officer of Oceanic Finance Group Limited (formerly known as Tufton Oceanic Finance Group Limited), a position he held since 2004. Prior to this, he served two years as Managing Director of GATX Capital and six years as Executive Vice President at IM Skaugen ASA. Mr. Lind has also held senior and executive positions with Manufacturers Hanover Trust Company and Oslobanken. Mr. Lind currently serves on the board of Oceanic Finance Group Limited, Stratus Investments Limited and on the advisory board of A.M. Nomikos. Mr. Lind holds a Master of Business Administration degree from the University of Denver. Mr. Lind is a resident and citizen of Norway.

*Einar Michael Steimler - Director.* Mr. Einar Michael Steimler has over 45 years of experience in the shipping industry. From 2000 to 2015, he was the Chief Executive Officer of Tankers International and he was instrumental in the formation of Tanker (UK) Agencies, the commercial agent to Tankers International. He served as chairman of Tanker (UK) Agencies from 2013 to 2015. From 2013 to 2023, Mr. Steimler served as a non-executive director on the board of Eneti Inc., previously named Scorpio Bulkers Inc. From 1998 to 2010, Mr. Steimler served as a Director of Euronav and he was also Managing Director of Euronav from 1998 to 2000. He has been involved in both sale and purchase and chartering brokerage in the tanker, gas and chemical sectors and was a founder of Stemoco, a Norwegian ship brokerage firm. He graduated from the Norwegian School of Business Management in 1973 with a degree in Economics and a degree in Marketing. Mr. Steimler is a resident and citizen of Norway.

*Joseph H. Pyne - Director.* Mr. Joseph H. Pyne was the Non-Executive Chairman of Kirby Corporation until April 2024. Mr. Pyne was the Executive Chairman from April 2014 to April 2018 and a director since 1988. He served as the Chief Executive Officer of the company from 1995 to April 29, 2014, and served as Executive Vice President from 1992 to 1995. Mr. Pyne also served as President of Kirby Inland Marine, L.P, Kirby Corp.'s principal transportation subsidiary, from 1984 to November 1999. Mr. Pyne joined Kirby in 1978. He served at Northrop Services, Inc. and served as an Officer in the Navy. He serves as a Member of the Board of Trustee of the Webb Institute. Mr. Pyne holds a degree in Liberal Arts from the University of North Carolina. Mr. Pyne is a resident and citizen of the U.S.

Directors of 2020 Bulk Ltd. Mr. Kramer was a Senior Portfolio Manager in the Straus Group at Neuberger Berman from 1998 to 2016, managing equity portfolios primarily for high-net-worth clients. Prior to that, he worked at Alliance Capital from 1994 to 1998, first as a Securities Analyst and then as a Portfolio Manager focused on small and mid-cap equity securities. Mr. Kramer also managed a closed-end fund, the Alliance Global Environment Fund. He worked at Neuberger Berman from 1988 to 1994 as a Securities Analyst. Mr. Kramer earned an M.B.A. from Harvard University Graduate School of Business. He graduated with a B.A. from Connecticut College. Mr. Kramer is a resident and citizen of the U.S.

## Arsregnskap regnskapsåret 2024 for 988774863

*Sophie Rossini - Director.* Mrs. Sophie Rossini is Deputy Head of Public Markets within the Discretionary team at Man Group. She is responsible for overseeing Discretionary's investment management teams and is a member of the Discretionary management team. Previously, she was Head of Business Management at Man AHL, working closely with the senior management team to set and deliver MAN AHL's strategic goals, and ensuring smooth operational management of the engine. Prior to this, she was the Head of Relative Value within Man's external multi-manager business. Prior to joining Man Group in 2008, she was at Atlas Capital. Mrs. Rossini holds an M.A. in Banking and Financial Techniques from Paris-Panthéon-Assas University. Mrs. Rossini is a resident of the United Kingdom and a citizen of France.

*Ana Zambelli - Director.* Ms. Ana Zambelli brings significant experience with more than 20 years in the energy sector in operational, commercial and finance roles. Ms. Zambelli served as a Managing Director in Brookfield's Private Equity Group, responsible for business operations in Brazil, as Chief Commercial Officer at Maersk Drilling, Managing Director at Transocean, and President of the Brazilian division of Schlumberger. Ms. Zambelli is an experienced board member and previously served on the respective Board of Directors of BRK Ambiental, Unidas, Aldo Solar, Petrobras, Braskem, and was the founder and leader of the Diversity Committee at the Brazilian Petroleum Institute (IBP) from 2018 to present. Currently, Ms. Zambelli serves as an independent board member for Seadrill, Galp and BW Energy. Ms. Zambelli graduated in mechanical engineering from the Federal University of Rio de Janeiro, and she holds a master's degree in petroleum engineering from Heriot Watt University in the UK. She also has a postgraduate degree in Digital Business from Columbia University and a postgraduate degree in Management, Innovation and Technology from MIT. Ms. Zambelli is a citizen and resident of Brazil.

*Svein Moxnes Harfjeld - President & Chief Executive Officer.* Mr. Svein Moxnes Harfjeld joined DHT on September 1, 2010. Mr. Harfjeld has over 30 years of experience in the shipping industry. Prior to joining DHT, he was with the BW Group, where he held senior management positions including Group Executive Director, CEO of BW Offshore, Director of Bergesen dy and Director of World-Wide Shipping. Previously, he held senior management positions at Andhika Maritime, Coeclerici and Mitsui O.S.K. He started his shipping career with The Torvald Klaveness Group. Mr. Harfjeld is a citizen of Norway and a resident of the Principality of Monaco.

*Laila Cecilie Halvorsen - Chief Financial Officer.* Ms. Laila Cecilie Halvorsen joined DHT in 2014 after 17 years at Western Bulk AS, where she served first as Accountant for four years, then as Finance Manager for four years and later as Group Accounting Manager for nine years. Ms. Halvorsen served as Chief Accountant & Controller of DHT from September 2014 until she was appointed CFO in June 2018. Ms. Halvorsen has more than 25 years of experience in international accounting and shipping. Ms. Halvorsen is a resident and citizen of Norway.

### B COMPENSATION

#### DIRECTORS' COMPENSATION

During the year ending December 31, 2024, we paid the members of our board of directors aggregate cash compensation of \$706,500. In addition, in January 2025, our directors were awarded an aggregate of 150,000 shares of restricted stock pursuant to the 2022 Plan. We have no service contracts between us and any of our directors providing for benefits upon termination of their employment or service.

During the year ending December 31, 2024, we paid our executive officers aggregate cash compensation of \$2,308,310 and accrued an aggregate amount of \$130,191 for pension and retirement benefits. In addition, in January 2025, our executive officers were awarded an aggregate of 200,000 shares of restricted stock for the year 2024 pursuant to the 2022 Plan with certain vesting conditions.

#### Executive Officer Employment Agreements

## Årsregnskap regnskapsåret 2024 for 988774863

---

We have entered into employment agreements with Mr. Harfjeld, dated as of October 30, 2019, as amended on December 10, 2024, and Ms. Halvorsen, dated as of January 30, 2019, as amended on December 10, 2024, (each, an "Executive Officer Employment Agreement" and collectively, the "Executive Officer Employment Agreements") that set forth their rights and obligations as our president & chief executive officer, in the case of Mr. Harfjeld, and chief financial officer, in the case of Ms. Halvorsen.

Either the executive or the Company may terminate the employment agreements for any reason and at any time, subject to certain provisions of the employment agreements described below.

In the event that we terminate Mr. Harfjeld's employment other than for "cause" (as defined in his employment agreement), subject to the execution of certain employment termination agreements and his compliance with certain requests from us related to termination as well as with certain restrictive covenants, we will continue to pay Mr. Harfjeld's base monthly salary and his monthly director fee for service as a director of DHT Management S.A.M., in arrears on a monthly basis for 18 months from the month immediately following the expiration of the notice period (as provided for in his employment agreement).

In the event that we terminate Ms. Halvorsen's employment other than due to summary dismissal or her reaching the Company's age limit, we will continue to pay her base salary through the first anniversary of such date of termination.

The Executive Officer Employment Agreements also provide that, in the event that Mr. Harfjeld's or Ms. Halvorsen's employment is terminated on or within two years following a "change of control" without "cause" or for "good reason" (but not due to death, disability or retirement) (as such terms are defined in the Executive Officer Employment Agreements), then, subject to the executive's execution of an employment termination and release agreement and compliance with the restrictive covenants described below, we will pay and provide the following: (i) two *times* (for Mr. Harfjeld) and one and a half *times* (for Ms. Halvorsen) the sum of his or her annual base salary and target bonus, on the sixtieth day following the expiration of any applicable notice or garden leave period, (ii) vesting of all outstanding and unvested equity awards and (iii) reimbursement of certain residential lease payments (if any). Additionally, we may, at our discretion, pay the executive's then-current cash bonus award at the same time cash bonuses are paid to other executives.

Despite Mr. Harfjeld's employment agreement providing that he will be compensated in both salary and director fees, in respect of 2023 and 2024, Mr. Harfjeld was compensated entirely in salary.

Pursuant to each Executive Officer Employment Agreement, each of Mr. Harfjeld and Ms. Halvorsen has agreed (i) to protect our confidential information and (ii) during the term of the agreements, and for a period of one year following his or her termination, to abide by certain non-competition and non-solicitation restrictions. Mr. Harfjeld has also agreed, pursuant to his employment agreement, that all intellectual property that he respectively creates or develops during the course of his employment will fully and wholly be given to us.

We have also entered into an indemnification agreement with each of Mr. Harfjeld and Ms. Halvorsen pursuant to which we have agreed to indemnify each executive substantially in accordance with the indemnification provisions related to our officers and directors in our bylaws.

We currently maintain one equity compensation plan, the 2022 Incentive Compensation Plan (the "2022 Plan"). The 2022 Plan was approved by our stockholders at our annual meeting on June 16, 2022.

The 2022 Plan was established to promote the interests of the Company and our stockholders by (i) attracting and retaining exceptional directors, officers, employees, consultants and independent contractors (including prospective directors, officers, employees, consultants and independent contractors) and (ii) providing a means by which to make awards of our Company. The aggregate number of shares of our common stock that may be delivered pursuant to awards granted under the 2022 Plan is 3,000,000. The aggregate number of shares of our common stock that have been granted under the 2022 Plan is 1,394,191, which does not include shares with respect to non-vested awards.

Arsregnskap regnskapsåret 2024 for 988774863

The following description of the 2022 Plan is qualified by reference to the full text thereof, a copy of which is filed as an exhibit to this report.

#### *Awards*

The 2022 Plan provides for the grant of options intended to qualify as incentive stock options, or "ISOs," under Section 422 of the Internal Revenue Code of 1986, as amended, non-statutory stock options, or "NSOs," restricted share awards, restricted stock units, or "RSUs," cash incentive awards, dividend equivalents and other equity-based or equity-related awards.

#### *Plan administration*

The 2022 Plan is administered by the compensation committee of our board of directors or such other committee as our board of directors may designate to administer the 2022 Plan. Subject to the terms of the 2022 Plan and applicable law, the compensation committee has sole and plenary authority to administer the 2022 Plan, including, but not limited to, the authority to (i) designate participants, (ii) determine the type or types of awards to be granted to a participant, (iii) determine the number of shares of our common stock to be covered by awards, (iv) determine the terms and conditions of any awards, including vesting schedules and performance criteria, (v) amend or replace an outstanding award in response to changes in tax law or unforeseen tax consequences of such awards and (vi) make any other determination and take any other action that the compensation committee deems necessary or desirable for the administration of the 2022 Plan.

#### *Shares available for awards*

Subject to adjustment as provided below, the aggregate number of shares of our common stock that may be delivered pursuant to awards granted under the 2022 Plan is 3,000,000. If an award granted under the 2022 Plan is forfeited, or otherwise expires, terminates or is canceled without the delivery of shares, then the shares covered by such award will again be available to be delivered pursuant to awards under the 2022 Plan.

In the event of any corporate event affecting the shares of our common stock, the compensation committee in its discretion may make such adjustments and other substitutions to the 2022 Plan and awards under the 2022 Plan as it deems equitable or desirable in its sole discretion.

#### *Amendment and termination of the 2022 Plan*

Subject to any government regulation and to the rules of the NYSE or any successor exchange or quotation system on which shares of our common stock may be listed or quoted, the 2022 Plan may be amended, modified or terminated by our board of directors without the approval of our stockholders, except that stockholder approval will be required for any amendment that would (i) increase the maximum number of shares of our common stock available for awards under the 2022 Plan or increase the maximum number of shares of our common stock that may be delivered pursuant to ISOs granted under the 2022 Plan or (ii) modify the requirements for participation under the 2022 Plan. No modification, amendment or termination of the 2022 Plan that is adverse to a participant will be effective without the consent of the affected participant, unless otherwise provided by the compensation committee in the applicable award agreement.

The compensation committee may waive any conditions or rights under, amend any terms of, or alter, suspend, discontinue, cancel or terminate any award previously granted, prospectively or retroactively; provided, however, that, unless otherwise provided in the 2022 Plan or by the compensation committee in the applicable award agreement, any such waiver, amendment, alteration, suspension, discontinuance, cancellation or termination that would materially and adversely impair the rights of any participant to any award previously granted will not to that extent be effective without the consent of the affected participant, holder or beneficiary.

The 2022 Plan provides that, unless otherwise provided in an award agreement, in the event we experience a change of control (as defined in the 2022 Plan), unless provision is made in connection with the change of control for assumption for, or substitution of, awards previously granted:

- all options outstanding as of the date the change of control is determined to have occurred will become fully exercisable and all restrictions and forfeiture provisions related thereto will lapse as of immediately prior to the change in control;
- all outstanding restricted shares that are still subject to restrictions on forfeiture will become fully vested and all restrictions and forfeiture provisions related thereto will lapse as of immediately prior to the change in control;
- all cash incentive awards will be paid out as if the date of the change of control were the last day of the applicable performance period and "target" performance levels had been attained; and
- all other outstanding awards will automatically be deemed exercisable or vested and all restrictions and forfeiture provisions related thereto will lapse as of immediately prior to such change of control.

Unless otherwise provided pursuant to an award agreement, a "change of control" is defined to mean any of the following events, generally:

- the consummation of a merger, reorganization or consolidation or sale or other disposition of all or substantially all of our assets;
- the approval by our stockholders of a plan of our complete liquidation or dissolution; or
- an acquisition by any individual, entity or group of beneficial ownership of 50% or more of either the then outstanding shares of our common stock or the combined voting power of our then outstanding voting securities entitled to vote generally in the election of directors.

*Term of the 2022 Plan*

No award may be granted under the 2022 Plan after June 16, 2025, the third anniversary of the date the 2022 Plan was approved by our stockholders.

**C. BOARD PRACTICES**

**BOARD OF DIRECTORS**

Our business and affairs are managed under the direction of our board of directors. Our board is currently composed of six directors, all of whom are independent under the rules of the NYSE applicable to U.S. companies.

To promote open discussion among the directors, our directors meet in regularly scheduled and ad hoc executive session without participation of management and will continue to do so in 2025.

We have no service contracts between us and any of our directors providing for benefits upon termination of their employment or service.

initially appointed in March 2010. Mr. Joseph H. Pyne was initially appointed in September 2015. Mr. Jeremy Kramer was initially elected in June 2017. Mrs. Sophie Rossini was initially appointed in November 2020. Ms. Ana Zambelli was initially appointed in February 2024. The term of our Class II directors, Mr. Steimler and Mr. Pyne, expires in 2025, the term of our Class I directors, Mr. Kramer and Ms. Zambelli, expires in 2026 and the term of our Class III directors, Mr. Lind and Mrs. Rossini, expires in 2027. Mr. Steimler and Mr. Pyne were re-elected as our Class II directors at our annual stockholders meeting on June 16, 2022. Mr. Kramer was re-elected as our Class I director at our annual stockholders meeting on June 15, 2023. Mr. Lind and Mrs. Rossini were re-elected as our Class III directors at our annual stockholders meeting on June 12, 2024.

## Arsregnskap regnskapsåret 2024 for 988774863

---

### BOARD COMMITTEES

The purpose of our audit committee is to oversee (i) management's conduct of our financial reporting process (including the development and maintenance of systems of internal accounting and financial controls); (ii) the integrity of our financial statements; (iii) our risk management systems and compliance with legal and regulatory requirements and ethical standards; (iv) significant financial transactions and financial policy and strategy; (v) the qualifications and independence of our outside auditors; (vi) the performance of our internal audit function; and (vii) the outside auditors' annual audit of our financial statements. Mr. Erik Lind is our "audit committee financial expert" as that term is defined in Item 401(h) of Regulation S-K. The members of the audit committee are Mr. Kramer (chairperson), Mr. Lind and Mrs. Rossini.

The purpose of our compensation committee is to (i) discharge the board of directors' responsibilities relating to the evaluation and compensation of our executives, (ii) oversee the administration of our compensation plans, (iii) review and determine director compensation and (iv) prepare any report on executive compensation required by the rules and regulations of the SEC. The members of the compensation committee are Mr. Pyne (chairperson), Mr. Steimler and Mr. Kramer.

The purpose of our nominating and corporate governance committee is to (i) identify individuals qualified to become members of our board of directors in accordance with criteria approved by the board of directors and recommend such individuals to the board of directors for nomination for election to the board of directors, (ii) make recommendations to the board of directors concerning committee appointments, (iii) review and make recommendations for executive management appointments, (iv) develop, recommend and annually review our corporate governance guidelines and oversee corporate governance matters and (v) coordinate an annual evaluation of the board of directors and its chairman. The members of the nominating and corporate governance committee are Mr. Steimler (chairperson), Mr. Lind, Mr. Pyne and Ms. Zambelli.

The purpose of our sustainability oversight committee is to assist, advise and act on behalf of the board of directors in providing oversight and guidance with respect to the Company's environmental, social and corporate responsibility matters. The members of the sustainability oversight committee are Mrs. Rossini (chairperson), Mr. Kramer and Ms. Zambelli.

### DIRECTORS

Our directors are elected by a plurality of the votes cast by stockholders entitled to vote. There is no provision for cumulative voting.

Section 5.01 of our amended and restated articles of incorporation provides that our board of directors must consist of not less than three nor more than twelve members, the exact number of directors comprising the entire board of directors as determined from time to time by resolution adopted by the affirmative vote of a majority of the board of directors. Stockholders may change the number of directors only by the affirmative vote of holders of a majority of the outstanding common stock.

### D. EMPLOYEES

As of December 31, 2024, we had 924 employees, comprised of 816 seafarers and 108 shore-side staff employed through the subsidiaries in Monaco, Norway, Singapore and India, compared to 1,212 employees as of December 31, 2023, and 1,252 employees as of December 31, 2022. Our shore-side employees are not represented by any collective bargaining agreements, while all onboard seafarers are represented by the vessel's collective bargaining agreements. We have never experienced a work stoppage.

### E. SHARE OWNERSHIP

See "Item 7.A. Major Stockholders." See "Item 6.B. Compensation" for a description of the Company's Incentive Compensation Plan under which employees of the Company can be awarded restricted shares of the Company.

A. MAJOR STOCKHOLDERS

The following table sets forth certain information regarding (i) the owners of more than 5% of our common stock that we are aware of based on Schedule 13G and/or Schedule 13D filings with the SEC and (ii) the total amount of common stock owned by all of our officers and directors, individually and as a group. The table does not include common stock owned by the company or by any of its subsidiaries. Each share entitled to one vote. Our major stockholders do not have different voting rights.

Arsregnskap regnskapsåret 2024 for 98674863

Beneficial ownership is determined in accordance with the rules of the SEC based on voting and investment power with respect to such shares of common stock. Shares of common stock issuable pursuant to options, warrants, convertible notes or other similar convertible or derivative securities that are currently exercisable or exercisable or convertible within 60 days are deemed to be outstanding and to be beneficially owned by the person holding such options, warrants or notes for the purpose of computing the percentage ownership of such person, but are not deemed to be outstanding for the purpose of computing the percentage ownership of any other person.

|   | Number of<br>Shares of<br>Common<br>Stock | Percentage<br>of<br>Shares of<br>Common<br>Stock <sup>1</sup> |
|---|---|---|
| <b>Owners of more than 5% of a class of our equity securities</b> |   |   |
| FMR LLC <sup>2</sup>  | 24,193,013                                | 15.1%   |
| BW Group <sup>3</sup>   | 20,457,995                                | 12.7%   |
| Scorpio Tankers <sup>4</sup>                                      | 11,910,730                                | 7.4%  |
| Dimensional Fund Advisors LP <sup>5</sup>                         | 11,513,966                                | 7.2%  |
| <b>Directors</b>  |   |   |
| Erik A. Lind  | 181,482                                   | *   |
| Einar Michael Steimler  | 146,994                                   | *   |
| Joseph H. Pyne  | 205,839                                   | *   |
| Jeremy Kramer   | 71,332                                    | *   |
| Sophie Rossini  | 53,731                                    | *   |
| Ana Zambelli  | -   | *   |
| <b>Executive Officers</b>   |   |   |
| Svein Moxnes Harfeldt   | 1,359,473                                 | *   |
| Laila Cecilie Halvorsen   | 182,996                                   | *   |
| Directors and executive officers as a group (8 persons)           | 2,201,847                                 | 1.4%  |

\*Less than 1%

1 Calculated based on Rule 13d-3(d)(1) under the Exchange Act, using 160,557,978 shares of common stock issued and outstanding as of March 15, 2025.

2 Based on a Schedule 13G/A filed with the SEC on November 12, 2024, by FMR LLC, which, as investment manager, possesses the power to direct investments or power to vote shares owned by various investment companies, commingled group trusts and separate accounts. For purposes of the reporting requirements of the Exchange Act, FMR LLC was deemed to be a beneficial owner of such shares as of September 30, 2024. As of September 30, 2024, FMR LLC possessed the sole power to vote or direct the vote of 24,188,658 shares and the sole power to dispose or to direct the disposition of 24,193,013 shares. As of March 16, 2023, FMR LLC held 15.0% of shares of common stock. The percentage of shares of common stock held by FMR LLC decreased to 11.3% as of March 15, 2024, and then increased to 15.1% as of March 15, 2025. All shares beneficially owned are shares of common stock.



On October 20, 2018 (the "Fall Away Date"), BW Group held less than 35% of DHT's issued and outstanding common stock. As a result, as of such date, BW Group and its controlled affiliates are permitted, after a minimum of 45 days of review, consultation and good faith negotiation with our board of directors, to make a "Non-Coercive Offer" to our shareholders. As defined in the IRA, a Non-Coercive Offer is an offer to acquire all of our outstanding common stock subject to certain parameters, including that such offer must (i) not be subject to any financing condition, (ii) comply with applicable securities laws, (iii) be for consideration that is in the form of cash or of shares of capital stock of our company, (iv) be for a premium of at least 15% to the per share volume-weighted average price of shares of our common stock as displayed under the heading VWAP Bloomberg on Bloomberg (or, if Bloomberg float equal to or greater than that of our outstanding common stock (excluding shares held by BW Group, its controlled affiliates or any 13D group to which any of them belongs), or a combination thereof, (v) be held open for a minimum of 45 days and (vi) include a minimum tender condition of at least 50% of our outstanding common stock not owned by BW Group, its controlled affiliates or any 13D group to which any of them belongs.

#### *Shareholder Rights Plans*

Prior to the Standstill Expiration, we were not permitted to enter into any shareholder rights plan, rights agreement or any other "poison pill," "proxy put" or other antitakeover arrangement (collectively, an "Arrangement"), if such Arrangement would restrict BW Group from engaging in any transaction, or taking any action, otherwise permitted by the Standstill exceptions as outlined in the IRA. The restrictions on such Arrangements under the IRA were terminated in connection with the BW Group Offering. Notwithstanding the Standstill Expiration, however, until BW Group ceases to hold at least 10% of DHT common stock, we are not permitted to extend, declare or enter into any Arrangement that would restrict BW Group from consummating, or that would otherwise be triggered by, a Non-Coercive Offer by BW Group.

#### *Minority Representation on Board of Directors and Committees*

The IRA provides that nominees to the DHT board of directors will be composed of four individuals selected by DHT's nominating and corporate governance committee plus up to two individuals that BW Group has the right to nominate as a minority shareholder. As a result of the Standstill Expiration, BW Group lost its right to designate one of its two director nominees. However, BW Group is still entitled one director nominee while it continues to hold at least 40%, but less than 75%, of the aggregate number of shares it received as consideration under VAA. If at any time BW Group does not hold at least 10% of voting power of DHT capital stock, it will lose all director nominee designation rights.

In addition, the IRA provides BW Group's designees with representation on each committee of our board of directors, so long as these designees comprise less than half of the total number of members on each committee.

#### *Interested Transactions Between DHT and BW Group*

BW Group is prohibited from entering into any material transaction with DHT unless the transaction is approved by the DHT board of directors, with each director that was nominated by BW Group being required to recuse himself or herself from the deliberations. This prohibition on interested transactions remains in effect under the IRA following the BW Group Offering.

#### *Transfer Limitations*

The IRA prohibits BW Group from transferring shares of voting DHT capital stock outside of BW Group and its controlled affiliates without the prior written consent of DHT if, to BW Group's knowledge, the acquiring party would beneficially own 15% or more of the voting power of all DHT capital stock as a result of the transfer, except in the case of a tender or exchange offer for shares of DHT capital stock that our board of directors has not recommended that shareholders reject. The transfer limitations remain in effect under the IRA following the BW Group Offering.

#### *Minority Investor Protections*

Effective as of the Fall Away Date in accordance with the IRA, BW Group no longer has the approval rights previously provided for in the IRA with regard to any merger or other transaction resulting in a change of control of DHT, or a sale of all or substantially all of DHT's assets or stock, if the per-share value of the consideration in such transaction received by the holders of common stock is less than the per-share value implied by the sale and purchase of the vessels under the VAA (i.e., \$5.37 per share, subject to an annual uptick of 10%).

**B. RELATED PARTY TRANSACTIONS**

We have issued certain guarantees for certain of our subsidiaries. This mainly relates to our secured credit facilities, all of which are entered into by special-purpose wholly owned vessel-owning subsidiaries as borrowers and guaranteed by DHT Holdings, Inc. A summary of these secured credit facilities is included in "Part II, Item 7, "Description of Securities" of our 2024 Annual Report on Form 20-F, filed with the SEC on August 13, 2025, under the heading "Description of Securities." "Part II, Item 7, "Description of Securities" of our 2024 Annual Report on Form 20-F, filed with the SEC on August 13, 2025, under the heading "Description of Securities." "Part II, Item 7, "Description of Securities" of our 2024 Annual Report on Form 20-F, filed with the SEC on August 13, 2025, under the heading "Description of Securities."

**C. INTEREST OF EXPERTS AND COUNSEL**

Not applicable.

**ITEM 8. FINANCIAL INFORMATION**

**A. CONSOLIDATED STATEMENTS AND OTHER FINANCIAL INFORMATION**

**1. AUDITED CONSOLIDATED FINANCIAL STATEMENTS**

See Item 18.

**2. THREE YEARS COMPARATIVE FINANCIAL STATEMENTS**

See Item 18.

**3. AUDIT REPORTS**

See Reports of Independent Registered Public Accounting Firm beginning on page F-2.

**4. LATEST AUDITED FINANCIAL STATEMENTS MAY BE NO OLDER THAN 15 MONTHS**

We have complied with this requirement.

**5. INTERIM FINANCIAL STATEMENTS IF DOCUMENT IS MORE THAN NINE MONTHS SINCE LAST AUDITED FINANCIAL YEAR**

Not applicable.

**6. EXPORT SALES IF SIGNIFICANT**

Not applicable.

**7. LEGAL PROCEEDINGS**

The nature of our business, i.e., the acquisition, chartering and ownership of our vessels, exposes us to risk of lawsuits for damages or penalties relating to, among other things, personal injury, property casualty and environmental contamination. Under rules related to maritime proceedings, certain claimants may be entitled to attach charter hire payable to us in certain circumstances. There are no actions or claims pending against us as of the date of this report.

DHT intends to return 100% of its ordinary net income to shareholders in the form of quarterly cash dividends (refer to “Item 3.D. Risk Factors—Risks Relating to Our Capital Stock—We may not pay dividends in the future, and our dividend policy is subject to change at any time”).

The timing and amount of dividend payments will be determined by our board of directors and could be affected by a variety of factors, including the loss of a vessel, the acquisition of one or more vessels, required capital expenditures, reserves established by our board of directors, increased or unanticipated expenses, a change in our dividend policy, additional borrowings or future issuances of securities, many of which will be beyond our control.

The dividends paid related to the four quarters of 2022 amounted to \$0.02, \$0.04, \$0.04 and \$0.38 per share of common stock, respectively. The dividends paid related to the four quarters of 2023 amounted to \$0.23, \$0.35, \$0.19 and \$0.22 per share of common stock, respectively. The dividends paid related to the four quarters of 2024 amounted to \$0.29, \$0.27, \$0.22 and \$0.17 per share of common stock, respectively.

Marshall Islands law generally prohibits the payment of dividends other than from surplus or while a company is insolvent or would be rendered insolvent by the payment of such a dividend. We do not expect to pay any income taxes in the Marshall Islands. We also do not expect to pay any income taxes in the U.S. Please see the sections of this report entitled “Item 10.E. Additional Information—Taxation.”

**B. SIGNIFICANT CHANGES**

None.

**ITEM 9. THE OFFER AND LISTING**

**A. OFFER AND LISTING DETAILS**

Our common stock is listed for trading on the NYSE and is traded under the symbol “DHT.”

**B. PLAN OF DISTRIBUTION**

Not applicable.

**C. MARKETS FOR STOCK**

Our common stock is listed for trading on the NYSE and is traded under the symbol “DHT.”

**D. SELLING SHAREHOLDERS**

Not applicable.

**E. DILUTION FROM OFFERING**

Not applicable.

**F. EXPENSES OF OFFERING**

Not applicable.

**ITEM 10. ADDITIONAL INFORMATION**

**A. SHARE CAPITAL**

Not applicable.

The following is a description of the material terms of our amended and restated articles of incorporation and amended and restated bylaws that are currently in effect. Because the following is only a summary, it does not contain all information that you may find useful. For more complete information you should read our amended and restated articles of incorporation and amended and restated bylaws, each listed as an exhibit to this report.

## Årsregnskap regnskapsåret 2024 for 988774863

### PURPOSE

Our purpose, as stated in Article II of our amended and restated articles of incorporation, is to engage in any lawful act or activity for which corporations may now or hereafter be organized under the BCA. Our amended and restated articles of incorporation and amended and restated bylaws do not impose any limitations on the ownership rights of our stockholders.

We are registered in the Marshall Islands at the Registrar of Corporations for non-resident corporations, under registration number 39572.

### AUTHORIZED CAPITALIZATION

Under our amended and restated articles of incorporation, our authorized capital stock consists of 250,000,000 shares of common stock, par value \$0.01 per share, and 1,000,000 shares of preferred stock, par value \$0.01 per share. As of December 31, 2024, we had 159,983,104 shares of common stock outstanding. As of March 15, 2025, we had 160,557,978 shares of common stock outstanding and no shares of any class of preferred stock. As of December 31, 2024, neither we nor our subsidiaries held any shares of common stock or any shares of any series of preferred stock.

In March 2022, our board of directors approved a repurchase through March 2023 of up to \$50 million of DHT securities through open market purchases, negotiated transactions or other means in accordance with applicable securities laws. In 2022, we repurchased and retired 4,326,379 shares of common stock in the open market at an average price of \$5.71 per share. In March 2023, our board of directors approved a repurchase through March 2024 of up to \$100 million of DHT securities through open market purchases, negotiated transactions or other means in accordance with applicable securities laws. In 2023, the Company repurchased and retired 2,209,927 shares of common stock in the open market at an average price of \$8.49 per share. In March 2024, our board of directors approved a repurchase through March 2025 of up to \$100 million of DHT securities through open market purchases, negotiated transactions or other means in accordance with applicable securities laws. In 2024, the Company repurchased and retired 1,481,383 shares of common stock in the open market at an average price of \$8.89 per share. In March 2025, our board of directors approved a repurchase through March 2026 of up to \$100 million of DHT securities through open market purchases, negotiated transactions or other means in accordance with applicable securities laws. The repurchase program may be suspended or discontinued at any time. Any shares of DHT common stock acquired by DHT will be available for reissuance.

### Description of Common Stock

The rights of our stockholders are set forth in our amended and restated articles of incorporation and amended and restated bylaws, as well as the BCA. Amendments to our amended and restated articles of incorporation generally require the affirmative vote of the holders of a majority of all outstanding shares entitled to vote. Amendments to our amended and restated bylaws require the affirmative vote of a majority of our entire board of directors.

preferred stock, holders of shares of common stock are entitled to receive ratably all dividends, if any, declared by our board of directors out of funds legally available for dividends. Upon our dissolution or liquidation or the sale of all or substantially all of our assets, after payment in full of all amounts required to be paid to creditors and to the holders of preferred stock having liquidation preferences, if any, the holders of our common stock will be entitled to receive pro rata our remaining assets available for distribution. Holders of common stock do not have conversion, redemption or preemptive rights to subscribe to any of our securities. The rights, preferences and privileges of holders of common stock are subject to the rights of the holders of any shares of preferred stock which we have issued or may issue in the future. Our common stock is not subject to any sinking fund provisions and no holder of common stock has any preemptive rights to purchase additional shares of common stock in the future. There are no provisions in our amended and restated articles of incorporation or amended and restated bylaws discriminating against a stockholder because of his or her ownership of a particular number of shares.

We are not aware of any limitations on the rights to own our common stock, including rights of non-resident or foreign stockholders to hold or exercise voting rights on our common stock, imposed by foreign law or by our amended and restated articles of incorporation or amended and restated bylaws.

#### Description of Preferred Stock

Our amended and restated articles of incorporation authorize our board of directors to establish one or more series of preferred stock and to determine, with respect to any series of preferred stock, the terms and rights of that series, including:

- the designation of the series;
- the number of shares of the series;
- the preferences and relative, participating, option or other special rights, if any, and any qualifications, limitations or restrictions of such series; and
- the voting rights, if any, of the holders of the series.

#### DIRECTORS

Our directors are elected by a plurality of the votes cast by stockholders entitled to vote. There is no provision for cumulative voting.

Section 5.01 of our amended and restated articles of incorporation provides that our board of directors must consist of not less than three nor more than twelve members, the exact number of directors comprising the entire board of directors as determined from time to time by resolution adopted by the affirmative vote of a majority of the board of directors. Stockholders may change the number of directors only by the affirmative vote of holders of a majority of the outstanding common stock.

Our amended and restated bylaws provide that no contract or transaction between us and a director, or one in which a director has a financial interest, is void or voidable solely for this reason, or solely because the director is present at or participates in a board of directors meeting or committee thereof which authorizes the contract or transaction, or solely because his or her vote is counted for such purpose, if: (i) the material facts as to his or her relationship or interest and as to the contract or transaction are disclosed or are known to the board of directors or the committee and the board of directors or committee in good faith authorizes the contract or transaction by the affirmative vote of a majority of the disinterested directors, or, if the votes of the disinterested directors are insufficient to constitute an act of the board of directors as defined in Section 55 of the BCA, by unanimous vote of the disinterested directors; (ii) the material facts as to his or her relationship or interest and as to the contract or transaction are disclosed or are known to the stockholders entitled to vote thereon, and the contract or transaction is specifically approved in good faith by vote of the stockholders; or (iii) the contract or transaction is fair as to us as of the time it is authorized, approved or ratified by the board of directors, a committee thereof or the stockholders. Common or interested directors may be counted in determining the presence of a quorum at a meeting of the board of directors or of a committee which authorizes the contract or transaction.

Our board of directors may, in its discretion, fix the amounts which shall be payable to members of the DHT board of directors and to members of any committee, for attendance at the meetings of the board of directors or of such committee and for services rendered to the Company.

Under our amended and restated bylaws, annual stockholder meetings will be held at a time and place selected by our board of directors. The meetings may be held in or outside of the Marshall Islands. Special meetings may be called by stockholders holding not less than one-fifth of all the outstanding shares entitled to vote at such meeting. Our board of directors may set a record date between 15 and 60 days before the date of any meeting to determine the stockholders that will be eligible to receive notice and vote at the meeting.

## Arsregnskap regnskapsåret 2024 for 988774863

### DISSENTERS' RIGHTS OF APPRAISAL AND PAYMENT

Under the BCA, our stockholders have the right to dissent from various corporate actions, including any merger or consolidation or sale of all or substantially all of our assets not made in the usual course of our business, and receive payment of the fair value of their shares. In the event of any further amendment of our articles of incorporation, a stockholder also has the right to dissent and receive payment for his or her shares if the amendment alters certain rights in respect of those shares. The dissenting stockholder must follow the procedures set forth in the BCA to receive payment. In the event that we and any dissenting stockholder fail to agree on a price for the shares, the BCA procedures involve, among other things, the institution of proceedings in the High Court of the Marshall Islands or in any appropriate court in any jurisdiction in which our shares are primarily traded on a local or national securities exchange.

### STOCKHOLDERS' DERIVATIVE ACTIONS

Under the BCA, any of our stockholders may bring an action in our name to procure a judgment in our favor, also known as a derivative action; provided that the stockholder bringing the action is a holder of common stock both at the time the derivative action is commenced and at the time of the transaction to which the action relates.

### LIMITATIONS ON LIABILITY AND INDEMNIFICATION OF OFFICERS AND DIRECTORS

The BCA authorizes corporations to limit or eliminate the personal liability of directors and officers to corporations and their stockholders for monetary damages for breaches of directors' fiduciary duties. Our amended and restated bylaws include a provision that eliminates the personal liability of directors for monetary damages for actions taken as a director to the fullest extent permitted by law.

Our amended and restated bylaws provide that we must indemnify our directors and officers to the fullest extent authorized by law. We are also expressly authorized to advance certain expenses (including attorneys' fees and disbursements and court costs) to our directors and officers and carry directors' and officers' insurance providing indemnification for our directors, officers and certain employees for some liabilities. We believe that these indemnification provisions and insurance are useful to attract and retain qualified directors and executive officers.

The limitation of liability and indemnification provisions in our amended and restated articles of incorporation and amended and restated bylaws may discourage stockholders from bringing a lawsuit against directors for breach of their fiduciary duty. These provisions may also have the effect of reducing the likelihood of derivative litigation against directors and officers, even though such an action, if successful, might otherwise benefit us and our stockholders. In addition, your investment may be adversely affected to the extent we pay the costs of settlement and damage awards against directors and officers pursuant to these indemnification provisions.

There is currently no pending material litigation or proceeding involving any of our directors, officers or employees for which indemnification is sought.

### ANTI-TAKEOVER EFFECT OF CERTAIN PROVISIONS OF OUR ARTICLES OF INCORPORATION AND BYLAWS

Several provisions of our amended and restated articles of incorporation and amended and restated bylaws, which are summarized below, may have anti-takeover effects. These provisions are intended to avoid costly takeover battles, lessen our vulnerability to a hostile change of control and enhance the ability of our board of directors to maximize stockholder value in connection with any unsolicited offer to acquire us. However, these anti-takeover provisions, which are summarized below, could also discourage, delay or prevent (1) the merger or acquisition of our Company by means of a tender offer, a proxy contest or otherwise that a stockholder may consider in its best interest or (2) the removal of incumbent officers and directors.

Under the terms of our amended and restated articles of incorporation and the laws of the Marshall Islands, our board of directors has authority, without any further vote or action by our stockholders, to issue any remaining authorized shares of blank check preferred stock and any remaining authorized shares of our common stock. Our board of directors may issue shares of preferred stock on terms calculated to discourage, delay or prevent a change of control of our Company or the removal of our management.

## Arsregnskap regnskapsåret 2024 for 988774863

### Classified Board of Directors

---

Our amended and restated articles of incorporation provide for the division of our board of directors into three classes of directors, with each class as nearly equal in number as possible, serving staggered, three-year terms. Approximately one-third of our board of directors will be elected each year. This classified board provision could discourage a third party from making a tender offer for our shares or attempting to obtain control of us. It could also delay stockholders who do not agree with the policies of our board of directors from removing a majority of our board of directors for two years.

### Election and Removal of Directors

Our amended and restated articles of incorporation prohibit cumulative voting in the election of directors. Our amended and restated bylaws require parties other than the board of directors to give advance written notice of nominations for the election of directors. Our amended and restated articles of incorporation also provide that our directors may be removed only for cause and only upon the affirmative vote of a majority of the outstanding shares of our capital stock entitled to vote for those directors. These provisions may discourage, delay or prevent the removal of incumbent officers and directors. Our amended and restated bylaws provide that stockholders are required to give us advance notice of any person they wish to propose for election as a director if that person is not proposed by our board of directors. These advance notice provisions provide that the stockholder must have given written notice of such proposal not less than 90 days nor more than 120 days prior to the anniversary date of the immediately preceding annual general meeting. In the event the annual general meeting is called for a date that is not within 30 days before or after such anniversary date, notice by the stockholder must be given not later than 10 days following the earlier of the date on which notice of the annual general meeting was mailed to stockholders or the date on which public disclosure of the date of the annual general meeting was made.

In the case of a special general meeting called for the purpose of electing directors, notice by the stockholder must be given not later than 10 days following the earlier of the date on which notice of the special general meeting was mailed to stockholders or the date on which public disclosure of the date of the special general meeting was made. Any nomination not properly made will be disregarded.

A director may be removed only for cause by the stockholders, provided notice is given to the director of the stockholders meeting convened to remove the director and provided such removal is approved by the affirmative vote of a majority of the outstanding shares of our capital stock entitled to vote for those directors. The notice must contain a statement of the intention to remove the director and must be served on the director not less than fourteen days before the meeting. The director is entitled to attend the meeting and be heard on the motion for his removal.

### Limited Actions by Stockholders

Our amended and restated articles of incorporation and our amended and restated bylaws provide that any action required or permitted to be taken by our stockholders must be effected at an annual or special meeting of stockholders or by the unanimous written consent of our stockholders. Our amended and restated articles of incorporation and our amended and restated bylaws provide that, subject to certain exceptions, our chairman or chief executive officer, at the direction of the board of directors or holders of not less than one-fifth of all outstanding shares, may call special meetings of our stockholders and the business transacted at the special meeting is limited to the purposes stated in the notice. Accordingly, a stockholder may be prevented from calling a special meeting for stockholder consideration of a proposal over the opposition of our board of directors and stockholder consideration of a proposal may be delayed until the next annual meeting.

LISTING

Our common stock is listed on the NYSE under the symbol "DHT."

# Årsregnskap regnskapsåret 2024 for 988774863

---

## COMPARISON OF REPUBLIC OF THE MARSHALL ISLANDS CORPORATE LAW TO DELAWARE CORPORATE LAW

Our corporate affairs are governed by our amended and restated articles of incorporation and amended and restated bylaws and by the BCA. The provisions of the BCA resemble provisions of the corporation laws of a number of states in the U.S. For example, the BCA allows the adoption of various anti-takeover measures such as stockholder "rights" plans. While the BCA also provides that it is to be interpreted according to the laws of the State of Delaware and other states with substantially similar legislative provisions, there have been few court cases interpreting the BCA in the Marshall Islands and we cannot predict whether Marshall Islands courts would reach the same conclusions as U.S. courts. Thus, you may have more difficulty in protecting your interests in the face of actions by the management, directors or controlling stockholders than would stockholders of a corporation incorporated in a U.S. jurisdiction which has developed a substantial body of case law. The following table provides a comparison between the statutory provisions of the BCA and the Delaware General Corporation Law relating to stockholders' rights.

| <u>Marshall Islands</u>  | <u>Delaware</u>   |
|--|---|
| <u>Stockholder Meetings</u>  |   |
| Held at a time and place as designated in the bylaws   | May be held at such time or place as designated in the certificate of incorporation or the bylaws, or if not so designated, as determined by the board of directors   |
| May be held in or outside of the Marshall Islands Notice:  | May be held in or outside of Delaware   |
| Notice:  | Notice:   |
| <ul style="list-style-type: none"><li>Whenever stockholders are required to take action at a meeting, written notice shall state the place, date and hour of the meeting and indicate that it is being issued by or at the direction of the person calling the meeting</li><li>A copy of the notice of any meeting shall be given personally or sent by mail not less than 15 nor more than 60 days before meeting</li></ul> | <ul style="list-style-type: none"><li>Whenever stockholders are required to take action at a meeting, a written notice of the meeting shall state the place, if any, date and hour of the meeting and the means of remote communication, if any</li><li>Written notice shall be given not less than 10 nor more than 60 days before the meeting</li></ul> |

Any action required to be taken by a meeting of stockholders may be taken without a meeting if unanimous consent is in writing and is signed by all the stockholders entitled to vote on the subject matter

Any action which may be taken at any meeting of stockholders may be taken without a meeting, if consent is in writing and signed by the holders of outstanding stock having not less than the minimum number of votes that would be necessary to authorize such action at a meeting at which all

## Årsregnskap regnskapsåret 2024 for 988774863

~~Any person authorized to vote may authorize another person or persons to act for him by proxy~~

~~Any person authorized to vote may authorize another person to act for him by proxy~~

Unless otherwise provided in the articles of incorporation a majority of shares entitled to vote, in person or by proxy, constitutes a quorum. In no event shall a quorum consist of fewer than one-third of the shares entitled to vote at a meeting

For non-stock companies, a certificate of incorporation or bylaws may specify the number of members to constitute a quorum

No provision for cumulative voting

For stock corporations, a certificate of incorporation or bylaws may specify the number to constitute a quorum but in no event shall a quorum consist of less than one-third of shares entitled to vote at a meeting. In the absence of such specifications, a majority of shares entitled to vote shall constitute a quorum

The certificate of incorporation may provide for cumulative voting

### Directors

The board of directors must consist of at least one member

The board of directors must consist of at least one member

Number of members can be changed by an amendment to the bylaws, by the stockholders, or by action of the board

Number of board members shall be fixed by the bylaws, unless the certificate of incorporation fixes the number of directors, in which case a change in the number shall be made only by amendment of the certificate of incorporation

If the board of directors is authorized to change the number of directors, it can only do so by an absolute majority (majority of the entire board)

### Dissenter's Rights of Appraisal

Stockholders have a right to dissent from a merger or sale of all or substantially all assets not made in the usual course of business, and receive payment of the fair value of their shares

Appraisal rights shall be available for the shares of any class or series of stock of a corporation in a merger or consolidation

A holder of any adversely affected shares who does not vote on or consent in writing to an amendment to the articles of incorporation has the right to dissent and to receive payment for such shares if the amendment:

- Alters or abolishes any preferential right of any outstanding shares having preference;
- Creates, alters, or abolishes any provision or right with respect to the redemption of any outstanding shares;
- Alters or abolishes any preemptive right of such holder to acquire shares or other securities; or
- Excludes or limits the right of such holder to vote on any matter, except as such right may be limited by the voting rights given to new shares then being authorized of any existing or new class

An action may be brought in the right of a corporation to procure a judgment in its favor, by a holder of shares or of voting trust certificates or of a beneficial interest in such shares or certificates. It shall be made to appear that the plaintiff is such a holder at the time of bringing the action and that he was such a holder at the time of the transaction of which he complains, or that his shares or his interest therein devolved upon him by operation of law

In any derivative suit instituted by a stockholder or a corporation, it shall be averred in the complaint that the plaintiff was a stockholder of the corporation at the time of the transaction of which he complains or that such stockholder's stock thereafter devolved upon such stockholder by operation of law

## Årsregnskap regnskapsåret 2024 for 988774863

Complaint shall set forth with particularity the efforts of the plaintiff to secure the initiation of such action by the board or the reasons for not making such effort

Such action shall not be discontinued, compromised or settled without the approval of the High Court of the Republic

Attorney's fees may be awarded if the action is successful

Corporation may require a plaintiff bringing a derivative suit to give security for reasonable expenses if the plaintiff owns less than 5% of any class of stock and the shares have a value of less than \$50,000

### C. MATERIAL CONTRACTS

Other than the Executive Officer Employment Agreements, our guarantees for certain of our subsidiaries, the Danish Ship Finance Credit Facility, the Credit Agricole Credit Facility, the Nordea Credit Facility, the ING Credit Facility and the VAA and IRA with BW Group, each of which is described above, we have not entered into any material contracts other than contracts entered into in the ordinary course of business.

### D. EXCHANGE CONTROLS

None.

### E. TAXATION

#### REPUBLIC OF THE MARSHALL ISLANDS TAX CONSIDERATIONS

The following are the material Marshall Islands tax consequences of our activities to us and holders of our common stock or preferred stock. We are incorporated in the Marshall Islands. Under current Marshall Islands law, we are not subject to tax on income or capital gains, and no Marshall Islands withholding tax will be imposed upon payments of dividends by us to holders of our common stock or preferred stock.

The following is a discussion of the material U.S. federal income tax considerations relevant to an investment decision with respect to the acquisition, ownership and disposition of our common stock and preferred stock. This discussion does not purport to deal with the tax consequences to all categories of investors, some of which (such as financial institutions, regulated investment companies, real estate investment trusts, tax-exempt organizations, insurance companies, persons holding our common stock or preferred stock as part of a hedging, integrated, conversion or constructive sale transaction or a straddle, traders in securities that have elected the mark-to-market method of accounting for their securities, persons holding our common stock or preferred stock for the purpose of hedging, persons whose income with respect to debt securities as a result of such income being recognized on an applicable financial statement, persons liable for alternative minimum tax, persons who are investors in pass-through entities, persons required to recognize any item of gross income as a result of such income being recognized on an applicable financial statement, dealers in securities or currencies and investors whose functional currency is not the U.S. dollar) may be subject to special rules.

Arsregnskap regnskapsåret 2024 for 988774863

This discussion is based on the Code, the Treasury regulations issued thereunder, published administrative interpretations of the IRS and judicial decisions as of the date hereof, all of which are subject to change at any time, possibly on a retroactive basis.

WE RECOMMEND THAT YOU CONSULT WITH YOUR OWN TAX ADVISORS CONCERNING THE OVERALL TAX CONSEQUENCES ARISING IN YOUR OWN PARTICULAR SITUATION UNDER U.S. FEDERAL, STATE, LOCAL OR FOREIGN LAW OF THE OWNERSHIP OR DISPOSITION OF OUR COMMON STOCK.

#### Taxation of Our Operating Income

Our subsidiaries have elected to be treated as disregarded entities for U.S. federal income tax purposes. As a result, for purposes of the discussion below, our subsidiaries are treated as branches rather than as separate corporations.

#### U.S. Taxation of Our Shipping Income

For purposes of the following discussion, "shipping income" means any income that is derived from the use of vessels, from the hiring or leasing of vessels for use on a time, voyage or bareboat charter basis, from the participation in a pool, partnership, strategic alliance, joint operating agreement, code sharing arrangement or other joint venture we directly or indirectly own or participate in that generates such income, or from the performance of services directly related to those uses.

"U.S. source gross transportation income" includes 50% of shipping income that is attributable to transportation that begins or ends, but that does not both begin and end, in the U.S. Except as discussed below, our U.S. source gross transportation income would be subject to a 4% U.S. federal income tax imposed without allowance for deductions. Shipping income attributable to transportation exclusively between non-U.S. ports generally will not be subject to U.S. federal income tax.

Under Section 883 of the Code and the regulations thereunder, we will be exempt from the 4% U.S. federal income tax if:

1. we are organized in a foreign country (the "country of organization") that grants an "equivalent exemption" to corporations organized in the U.S.; and
2. either:
  - (A) more than 50% of the value of our stock is owned, directly or indirectly, by individuals who are "residents" of our country of organization or of another foreign country that grants an "equivalent exemption" to corporations organized in the U.S.; referred to as the "50% Ownership Test," or
  - (B) our stock is "primarily and regularly traded on an established securities market" in our country of organization, in another country that grants an "equivalent exemption" to U.S. corporations or in the U.S., referred to as the "Publicly Traded Test."

The Marshall Islands, the jurisdiction where we are incorporated, grants an "equivalent exemption" to U.S. corporations. Therefore, we will be eligible for the exemption under Section 883 of the Code if either the 50% Ownership Test or the Publicly Traded Test is met. Because our common stock is traded on the NYSE and our stock is widely held, it would be difficult or impossible for us to establish that we satisfy the 50% Ownership Test.

securities market in a country if the number of shares of each class of stock that is traded during any taxable year on all established securities markets in that country exceeds the number of shares in each such class that is traded during that year on established securities markets in any other single country. We believe that our common stock is, and will continue to be, "primarily traded" on the NYSE, which is an established securities market for these purposes.

The Publicly Traded Test also requires our common stock to be "regularly traded" on an established securities market. Our common stock will be treated as "regularly traded" on the NYSE for purposes of the Publicly Traded Test if:

- (i) our common stock represents more than 50% of the total combined voting power of all classes of our stock entitled to vote and of the total value of all of our outstanding stock, referred to as the "trading threshold test";
- (ii) our common stock is traded on the market, other than in minimal quantities, on at least 60 days during the taxable year or 1/6 of the days in a short taxable year, referred to as the "trading frequency test"; and
- (iii) the aggregate number of shares of our common stock traded on such market during the taxable year is at least 10% of the average number of shares of our common stock outstanding during such year (as appropriately adjusted in the case of a short taxable year), referred to as the "trading volume test."

We believe we satisfy the trading threshold test. We also believe we satisfy, and will continue to satisfy, the trading frequency and trading volume tests. However, even if we do not satisfy these tests in the future, both tests are deemed satisfied if our common stock is traded on an established securities market in the U.S. and is regularly quoted by dealers making a market in such stock. Because our common stock is listed on the NYSE, we believe this is and will continue to be the case.

Notwithstanding the foregoing, our common stock will not be considered to be "regularly traded" on an established securities market for any taxable year in which 50% or more of the vote and value of such stock is owned, actually or constructively under certain stock attribution rules, on more than half the days during the taxable year by persons who each own 5% or more of the vote and value of such stock, referred to as the "5 Percent Override Rule." In order to determine the persons who actually or constructively own 5% or more of the vote and value of our common stock ("5% Stockholders"), we are permitted to rely on those persons that are identified on Schedule 13G and Schedule 13D filings with the SEC as having a 5% or more beneficial interest in our common stock. In addition, an investment company identified on a Schedule 13G or Schedule 13D filing which is registered under the Investment Company Act of 1940, as amended, will not be treated as a 5% Stockholder for such purposes.

We believe that the 5 Percent Override Rule has not been triggered with respect to our common stock. However, the 5 Percent Override Rule might be triggered in the future as a result of factual circumstances beyond our control, for example, if one or more stockholders became a 5% Stockholder. In this case, the 5 Percent Override Rule will nevertheless not apply if we can establish that among the closely held group of 5% Stockholders, there are sufficient 5% Stockholders that are considered to be "qualified stockholders" for purposes of Section 883 of the Code to preclude non-qualified 5% Stockholders in the closely held group from owning 50% or more of the value of our common stock for more than half the number of days during the taxable year. In any year that the 5 Percent Override Rule is triggered with respect to our common stock, we will be eligible for the exemption from tax under Section 883 of the Code only if (i) we can nevertheless satisfy the Publicly Traded Test, which would require us to show that the exception to the 5 Percent Override Rule applies, as described above, or if (ii) we can satisfy the 50% Ownership Test. In either case, we would have to satisfy certain substantiation requirements regarding the identity and certain other aspects of our stockholders which generally would require that we receive certain statements from certain of our direct and indirect stockholders. These requirements are onerous and there is no assurance that we would be able to satisfy them.

future, including in 2025, we fail to qualify for these benefits, our U.S. source gross transportation income, to the extent not considered to be "effectively connected" with the conduct of a U.S. trade or business, as described below, would be subject to a 4% tax imposed by Section 887 of the Code on a gross basis, without the benefit of deductions. Since 50% of our gross shipping income for transportation that begins or ends in the U.S. would be treated as U.S. source gross transportation income, the effective rate of U.S. federal income tax on such gross shipping income would be 2%.

If the benefits of Section 883 of the Code become unavailable to us in the future, any of our U.S. source gross transportation income, to the extent not considered to be "effectively connected" with the conduct of a U.S. trade or business, as described below, net of applicable deductions, would be subject to U.S. federal corporate income tax at a current rate of 21%. In addition, we may be subject to the 30% "branch profits tax" on such earnings, as determined after allowance for certain adjustments, and on certain interest paid or deemed paid attributable to the conduct of our U.S. trade or business.

Årsregnskap regnskapsåret 2024 for 988774863

We believe that none of our U.S. source gross transportation income will be "effectively connected" with the conduct of a U.S. trade or business. Such income would be "effectively connected" only if:

- we had, or were considered to have, a fixed place of business in the U.S. involved in the earning of U.S. source gross transportation income and
- substantially all of our U.S. source gross transportation income was attributable to regularly scheduled transportation, such as the operation of a vessel that followed a published schedule with repeated sailings at regular intervals between the same points for voyages that begin or end in the U.S.

We believe that we will not meet these conditions because we do not have, and we do not intend to have or permit circumstances that would result in our having, such a fixed place of business in the U.S. or any vessel sailing to or from the U.S. on a regularly scheduled basis.

Income attributable to transportation that both begins and ends in the U.S. is not subject to the tax rules described above. Such income is subject to either a 30% gross-basis tax or to a U.S. federal corporate income tax on net income at a rate of 21% (and the branch profits tax described above). Although there can be no assurance, we do not expect to engage in transportation that produces shipping income of this type.

#### *U.S. Taxation of Gain on Sale of Vessels*

Regardless of whether we qualify for exemption under Section 883 of the Code, we will not be subject to U.S. federal income taxation with respect to gain realized on a sale of a vessel; provided that the sale is considered to occur outside of the U.S. under U.S. federal income tax principles. In general, a sale of a vessel will be considered to occur outside of the U.S. for this purpose if title to the vessel, and risk of loss with respect to the vessel, pass to the buyer outside of the U.S. We expect that any sale of a vessel will be so structured that it will be considered to occur outside of the U.S.

#### **U.S. Federal Income Taxation of "U.S. Holders"**

The following section applies to you only if you are a "U.S. Holder." For this purpose, a "U.S. Holder" means a beneficial owner of shares of our common stock (other than an entity or arrangement that is treated as a partnership for U.S. federal income tax purposes) that, for U.S. federal income tax purposes:

- is an individual who is a U.S. citizen or resident, a U.S. corporation (or other entity that is classified as a corporation for U.S. income tax purposes), an estate the income of which is subject to U.S. federal income taxation regardless of its source, or a trust if (1) a court within the U.S. is able to exercise primary jurisdiction over the administration of the trust and one or more U.S. persons have the authority to control all substantial decisions of the trust or (2) the trust has validly elected to be treated as a U.S. trust,
- owns our common stock as a capital asset, and
- owns actually and constructively less than 10% of our common stock by vote and value.

*Distributions on Our Common Stock*

Subject to the discussion of PFICs below, any distributions made by us with respect to our common stock will generally be treated as "qualified dividend income" as described below, to the extent of our current or accumulated earnings and profits, as determined under U.S. federal income tax principles ("E&P"). Distributions in excess of such E&P will be treated first as a nontaxable return of capital to the extent of the U.S. Holder's tax basis in its common stock (determined separately for each share) on a dollar-for-dollar basis and thereafter as capital gain. U.S. Holders that are corporations will generally not be entitled to claim a dividends received deduction with respect to any distributions they receive from us. Dividends paid with respect to our common stock will generally be treated as "passive income" for purposes of computing allowable foreign tax credits for U.S. foreign tax credit purposes.

Dividends paid on our common stock to a U.S. Holder who is an individual, trust or estate (a "U.S. Non-Corporate Holder") will generally be treated as "qualified dividend income" that is taxable to such U.S. Non-Corporate Holder at a current maximum preferential tax rate of 20%; provided that (i) our common stock is readily tradable on an established securities market in the U.S. (such as the NYSE), which we expect to be the case; (ii) we are not a PFIC for the taxable year during which the dividend is paid or the immediately preceding taxable year (see the discussion below); (iii) the U.S. Non-Corporate Holder has owned the common stock for more than 60 days in the 121-day period beginning 60 days before the date on which such common stock becomes ex-dividend (and has not entered into certain risk limiting transactions with respect to such common stock); and (iv) the U.S. Non-Corporate Holder is not under an obligation to make related payments with respect to positions in substantially similar or related property. Any dividends we pay out of E&P which are not eligible for the preferential tax rates will be taxed at ordinary income rates in the hands of a U.S. Non-Corporate Holder. Special rules may apply to any "extraordinary dividend," generally, a dividend in an amount which is equal to or in excess of 10% of a stockholder's adjusted basis (or fair market value in certain circumstances) in a share of our common stock paid by us. If we pay an "extraordinary dividend" on our common stock that is treated as "qualified dividend income," then any loss derived by a U.S. Non-Corporate Holder from the subsequent sale or exchange of such stock will be treated as long-term capital loss to the extent of the amount of such dividend. There is no assurance that any dividends paid on our common stock will be eligible for these preferential tax rates in the hands of a U.S. Non-Corporate Holder, although we believe that they will be so eligible, provided that we are not a PFIC, as discussed below.

*Sale, Exchange or Other Disposition of Our Common Stock*

Provided that we are not a PFIC for any taxable year, a U.S. Holder generally will recognize capital gain or loss upon a sale, exchange or other disposition of our common stock in an amount equal to the difference between the amount realized by the U.S. Holder from such sale, exchange or other disposition and the U.S. Holder's tax basis in such stock. Such gain or loss will be treated as long-term capital gain or loss if the U.S. Holder's holding period is greater than one year at the time of the sale, exchange or other disposition. Such capital gain or loss will generally be treated as U.S. source income or loss, as applicable, for U.S. foreign tax credit purposes. Long-term capital gains of U.S. Non-Corporate Holders are generally eligible for a current maximum 20% preferential tax rate. A U.S. Holder's ability to deduct capital losses against income is subject to certain limitations.

*PFIC Status and Significant Tax Consequences*

Special U.S. federal income tax rules apply to a U.S. Holder that holds stock in a non-U.S. corporation classified as a PFIC for U.S. federal income tax purposes. In particular, U.S. Non-Corporate Holders would not be eligible for the current maximum 20% preferential tax rate on qualified dividends. In general, we will be treated as a PFIC with respect to a U.S. Holder if, for any taxable year in which the U.S. Holder held our common stock, either:

- at least 75% of our gross income for such taxable year consists of "passive income" (e.g., dividends, interest, capital gains and rents derived other than in the active conduct of a rental business), or
- at least 50% of the average value of our assets during such taxable year consists of "passive assets" (i.e., assets that produce, or are held for the production of, passive income).

generally constitute "passive income" unless we were treated under specific rules as deriving our rental income in the active conduct of a trade or business.

We believe that it is more likely than not that the gross income we derive, or are deemed to derive, from our time chartering activities is properly treated as services income rather than rental income. Assuming this is correct, our income from time chartering activities would not constitute "passive income," and the assets we own and operate in connection with the production of that income would not constitute passive assets. Consequently, based upon our actual and projected income, assets and liabilities, we believe that our income and assets would not be treated as PFIC in the foreseeable future.

There is substantial legal authority supporting the position that we are not a PFIC, consisting of case law and IRS pronouncements concerning the characterization of income derived from time chartering activities as services income for other tax purposes. Nonetheless, it should be noted that there is legal uncertainty in this regard because the U.S. Court of Appeals for the Fifth Circuit has held that, for purposes of a different set of rules under the Code, income derived from certain time chartering activities should be treated as rental income rather than services income. However, the IRS stated that it disagrees with the holding of this Fifth Circuit case, and that income from time chartering activities should be treated as services income. We have not sought, and we do not expect to seek, an IRS ruling on this matter. Accordingly, no assurance can be given that the IRS or a court will accept this position, and there is a risk that the IRS or a court could determine that we are a PFIC. No assurance can be given that this result will not occur. In addition, although we intend to conduct our affairs in a manner to avoid, to the extent possible, being classified as a PFIC with respect to any taxable year, we cannot assure you that the nature of our operations will not change in the future, or that we can avoid PFIC status in the future.

If we are a PFIC for any taxable year during which a U.S. Holder owns our common stock, such U.S. Holder will, for any taxable year during which we are treated as a PFIC, generally be required to file IRS Form 8621 with his or her U.S. federal income tax return to report his or her ownership of our common stock if the total value of all PFIC stock that such U.S. Holder directly or indirectly owns exceeds certain thresholds. U.S. Holders are urged to consult their own tax advisors concerning the filing of IRS Form 8621.

In addition, as discussed more fully below, if we were treated as a PFIC for any taxable year, a U.S. Holder would be subject to different taxation rules depending on whether the U.S. Holder made an election to treat us as a "Qualified Electing Fund," which election is referred to as a "QEF election." As an alternative to making a QEF election, a U.S. Holder should be able to make a "mark-to-market" election with respect to our common stock as discussed below. The PFIC rules are complex, and you are encouraged to consult your own tax advisor regarding the PFIC rules, including the annual PFIC reporting requirement.

#### *Taxation of U.S. Holders of a PFIC Making a Timely QEF Election*

If we were a PFIC for any taxable year and a U.S. Holder made a timely QEF election, such U.S. Holder being referred to as an "Electing Holder," the Electing Holder would be required to report each year for U.S. federal income tax purposes the Electing Holder's pro rata share of our ordinary earnings (as ordinary income) and our net capital gain (which gain shall not exceed our E&P for the taxable year and would be reported as long-term capital gain), if any, for our taxable year that ends with or within the taxable year of the Electing Holder, regardless of whether or not distributions were received from us by the Electing Holder. Any such income inclusions would not be eligible for the current maximum 20% preferential tax rates applicable to qualified dividend income as discussed above. The Electing Holder's adjusted tax basis in our common stock would be increased to reflect taxed but undistributed E&P. Distributions of E&P that had been previously taxed would, pursuant to this election, result in a corresponding reduction in the adjusted tax basis in such common stock and would not be taxed again once distributed. An Electing Holder would not, however, be entitled to a deduction for its pro rata share of any losses that we incurred with respect to any year. An Electing Holder would generally recognize capital gain or loss on the sale, exchange or other disposition of such common stock. A U.S. Holder would make a QEF election with respect to any year that we are a PFIC by filing IRS Form 8621 with its U.S. federal income tax return. If we were to become aware that we were treated as a PFIC for any taxable year, we would notify all U.S. Holders of such treatment and provide each U.S. Holder with all necessary information in order to make the QEF election described above. Even if a U.S. Holder makes a QEF election for one of our taxable years, if we were a PFIC for a prior taxable year during which the holder was a stockholder and for which the holder did not make a timely QEF election, the holder would also be subject to the different and more adverse tax consequences described below under "Taxation of U.S. Holders of a PFIC Not Making a Timely QEF or 'Mark-to-Market' Election."

Alternatively, if we were treated as a PFIC for any taxable year and our common stock is treated as "marketable stock," a U.S. Holder would be allowed to make a "mark-to-market" election with respect to such stock; provided that the U.S. Holder completes and files IRS Form 8621 with its U.S. federal income tax return for the taxable year in which the election is made.

If the mark-to-market election is made with respect to a U.S. Holder's common stock, the U.S. Holder generally would include as ordinary income in each taxable year the excess, if any, of the fair market value of such common stock at the end of the taxable year over the U.S. Holder's adjusted tax basis in such common stock. The U.S. Holder would also be permitted an ordinary loss in respect of the excess, if any, of the U.S. Holder's adjusted tax basis in such common stock over its fair market value at the end of the taxable year, but only to the extent of the net amount previously included in income as a result of the mark-to-market election. A U.S. Holder's tax basis in its common stock would be adjusted to reflect any such income or loss amount. Gain realized on the sale, exchange or other disposition of our common stock would be treated as ordinary income, and any loss realized on the sale, exchange or other disposition of the common stock would be treated as ordinary loss to the extent that such loss does not exceed the net mark-to-market gains previously included by the U.S. Holder in income.

*Taxation of U.S. Holders of a PFIC Not Making a Timely QEF or "Mark-to-Market" Election*

Finally, if we were treated as a PFIC for any taxable year, a U.S. Holder that does not make either a QEF election or a "mark-to-market" election for that year, referred to as a "Non-Electing Holder," would be subject to special rules with respect to (i) any excess distribution (i.e., the portion of any distributions received by the Non-Electing Holder on our common stock in a taxable year in excess of 125% of the average annual distributions received by the Non-Electing Holder in the three preceding taxable years, or, if shorter, the Non-Electing Holder's holding period for such common stock), and (ii) any gain realized on the sale, exchange or other disposition of our common stock. Under these special rules:

- the excess distribution or gain would be allocated ratably over the Non-Electing Holder's aggregate holding period for the common stock,
- the amount allocated to the current taxable year and any taxable year prior to the first taxable year in which we were a PFIC during the Non-Electing Holder's holding period would be taxed as ordinary income, and
- the amount allocated to each of the other taxable years would be subject to tax at the highest rate of tax in effect for the applicable class of taxpayer for that year, and an interest charge for the deemed deferral benefit would be imposed with respect to the resulting tax attributable to each such other taxable year.

These penalties would not apply to a qualified pension, profit-sharing or other retirement trust or other tax-exempt organization that did not borrow money or otherwise utilize leverage in connection with its acquisition of our common stock. If we were a PFIC, and a Non-Electing Holder who was an individual died while owning our common stock, such holder's successor generally would not receive a step-up in tax basis with respect to such stock. Certain of these rules would apply to a U.S. Holder who made a QEF election for one of our taxable years if we were a PFIC in a prior taxable year during which the holder held our common stock and for which the holder did not make a QEF election.

A U.S. Non-Corporate Holder (excluding certain trusts within a special class of trusts that is exempt from such tax) is subject to a 3.8% tax on the lesser of (1) such U.S. Holder's "net investment income" for the relevant taxable year and (2) the excess of such U.S. Holder's modified gross income for the taxable year over a certain threshold (which in the case of individuals will be between \$125,000 and \$250,000, depending on the individual's circumstances). Such a U.S. Holder's net investment income will generally include such U.S. Holder's gross interest income and dividend income and net gains from the disposition of our common stock, unless such interest, dividends or net gains are derived in the United States from a business in which the holder has a substantial and active participation in certain passive or trading activities). A U.S. Non-Corporate Holder is urged to consult the holder's own tax advisor regarding the applicability of the Medicare tax to the holder's ownership of our common stock.

#### U.S. Federal Income Taxation of "Non-U.S. Holders"

The following section applies to you only if you are a "Non-U.S. Holder." For this purpose, a "Non-U.S. Holder" means a beneficial owner of shares of our common stock (other than an entity or arrangement that is treated as a partnership for U.S. federal income tax purposes) that is not a U.S. Holder.

##### *Distributions on Our Common Stock*

Non-U.S. Holders generally will not be subject to U.S. federal income tax or withholding tax on distributions received from us with respect to our common stock, unless that interest or dividend income is effectively connected with the Non-U.S. Holder's conduct of a trade or business in the U.S. If the Non-U.S. Holder is entitled to the benefits of an applicable U.S. income tax treaty with respect to those distributions, that income is taxable only if it is attributable to a permanent establishment maintained by the Non-U.S. Holder in the U.S.

##### *Sale, Exchange or Other Taxable Disposition of Our Common Stock*

Non-U.S. Holders generally will not be subject to U.S. federal income tax or withholding tax on any gain realized upon the sale, exchange or other disposition of our common stock, unless:

- the gain is effectively connected with the Non-U.S. Holder's conduct of a trade or business in the U.S. (and, if the Non-U.S. Holder is entitled to the benefits of an applicable U.S. income tax treaty with respect to that gain, that gain is attributable to a permanent establishment maintained by the Non-U.S. Holder in the U.S.); or
- the Non-U.S. Holder is an individual who is present in the U.S. for 183 days or more during the taxable year of disposition and other conditions are met.

If the Non-U.S. Holder is engaged in a U.S. trade or business for U.S. federal income tax purposes, any income from the common stock, including dividends and the gain from the sale, exchange or other disposition of such stock, that is effectively connected with the conduct of that trade or business will generally be subject to regular U.S. federal income tax in the same manner as discussed in the previous section relating to the taxation of U.S. Holders. In addition, if you are a Non-U.S. Holder that is a corporation for U.S. federal income tax purposes, your E&P that is attributable to the effectively connected income, which is subject to certain adjustments, may be subject to an additional branch profits tax at a rate of 30%, or at a lower rate as may be specified by an applicable U.S. income tax treaty.

#### Tax Return Disclosure Requirements

Individual U.S. Holders (and to the extent specified in applicable Treasury regulations, certain individual Non-U.S. Holders and certain U.S. Holders that are entities) that hold certain specified foreign financial assets with values in excess of certain dollar thresholds are required to report such assets on IRS Form 8938 with their U.S. federal income tax return, subject to certain exceptions (including an exception for foreign assets held in accounts maintained by U.S. financial institutions). Stock of a non-U.S. corporation, including our common stock, is a specified foreign financial asset for this purpose. Substantial penalties apply for failure to properly complete and file Form 8938. You are encouraged to consult your own tax advisor regarding the filing of this form.

In general, dividend payments (or other taxable distributions) and proceeds from the disposition of our common stock made to you may be subject to information reporting requirements if you are a U.S. Non-Corporate Holder. Such payments may also be subject to backup withholding if you are a U.S. Non-Corporate Holder and you:

- fail to provide an accurate taxpayer identification number;
- are notified by the IRS that you have failed to report all interest or dividends required to be shown on your U.S. federal income tax returns; or
- in certain circumstances, fail to comply with applicable certification requirements.

## Årsregnskap regnskapsåret 2024 for 988774863

Non-U.S. Holders may be required to establish their exemption from information reporting and backup withholding by certifying their status on IRS Form W-8BEN, W-8BEN-E, W-8ECI or W-8IMY, as applicable.

If you are a Non-U.S. Holder and you sell our common stock to or through a U.S. office of a broker, the payment of the proceeds is subject to both U.S. backup withholding and information reporting unless you certify that you are a non-U.S. person, under penalties of perjury, or you otherwise establish an exemption. If you sell our common stock through a non-U.S. office of a non-U.S. broker and the sales proceeds are paid to you outside the U.S., then information reporting and backup withholding generally will not apply to that payment. However, U.S. information reporting requirements and, depending on the circumstances, backup withholding, will apply to a payment of sales proceeds, even if that payment is made to you outside the U.S., if you sell our common stock through a non-U.S. office of a broker that is a U.S. person or has certain other contacts with the U.S. However, such information reporting requirements or backup withholding will not apply if the broker has documentary evidence in its records that you are a non-U.S. person and certain other conditions are met, or you otherwise establish an exemption. Backup withholding is not an additional tax. Rather, you generally may obtain a credit or refund of any amounts withheld under backup withholding rules that exceed your income tax liability by timely filing a refund claim with the IRS.

### F. DIVIDENDS AND PAYING AGENTS

Not applicable.

### G. STATEMENT OF EXPERTS

Not applicable.

### H. DOCUMENTS ON DISPLAY

The descriptions of each contract, agreement or other document filed as an exhibit to this report are summaries only and do not purport to be complete. Each such description is qualified in its entirety by reference to such exhibit for a more complete description of the matter involved.

We are subject to the informational requirements of the Exchange Act and in accordance therewith will file reports and other information with the SEC. The SEC maintains a website (<http://www.sec.gov>) that contains reports, proxy and information statements and other information regarding registrants that file electronically with the SEC.

As a foreign private issuer, we are not subject to the proxy rules under Section 14 of the Exchange Act and our officers, directors and principal stockholders are not subject to the insider short-swing profit disclosure and recovery provisions under Section 16 of the Exchange Act.

**I SUBSIDIARY INFORMATION**

Not applicable.

# Årsregnskap regnskapsåret 2024 for 988774863

**J ANNUAL REPORT TO SECURITY HOLDERS**

---

Not applicable.

**ITEM 11. QUANTITATIVE AND QUALITATIVE DISCLOSURES ABOUT MARKET RISK**

We are exposed to market risk from changes in interest rates related to the variable rate of the borrowings under our secured credit facilities. Amounts borrowed under the credit facilities bear interest at a rate equal to SOFR plus a margin. Increasing interest rates could affect our future profitability. In certain situations, we may enter into financial instruments to reduce the risk associated with fluctuations in interest rates. A one percentage point increase in SOFR would have increased our interest expense for the year ended December 31, 2024 by \$4.2 million based upon our debt level as of December 31, 2024 (\$4.4 million in 2023). We have only immaterial currency risk since all income and the majority of vessel expenses are in U.S. dollars.

We are exposed to credit risk from our operating activities (primarily for trade receivables) and from our financing activities, including deposits with banks and financial institutions. We seek to diversify the credit risk on our cash deposits by spreading the risk among various financial institutions. The majority of our cash is held by Nordea, DNB, OCBC, Credit Agricole, CFM Indosuez, Citibank, SBI Singapore and United Overseas Bank. Historically, the tanker markets have been volatile as a result of the many conditions and factors that can affect the price, supply and demand for tanker capacity. Changes in demand for transportation of oil over longer distances and supply of tankers to carry that oil may materially affect our revenues, profitability and cash flows. A significant part of our vessels is currently exposed to the spot market.

A discussion of our accounting policies for derivative financial instruments and further information on our exposure to market risk are included in the notes to our audited consolidated financial statements included elsewhere in this report.

**ITEM 12. DESCRIPTION OF SECURITIES OTHER THAN EQUITY SECURITIES**

Not applicable.

None.

Not applicable.

## ITEM 15. CONTROLS AND PROCEDURES

## A. DISCLOSURE CONTROLS AND PROCEDURES

As of the end of the fiscal year ended December 31, 2024 (the "Evaluation Date"), we conducted an evaluation (under the supervision and with the participation of management, including the president & chief executive officer and the chief financial officer), pursuant to Rule 13a-15 of the Exchange Act, of the effectiveness of the design and operation of our disclosure controls and procedures (as defined in Exchange Act Rules 13a-15(e) and 15d-15(e)) intended to ensure that information required to be disclosed by DHT in reports that we file or submit under the U.S. Exchange Act is (i) recorded, processed, summarized and reported within the time period specified in the SEC's rules and forms and (ii) accumulated and communicated to our management to allow timely decisions regarding required disclosure.

Based on this evaluation, our president & chief executive officer and chief financial officer concluded that as of the Evaluation Date, our disclosure controls and procedures were effective to provide reasonable assurance that material information required to be disclosed by us in reports we file or submit under the Exchange Act is recorded, processed, summarized and reported within the time periods specified in the rules and forms of the SEC. Our management has concluded that the consolidated financial statements included in this Annual Report fairly present, in all material respects, our financial position, income statement, changes in stockholders' equity and cash flows for the periods presented.

Our auditors have expressed an unqualified opinion on the consolidated financial statements as of and for the year ended December 31, 2024.

## B. MANAGEMENT'S ANNUAL REPORT ON INTERNAL CONTROL OVER FINANCIAL REPORTING

In accordance with Rule 13a-15 of the Exchange Act, the management of DHT Holdings, Inc. and its subsidiaries (the "Company") is responsible for the establishment and maintenance of adequate internal control over financial reporting for the Company. Internal control over financial reporting is a process that includes numerous controls designed to provide reasonable assurance regarding the reliability of financial reporting, and the preparation and presentation of financial statements for external purposes in accordance with generally accepted accounting principles. The Company's system of internal control over financial reporting includes those policies and procedures that (i) pertain to the maintenance of records that, in reasonable detail, accurately and fairly reflect the transactions and dispositions of the assets of the Company; (ii) provide reasonable assurance that transactions are recorded as necessary to permit preparation of financial statements in accordance with generally accepted accounting principles, and that receipts and expenditures of the Company are being made only in accordance with authorizations of management and directors of the Company; and (iii) provide reasonable assurance regarding prevention or timely detection of unauthorized acquisition, use, or disposition of the Company's assets that could have a material effect on the financial statements. Management has performed an assessment of the effectiveness of the Company's internal controls over financial reporting as of December 31, 2024 based on the provisions of Internal Control-Integrated Framework issued by the Committee of Sponsoring Organizations of the Treadway Commission ("COSO") in 2013. Based on our assessment, management has concluded that the Company's internal controls over financial reporting were effective as of December 31, 2024.

D. CHANGES IN INTERNAL CONTROL OVER FINANCIAL REPORTING

# Årsregnskap regnskapsåret 2024 for 988774863

There have been no changes in our internal control over financial reporting that occurred during the fiscal year ended December 31, 2024 that have materially affected, or are reasonably likely to materially affect, our internal control over financial reporting.

ITEM 16. RESERVED

ITEM 16A. AUDIT COMMITTEE FINANCIAL EXPERT

Our board of directors has determined that Mr. Erik Lind is an "audit committee financial expert," as defined in paragraph (b) of Item 16A of Form 20-F. Mr. Lind is "independent," as determined in accordance with the rules of the NYSE.

ITEM 16B. CODE OF ETHICS

We have adopted a Code of Business Conduct and Ethics that applies to all employees, including our president & chief executive officer (our principal executive officer) and chief financial officer (our principal accounting officer). We have posted this Code of Ethics to our website at [www.dlutankers.com](http://www.dlutankers.com), where it is publicly available. The information contained on or connected to our website is not a part of this annual report.

ITEM 16C. PRINCIPAL ACCOUNTANT FEES AND SERVICES

The following table shows the fees that the Company was billed for the audit and other services provided by Ernst & Young for the fiscal years ended December 31, 2024 and 2023.

| Fees                            | 2024              | 2023              |
|---------------------------------|-------------------|-------------------|
| Audit Fees <sup>1</sup>         | \$ 640,185        | \$ 584,867        |
| Audit-Related Fees <sup>2</sup> | 66,907            | 44,307            |
| Tax Fees <sup>3</sup>           | 8,979             | 8,935             |
| All Other Fees                  | -                 | -                 |
| <b>Total</b>                    | <b>\$ 716,071</b> | <b>\$ 638,111</b> |

1 Audit fees for 2024 and 2023 represent fees for professional services provided in connection with the audit of our consolidated financial statements as of and for the periods ended December 31, 2024 and 2023, respectively.

2 Audit-related fees for 2024 consisted of \$48,801 in respect of quarterly procedures. Audit-related fees for 2023 consisted of \$44,307 in respect of quarterly procedures.

3 Tax fees for 2024 and 2023 represent fees for professional services provided in connection with tax compliance.

The audit committee has the authority to pre-approve permissible audit-related and non-audit services to be performed by our Independent Registered Public Accounting Firm and associated fees. Engagements for proposed services either may be separately pre-approved by the audit committee or entered into pursuant to detailed pre-approval policies and procedures established by the audit committee, as long as the audit committee is informed on a timely manner of any engagement entered into on that basis. The audit committee separately pre-approved all engagements and fees paid to our Independent Registered Public Accounting Firm, Ernst & Young AS, in the fiscal years ended December 31, 2024 and 2023.

ITEM 16D. EXEMPTIONS FROM THE LISTING STANDARDS FOR AUDIT COMMITTEES

Not applicable.

|                | Number of shares purchased <sup>1</sup> | Average price paid per share | announced program | the program (USD millions) |
|----------------|---|------------------------------|-------------------|----------------------------|
| January 2024   | -                                       | \$ -                         | -                 | \$ 81.2                    |
| February 2024  | -                                       | -                            | -                 | 81.2                       |
| March 2024     | -                                       | -                            | -                 | 100.0                      |
| April 2024     | -                                       | -                            | -                 | 100.0                      |
| May 2024       | -                                       | -                            | -                 | 100.0                      |
| June 2024      | -                                       | -                            | -                 | 100.0                      |
| July 2024      | -                                       | -                            | -                 | 100.0                      |
| August 2024    | -                                       | -                            | -                 | 100.0                      |
| September 2024 | -                                       | -                            | -                 | 100.0                      |
| October 2024   | -                                       | -                            | -                 | 100.0                      |
| November 2024  | -                                       | -                            | -                 | 100.0                      |
| December 2024  | 1,481,383                               | 8.89                         | 1,481,383         | 86.8                       |
| <b>Total</b>   | <b>1,481,383</b>                        | <b>\$ 8.89</b>               | <b>1,481,383</b>  | <b>\$ 86.8</b>             |

<sup>1</sup> These shares were repurchased under the authorized share repurchase program of up to \$100 million covering the period from March 2024 to March 2025, approved by our board in March 2024.

**ITEM 16F. CHANGE IN REGISTRANT'S CERTIFYING ACCOUNTANT**

Not applicable.

**ITEM 16G. CORPORATE GOVERNANCE**

We are fully compliant with the listing standards of the NYSE applicable to foreign private issuers. Except to the extent described below and in "Item 10.B. Additional Information—Articles of Incorporation and Bylaws," our corporate governance practices do not significantly differ from those followed by U.S. companies listed on the NYSE. A general summary of the material differences between the BCA and the General Corporations Law of the State of Delaware is set forth under "Item 10.B. Additional Information—Articles of Incorporation and Bylaws—Comparison of Republic of the Marshall Islands Corporate Law to Delaware Corporate Law" above.

**Statement of Significant Differences Between Our Corporate Governance Practices and the New York Stock Exchange Corporate Governance Standards for U.S. Issuers**

Pursuant to certain exceptions for foreign private issuers, we are not required to comply with certain of the corporate governance practices followed by U.S. companies under the NYSE listing standards. However, pursuant to Section 303A.11 of the NYSE Listed Company Manual and the requirements of Form 20-F, we are required to state any significant differences between our corporate governance practices and the practices required by the NYSE. We believe that our established practices in the area of corporate governance are in line with the spirit of the NYSE standards and provide adequate protection to our stockholders. There are no significant differences between our corporate governance practices and the NYSE standards applicable to listed U.S. companies.

**ITEM 16H. MINE SAFETY DISCLOSURE**

Not applicable.

Not applicable.

**ITEM 16J. INSIDER TRADING POLICIES**

# Årsregnskap regnskapsåret 2024 for 988774863

Our board of directors has adopted an insider trading policy, which governs the purchase, sale, and other dispositions of our securities by directors, officers and employees and consultants or independent contractors engaged by our Company, that is reasonably designed to promote compliance with applicable insider trading laws, rules and regulations, and any listing standards applicable to us. A copy of our insider trading policy is attached as Exhibit 11.1 to this annual report.

**ITEM 16K. CYBERSECURITY**

**Cybersecurity Risk Management and Strategy**

Parts of our business depend on the secure operation of our computer systems to manage, process, store and transmit information. We recognize the importance of assessing, identifying and managing material risks associated with cybersecurity threats, as such term is defined in Item 106(a) of Regulation S-K. Our processes for assessing, identifying and managing material risks from cybersecurity threats include cybersecurity review of systems and applications, reviews of our cybersecurity policies, assistance of consultants, third party assessments and the implementation of various forms of IT security.

Identifying and assessing cybersecurity risk is integrated into our overall risk management systems and processes. Our processes also address cybersecurity threat risks associated with our use of third-party service providers, including those who have access to our data or our systems. In addition to our internal processes, we engage third-party cybersecurity consultants and experts to supplement our internal resources, as well as to help us assess, validate and enhance our security practices, including conducting cybersecurity maturity assessments and vulnerability assessments.

Risks from identified cybersecurity threats include, among other things, operational risks, fraud, extortion, harm to employees or customers and violation of data privacy or security laws. We describe whether and how risks from identified cybersecurity threats, including as a result of any previous cybersecurity incidents could materially affect us, including our business strategy, results of operations, or financial condition, under "Item 3.D. Risk Factors—Risks Relating to Our Company—A cyberattack could lead to a material disruption of our IT systems and the loss of business information, which may hinder our ability to conduct our business effectively and may result in lost revenues and additional costs" which is incorporated by reference into this Item 16K.

**Cybersecurity Governance**

Cybersecurity is an important part of our risk management processes and an area of focus for our board of directors and management. Our audit committee is responsible for the oversight of risks from cybersecurity threats. Members of the audit committee are, on at least an annual basis, updated by senior management, who are collectively responsible for assessing and managing cybersecurity risks as part of our overall risk management systems and processes. The Company has contracted with third-party cybersecurity consultants that provide the relevant expertise to assist senior management in assessing and managing the cybersecurity risks identified. Reporting lines within the organization, and with our third-party cybersecurity consultants, have been set up to ensure senior management is informed about cybersecurity incidents.

In addition to the above reporting processes, our board members also engage in ad hoc conversations with management on cybersecurity-related news events and discuss any updates to our cybersecurity risk management and strategy programs.

The following financial statements, together with the related report of Ernst & Young AS (PCAOB ID: 1572), an independent registered public accounting firm, are filed as part of this Annual Report:

| DHT Holdings, Inc. Consolidated Financial Statements   | Page |
|--|------|
| Reports of Independent Registered Public Accounting Firm - Ernst & Young AS (PCAOB ID: 1572)                   | F-2  |
| Consolidated Statement of Financial Position as of December 31, 2024 and 2023                                  | F-4  |
| Consolidated Income Statement for the years ended December 31, 2024, 2023 and 2022                             | F-5  |
| Consolidated Statement of Comprehensive Income for the years ended December 31, 2024, 2023 and 2022            | F-6  |
| Consolidated Statement of Changes in Stockholders' Equity for the years ended December 31, 2024, 2023 and 2022 | F-7  |
| Consolidated Statement of Cash Flow for the years ended December 31, 2024, 2023 and 2022                       | F-8  |
| Notes to the Consolidated Financial Statements for the years ended December 31, 2024, 2023 and 2022            | F-9  |

**ITEM 19. EXHIBITS**

|            |   |
|------------|---|
| <u>1.1</u> | Amended and Restated Articles of Incorporation of DHT Holdings, Inc. (incorporated by reference to Exhibit 3.1 of the Current Report on Form 6-K of DHT Holdings, Inc. for the month of June 2017, Commission File Number 001-32640).   |
| <u>1.2</u> | Amended and Restated Bylaws of DHT Holdings, Inc. (incorporated by reference to Exhibit 3.1 of the Current Report on Form 6-K of DHT Holdings, Inc. for the month of May 2022, Commission File Number 001-32640).   |
| <u>1.3</u> | Form of Common Stock Certificate of DHT Holdings, Inc. (incorporated by reference to Exhibit 2.1 of the Annual Report on Form 20-F of DHT Holdings, Inc. for the year ended December 31, 2014, Commission File Number 001-32640).   |
| <u>2.1</u> | Description of DHT Holdings, Inc.'s Securities Registered Under Section 12 of the Exchange Act.   |
| <u>4.1</u> | Investor Rights Agreement, dated as of April 20, 2017, between DHT Holdings, Inc. and BW Group Limited (incorporated by reference to Exhibit 10.1 of the Current Report on Form 6-K of DHT Holdings, Inc. for the month of April 2017, Commission File Number 001-32640).   |
| <u>4.2</u> | Danish Ship Finance Credit Facility, dated October 27, 2023 (incorporated by reference to Exhibit 4.2 of the Annual Report on Form 20-F of DHT Holdings, Inc. for the year ended December 31, 2023, Commission File Number 001-32640).  |
| <u>4.3</u> | Credit Agricole Credit Facility, dated as of June 22, 2015, as amended and restated November 29, 2022, among DHT Tiger Limited, as borrower, DHT Holdings, Inc., as guarantor, the lenders party thereto and Credit Agricole Corporate and Investment Bank, as Agent (incorporated by reference to Exhibit 4.3 of the Annual Report on Form 20-F of DHT Holdings, Inc. for the year ended December 31, 2022, Commission File Number 001-32640). |
| <u>4.4</u> | Nordea Credit Facility, dated as of June 27, 2023, among the borrowers party thereto, DHT Holdings, Inc., as guarantor, the lenders party thereto and Nordea Bank Abp, filial I Norge, as Agent (incorporated by reference to Exhibit 4.4 of the Annual Report on Form 20-F of DHT Holdings, Inc. for the year ended December 31, 2023, Commission File Number 001-32640).  |
| <u>4.5</u> | ING Credit Facility, dated as of January 26, 2023, among the borrowers party thereto, DHT Holdings, Inc., as guarantor, the lenders party thereto and ING Bank N.V., as Agent (incorporated by reference to Exhibit 4.5 of the Annual Report on Form 20-F of DHT Holdings, Inc. for the year ended December 31, 2022, Commission File Number 001-32640).  |

|                      |   |
|----------------------|---|
| <a href="#">4.7</a>  | Form 20-F of DHT Holdings, Inc. for the year ended December 31, 2019, Commission File Number 001-32640).  |
| <a href="#">4.8</a>  | Employment Agreement Addendum of Svein Moxnes Harfjeld with DHT Management S.A.M. (effective as of December 10, 2024).  |
| <a href="#">4.9</a>  | Employment Agreement of Laila Cecilie Halvorsen with DHT Management AS. (incorporated by reference to Exhibit 4.8 of the Annual Report on Form 20-F of DHT Holdings, Inc. for the year ended December 31, 2018, Commission File Number 001-32640).          |
| <a href="#">4.10</a> | Employment Agreement Addendum of Laila Cecilie Halvorsen with DHT Management AS. (incorporated by reference to Exhibit 4.9 of the Annual Report on Form 20-F of DHT Holdings, Inc. for the year ended December 31, 2018, Commission File Number 001-32640). |
| <a href="#">4.11</a> | 2019 Incentive Compensation Plan (filed as Exhibit 4.1 to our Registration Statement on Form S-8 (File No. 333-234062) with the SEC on September 26, 2019, and incorporated herein by reference).   |
| <a href="#">4.12</a> | 2022 Incentive Compensation Plan (filed as Exhibit 4.11 of the Annual Report on Form 20-F of DHT Holdings, Inc. for the year ended December 31, 2022, Commission File Number 001-32640 and incorporated herein by reference).                               |
| <a href="#">8.1</a>  | List of Significant Subsidiaries.   |
| <a href="#">11.1</a> | Insider Trading Policy.   |
| <a href="#">12.1</a> | Certification of Chief Financial Officer required by Rule 13a-14(a) (17 CFR 240.13a-14(a)) or Rule 15d-14(a) (17 CFR 240.15d-14(b)).  |
| <a href="#">12.2</a> | Certification of President & Chief Executive Officer required by Rule 13a-14(a) (17 CFR 240.13a-14(a)) or Rule 15d-14(a) (17 CFR 240.15d-14(b)).  |
| <a href="#">13.1</a> | Certification furnished pursuant to Rule 13a-14(b) (17 CFR 240.13a-14(b)) or Rule 15d-14(b) (17 CFR 240.15d-14(b)) and Section 1350 of Chapter 63 of Title 18.  |
| <a href="#">15.1</a> | Consent of Ernst & Young AS.  |
| <a href="#">97.1</a> | Clawback Policy (incorporated by reference to Exhibit 97.1 of the Annual Report on Form 20-F of DHT Holdings, Inc. for the year ended December 31, 2023, Commission File Number 001-32640).   |
| 101.INS              | XBRL Instance Document  |
| 101.SCH              | XBRL Taxonomy Extension Schema Document   |
| 101.CAL              | XBRL Taxonomy Extension Calculation Linkbase Document   |
| 101.DEF              | XBRL Taxonomy Extension Definition Linkbase Document  |
| 101.LAB              | XBRL Taxonomy Extension Label Linkbase Document   |
| 101.PRE              | XBRL Taxonomy Extension Presentation Linkbase   |
| 104                  | Cover Page Interactive Data File (embedded within the Inline XBRL document).  |

DHT HOLDINGS, INC.

# Årsregnskap regnskapsåret 2024 for 988774863

Date: March 20, 2025

By: /s/ Svein Moxnes Harfjeld

Name: Svein Moxnes Harfjeld  
Title: President & Chief Executive Officer  
(Principal Executive Officer)

DHT Holdings, Inc. Consolidated Financial Statements

Årsregnskap regnskapsåret 2024 for 988774863

Reports of Independent Registered Public Accounting Firm - Ernst & Young AS (PCAOB ID: 1572)

F-1

Consolidated Statement of Financial Position as of December 31, 2024 and 2023

F-2

Consolidated Income Statement for the years ended December 31, 2024, 2023 and 2022

F-3

Consolidated Statement of Comprehensive Income for the years ended December 31, 2024, 2023 and 2022

F-4

Consolidated Statement of Changes in Stockholders' Equity for the years ended December 31, 2024, 2023 and 2022

F-5

Consolidated Statement of Cash Flow for the years ended December 31, 2024, 2023 and 2022

F-6

Notes to the Consolidated Financial Statements for the years ended December 31, 2024, 2023 and 2022

F-7

F-8

F-9

F-1

## Opinion on the Financial Statements

We have audited the accompanying consolidated statements of financial position of DHT Holdings, Inc. (the Company), its subsidiaries and consolidated income statements, statements of comprehensive income, changes in stockholders' equity and cash flows for each of the three years in the period ended December 31, 2024, and the related notes (collectively referred to as the "consolidated financial statements"). In our opinion, the consolidated financial statements present fairly, in all material respects, the financial position of the Company at December 31, 2024 and 2023, and the results of its operations and its cash flows for each of the three years in the period ended December 31, 2024, in conformity with International Financial Reporting Standards ("IFRS® Accounting Standards") as issued by the International Accounting Standards Board ("IASB").

We also have audited, in accordance with the standards of the Public Company Accounting Oversight Board (United States) (PCAOB), the Company's internal control over financial reporting as of December 31, 2024, based on criteria established in Internal Control-Integrated Framework issued by the Committee of Sponsoring Organizations of the Treadway Commission (2013 framework) and our report dated March 20, 2025 expressed an unqualified opinion thereon.

## Basis for Opinion

These financial statements are the responsibility of the Company's management. Our responsibility is to express an opinion on the Company's financial statements based on our audits. We are a public accounting firm registered with the PCAOB and are required to be independent with respect to the Company in accordance with the U.S. federal securities laws and the applicable rules and regulations of the Securities and Exchange Commission and the PCAOB.

We conducted our audits in accordance with the standards of the PCAOB. Those standards require that we plan and perform the audit to obtain reasonable assurance about whether the financial statements are free of material misstatement, whether due to error or fraud. Our audits included performing procedures to assess the risks of material misstatement of the financial statements, whether due to error or fraud, and performing procedures that respond to those risks. Such procedures included examining, on a test basis, evidence regarding the amounts and disclosures in the financial statements. Our audits also included evaluating the accounting principles used and significant estimates made by management, as well as evaluating the overall presentation of the financial statements. We believe that our audits provide a reasonable basis for our opinion.

## Critical Audit Matter

The critical audit matter communicated below is a matter arising from the current period audit of the financial statements that was communicated or required to be communicated to the audit committee and that: (1) relates to accounts or disclosures that are material to the financial statements and (2) involved our especially challenging, subjective or complex judgments. The communication of the critical audit matter does not alter in any way our opinion on the consolidated financial statements, taken as a whole, and we are not, by communicating the critical audit matter below, providing a separate opinion on the critical audit matter or on the accounts or disclosures to which it relates.

### Vessel impairment reversals assessment

#### Description of the Matter

The carrying value of the Company's vessels was \$1,186 million as of December 31, 2024. As explained in Notes 2 and 6 to the consolidated financial statements, management assesses at each reporting date if there is an indication that an impairment recognized on its vessels in prior periods may no longer exist or may have decreased. Where indicators of reversal of impairment were identified, management assessed whether the recoverable amount based on vessel market values exceeded the carrying value, and recorded reversals of previous impairment charges of \$27.9 million for the year ended December 31, 2024.

Auditing management's assessment of reversal of previous impairment charges was complex and required significant auditor judgment around assumptions used by management in determining the vessel's market values. The most significant assumption used was shipbroker valuations, which use a combination of vessel specific inputs such as age and yard, and assumptions based on market data, including any recent comparable vessel transactions.

#### How We Addressed the Matter in Our Audit

We obtained an understanding, evaluated the design, and tested the operating effectiveness of controls over the Company's impairment reversal process, including controls over management's review of the vessels' market values.

We performed audit procedures that included, among others, comparing management's methodology against the accounting guidance under IAS 36 *Impairment of Assets*. We tested the shipbroker valuations by performing inquiries with the shipbroker regarding the valuation methodology applied and input data used and evaluated their competence, capabilities and objectivity. We tested the input data used for the valuation for the vessels by comparing the above mentioned vessel specific inputs with vessel records and supporting documentation. We further performed a comparison of the shipbroker valuations against comparable vessel sale transactions in 2024.

In addition, we recalculated the reversal of previous impairment charges and compared it against the amount recognized by management. We also assessed the adequacy of the Company's disclosures in Note 6 of the consolidated financial statements against the requirements of the relevant accounting standards.

/s/ Ernst & Young AS

We have served as the Company's auditor since 2021.

Oslo, Norway  
March 20, 2025

**Opinion on Internal Control Over Financial Reporting**

We have audited DHT Holdings, Inc.'s internal control over financial reporting as of December 31, 2024, based on the criteria established in the **Årsregnskap regnskapsåret 2024 for 988774863** published in the Annual Report on Internal Control Over Financial Reporting, and the standards of the Sponsoring Organizations of the Treadway Commission (2013 framework) (the COSO criteria). In our opinion, DHT Holdings, Inc. (the Company) maintained, in all material respects, effective internal control over financial reporting as of December 31, 2024, based on the COSO criteria.

We also have audited, in accordance with the standards of the Public Company Accounting Oversight Board (United States) (PCAOB), the 2024 consolidated financial statements of the Company and our report dated March 20, 2025 expressed an unqualified opinion thereon.

**Basis for Opinion**

The Company's management is responsible for maintaining effective internal control over financial reporting and for its assessment of the effectiveness of internal control over financial reporting included in the accompanying Management's Annual Report on Internal Control Over Financial Reporting. Our responsibility is to express an opinion on the Company's internal control over financial reporting based on our audit. We are a public accounting firm registered with the PCAOB and are required to be independent with respect to the Company in accordance with the U.S. federal securities laws and the applicable rules and regulations of the Securities and Exchange Commission and the PCAOB.

We conducted our audit in accordance with the standards of the PCAOB. Those standards require that we plan and perform the audit to obtain reasonable assurance about whether effective internal control over financial reporting was maintained in all material respects.

Our audit included obtaining an understanding of internal control over financial reporting, assessing the risk that a material weakness exists, testing and evaluating the design and operating effectiveness of internal control based on the assessed risk, and performing such other procedures as we considered necessary in the circumstances. We believe that our audit provides a reasonable basis for our opinion.

**Definition and Limitations of Internal Control Over Financial Reporting**

A company's internal control over financial reporting is a process designed to provide reasonable assurance regarding the reliability of financial reporting and the preparation of financial statements for external purposes in accordance with generally accepted accounting principles. A company's internal control over financial reporting includes those policies and procedures that (1) pertain to the maintenance of records that, in reasonable detail, accurately and fairly reflect the transactions and dispositions of the assets of the company; (2) provide reasonable assurance that transactions are recorded as necessary to permit preparation of financial statements in accordance with generally accepted accounting principles, and that receipts and expenditures of the company are being made only in accordance with authorizations of management and directors of the company; and (3) provide reasonable assurance regarding prevention or timely detection of unauthorized acquisition, use, or disposition of the company's assets that could have a material effect on the financial statements.

Because of its inherent limitations, internal control over financial reporting may not prevent or detect misstatements. Also, projections of any evaluation of effectiveness to future periods are subject to the risk that controls may become inadequate because of changes in conditions, or that the degree of compliance with the policies or procedures may deteriorate.

/s/ Ernst & Young AS

Oslo, Norway  
March 20, 2025

(Dollars in thousands)

December 31, 2024  
December 31, 2023

## Årsregnskap regnskapsåret 2024 for 988774863

|  |     | December 31,<br>2024 | December 31,<br>2023 |
|--|-----|----------------------|----------------------|
| <b>ASSETS</b>                            |     |                      |                      |
| <b>Current assets</b>                    |     |                      |                      |
| Cash and cash equivalents                | 8,9 | \$ 78,143            | \$ 74,738            |
| Accounts receivable and accrued revenues | 8,9 | 53,715               | 75,848               |
| Capitalized voyage expenses              | 4   | 2,450                | 2,549                |
| Prepaid expenses                         | 11  | 7,200                | 13,557               |
| Inventories                              | 12  | 37,688               | 33,806               |
| Asset held for sale                      | 6   | 22,693               | -                    |
| <b>Total current assets</b>              |     | <b>\$ 201,889</b>    | <b>\$ 200,498</b>    |
| <b>Non-current assets</b>                |     |                      |                      |
| Vessels                                  | 6   | 1,185,576            | 1,283,710            |
| Vessels under construction               | 6   | 93,178               | -                    |
| Vessel upgrades                          | 6   | -                    | 10                   |
| Other property, plant and equipment      | 6   | 4,589                | 6,649                |
| Goodwill                                 | 16  | 1,356                | 1,356                |
| <b>Total non-current assets</b>          |     | <b>\$ 1,284,698</b>  | <b>\$ 1,291,725</b>  |
| <b>Total assets</b>                      |     | <b>\$ 1,486,587</b>  | <b>\$ 1,492,223</b>  |
| <b>LIABILITIES AND EQUITY</b>            |     |                      |                      |
| <b>Current liabilities</b>               |     |                      |                      |
| Accounts payable and accrued expenses    | 7,8 | 23,436               | 20,493               |
| Current portion long-term debt           | 8,9 | 78,649               | 30,300               |
| Other current liabilities                | 8   | 1,389                | 1,418                |
| Deferred shipping revenues               | 4   | 6,139                | 4,394                |
| <b>Total current liabilities</b>         |     | <b>\$ 109,613</b>    | <b>\$ 56,605</b>     |
| <b>Non-current liabilities</b>           |     |                      |                      |
| Long-term debt                           | 8,9 | 330,775              | 398,425              |
| Other non-current liabilities            |     | 3,497                | 5,527                |
| <b>Total non-current liabilities</b>     |     | <b>\$ 334,273</b>    | <b>\$ 403,952</b>    |
| <b>Total liabilities</b>                 |     | <b>\$ 443,886</b>    | <b>\$ 460,557</b>    |
| <b>Equity</b>                            |     |                      |                      |
| Common stock at par value                | 10  | 1,600                | 1,610                |
| Additional paid-in capital               |     | 1,217,651            | 1,228,254            |
| Accumulated deficit                      |     | (186,321)            | (206,477)            |
| Translation differences                  |     | 39                   | 201                  |
| Other reserves                           |     | 5,273                | 3,566                |
| Total equity attributable to the Company |     | \$ 1,038,242         | \$ 1,027,153         |
| Non-controlling interest                 |     | \$ 4,459             | \$ 4,513             |
| <b>Total equity</b>                      |     | <b>\$ 1,042,701</b>  | <b>\$ 1,031,667</b>  |
| <b>Total liabilities and equity</b>      |     | <b>\$ 1,486,587</b>  | <b>\$ 1,492,223</b>  |

The footnotes are an integral part of these consolidated financial statement

(Dollars in thousands, except share and per share amounts)

# Årsregnskap regnskapsåret 2024 for 988774863

|  |     | Year ended<br>December 31,<br>2024 | Year ended<br>December 31,<br>2023 | Year ended<br>December 31,<br>2022 |
|--|-----|------------------------------------|------------------------------------|------------------------------------|
| Shipping revenues  | 3,4 | \$ 567,835                         | \$ 556,075                         | \$ 450,381                         |
| Other revenues   | 4   | 3,938                              | 4,481                              | 3,764                              |
| <b>Total revenues</b>                                      |     | <b>\$ 571,773</b>                  | <b>\$ 560,556</b>                  | <b>\$ 454,146</b>                  |
| Gain on sale of vessels                                    | 6   | -                                  | -                                  | 19,513                             |
| <b>Operating expenses</b>                                  |     |                                    |                                    |                                    |
| Voyage expenses  | 11  | (179,623)                          | (165,667)                          | (185,502)                          |
| Vessel operating expenses                                  | 11  | (78,594)                           | (75,429)                           | (73,809)                           |
| Depreciation and amortization                              | 6   | (111,884)                          | (108,902)                          | (123,255)                          |
| Reversal of prior impairment charges                       | 6   | 27,909                             | -                                  | -                                  |
| General and administrative expense                         | 11  | (18,944)                           | (17,448)                           | (16,889)                           |
| <b>Total operating expenses</b>                            |     | <b>\$ (361,136)</b>                | <b>\$ (367,447)</b>                | <b>\$ (399,455)</b>                |
| <b>Operating income</b>                                    |     | <b>\$ 210,637</b>                  | <b>\$ 193,110</b>                  | <b>\$ 74,204</b>                   |
| Share of profit from associated companies                  | 16  | -                                  | -                                  | 1,327                              |
| Interest income  |     | 3,918                              | 4,485                              | 1,076                              |
| Interest expense   |     | (30,399)                           | (33,061)                           | (26,197)                           |
| Fair value gain/(loss) on derivative financial liabilities | 8   | -                                  | (504)                              | 14,983                             |
| Other financial (expense)/income                           |     | (2,088)                            | (1,984)                            | (2,826)                            |
| <b>Profit/(loss) before tax</b>                            |     | <b>\$ 182,069</b>                  | <b>\$ 162,046</b>                  | <b>\$ 62,567</b>                   |
| Income tax expense   | 15  | (608)                              | (649)                              | (587)                              |
| <b>Profit/(loss) for the year</b>                          |     | <b>\$ 181,460</b>                  | <b>\$ 161,397</b>                  | <b>\$ 61,979</b>                   |
| Attributable to the owners of non-controlling interest     |     | \$ 84                              | \$ 43                              | \$ 459                             |
| <b>Attributable to the owners of parent</b>                |     | <b>\$ 181,377</b>                  | <b>\$ 161,353</b>                  | <b>\$ 61,520</b>                   |
| <b>Attributable to the owners of parent:</b>               |     |                                    |                                    |                                    |
| Basic earnings/(loss) per share                            |     | \$ 1.12                            | \$ 0.99                            | \$ 0.37                            |
| Diluted earnings/(loss) per share                          |     | \$ 1.12                            | \$ 0.99                            | \$ 0.37                            |
| Weighted average number of shares (basic)                  | 5   | 161,354,507                        | 162,178,499                        | 164,692,954                        |
| Weighted average number of shares (diluted)                | 5   | 161,441,782                        | 162,356,735                        | 164,850,091                        |

The footnotes are an integral part of these consolidated financial statement

(Dollars in thousands)

# Årsregnskap regnskapsåret 2024 for 988774863

|  | Year ended<br>December 31,<br>2024 | Year ended<br>December 31,<br>2023 | Year ended<br>December 31,<br>2022 |
|--|------------------------------------|------------------------------------|------------------------------------|
| <b>Profit/(loss) for the year</b>  | <u>\$ 181,460</u>                  | <u>\$ 161,397</u>                  | <u>\$ 61,979</u>                   |
| <b>Other comprehensive income/(loss):</b>  |                                    |                                    |                                    |
| <b>Items that will not be reclassified subsequently to profit or loss:</b>                   |                                    |                                    |                                    |
| Remeasurement of defined benefit obligation, net of tax                                      | 176                                | (494)                              | (101)                              |
| <b>Items that may be reclassified subsequently to profit or loss:</b>                        |                                    |                                    |                                    |
| Exchange gain/(loss) on translation of foreign currency denominated associate and subsidiary | (300)                              | 115                                | 101                                |
| <b>Total comprehensive income/(loss) for the period net of tax</b>                           | <u>\$ 181,336</u>                  | <u>\$ 161,017</u>                  | <u>\$ 61,979</u>                   |
| Attributable to the owners of non-controlling interest                                       | \$ (54)                            | \$ 95                              | \$ 523                             |
| <b>Attributable to the owners of parent</b>  | <u>17 \$ 181,390</u>               | <u>\$ 160,922</u>                  | <u>\$ 61,456</u>                   |

The footnotes are an integral part of these consolidated financial statement

F-6

(Dollars in thousands, except per share data)

|  | Shares             | Amount          | Paid-in<br>Additional<br>Capital | Treasury<br>Shares | Accumulated<br>Deficit | Translation<br>Adjustment | Other           | Non-<br>Controlling<br>Interest | Total               |
|--|--------------------|-----------------|----------------------------------|--------------------|------------------------|---------------------------|-----------------|---------------------------------|---------------------|
| <b>Balance at January 1, 2022</b>                    | <b>166,126,770</b> | <b>\$ 1,661</b> | <b>\$1,264,000</b>               | <b>\$ -</b>        | <b>\$ (22,405)</b>     | <b>\$ 101</b>             | <b>\$ 3,968</b> | <b>\$ 34</b>                    | <b>\$ 1,047,359</b> |
| Profit for the year                                  | 5                  | -               | -                                | -                  | 61,520                 | -                         | -               | 450                             | 61,979              |
| Other comprehensive income/(loss)                    | -                  | -               | -                                | -                  | (101)                  | 37                        | -               | 64                              | (1)                 |
| Total comprehensive income/(loss)                    | -                  | -               | -                                | -                  | 61,419                 | 37                        | -               | 523                             | 61,979              |
| Cash dividends declared and paid                     | 10                 | -               | -                                | -                  | (19,679)               | -                         | -               | -                               | (19,679)            |
| Purchase of treasury shares                          | 10                 | -               | -                                | (24,758)           | -                      | -                         | -               | -                               | (24,758)            |
| Retirement of treasury shares                        | 10                 | (4,326,379)     | (43)                             | (24,715)           | -                      | -                         | -               | -                               | -                   |
| Adjustment related to non-controlling interest       | -                  | -               | -                                | -                  | -                      | -                         | -               | 4,452                           | 4,452               |
| Compensation related to options and restricted stock | 10,11              | 852,948         | 9                                | 4,469              | -                      | -                         | (345)           | -                               | 4,133               |
| <b>Balance at December 31, 2022</b>                  | <b>162,653,339</b> | <b>\$ 1,627</b> | <b>\$1,243,754</b>               | <b>\$ -</b>        | <b>\$ (180,664)</b>    | <b>\$ 138</b>             | <b>\$ 3,623</b> | <b>\$ 5,008</b>                 | <b>\$ 1,073,486</b> |
| <b>Balance at January 1, 2023</b>                    | <b>162,653,339</b> | <b>\$ 1,627</b> | <b>\$1,243,754</b>               | <b>\$ -</b>        | <b>\$ (180,664)</b>    | <b>\$ 138</b>             | <b>\$ 3,623</b> | <b>\$ 5,008</b>                 | <b>\$ 1,073,486</b> |
| Profit for the year                                  | 5                  | -               | -                                | -                  | 161,353                | -                         | -               | 43                              | 161,397             |
| Other comprehensive income/(loss)                    | -                  | -               | -                                | -                  | (494)                  | 63                        | -               | 52                              | (380)               |
| Total comprehensive income/(loss)                    | -                  | -               | -                                | -                  | 160,859                | 63                        | -               | 95                              | 161,017             |
| Cash dividends declared and paid                     | 10                 | -               | -                                | -                  | (186,672)              | -                         | -               | (590)                           | (187,262)           |
| Purchase of treasury shares                          | 10                 | -               | -                                | (18,808)           | -                      | -                         | -               | -                               | (18,808)            |
| Retirement of treasury shares                        | 10                 | (2,209,927)     | (22)                             | (18,786)           | 18,808                 | -                         | -               | -                               | -                   |
| Compensation related to options and restricted stock | 10,11              | 556,130         | 6                                | 3,285              | -                      | -                         | (57)            | -                               | 3,233               |
| <b>Balance at December 31, 2023</b>                  | <b>160,999,542</b> | <b>\$ 1,610</b> | <b>\$1,228,254</b>               | <b>\$ -</b>        | <b>\$ (206,477)</b>    | <b>\$ 201</b>             | <b>\$ 3,566</b> | <b>\$ 4,513</b>                 | <b>\$ 1,031,667</b> |
| <b>Balance at January 1, 2024</b>                    | <b>160,999,542</b> | <b>\$ 1,610</b> | <b>\$1,228,254</b>               | <b>\$ -</b>        | <b>\$ (206,477)</b>    | <b>\$ 201</b>             | <b>\$ 3,566</b> | <b>\$ 4,513</b>                 | <b>\$ 1,031,667</b> |
| Profit for the year                                  | 5                  | -               | -                                | -                  | 181,377                | -                         | -               | 84                              | 181,460             |
| Other comprehensive income/(loss)                    | -                  | -               | -                                | -                  | 176                    | (162)                     | -               | (138)                           | (124)               |
| Total comprehensive income/(loss)                    | -                  | -               | -                                | -                  | 181,552                | (162)                     | -               | (54)                            | 181,336             |
| Cash dividends declared and paid                     | 10                 | -               | -                                | -                  | (161,396)              | -                         | -               | -                               | (161,396)           |
| Purchase of treasury shares                          | 10                 | -               | -                                | (13,196)           | -                      | -                         | -               | -                               | (13,196)            |
| Retirement of treasury shares                        | 10                 | (1,481,383)     | (15)                             | (13,181)           | -                      | -                         | -               | -                               | -                   |
| Compensation related to options and restricted stock | 10,11              | 464,945         | 5                                | 2,578              | -                      | -                         | 1,707           | -                               | 4,290               |
| <b>Balance at December 31, 2024</b>                  | <b>159,983,104</b> | <b>\$ 1,600</b> | <b>\$1,217,651</b>               | <b>\$ -</b>        | <b>\$ (186,321)</b>    | <b>\$ 39</b>              | <b>\$ 5,273</b> | <b>\$ 4,459</b>                 | <b>\$ 1,042,701</b> |

1 Other reserves are related to share-based payments.

The footnotes are an integral part of these consolidated financial statement

(Dollars in thousands)

# Årsregnskap regnskapsåret 2024 for 988774863

|   |     | Year ended<br>December 31,<br>2024 | Year ended<br>December 31,<br>2023 | Year ended<br>December 31,<br>2022 |
|---|-----|------------------------------------|------------------------------------|------------------------------------|
| <b>Cash flows from operating activities</b>                     |     |                                    |                                    |                                    |
| Profit/(loss) for the year                                      |     | \$ 181,460                         | \$ 161,397                         | \$ 61,979                          |
| <i>Items included in net income not affecting cash flows:</i>   |     |                                    |                                    |                                    |
| Depreciation and amortization                                   | 6   | 111,884                            | 108,902                            | 123,255                            |
| Reversal of prior impairment charges                            | 6   | (27,909)                           | -                                  | -                                  |
| Amortization of deferred debt issuance cost                     |     | 2,628                              | 2,972                              | 2,902                              |
| (Gain) / loss, disposal of property, plant and equipment        |     | -                                  | 18                                 | -                                  |
| (Gain)/loss, sale of vessel                                     | 6   | -                                  | -                                  | (19,513)                           |
| Fair value (gain)/loss on derivative financial liabilities      | 8   | -                                  | 504                                | (14,983)                           |
| Impairment of equity accounted investment                       | 16  | -                                  | -                                  | 637                                |
| Compensation related to options and restricted stock            | 11  | 4,290                              | 3,233                              | 4,133                              |
| Net foreign exchange differences                                |     | 10                                 | (32)                               | (73)                               |
| (Gain)/loss modification of debt                                | 8   | -                                  | (693)                              | (669)                              |
| Share of profit in associated companies                         | 16  | -                                  | -                                  | (1,327)                            |
| <i>Changes in operating assets and liabilities:</i>             |     |                                    |                                    |                                    |
| Accounts receivable and accrued revenues                        | 8   | 22,133                             | (16,383)                           | (28,703)                           |
| Capitalized voyage expenses                                     | 4   | 99                                 | 230                                | (1,403)                            |
| Prepaid expenses  | 11  | 6,358                              | (3,007)                            | (3,537)                            |
| Accounts payable and accrued expenses                           | 7   | (163)                              | (5,232)                            | 5,573                              |
| Deferred shipping revenues                                      | 4   | 1,745                              | 222                                | (693)                              |
| Inventories   | 12  | (3,882)                            | (738)                              | 327                                |
| <b>Net cash provided by operating activities</b>                |     | <b>\$ 298,654</b>                  | <b>\$ 251,411</b>                  | <b>\$ 127,906</b>                  |
| <b>Cash flows from investing activities</b>                     |     |                                    |                                    |                                    |
| Investment in vessels   | 6   | (6,687)                            | (128,081)                          | (9,902)                            |
| Investment in vessels under construction                        | 6   | (90,196)                           | -                                  | -                                  |
| Proceeds from sale of vessels                                   | 6   | -                                  | -                                  | 112,399                            |
| Purchase of non-controlling interest in subsidiary              |     | -                                  | -                                  | (2)                                |
| Acquisition of subsidiary, net of cash paid                     | 16  | -                                  | -                                  | 8,267                              |
| Proceeds from sale of derivatives                               |     | -                                  | 3,256                              | -                                  |
| Investment in other property, plant and equipment               |     | (149)                              | (152)                              | (243)                              |
| <b>Net cash (used in)/provided by investing activities</b>      |     | <b>\$ (97,032)</b>                 | <b>\$ (124,977)</b>                | <b>\$ 110,518</b>                  |
| <b>Cash flows from financing activities</b>                     |     |                                    |                                    |                                    |
| Cash dividends paid   | 10  | (161,396)                          | (186,672)                          | (19,679)                           |
| Dividends paid to non-controlling interest                      |     | -                                  | (590)                              | -                                  |
| Repayment principal element of lease liability                  | 8   | (1,390)                            | (1,424)                            | (1,090)                            |
| Issuance of long-term debt                                      | 8,9 | 85,000                             | 339,633                            | 4,008                              |
| Purchase of treasury shares                                     | 10  | (13,196)                           | (18,808)                           | (24,758)                           |
| Repayment of long-term debt                                     | 8,9 | (106,927)                          | (309,902)                          | (131,825)                          |
| <b>Net cash used in financing activities</b>                    |     | <b>\$ (197,908)</b>                | <b>\$ (177,763)</b>                | <b>\$ (173,343)</b>                |
| Net (decrease)/increase in cash and cash equivalents            |     | 3,713                              | (51,329)                           | 65,081                             |
| Net foreign exchange difference                                 |     | (308)                              | 119                                | 209                                |
| Cash and cash equivalents at beginning of period                |     | 74,738                             | 125,948                            | 60,658                             |
| <b>Cash and cash equivalents at end of period</b>               | 8,9 | <b>\$ 78,143</b>                   | <b>\$ 74,738</b>                   | <b>\$ 125,948</b>                  |
| <b>Specification of items included in operating activities:</b> |     |                                    |                                    |                                    |
| Interest paid   |     | \$ 31,257                          | \$ 29,480                          | \$ 23,450                          |
| Interest received   |     | \$ 3,842                           | \$ 5,076                           | \$ 1,481                           |

The footnotes are an integral part of these consolidated financial statement

**Note 1 – General information**

DHT Holdings, Inc. (“DHT” or the “parent company”) is a company incorporated under the laws of the United States of America, with its principal executive office located at Clarendon House, 2 Church Street, Hamilton HM 11, Bermuda. **Årsregnskap regnskapsåret 2024 for 988774863**

---

The Company has 35 subsidiaries, of which 31 are wholly owned. Of the wholly owned subsidiaries, 21 are Marshall Island companies, seven are Cayman Islands companies, two are Singaporean companies and one is a Norwegian company. 17 Marshall Islands subsidiaries and seven Cayman Islands subsidiaries are vessel-owning companies (the “vessel subsidiaries”). The primary activity of each of the vessel subsidiaries is the ownership and operation of a vessel. Additionally, four Marshall Islands subsidiaries are related to newbuilding contracts. The Company also has a Monegasque company, in which the Company has a 99% ownership interest, a Singaporean company, in which the Company has a 53% ownership interest and its 100% subsidiaries, a Singaporean company and an Indian company, in each of which the Company indirectly has a 53% ownership interest.

Our principal activity is the ownership and operation of a fleet of crude oil carriers. As of December 31, 2024 our fleet consisted of 24 very large crude carriers, or “VLCCs,” which are tankers ranging in size from 270,000 to 320,000 deadweight tons, or “dwt.” Our fleet principally operates on international routes and has a combined carrying capacity of 7,479,177 dwt.

With regards to amounts in the financial statements, these are shown in USD thousands.

**Note 2 – Material accounting policies***Statement of compliance*

The consolidated financial statements have been prepared in accordance with International Financial Reporting Standards (“IFRS® Accounting Standards”) as issued by the International Accounting Standards Board (“IASB”).

*Basis of preparation*

The financial statements have been prepared on a historical cost basis.

Historical cost is generally based on the fair value of the consideration given in exchange for assets. The financial statements have been prepared on a going concern basis.

The material accounting policy information is set out below.

The consolidated financial statements comprise the financial statements of DHT Holdings, Inc. and entities controlled by the parent company (and its subsidiaries).

Unless otherwise specified, all subsequent references to the "Company" refer to DHT Holdings, Inc. and its subsidiaries. Control is achieved where the Company has power over the investee, is exposed or has the rights to variable returns from its investment with an entity and has the ability to affect those returns.

## Arsregnskap regnskapsåret 2024 for 988774863

The results of subsidiaries acquired or disposed during the year are included in the consolidated financial statements from the effective date of acquisition or up to the effective date of disposal, as appropriate.

The financial statements of the subsidiaries are prepared for the same reporting period as the parent company, using consistent accounting policies. All intercompany balances and transactions have been eliminated upon consolidation.

Acquisitions made by the Company which do not qualify as a business combination under IFRS 3 *Business Combinations* are accounted for as asset acquisitions.

### *Business combinations*

Effective May 31, 2022, DHT acquired an additional 3% equity interest in Goodwood, resulting in a total ownership of 53%. The acquisition of the additional shares was accounted for using the acquisition method as a business combination achieved in stages, otherwise known as a step acquisition. The previously held equity interests in the acquiree were remeasured to fair value, and the resulting loss was recognized under other financial (expense)/income in the consolidated income statement.

### *Cash and cash equivalents*

Cash and cash equivalents are recorded at their nominal amount in the statement of financial position and comprise of cash deposits and cash on hand.

### *Vessels*

Vessels are stated at historical cost, less accumulated depreciation and accumulated impairment losses. Historical costs include expenditures that are directly attributable to the acquisition of these vessels. Depreciation is calculated on a straight-line basis over the useful life of the vessels, taking residual values into consideration, and adjusted for impairment charges or reversal of prior impairment charges, if any.

The Company reviews estimated useful lives and residual values each year with the effect of any changes in estimate accounted for on a prospective basis. The estimated useful life of the vessels may change due to technological developments as well as environmental, legal and industry requirements. The Company believes 20 years to be a reasonable estimate for a vessel's commercial life. Each vessel's residual value is equal to the product of its lightweight tonnage and an estimated scrap rate per ton.

Capitalized exhaust gas cleaning systems costs are depreciated on a straight-line basis from the time of installation of the equipment to the end of the estimated useful life. The exhaust gas cleaning systems are estimated to have a useful life of three years.

Please refer to the *Use of estimates* section for further details.

### *Asset held for sale*

Vessels are classified separately as held for sale as part of current assets in the statement of financial position when their carrying amount will be recovered through a sale of transaction rather than continuing use. Vessels classified as held for sale are measured at the lower of their carrying amount and fair value less cost to sell. Costs to sell are the incremental costs directly attributable to the disposal of the vessel, excluding finance costs and income tax expense. The criteria for held for sale classification is regarded as met only when the sale is highly probable and the asset is available for immediate sale in its present condition. Actions required to complete the sale should indicate that it is unlikely that significant changes to the sale will be made or that the decision to sell will be withdrawn. Management must be committed to the plan to sell the asset and the sale expected to be completed within one year from the date of the classification. Once classified as held for sale, vessels are no longer depreciated or amortized.

### *Vessels under construction*

Newbuildings represent vessels under construction and are accounted for in accordance with progress payments to the shipyard and capitalized borrowing costs. The progress payments align with the milestones that are usually part of a newbuilding contract: signing or receipt of refund guarantee, steel cutting, keel laying, launching and delivery. All progress payments are guaranteed by refund guarantees provided by the shipyards. Vessels under construction are presented at cost less identified impairment losses, if any. Borrowing costs are capitalized during construction of newbuildings based on accumulated expenditures for the applicable vessel at the Company's current weighted average rate of borrowing. The Company does not have any specific borrowing related to the newbuilding contracts.

Advances related to capital expenditures are recorded in the statement of financial position as "Vessel upgrades" under non-current assets. Vessel upgrades will be capitalized and reclassified to "Vessels" under non-current assets upon completion of maintenance.

#### *Docking and survey expenditure*

## Årsregnskap regnskapsåret 2024 for 988774863

The Company's vessels are required to be drydocked every 30 to 60 months. The Company capitalizes drydocking costs as part of the relevant vessel and depreciates those costs on a straight-line basis from the completion of a drydocking to the estimated completion of the next drydocking. The residual value of such capital expenses is estimated at nil. Costs related to ordinary maintenance performed during drydocking are charged to the income statement as part of vessel operating expenses for the period which they are incurred.

#### *Impairment of vessels and reversal of prior impairment*

The carrying amounts of vessels held and used are reviewed for potential impairment at the end of each reporting period or whenever changes in circumstances indicate that the carrying amount of a particular asset may not be fully recoverable. An asset's recoverable amount is the higher of an asset's or cash generating unit's ("CGU") fair value less cost of disposal based on third-party broker valuations and its value in use and is determined for each individual asset, unless the asset does not generate cash inflows that are largely independent of those other assets or groups of assets. The Company views each vessel as a separate CGU. Where the carrying amount of an asset or CGU exceeds its recoverable amount, the asset is considered impaired and is written down to its recoverable amount. Such impairment is recognized in the income statement. In assessing value in use, the estimated future cash flows are discounted to their present value using a discount rate that reflects current market assessments of the time value of money and the risks specific to the asset.

The Company assesses at each reporting date if there is any indication that an impairment recognized in prior period may no longer exist or may have decreased. A previously recognized impairment loss is reversed only if there has been a change in the estimates used to determine the recoverable amount, however, not to an extent higher than the carrying amount that would have been determined, had no impairment loss been recognized in prior years. Such reversals are recognized in the income statement.

#### *Inventories*

Inventories consist mainly of bunkers, which are stated at the lower of cost and net realizable value. Cost is determined using the first-in, first-out ("FIFO") method and includes expenditures incurred in acquiring the bunkers and delivery cost less discounts. Bunker expenses are recognized as part of voyage expenses in the consolidated income statement upon consumption.

#### *Property, plant and equipment other than vessels and ROU assets*

The Company's other property, plant and equipment consist mainly of the Company's fixtures, furniture and computer equipment. The fixtures, furniture and computer equipment are stated at historical cost less accumulated depreciation and any impairment charges. Depreciations are calculated on a straight-line basis over the asset's expected useful life and adjusted for any impairment charges. Ordinary repairs and maintenance costs are charged to the income statement during the financial period in which they are incurred.

#### *Leases - DHT as lessee*

The Company assesses whether a contract is or contains a lease at inception of the contract. The Company currently has one category of lease related to leased office space in Monaco, Norway, Singapore and India where the Company is a lessee.

The lease liability is initially measured at present value of the lease payments that are not paid at the commencement date. The right-of-use ("ROU") assets comprise the initial measurement of the corresponding lease liability, lease payments made at or before the commencement day, less any lease incentives received and any initial direct costs. The Company's ROU assets are presented as part of the other property, plant and equipment in the statement of financial position.

lease payments made. The ROU assets are measured at cost less accumulated depreciation and impairment losses.

The Company remeasures the lease liability and makes a corresponding adjustment to the related ROU asset whenever the lease or the lease term changes.

*Revenue and expense recognition*

## Årsregnskap regnskapsåret 2024 for 988774863

The Company recognizes revenue from the following major sources:

---

- Revenue from time charters
- Revenue from spot charters

Revenues from time charters are accounted for as operating leases and are thus recognized on a straight-line basis over the rental periods of such charters. Revenue is recognized from delivery of the vessel to the charterer until the end of the lease term. For vessels on time charters, where the Company is a lessor, the time charter contract contains a lease component, which is the right to use the specified ship, and a non-lease component, which is the operation and maintenance of the ship. Technical management service components are accounted for in accordance with IFRS 15 *Revenue from Contracts with Customers* and the lease components are accounted for in accordance with IFRS 16 *Leases*. The service elements are recognized as revenue as the service is being delivered (over time) and the timing of this coincides with timing of revenue recognized for the leasing element.

The Company has entered into time charters where the Company has the opportunity to earn additional hire when vessel earnings exceed the basic hire amounts set forth in the charters. Additional hire, if any, is calculated and paid either monthly or on a voyage-by-voyage basis in arrears and recognized as revenue in the period in which it was earned.

Revenues from spot charterers, otherwise known as voyage charter revenues, are recognized ratably over the estimated length of each voyage, calculated on a load-to-discharge basis.

Revenue is measured based on the consideration to which the Company expects to be entitled in a contract with a customer and excludes amounts collected on behalf of third parties. The Company recognizes revenue when it transfers control of a product or service to a customer.

Other revenue primarily comprises revenues earned from the technical management of third party vessels and is recognized over time following the timing of satisfaction of the performance obligation.

Voyage expenses, primarily bunker expenses, are capitalized between the previous discharge port, or contract date if later, and the next load port if they qualify as fulfilment cost. To recognize costs incurred to fulfil a contract as an asset, the following criteria shall be met: (i) the costs relate directly to the contract, (ii) the costs generate or enhance resources of the entity that will be used in satisfying performance obligations in the future and (iii) the costs are expected to be recovered.

Vessel operating expenses are expensed when incurred and include crew costs, vessel stores and supplies, lubricating oils, maintenance and repairs, insurance and communication costs.

*Gains and losses on sale of vessels*

Gains and losses on the sale of vessels are reported as a separate line item in the consolidated income statement. For the sale of vessels, transfer of control usually occurs upon delivery of the vessel to the new owner.

Financial liabilities, including debt, are initially measured at fair value, net of borrowing costs. Financial liabilities are subsequently measured at amortized cost using the effective interest method, with interest expense recognized on an effective yield basis.

The effective interest method is a method of calculating the amortized cost of a financial liability and the effective interest expense over the term of the liability. The effective interest rate is the rate that exactly discounts estimated future cash payments through the expected life of the financial liability, or, where appropriate, a shorter period.

---

*Financial assets*

(a) Receivables

Trade receivables are measured at amortized cost using the effective interest method, less any impairment. Normally, the interest element could be disregarded since the receivables are short term. The Company regularly reviews its accounts receivables and estimates the amount of uncollectible receivables each period and establishes an allowance for uncollectible amounts. The amount of the allowance is based on the age of unpaid amounts, information about the current financial strength of customers and other relevant information.

(b) Derivatives

The Company has previously utilized interest rate swaps to convert part of its interest-bearing debt from floating to fixed rate.

The derivatives were initially recognized at fair value at the date the derivative contract was entered into and was subsequently re-measured to their fair value at each reporting date. Any resulting gain or loss was recognized in fair value gain/(loss) on derivative financial liabilities. The interest rate swaps did not qualify for hedge accounting. The Company is currently not utilizing interest rate swaps to convert part of its interest-bearing debt from floating to fixed rate.

*Derecognition of financial assets and financial liabilities*

The Company derecognizes a financial asset only when the contractual rights to cash flows from the asset expire, or when it transfers the financial asset and substantially all risks and reward of ownership of the asset to another entity.

The Company derecognizes financial liabilities when, and only when, the Company's obligations are discharged, cancelled, or expire.

*Foreign currency*

The functional currency of the parent company and each of the vessel subsidiaries is the U.S. dollar. This is because the Company's vessels operate in international shipping markets, in which revenues and expenses are settled in U.S. dollars, and the Company's most significant assets and liabilities in the form of vessels and related liabilities are denominated in U.S. dollars. For the purposes of presenting these consolidated financial statements, the assets and liabilities of the Company's foreign operations are translated into U.S. dollars using exchange rates prevailing at the end of each reporting period. Income and expense items are translated at the average exchange rates for the period, unless exchange rates fluctuate significantly during the period, in which case the exchange rates at the date of the transactions are used. Exchange differences arising, if any, are recognized in other comprehensive income and accumulated in equity.

*Classification in the Statement of Financial Position*

Current assets and current liabilities include items due 12 months or less from the reporting date and items related to the operating cycle, if longer, liabilities for which the Company does not have the unconditional right to defer settlement beyond 12 months from the reporting date, and items primarily held for trading. The current portion of long-term debt is included as current liabilities. Assets other than those described above are classified as non-current assets.

could become repayable within 12 months after the reporting date. The Company's financial covenants are described in Note 9.

#### *Related parties*

Parties are related if one party has the ability, directly or indirectly, to control the other party or exercise significant influence over the other party and the reporting entity, or if the reporting entity and the other party are related if they are subject to common control or common significant influence. Key management personnel of the Company are also related parties. All transactions between the related parties are recorded at estimated market value. See Note 13 for further information.

#### *Taxes*

The Company is a foreign corporation that is not subject to United States federal income taxes. Further, the Company is not subject to income taxes or tax reporting requirements imposed by the Marshall Islands, the country in which it is incorporated.

The subsidiaries acting as management companies domiciled in Monaco, Norway, Singapore and India are taxable in local jurisdictions.

Income tax expense represents the sum of the taxes currently payable and deferred tax. Taxes payable are provided based on taxable profits at the current tax rate. Deferred taxes are recognized on differences between the carrying amounts of assets and liabilities in the financial statements and the corresponding tax bases used in the computation of taxable profit. Deferred tax liabilities are generally recognized for all temporary differences and deferred tax assets are recognized to the extent that it is probable that taxable profits will be available against which deductible temporary differences can be utilized.

#### *Accumulated deficit*

Accumulated deficit is the cumulative amount of prior year profit and loss and dividends paid.

#### *Treasury shares*

When the Company repurchases its own shares, the amount of the consideration paid, including directly attributable costs, is classified as treasury shares and recognized as a deduction from equity. No gain or loss is recognized in profit or loss on the purchase or the retirement of shares.

#### *Additional paid-in capital*

Additional paid-in capital represents the excess amount paid over the par value of the shares issued.

#### *Segment information*

DHT's primary business is operating a fleet of crude oil tankers, with a secondary activity of providing technical management services. The Company is organized and managed as one segment based on the nature and financial effects of the business activities which it engages and the economic environment in which it operates. The consolidated operating results are regularly reviewed by the Company's chief operating decision maker, the President & Chief Executive Officer, and the Company does not monitor performance by geographical areas.

#### *Fair value measurement*

A number of the Company's accounting policies and disclosures require the measurement of fair values, both financial and non-financial assets and liabilities. Fair values are categorized into different levels in a fair value hierarchy based on the inputs used in the valuation techniques.

- Note 6 – Vessels, subsidiaries and other property, plant and equipment
- Note 8 – Financial instruments
- Note 11 – Operating expenses

## Årsregnskap regnskapsåret 2024 for 988774863

### *Use of estimates and assumptions*

The preparation of financial statements in conformity with IFRS Accounting Standards requires management to make estimates and assumptions that affect the amounts reported in the financial statements and accompanying notes. Actual results could differ from those estimates. Areas where significant estimates and assumptions have been applied are:

- **Depreciation:** As described above, the Company reviews estimated useful lives and residual values each year. Estimated useful lives may change due to changed end-user requirements, costs related to maintenance and upgrades, technological development and competition as well as industry, environmental and legal requirements. In addition, residual value may vary due to changes in market prices on scrap.
- **Value in use:** As described in Note 6, in assessing “value in use,” the estimated future cash flows are discounted to their present value. In developing estimates of future cash flows, we must make significant assumptions about future charter rates, future use of vessels, ship operating expenses, drydocking expenditures, utilization rates, fixed commercial and technical management fees, residual value of vessels, the estimated remaining useful lives of the vessels, and the discount rate.
- **Fair value less cost of disposal:** The Company uses a market approach to determine the fair value of vessels. The key inputs used are valuations (“market values”) from brokers, which are corroborated by management against market transactions for similar types of vessels. The Company believes that these valuations represent an important source of information in estimating fair value. The main valuation assumption used by the broker is that there is a “willing seller and a willing buyer” at arm’s length. Furthermore, the valuation assumes vessels being sold individually, i.e., not in block-deals, which involves the sale of more than one vessel, as this might affect the price of the vessels. The valuation is provided on a gross basis, not considering relevant transactions costs to conclude a sale. Based on prior sale of vessels, the Company assumes that the cost of disposal mainly consists of the brokerage commission, which typically is a percentage of the sales price based on previous experience. Historically, the number of individual VLCC sales transactions has been limited. As a result, the Company has categorized the fair value measurement as being based on Level 3 inputs. See Note 6 for further disclosures.

### *Use of judgment*

In the process of applying the Company’s accounting policies, management has made the following judgments which have the most significant effect on the amounts recognized in the financial statements:

- **Impairment/Reversal of impairment:** Each of the Company’s vessels has been treated as a separate CGU as the vessels have cash inflows that are largely independent of the cash inflows from other assets and therefore can be subject to a value-in-use analysis. Judgment, as disclosed in Note 6, has been applied in connection with the assessment of indicators of impairment or reversal of prior impairment.

### *Application of new and revised International Financial Reporting Standards*

#### **New and amended standards and interpretations**

The following new and amended accounting standards did not have any material impact on the Company’s consolidated financial statements.

New standards issued but not yet effective

The new and amended standards and interpretations that are issued, but not yet effective, up to the date of issuance of the Company's financial statements are disclosed below. The Company has not early adopted the following new or amended accounting standards in preparing these consolidated financial statements.

*IFRS 18 Presentation and Disclosure in Financial Statements*

In April 2024, the IASB issued IFRS 18, which replaces IAS 1 *Presentation of Financial Statements*. IFRS 18 introduces new requirements for presentation within the statement of profit or loss, including specified totals and subtotals. Furthermore, entities are required to classify all income and expenses within the statement of profit or loss into one of five categories: operating, investing, financing, income taxes and discontinued operations, whereof the first three are new.

It also requires disclosure of newly defined management-defined performance measures, subtotals of income and expenses, and includes new requirements for aggregation and disaggregation of financial information based on the identified "roles" of the primary financial statements (PFS) and the notes.

In addition, narrow-scope amendments have been made to IAS 7 *Statement of Cash Flows*, which include changing the starting point for determining cash flows from operations under the indirect method, from "profit or loss" to "operating profit or loss" and removing the optionality around classification of cash flows from dividends and interest. In addition, there are consequential amendments to several other standards.

IFRS 18 and the amendments to the other standards are effective for reporting periods beginning on or after January 1, 2027, but earlier application is permitted and must be disclosed. IFRS 18 will apply retrospectively.

The Company is in the process of assessing the impact of the new standard with respect to the financial statements and the notes to the financial statements.

**Note 3 – Segment information**

**Operating Segments**

DHT's primary business is operating a fleet of crude oil tankers, with a secondary activity of providing technical management services. The Company is organized and managed as one segment based on the nature and financial effects of the business activities which it engages and the economic environment in which it operates. The consolidated operating results are regularly reviewed by the Company's chief operating decision maker, the President & Chief Executive Officer, and the Company does not monitor performance by geographical areas.

**Entity-wide disclosures**

*Information about major customers:*

As of December 31, 2024, the Company had 24 vessels in operation of which seven were on time charters and 17 were vessels operating in the spot market.

For the period from January 1, 2024, to December 31, 2024, five customers represented \$113,134 thousand, \$98,634 thousand, \$72,462 thousand, \$40,368 thousand, and \$24,237 thousand, respectively, of the Company's shipping revenues. The five customers in aggregate represented \$348,836 thousand, equal to 61 percent of the shipping revenues of \$567,835 thousand for the period from January 1, 2024, to December 31, 2024.

**Note 4 – Charter arrangements**

The below table details the Company's shipping revenues:

(Dollars in thousands)

|                                      | 2024              | 2023              | 2022              |
|--------------------------------------|-------------------|-------------------|-------------------|
| Time charter revenues <sup>1</sup>   | \$ 82,640         | \$ 74,989         | \$ 75,790         |
| Voyage charter revenues <sup>2</sup> | 485,195           | 481,087           | 374,592           |
| <b>Shipping revenues</b>             | <b>\$ 567,835</b> | <b>\$ 556,075</b> | <b>\$ 450,381</b> |
| Other revenues <sup>3</sup>          | 3,938             | 4,481             | 3,764             |
| <b>Total revenues</b>                | <b>\$ 571,773</b> | <b>\$ 560,556</b> | <b>\$ 454,146</b> |
| Whereof IFRS 15 revenues             | \$ 507,569        | \$ 504,529        | \$ 397,500        |

<sup>1</sup> The majority of time charter revenues are presented in accordance with IFRS 16, while the portion of time charter revenues related to technical management services, equaling \$18,436 thousand, \$18,961 thousand and \$19,144 thousand, for 2024, 2023 and 2022, respectively, is recognized in accordance with IFRS 15.

<sup>2</sup> Voyage charter revenues are related to revenue from spot charters and are presented in accordance with IFRS 15.

<sup>3</sup> Other revenues mainly relate to technical management services provided and are presented in accordance with IFRS 15.

The following summarizes the Company's vessel employment as of December 31, 2024:

| Vessel          | Type of Employment               | Expiry  |
|-----------------|----------------------------------|---------|
| VLCC            |                                  |         |
| DHT Appaloosa   | Spot                             |         |
| DHT Mustang     | Spot                             |         |
| DHT Bronco      | Spot                             |         |
| DHT Colt        | Spot                             |         |
| DHT Stallion    | Spot                             |         |
| DHT Tiger       | Spot                             |         |
| DHT Harrier     | Time charter                     | Q4 2025 |
| DHT Puma        | Time charter with profit sharing | Q1 2026 |
| DHT Panther     | Spot                             |         |
| DHT Osprey      | Time charter                     | Q2 2027 |
| DHT Lion        | Time charter                     | Q3 2025 |
| DHT Leopard     | Time charter                     | Q4 2027 |
| DHT Jaguar      | Spot                             |         |
| DHT Taiga       | Spot                             |         |
| DHT Opal        | Spot                             |         |
| DHT Sundarbans  | Time charter with profit sharing | Q1 2025 |
| DHT Redwood     | Spot                             |         |
| DHT Amazon      | Spot                             |         |
| DHT Peony       | Spot                             |         |
| DHT Lotus       | Spot                             |         |
| DHT China       | Spot                             |         |
| DHT Europe      | Time charter                     | Q2 2025 |
| DHT Bauhinia    | Spot                             |         |
| DHT Scandinavia | Spot                             |         |

The future revenues expected to be received from the time charters (not including any potential profit sharing) for the Company's vessels on existing charters as of the reporting date are as follows:

| Year                        | Amount            |
|-----------------------------|-------------------|
| 2025                        | 88,469            |
| 2026                        | 26,552            |
| 2027                        | 17,885            |
| Thereafter                  | -                 |
| <b>Net charter payments</b> | <b>\$ 113,117</b> |

## Årsregnskap regnskapsåret 2024 for 988774863

The future net charter payments were \$147,072 thousand for the year ending December 31, 2023 and \$95,873 thousand for the year ending December 31, 2022.

Any extension periods, unless already exercised as of December 31, 2024, are not included in the table above. Time charter hire payments are not received when a vessel is off-hire, including off-hire related to normal periodic maintenance of the vessel. In arriving at the minimum future charter revenues, an estimated time for off-hire to perform periodic maintenance on each vessel has been deducted, although there is no assurance that such estimate will be reflective of the actual off-hire in the future.

### Contract balances

Contract balances and related disclosures have been included in the following places in the notes to the Company's consolidated financial statements:

|  | Note |
|--|------|
| Accounts receivable and accrued revenues | 8,9  |

Deferred shipping revenues relate to charter hire payments paid in advance. The year-end deferred shipping revenues balances have been recognized as revenue in the following year due to the short-term nature of the advances.

|                            | 2024     | 2023     | 2022     |
|----------------------------|----------|----------|----------|
| Deferred shipping revenues | \$ 6,139 | \$ 4,394 | \$ 4,172 |

### Capitalized voyage expenses

Voyage expenses are capitalized between the previous discharge port, or contract date if later, and the next load port and amortized between load port and discharge port. The closing balance of assets recognized from the costs to obtain or fulfil a contract was:

|                             | 2024     | 2023     | 2022     |
|-----------------------------|----------|----------|----------|
| Capitalized voyage expenses | \$ 2,450 | \$ 2,549 | \$ 2,799 |

During the twelve months of 2024, \$2,549 thousand was amortized related to voyages in progress as of December 31, 2023, and \$2,027 thousand was amortized related to the voyages in progress as of December 31, 2024. No impairment losses were recognized in the period. During the twelve months of 2023, \$2,799 thousand was amortized related to voyages in progress as of December 31, 2022, and \$2,264 thousand was amortized related to the voyages in progress as of December 31, 2023. No impairment losses were recognized in the period. During the twelve months of 2022, \$1,395 thousand was amortized related to voyages in progress as of December 31, 2021, and \$1,945 thousand was amortized related to the voyages in progress as of December 31, 2022. No impairment losses were recognized in the period.

As of December 31, 2024, seven of the Company's 24 vessels were chartered to five different counterparties and 17 vessels were operated in the spot market.

As of December 31, 2023, five of the Company's 24 vessels were chartered to three different counterparties and 19 vessels were operated in the spot market.

As of December 31, 2022, five of the Company's 23 vessels were chartered to four different counterparties and 18 vessels were operated in the spot market.

## Arsregnskap regnskapsåret 2024 for 988774863

The Company believes that the concentration of risk is limited and can be adequately monitored.

### Note 5 – Earnings per share (“EPS”)

The computation of basic earnings per share is based on the weighted average number of common shares outstanding during the period. The computation of diluted earnings per share assumes the exercise of all dilutive restricted shares using the treasury stock method.

The components of the calculation of basic EPS and diluted EPS are as follows:

(Dollars in thousands)

|   | 2024        | 2023        | 2022        |
|---|-------------|-------------|-------------|
| Profit/(loss) for the period used for calculation of EPS - basic    | \$ 181,377  | \$ 161,353  | \$ 61,520   |
| Profit/(loss) for the period used for calculation of EPS - dilutive | \$ 181,377  | \$ 161,353  | \$ 61,520   |
| <b>Basic earnings per share:</b>                                    |             |             |             |
| Weighted average shares outstanding - basic                         | 161,354,507 | 162,178,499 | 164,692,954 |
| <b>Diluted earnings per share:</b>                                  |             |             |             |
| Weighted average shares outstanding - basic                         | 161,354,507 | 162,178,499 | 164,692,954 |
| Dilutive equity awards  | 87,274      | 178,236     | 157,137     |
| Weighted average shares outstanding - dilutive                      | 161,441,782 | 162,356,735 | 164,850,091 |

### Note 6 – Vessels, subsidiaries and other property, plant and equipment

The vessels are owned by companies incorporated in the Marshall Islands or the Cayman Islands. The Company directly owns 100% of the vessel subsidiaries. The primary activity of each of the vessel subsidiaries is the ownership and operation of a vessel. In addition, the Company has four Marshall Islands subsidiaries related to the newbuilding contracts, a vessel-chartering subsidiary and three subsidiaries, DHT Management S.A.M. (Monaco), DHT Management AS (Norway) and DHT Ship Management (Singapore) Pte. Ltd., that perform management services for DHT and its subsidiaries. Furthermore, the Company directly owns 53% of Goodwood providing technical management services. The following table sets out the details of the vessel subsidiaries included in these consolidated financial statements:

| Company             | Vessel name     | Dwt     | Flag State | Year Built |
|---------------------|-----------------|---------|------------|------------|
| DHT Appaloosa Inc   | DHT Appaloosa   | 318,918 | Hong Kong  | 2018       |
| DHT Mustang Inc     | DHT Mustang     | 317,975 | Hong Kong  | 2018       |
| DHT Bronco Inc      | DHT Bronco      | 317,975 | Hong Kong  | 2018       |
| DHT Colt Inc        | DHT Colt        | 319,713 | Hong Kong  | 2018       |
| DHT Stallion Inc    | DHT Stallion    | 319,713 | Hong Kong  | 2018       |
| DHT Tiger Limited   | DHT Tiger       | 299,629 | Hong Kong  | 2017       |
| DHT Harrier Inc     | DHT Harrier     | 299,985 | Hong Kong  | 2016       |
| DHT Puma Limited    | DHT Puma        | 299,629 | Hong Kong  | 2016       |
| DHT Panther Limited | DHT Panther     | 299,629 | Hong Kong  | 2016       |
| DHT Osprey Inc      | DHT Osprey      | 299,999 | Hong Kong  | 2016       |
| DHT Lion Limited    | DHT Lion        | 299,629 | Hong Kong  | 2016       |
| DHT Leopard Limited | DHT Leopard     | 299,629 | Hong Kong  | 2016       |
| DHT Jaguar Limited  | DHT Jaguar      | 299,629 | Hong Kong  | 2015       |
| Samco Iota Ltd      | DHT Taiga       | 318,130 | Hong Kong  | 2012       |
| DHT Opal Inc        | DHT Opal        | 320,105 | Hong Kong  | 2012       |
| Samco Theta Ltd     | DHT Sundarbans  | 318,123 | Hong Kong  | 2012       |
| Samco Kappa Ltd     | DHT Redwood     | 318,130 | Hong Kong  | 2011       |
| Samco Eta Ltd       | DHT Amazon      | 318,130 | Hong Kong  | 2011       |
| DHT Peony Inc       | DHT Peony       | 320,013 | Hong Kong  | 2011       |
| DHT Lotus Inc       | DHT Lotus       | 320,142 | Hong Kong  | 2011       |
| Samco Epsilon Ltd   | DHT China       | 317,794 | Hong Kong  | 2007       |
| Samco Delta Ltd     | DHT Europe      | 317,713 | Hong Kong  | 2007       |
| DHT Bauhinia Inc    | DHT Bauhinia    | 301,019 | Hong Kong  | 2007       |
| Samco Gamma Ltd     | DHT Scandinavia | 317,826 | Hong Kong  | 2006       |

F-19

(Dollars in thousands)

# Årsregnskap regnskapsåret 2024 for 988774863

|  | Vessels             | Drydock            | EGCS <sup>1</sup>  | Total               |
|--|---------------------|--------------------|--------------------|---------------------|
| <b>Cost</b>                                    |                     |                    |                    |                     |
| As of January 1, 2024                          | \$ 1,929,513        | \$ 48,736          | \$ 74,630          | \$ 2,052,879        |
| Transferred to asset held for sale             | (6,624)             | -                  | -                  | (6,624)             |
| Transferred from vessel upgrades               | -                   | 6,624              | -                  | 6,624               |
| Disposals                                      | -                   | (8,339)            | -                  | (8,339)             |
| <b>As of December 31, 2024</b>                 | <b>\$ 1,866,683</b> | <b>\$ 45,264</b>   | <b>\$ 70,794</b>   | <b>\$ 1,982,741</b> |
| <b>Accumulated depreciation and impairment</b> |                     |                    |                    |                     |
| As of January 1, 2024                          | \$ (690,077)        | \$ (22,535)        | \$ (56,556)        | \$ (769,168)        |
| Charge for the period                          | (90,590)            | (10,647)           | (8,736)            | (109,974)           |
| Reversal prior impairment                      | 27,909              | -                  | -                  | 27,909              |
| Transferred to asset held for sale             | 41,203              | 690                | 3,836              | 45,728              |
| Disposals                                      | -                   | 8,339              | -                  | 8,339               |
| <b>As of December 31, 2024</b>                 | <b>\$ (711,556)</b> | <b>\$ (24,153)</b> | <b>\$ (61,456)</b> | <b>\$ (797,165)</b> |
| <b>Net book value</b>                          |                     |                    |                    |                     |
| <b>As of December 31, 2024</b>                 | <b>\$ 1,155,127</b> | <b>\$ 21,111</b>   | <b>\$ 9,338</b>    | <b>\$ 1,185,576</b> |
| <b>Cost</b>                                    |                     |                    |                    |                     |
| As of January 1, 2023                          | \$ 1,834,769        | \$ 46,617          | \$ 51,871          | \$ 1,933,257        |
| Additions                                      | 94,743              | -                  | -                  | 94,743              |
| Transferred from vessel upgrades               | -                   | 11,159             | 22,758             | 33,917              |
| Disposals                                      | -                   | (9,040)            | -                  | (9,040)             |
| <b>As of December 31, 2023</b>                 | <b>\$ 1,929,513</b> | <b>\$ 48,736</b>   | <b>\$ 74,630</b>   | <b>\$ 2,052,879</b> |
| <b>Accumulated depreciation and impairment</b> |                     |                    |                    |                     |
| As of January 1, 2023                          | \$ (602,390)        | \$ (20,792)        | \$ (48,079)        | \$ (671,261)        |
| Charge for the period                          | (87,688)            | (10,784)           | (8,477)            | (106,948)           |
| Disposals                                      | -                   | 9,040              | -                  | 9,040               |
| <b>As of December 31, 2023</b>                 | <b>\$ (690,077)</b> | <b>\$ (22,535)</b> | <b>\$ (56,556)</b> | <b>\$ (769,168)</b> |
| <b>Net book value</b>                          |                     |                    |                    |                     |
| <b>As of December 31, 2023</b>                 | <b>\$ 1,239,435</b> | <b>\$ 26,201</b>   | <b>\$ 18,074</b>   | <b>\$ 1,283,710</b> |
| <b>Vessel upgrades</b>                         |                     |                    |                    |                     |
| As of January 1, 2024                          | \$ -                | \$ 10              | \$ -               | \$ 10               |
| Additions                                      | -                   | 6,614              | -                  | 6,614               |
| Transferred to vessels                         | -                   | (6,624)            | -                  | (6,624)             |
| <b>As of December 31, 2024</b>                 | <b>\$ -</b>         | <b>\$ -</b>        | <b>\$ -</b>        | <b>\$ -</b>         |
| As of January 1, 2023                          | \$ -                | \$ 2,807           | \$ 1,776           | \$ 4,583            |
| Additions                                      | -                   | 8,362              | 20,983             | 29,345              |
| Transferred to vessels                         | -                   | (11,159)           | (22,758)           | (33,917)            |
| <b>As of December 31, 2023</b>                 | <b>\$ -</b>         | <b>\$ 10</b>       | <b>\$ -</b>        | <b>\$ 10</b>        |
| <b>Vessels under construction</b>              |                     |                    |                    |                     |
| As of January 1, 2024                          | \$ -                | \$ -               | \$ -               | \$ -                |
| Additions                                      | 93,178              | -                  | -                  | 93,178              |
| <b>As of December 31, 2024</b>                 | <b>\$ 93,178</b>    | <b>\$ -</b>        | <b>\$ -</b>        | <b>\$ 93,178</b>    |

<sup>1</sup> Exhaust Gas Cleaning Systems ("EGCS").

As of December 31, 2024, we had four VLCCs under construction, fitted with exhaust gas cleaning systems, expected to be delivered between February and July 2026. Two VLCCs will be constructed each at Hyundai Samho Heavy Industries Co., Ltd. ("HHI") and Hanwha Ocean Co., Ltd. ("Hanwha") in South Korea. The average price for the four ships is \$129,945 thousand, adjusted for change orders. The initial pre-delivery installments have been recorded in the statement of financial position as "Vessels under construction" under Non-current assets. Costs relating to vessels under construction include pre-delivery installments to the shipyard and other vessel costs incurred during the construction period that are directly attributable to the vessels, which include borrowing costs incurred during the construction period. As of December 31, 2024, the Company has paid \$90,077 thousand related to the installments under its new building program. In addition, the Company has capitalized \$2,953 thousand as borrowing costs in connection with the financing of the vessels under construction, at an average interest rate of 7.2% p.a., and \$148 thousand related to other directly attributable expenses. The remaining installments, totaling \$429,705 thousand, are planned to be funded with debt financing and cash at hand.

Arsregnskap regnskapsåret 2024 for 988774863

The future expected payments to the builders for the Company's vessels under construction as of December 31, 2024 are as follows:

(Dollars in thousands)

| Year                                  | Amount            |
|---------------------------------------|-------------------|
| 2025                                  | \$ 128,393        |
| 2026                                  | 301,312           |
| <b>Total future expected payments</b> | <b>\$ 429,705</b> |

#### Depreciation

We have assumed an estimated useful life of 20 years for our vessels. Depreciation is calculated taking residual value into consideration. Each vessel's residual value is equal to the product of its lightweight tonnage and an estimated scrap rate per ton. Estimated scrap rate used as a basis for depreciation is based on estimated scrap value in accordance with our recycling policy. Capitalized drydocking costs are depreciated on a straight-line basis from the completion of a drydocking to the estimated completion of the next drydocking. Capitalized exhaust gas cleaning system costs are depreciated on a straight-line basis from the time of installation of the equipment to the end of the estimated useful life.

#### Recycling policy

If the Company were to sell a ship for demolition, the Company shall prepare the ship to facilitate safe and environmentally sound recycling in accordance with the Hong Kong Convention. It should be sold in accordance with the "BIMCO Recyclecon" terms, "Standard Contract for the Sale of Vessels for Green Recycling" and with the commitment from the Buyer to provide the Company with certification from the Ship Recycling Facility that its Ship Recycling Facility Plan is in compliance with and will be executed in accordance with the Hong Kong Convention.

#### Carrying value and impairment

A vessel's recoverable amount is the higher of the vessel's fair value less cost of disposal and its value in use. The carrying amounts of vessels held and used by us are reviewed for potential impairment or reversal of prior impairment charges whenever events or changes in circumstances indicate that the carrying amount of a particular vessel may not accurately reflect the recoverable amount of a particular vessel. Each of the Company's vessels have been viewed as a separate CGU as the vessels have cash inflows that are largely independent of the cash inflows from other assets. In instances where a vessel is considered impaired, it is written down to its recoverable amount. Management continuously monitors both external and internal factors to determine if there are indicators that the vessels may be impaired or, in case of previously recognized impairment, that there are indicators that this may be reversed. The factors evaluated in the assessment include the carrying amount of net assets compared to market capitalization, the changes in market rates affecting the Company's weighted average cost of capital, the effect of any changes in the technological, market, economic, or legal environment in which the Company operates, changes in forecasted charter rates, and movements in external broker valuations. The Company also assesses whether any evidence suggests the obsolescence or physical damage of an asset, whether the Company had any plans to dispose of an asset before the previously expected date of disposal, and whether any evidence suggests that the economic performance of an asset was, or would be, worse than expected. To the extent it is determined that indicators of impairment and/or reversal of previously recognized impairment exist, the value in use is estimated for the respective vessels. A reversal of a previously recognized impairment loss is recorded only to the extent there has been an increase in the estimated service potential of an asset, either from use or sale.

assumptions are highly subjective and could change, possibly materially, in the future.

This also applies to assumptions used to evaluate impairment charges or reversal or prior year impairment charges. Reasonable changes in the assumptions for the discount rate or future charter rates could lead to a value in use for some of our vessels that is higher than, equal to or less than the carrying amount for such vessels. Similarly, this applies to the fair value less cost of sales of our vessels, as market fluctuations could lead to valuations that are higher than, equal to, or lower than their carrying amount. The carrying amount of our vessels is based on the fair value less cost of sales at the reporting date. Current levels or whether or when they will change by any significant degree. Charter rates may decline significantly from current levels, which could adversely affect our revenue and profitability and future assessments of vessel impairment.

Årsregnskap regnskapsåret 2024 for 988774863

The market value of our vessels is subject to fluctuations based on various factors, including global economic conditions, interest rates, vessel supply and demand, regulatory changes, and shifts in trade patterns. Periods of high demand and limited vessel supply typically drive up market values, while oversupply, economic downturns or regulatory restrictions can lead to declines. Additionally, vessel values are influenced by secondhand market trends and newbuilding prices, which are, in turn, affected by shipyard capacity and steel prices. Given these factors, market values may not always align with book values, and significant declines could lead to impairment charges.

For the year ending December 31, 2024, the Company performed an assessment using both internal and external sources of information and concluded there were no indicators of impairment. However, indicators of reversal of prior impairment were identified. For the years ending December 31, 2023 and 2022, the Company concluded there were no indicators of impairment or reversal of prior impairment.

The Company identified indicators of reversal due to the continued strong market values and triggered by the agreement to sell DHT Scandinavia in the fourth quarter of 2024. According to IAS 36 *Impairment of Assets*, the increased carrying amount of an asset attributable to a reversal of impairment loss shall not exceed the carrying amount that would have been determined (net of amortization or depreciation) had no impairment loss been recognized for the asset in prior years. As a result, the Company reversed prior impairment charges totaling \$27.9 million in the fourth quarter of 2024, including \$1.2 million related to DHT Scandinavia. The recoverable amount is the fair value based on market values less cost of disposal for all vessels except for DHT Scandinavia, in which case the recoverable amount is the agreed sales price minus cost of disposal.

F-22

| Vessel                       | Recoverable amount | Reversal of impairment |
|------------------------------|--------------------|------------------------|
| DHT Tiger                    | \$ 98,940          | \$ 3,474               |
| DHT Puma                     | 94,090             | 254                    |
| DHT Panther                  | 94,090             | 315                    |
| DHT Lion                     | 94,090             | 4                      |
| DHT Leopard                  | 94,090             | 2,544                  |
| DHT Jaguar                   | 89,240             | 2,622                  |
| DHT Taiga                    | 72,750             | 4,265                  |
| DHT Sundarbans               | 72,750             | 4,728                  |
| DHT Redwood                  | 66,930             | 2,120                  |
| DHT Amazon                   | 66,930             | 2,894                  |
| DHT Europe                   | 46,560             | 2,431                  |
| DHT China                    | 46,560             | 1,010                  |
| DHT Scandinavia <sup>1</sup> | 42,060             | 1,210                  |
| <b>Total</b>                 | <b>\$ 979,080</b>  | <b>\$ 27,909</b>       |

## Årsregnskap regnskapsåret 2024 for 988774863

<sup>1</sup> DHT Scandinavia was classified as held for sale from December 10, 2024.

### Asset held for sale

In the fourth quarter of 2024, the Company entered into an agreement to sell DHT Scandinavia, a 2006 built VLCC, for \$43.4 million. The vessel was accounted for as a current asset held for sale as at December 31, 2024. The vessel was delivered to its new owner on January 15, 2025, and the Company recorded a gain of \$19.8 million in the consolidated income statement in the first quarter of 2025.

### Sale of vessels

In 2022, the Company entered into three separate agreements to sell its three VLCCs, DHT Hawk, DHT Falcon and DHT Edelweiss, resulting in aggregate proceeds from sale of vessels of \$112.4 million. DHT Hawk and DHT Falcon were delivered in May 2022, and DHT Edelweiss was delivered in September 2022. A gain of \$19.5 million was recorded in relation to the sale of these VLCCs.

### Pledged assets

As of December 31, 2024, all of the Company's 24 vessels were pledged as collateral under the Company's secured credit facilities.

### Other property, plant and equipment

The Company's other property, plant and equipment line item in the consolidated statement of financial position mainly consists of right-of-use ("ROU") assets, fixtures, furniture and computer equipment. The ROU assets relate to the Company's leased office space in Monaco, Norway, Singapore and India where the Company is a lessee.

(Dollars in thousands)

|  | 2024            | 2023            |
|--|-----------------|-----------------|
| Right-of-use assets                              | \$ 3,952        | \$ 5,693        |
| Other property, plant and equipment              | 637             | 956             |
| <b>Total other property, plant and equipment</b> | <b>\$ 4,589</b> | <b>\$ 6,649</b> |

Accounts payable and accrued expenses consist of the following:

(Dollars in thousands)

|  | 2024             | 2023             |
|--|------------------|------------------|
| Accounts payable                                   | \$ 10,002        | \$ 9,203         |
| Accrued interest                                   | 1,497            | 2,036            |
| Accrued voyage expenses                            | 3,747            | 4,829            |
| Accrued employee compensation                      | 3,365            | 3,306            |
| Other  | 4,825            | 1,120            |
| <b>Total accounts payable and accrued expenses</b> | <b>\$ 23,436</b> | <b>\$ 20,493</b> |

## Årsregnskap regnskapsåret 2024 for 988774863

### Note 8 – Financial instruments

#### Categories of financial instruments

(Dollars in thousands)

|   | Carrying amount   |                   |
|---|-------------------|-------------------|
|   | 2024              | 2023              |
| <b>Financial assets</b>                               |                   |                   |
| Cash and cash equivalents <sup>1, 2</sup>             | \$ 78,143         | \$ 74,738         |
| Accounts receivable and accrued revenues <sup>1</sup> | 53,715            | 75,848            |
| <b>Total financial assets</b>                         | <b>\$ 131,858</b> | <b>\$ 150,586</b> |
| <b>Financial liabilities</b>                          |                   |                   |
| Accounts payables and accrued expenses <sup>1</sup>   | \$ 23,436         | \$ 20,493         |
| Current portion long term debt <sup>1</sup>           | 78,649            | 30,300            |
| Long term debt <sup>1</sup>                           | 330,775           | 398,425           |
| <b>Total financial liabilities</b>                    | <b>\$ 432,861</b> | <b>\$ 449,219</b> |

<sup>1</sup> Amounts carried at amortized cost.

<sup>2</sup> Cash and cash equivalents include \$339 thousand in restricted cash in 2024 and \$370 thousand in restricted cash in 2023, including employee withholding tax.

#### Fair value of non-derivative financial instruments

It is assumed that fair value of non-derivative financial instruments is equal to the nominal amount for all financial assets and liabilities. With regards to trade receivables, the credit risk is not viewed as significant. With regards to the credit facilities, these are floating rate with terms and conditions considered to be according to market terms and no material change in credit risk; consequently, it is assumed that carrying value has no material deviation from fair value.

Each derivative was initially recognized at fair value at the date the derivative contract was entered into and was subsequently re-measured to their fair value at each reporting date. Any resulting gain or loss has been recognized in fair value gain/(loss) on derivative financial liabilities. The interest rate swaps did not qualify for hedge accounting. The fair value gain/(loss) on derivative financial liabilities represented a non-cash loss of \$0.5 million in 2023 and a non-cash gain of \$15.0 million in 2022. The Company fully settled the interest swaps in 2023.

## Arsregnskap regnskapsåret 2024 for 988774863

### Interest-bearing debt

| (Dollars in thousands)              | Interest                        | Maturity | Remaining<br>notional | Carrying amount   |                   |
|-------------------------------------|---------------------------------|----------|-----------------------|-------------------|-------------------|
|                                     |                                 |          |                       | 2024              | 2023              |
| Credit Agricole Credit Facility     | SOFR + 2.05%                    | 2028     | \$ 32,500             | \$ 31,834         | \$ 34,097         |
| Danish Ship Finance Credit Facility | SOFR + 2.00%                    | 2025     | 26,693                | 26,635            | 28,982            |
| Nordea Credit Facility              | SOFR + CAS <sup>1</sup> + 1.90% | 2027     | 93,521                | 91,735            | 90,594            |
| ING Credit Facility                 | SOFR + 1.90%                    | 2029     | 221,150               | 218,311           | 231,258           |
| ING Credit Facility                 | SOFR + 1.80%                    | 2029     | 41,250                | 40,910            | 43,794            |
| <b>Total carrying amount</b>        |                                 |          | <b>\$ 415,114</b>     | <b>\$ 409,424</b> | <b>\$ 428,726</b> |

<sup>1</sup> Credit Adjustment Spread (CAS) of 0.26%.

The difference between the remaining notional and carrying amount for each of the credit facilities is the capitalized borrowing cost.

As of December 31, 2024, \$139.4 million was undrawn under the Nordea Credit Facility and \$40.1 million was undrawn under the ING Credit Facility.

Interest on all our credit facilities is payable quarterly in arrears, except the Danish Ship Finance Credit Facility which has interest payable semi-annually in arrears. The credit facilities are principally secured by the first-priority mortgages on the vessels financed by the credit facility, assignments of earnings, pledge of shares in the borrower, insurance and the borrowers' rights under charters for the vessels, if any, as well as a pledge of the borrowers' bank account balances.

### Reconciliation of liabilities arising from financing activities

The table below details changes in liabilities arising from financing activities, including both cash and non-cash changes. Liabilities arising from financing activities are those for which cash flows were, or future cash flows will be, classified in the Company's consolidated statement of cash flows as cash flows from financing activities.

| (Dollars in thousands)     | As of<br>January 1,<br>2024 | Financing cash<br>flows <sup>1</sup> | Non-cash changes |                               | As of<br>December 31,<br>2024 |
|----------------------------|-----------------------------|--------------------------------------|------------------|-------------------------------|-------------------------------|
|                            |                             |                                      | Amortization     | Other<br>changes <sup>2</sup> |                               |
| Bank loans <sup>3</sup>    | \$ 428,726                  | \$ (21,929)                          | \$ 2,628         | \$ -                          | \$ 409,424                    |
| Office leases <sup>4</sup> | 5,849                       | (1,390)                              | -                | (298)                         | 4,160                         |
| <b>Total</b>               | <b>\$ 434,574</b>           | <b>\$ (23,320)</b>                   | <b>\$ 2,628</b>  | <b>\$ (298)</b>               | <b>\$ 413,584</b>             |

| (Dollars in thousands)     | As of<br>January 1,<br>2023 | Financing cash<br>flows <sup>1</sup> | Non-cash changes |                               | As of<br>December 31,<br>2023 |
|----------------------------|-----------------------------|--------------------------------------|------------------|-------------------------------|-------------------------------|
|                            |                             |                                      | Amortization     | Other<br>changes <sup>2</sup> |                               |
| Bank loans <sup>3</sup>    | \$ 396,696                  | \$ 29,731                            | \$ 2,972         | \$ (673)                      | \$ 428,726                    |
| Office leases <sup>4</sup> | 3,938                       | (1,424)                              | -                | 3,334                         | 5,849                         |
| <b>Total</b>               | <b>\$ 400,634</b>           | <b>\$ 28,307</b>                     | <b>\$ 2,972</b>  | <b>\$ 2,661</b>               | <b>\$ 434,574</b>             |

<sup>1</sup> The cash flows from bank loans make up the net amount of issuance of long-term debt and repayment of long-term debt in the statement of cash flows.

<sup>2</sup> Other changes related to bank loans for the years 2023 represent gains on modification of debt which includes previously capitalized fees. Other changes related to office leases for the year 2024 represent lease modification and foreign exchange effects during the year related to IFRS 16. Other changes related to office leases for 2023 represent lease modification and foreign exchange effects during the year related to IFRS 16.

<sup>3</sup> As of December 31, 2024, bank loans consist of current portion long-term debt of \$78,649 thousand and long-term debt of \$330,775 thousand. As of December 31, 2023, bank loans consist of current portion long-term debt of \$30,300 thousand and long-term debt of \$398,425 thousand.

<sup>4</sup> As of December 31, 2024, office leases consist of \$1,389 thousand of current liabilities and \$2,771 thousand of non-current liabilities. As of December 31, 2023, office leases consist of \$1,418 thousand of current liabilities and \$4,431 thousand of non-current liabilities. The remaining balance of non-current liabilities consists of pensions, deferred tax liability, and restoration cost related to office rental.

#### Financial risk management

The Company's principal financial liabilities consist of long-term debt, and, when applicable, current portion of long-term debt and derivatives. The main purpose of these financial liabilities is to finance the Company's operations. The Company's financial assets mainly comprise cash.

## Arsregnskap regnskapsåret 2024 for 988774863

The Company is exposed to market risk, credit risk and liquidity risk. The Company's senior management oversees the management of these risks.

---

#### Market risk

Market risk is the risk that the fair value of future cash flows of a financial instrument will fluctuate because of changes in market prices. Market prices comprise four types of risk: interest rate risk, currency risk, commodity price risk and other price risk. Financial instruments affected by market risk are debt, bank deposits and derivative financial instruments.

##### a) Interest rate risk

Interest rate risk is the risk that the fair value or future cash flows of a financial instrument will fluctuate because of changes in market interest rates. The Company's exposure to the risk of changes in interest rates relates primarily to the Company's long-term debt with floating interest rates.

##### Interest rate risk sensitivity

The sensitivity analyses below have been determined based on the exposure to interest rates for both derivatives and floating rate long-term debt. For floating rate long-term debt, the analysis is prepared assuming the amount of liability outstanding at the reporting date was outstanding for the whole year.

2024: If interest rates had been 50 basis points higher/lower and all other variables were held constant, the Company's:

- profit for the year ended December 31, 2024 would decrease/increase by \$2,076 thousand with a corresponding effect against equity; and
- other comprehensive income would not be affected.

2023: If interest rates had been 50 basis points higher/lower and all other variables were held constant, the Company's:

- profit for the year ended December 31, 2023 would decrease/increase by \$2,185 thousand with a corresponding effect against equity; and
- other comprehensive income would not be affected.

- loss for the year ended December 31, 2022 would decrease/increase by \$457 thousand with a corresponding effect against equity; and
- other comprehensive income would not be affected.

## Årsregnskap regnskapsåret 2024 for 988774863

### b) Foreign currency risk

Foreign currency risk is the risk that the fair value or future cash flows of a financial instrument will fluctuate because of changes in foreign exchange rates. The Company has only immaterial currency risk since all revenue and major expenses, including all vessel expenses and financial expenses, are in US dollars. Consequently, no sensitivity analysis is prepared.

#### Credit risk

Credit risk refers to the risk that a counterparty will default on its contractual obligations, resulting in financial loss to the Company. The Company is exposed to credit risk from its operating activities (primarily for trade receivables) and from its financing activities, including deposits with banks and financial institutions.

#### Credit risks related to receivables

During 2024, the Company's vessels were either trading in the spot market or on short to medium term time charters to different counterparties. As of December 31, 2024, seven of the Company's 24 vessels are chartered to five different counterparties and 17 vessels are operated in the spot market.

During 2023, the Company's vessels were either trading in the spot market or on short to medium term time charters to different counterparties. As of December 31, 2023, five of the Company's 24 vessels are chartered to three different counterparties and 19 vessels are operated in the spot market.

During 2022, the Company's vessels were either trading in the spot market or on short to medium term time charters to different counterparties. As of December 31, 2022, five of the Company's 23 vessels are chartered to four different counterparties and 18 vessels are operated in the spot market.

See Note 5 for further details on employment of the Company's vessels. Time charter hire is paid monthly in advance.

#### Credit risk related to cash and cash equivalents and accounts receivables

The Company seeks to diversify credit risks on cash by holding the majority of its cash in different financial institutions. The Company holds the majority of its cash in Nordea, DNB, OCBC, Credit Agricole, CFM Indosuez, Citibank, SBI Singapore and United Overseas Bank.

As of December 31, 2024, five customers represented \$13,023 thousand, \$8,150 thousand, \$4,912 thousand, \$3,545 thousand and \$2,913 thousand, respectively, of the Company's accounts receivables.

The carrying amount of financial assets represents the maximum credit exposure. The maximum exposure to credit risk at the reporting dates was:

(Dollars in thousands)

|  | 2024              | 2023              |
|--|-------------------|-------------------|
| Cash and cash equivalents                | \$ 78,143         | \$ 74,738         |
| Accounts receivable and accrued revenues | 53,715            | 75,848            |
| <b>Maximum credit exposure</b>           | <b>\$ 131,858</b> | <b>\$ 150,586</b> |

The Company manages its risk of a shortage of funds by continuously monitoring maturity of financial assets and liabilities, and projected cash flows from operations such as charter hire, voyage revenues and vessel operating expenses. Certain of our credit agreements contain financial covenants requiring that at all times the borrowings under the credit facilities plus the actual or notional cost of terminating any of their interest rates swaps not exceed a certain percentage of the charter-free market value of the vessels that secure each of the credit facilities. Vessel values are volatile and a decline in vessel values could result in prepayments under the Company's credit facilities.

## Arsregnskap regnskapsåret 2024 for 988774863

The following are contractual maturities of financial liabilities, including estimated interest payments on an undiscounted basis. The SOFR interest spot rate at December 31, 2024 (and spot rate at December 31, 2023 for comparatives) is used as a basis for preparation.

### As of December 31, 2024

(Dollars in thousands)

|                        | 2025              | 2026             | 2027             | 2028             | 2029              | Thereafter  | Total             |
|------------------------|-------------------|------------------|------------------|------------------|-------------------|-------------|-------------------|
| Interest bearing loans | \$ 106,976        | \$ 75,210        | \$ 93,077        | \$ 63,003        | \$ 154,706        | \$ -        | \$ 492,972        |
| <b>Total</b>           | <b>\$ 106,976</b> | <b>\$ 75,210</b> | <b>\$ 93,077</b> | <b>\$ 63,003</b> | <b>\$ 154,706</b> | <b>\$ -</b> | <b>\$ 492,972</b> |

### As of December 31, 2023

(Dollars in thousands)

|                        | 2024             | 2025              | 2026             | 2027             | 2028             | Thereafter        | Total             |
|------------------------|------------------|-------------------|------------------|------------------|------------------|-------------------|-------------------|
| Interest bearing loans | \$ 65,665        | \$ 110,503        | \$ 77,736        | \$ 93,407        | \$ 64,638        | \$ 143,919        | \$ 555,867        |
| <b>Total</b>           | <b>\$ 65,665</b> | <b>\$ 110,503</b> | <b>\$ 77,736</b> | <b>\$ 93,407</b> | <b>\$ 64,638</b> | <b>\$ 143,919</b> | <b>\$ 555,867</b> |

### Capital management

A key objective in relation to capital management is to ensure that the Company maintains a capital structure suitable to support its business. The Company evaluates its capital structure in light of current and projected cash flows, the cyclical nature and the relative strength or weakness of the shipping markets, new business opportunities and the Company's financial commitments. In order to maintain or adjust the capital structure, the Company may adjust or eliminate the dividends paid to shareholders, issue new shares or sell assets to reduce debt.

The Company is in compliance with its financial covenants stipulated in its credit agreements.

### Credit Agricole Credit Facility

In November 2022, the Company entered into an amended and restated agreement between Credit Agricole, as lender, DHT Tiger Limited, as borrower, and DHT Holdings, Inc., as guarantor (the "Credit Agricole Credit Facility") for a \$37.5 million credit facility to refinance the outstanding amount under a credit agreement with Credit Agricole that financed DHT Tiger. Borrowings bear interest at a rate equal to SOFR + 2.05%, including the historical CAS, and is repayable in 24 quarterly installments of \$0.6 million from March 2023 to December 2028 and a final payment of \$22.5 million in December 2028.

The Credit Agricole Credit Facility contains a covenant requiring that at all times the charter-free market value of the vessel that secures the Credit Agricole Credit Facility be no less than 135% of borrowings. Also, DHT covenants that, throughout the term of the Credit Agricole Credit Facility, DHT, on a consolidated basis, shall maintain a value adjusted tangible net worth of \$300 million, the value adjusted tangible net worth shall be at least 25% of the value adjusted total assets, unencumbered consolidated cash shall be at least the higher of (i) \$30 million and (ii) 6% of our gross interest-bearing debt and DHT, on a consolidated basis shall have working capital greater than zero. "Value adjusted" is defined as an adjustment to reflect the difference between the carrying amount and the market valuations of the Company's vessel (as determined quarterly by an approved broker). The Credit Agricole Credit Facility is secured by, among other things, a first-priority mortgage on DHT Tiger, a first-priority assignment of earnings, insurances and intercompany claims, a first-priority pledge of the balances of the Borrower's bank accounts and a first-priority pledge over the shares in the Borrower. The Credit Agricole Credit Facility contains covenants that prohibit the Borrower from, among other things, incurring additional indebtedness without the prior consent of the lender, permitting liens on assets, merging or consolidating with other entities or transferring all or any substantial part of their assets to another person.

In November 2014, we entered into a credit facility in the amount of \$49.4 million to fund the acquisition of one of the VLCCs to be constructed at HHI through a secured term loan facility between and among Danish Ship Finance A/S, as lender, a wholly owned special purpose vessel-owning subsidiary, as borrower, and DHT Holdings, Inc., as guarantor (the "Danish Ship Finance Credit Facility"). The full amount of the Danish Ship Finance Credit Facility was borrowed in November 2015. In April 2020, we agreed to a \$36.4 million refinancing with Danish Ship Finance A/S. The refinancing was in direct continuation to the original loan and is a five-year term loan with final maturity in November 2025. **Arsregnskap regnskapsåret 2024 for 988774863**  
The Danish Ship Finance Credit Facility bears interest at a rate equal to SOFR plus a margin of 2.00%, and is repayable in semiannual installments of \$1.2 million and a final payment of \$24.3 million at final maturity.

The Danish Ship Finance Credit Facility is secured by, among other things, a first-priority mortgage on the vessel financed by the Danish Ship Finance Credit Facility, a first-priority assignment of earnings, insurances and intercompany claims, a first-priority pledge of the balances of the borrower's bank accounts and a first-priority pledge over the shares in the borrower. The Danish Ship Finance Credit Facility contains covenants that prohibit the borrower from, among other things, incurring additional indebtedness without the prior consent of the lender, permitting liens on assets, merging or consolidating with other entities or transferring all or any substantial part of its assets to another person. The Danish Ship Finance Credit Facility contains a covenant requiring that at all times the charter-free market value of the vessel that secures the Danish Ship Finance Credit Facility be no less than 135% of borrowings. Also, we covenant that, throughout the term of the Danish Ship Finance Credit Facility, DHT, on a consolidated basis, shall maintain a value adjusted tangible net worth of \$300 million, the value adjusted tangible net worth shall be at least 25% of value adjusted total assets and unencumbered consolidated cash shall be at least the higher of (i) \$30 million and (ii) 6% of our gross interest-bearing debt. "Value adjusted" is defined as an adjustment to reflect the difference between the carrying amount and the market valuations of the Company's vessels (as determined quarterly by an approved broker).

#### Nordea Credit Facility

In May 2021, the Company entered into a new secured credit agreement with Nordea, ABN AMRO, Credit Agricole, DNB, Danish Ship Finance, ING and SEB, as lenders, several wholly owned special-purpose vessel-owning subsidiaries as borrowers, and DHT Holdings, Inc., as guarantor (the "Nordea Credit Facility") for a \$316.2 million credit facility with Nordea as agent. The Nordea Credit Facility consists of a \$119.8 million term loan and a \$196.4 million revolving credit facility, of which \$60 million is subject to quarterly reductions through the term of the facility.

In June 2021, the Company drew down \$233.8 million under the Nordea Credit Facility and repaid the total outstanding under the Old Nordea Credit Facility, amounting to \$175.9 million. Borrowings bore interest at a rate equal to LIBOR + 1.90%. In June 2023, the Company entered into an amended and restated agreement in relation to the LIBOR cessation. The Nordea Credit Facility bears interest at a rate equal to SOFR plus CAS plus a margin of 1.90% and has final maturity in January 2027.

In August 2022, the Company entered into an agreement to sell DHT Edelweiss, a 2008 built VLCC, for \$37.0 million. The vessel was delivered to its new owner during the third quarter of 2022. The Company repaid the outstanding debt of \$12.2 million in connection with the sale and cancelled the RCF tranche of \$2.4 million. In June 2022 and September 2022, the Company prepaid \$23.1 million and \$50 million, respectively, under the Nordea Credit Facility. The voluntary prepayments were made under the revolving credit facility tranches and may be re-borrowed. In December 2022, the Company prepaid \$23.7 million under the Nordea Credit Facility and the prepayment was made for all regular installments for 2023. In December 2023, the Company prepaid \$23.7 million under the Nordea Credit Facility and the prepayment was made for all regular installments for 2024. In December 2024, the Company entered into an agreement to sell DHT Scandinavia, a 2006 built VLCC, for \$43.4 million. The vessel was delivered to its new owner during the first quarter of 2025. The vessel had no outstanding debt; however, the Company cancelled an undrawn RCF tranche of \$15 million in connection with the sale. The outstanding amount is repayable in quarterly installments of \$5.9 million from March 2025, with a final payment of \$40.9 million in addition to the last installment of \$5.2 million due in the first quarter of 2027. Additionally, the facility includes an uncommitted incremental facility of \$250.0 million.

claims, a first-priority pledge of the balances of each of the borrowers' bank accounts and a first-priority pledge over the shares in each of the borrowers. The credit facility contains covenants that prohibit the borrowers from, among other things, incurring additional indebtedness without the prior consent of the lenders, permitting liens on assets, merging or consolidating with other entities or transferring all or any substantial part of their assets to another person. The credit facility also contains a covenant requiring that at all times the charter-free market value of the vessels that secure the credit facility be no less than 135% of borrowings. Also, DHT covenants that, throughout the term of the credit facility, DHT, on a consolidated basis, shall maintain a value adjusted tangible net worth of \$300 million, the value adjusted tangible net worth shall be at least 25% of the value adjusted total assets and unencumbered assets of DHT. "Value adjusted" is defined as an adjustment to reflect the difference between the carrying amount and the market valuations of the Company's vessels (as determined quarterly by one approved broker).

Årsregnskap regnskapsåret 2024 for 988774863

#### ABN AMRO Credit Facility

In April 2018, the Company entered into a \$484 million credit facility with ABN AMRO, Nordea, Credit Agricole, DNB, ING, Danish Ship Finance, SEB, DVB and Swedbank, as lenders, two special purpose wholly owned vessel-owning subsidiaries as borrowers, and DHT Holdings, Inc. as guarantor (the "ABN AMRO Credit Facility"), for the financing of 11 VLCCs and two newbuildings. Borrowings bore interest at a rate equal to LIBOR + 2.40%.

In January 2023, the Company refinanced the outstanding amount of \$306.8 million under the ABN AMRO Credit Facility, including the \$90.1 million undrawn under the revolving credit facility, through the ING Credit Facility as described below.

#### ING Credit Facility

In January 2023, the Company entered into a new \$405.0 million secured credit facility, including a \$100.0 million uncommitted incremental facility, with ING, Nordea, ABN AMRO, Credit Agricole, Danish Ship Finance and SEB, as lenders, ten wholly owned special-purpose vessel-owning subsidiaries as borrowers, and DHT Holdings, Inc., as guarantor (the "ING Credit Facility"). The ING Credit Facility refinanced the outstanding amount under the ABN AMRO Credit Facility, as described above. Borrowings bear interest at a rate equal to SOFR plus a margin of 1.90%, including the historical CAS of 26 basis points, and is repayable in quarterly installments of \$6.3 million with maturity in January 2029.

In the third quarter of 2023, the Company drew down \$55 million under the revolving credit facility, which was applied towards the delivery of DHT Appaloosa and general corporate purposes. In the fourth quarter of 2023, the Company drew down \$24 million under the revolving credit facility, which was subsequently repaid in January 2024. In the second quarter of 2024 and the fourth quarter of 2024, the Company drew down \$25 million and \$10 million, respectively, under the revolving credit facility, which was used for installments under the newbuilding contracts.

In September 2023, the Company entered into a \$45 million senior secured credit facility under the incremental facility with ING, Nordea, ABN AMRO, Danish Ship Finance and SEB, as lenders, a wholly owned special-purpose vessel-owning subsidiary of the Company as borrower and DHT Holdings, Inc. as guarantor. Borrowings bear interest at a rate equal to SOFR plus a margin of 1.80% and is repayable in quarterly installments of \$0.75 million with maturity in January 2029. The draw down of the \$45 million senior secured credit facility was applied to repay the revolving credit facility.

a first-priority pledge of the balances of each of the borrowers' bank accounts and a first-priority pledge over the shares in each of the borrowers. The credit facility contains a covenant requiring that at all times the charter-free market value of the vessels that secure the credit facility be no less than 135% of borrowings. Also, DHT covenants that, throughout the term of the credit facility, DHT, on a consolidated basis, shall maintain a value adjusted tangible net worth of \$300 million, value adjusted tangible net worth shall be at least 25% of value adjusted total assets and unencumbered consolidated cash of at least the higher of (i) \$30 million and (ii) 6% of our gross interest-bearing debt. "Value adjusted" is defined as an adjustment to reflect the difference between the carrying amount and the market valuations of the Company's vessels (as determined quarterly by an approved broker).

## Arsregnskap regnskapsåret 2024 for 988774863

### Note 10 – Stockholders' equity and dividend payment

#### Stockholders' equity

(Dollars in thousands, except per share data)

|  | <u>Common stock</u> | <u>Preferred stock</u> |
|--|---------------------|------------------------|
| Issued at December 31, 2022                                | 162,653,339         |                        |
| Restricted stock issued                                    | 556,130             |                        |
| Retirement of treasury shares                              | (2,209,927)         |                        |
| Issued at December 31, 2023                                | 160,999,542         |                        |
| Restricted stock issued                                    | 464,945             |                        |
| Retirement of treasury shares                              | (1,481,383)         |                        |
| Issued at December 31, 2024                                | 159,983,104         |                        |
| Par value  | \$ 0.01             | \$ 0.01                |
| Number of shares authorized for issue at December 31, 2024 | 250,000,000         |                        |

#### Common stock

Each outstanding share of common stock entitles the holder to one vote on all matters submitted to a vote of stockholders.

#### Preferred stock

Terms and rights of preferred shares will be established by the board when or if such shares would be issued.

#### Stock repurchases

In 2024, the Company purchased 1,481,383, or 0.9%, of its outstanding shares in the open market for an aggregate consideration of \$13.2 million, at an average price of \$8.89 per share. All shares were retired upon receipt. In 2023, the Company purchased 2,209,927 of its own shares in the open market for an aggregate consideration of \$18.8 million, at an average price of \$8.49 per share. All shares were retired upon receipt. In 2022, the Company purchased 4,326,379 of its own shares in the open market for an aggregate consideration of \$24.8 million, at an average price of \$5.71 per share. All shares were retired upon receipt.

Dividend payments as of December 31, 2024:

Payment date:  
February 28, 2024  
May 31, 2024  
August 30, 2024  
November 29, 2024

Total payments as of December 31, 2024

| Total payment           | Per share<br>Common |
|-------------------------|---------------------|
| \$ 35.5 million         | \$ 0.22             |
| \$ 43.6 million         | \$ 0.27             |
| \$ 35.5 million         | \$ 0.22             |
| <b>\$ 161.4 million</b> | <b>\$ 1.00</b>      |

## Årsregnskap regnskapsåret 2024 for 988774863

Dividend payments as of December 31, 2023:

Payment date:  
February 24, 2023  
May 25, 2023  
August 30, 2023  
November 28, 2023

Total payments as of December 31, 2023

| Total payment           | Per share<br>Common |
|-------------------------|---------------------|
| \$ 61.9 million         | \$ 0.38             |
| \$ 37.5 million         | \$ 0.23             |
| \$ 56.7 million         | \$ 0.35             |
| \$ 30.6 million         | \$ 0.19             |
| <b>\$ 186.7 million</b> | <b>\$ 1.15</b>      |

Dividend payments as of December 31, 2022:

Payment date:  
February 24, 2022  
May 26, 2022  
August 30, 2022  
November 29, 2022

Total payments as of December 31, 2022

| Total payment          | Per share<br>Common |
|------------------------|---------------------|
| \$ 3.3 million         | \$ 0.02             |
| \$ 3.3 million         | \$ 0.02             |
| \$ 6.5 million         | \$ 0.04             |
| \$ 6.5 million         | \$ 0.04             |
| <b>\$ 19.7 million</b> | <b>\$ 0.12</b>      |

Refer to Note 18 for the dividend paid after the reporting date.

### Note 11 – Operating expenses

#### Voyage expenses

(Dollars in thousands)

|                               | 2024              | 2023              | 2022              |
|-------------------------------|-------------------|-------------------|-------------------|
| Bunkers                       | \$ 150,682        | \$ 133,332        | \$ 154,182        |
| Other voyage related expenses | 28,941            | 32,335            | 31,320            |
| <b>Total voyage expenses</b>  | <b>\$ 179,623</b> | <b>\$ 165,667</b> | <b>\$ 185,502</b> |

Voyage expenses relate to bunkers consumption and other voyage related expenses, such as broker commissions and port costs. Voyage expenses for time charter contracts are paid by the charterer, whereas voyage expenses for vessels operating in the spot market are paid by the Company. In 2024, the Company had an increase in voyage expenses compared to 2023, and the increase was mainly due to higher bunker prices in 2024, one additional vessel in the fleet and fewer off hire days. In 2023, the Company had a reduction in voyage expenses compared to 2022, and the decrease was mainly due to lower bunker prices in 2023.

#### Vessel operating expenses

(Dollars in thousands)

|  | 2024             | 2023             | 2022             |
|--|------------------|------------------|------------------|
| Operating expenses                     | \$ 70,620        | \$ 68,554        | \$ 67,846        |
| Insurance                              | 7,974            | 6,875            | 5,963            |
| <b>Total vessel operating expenses</b> | <b>\$ 78,594</b> | <b>\$ 75,429</b> | <b>\$ 73,809</b> |

Vessel operating expenses relate to crewing, maintenance, stores and spares and other technical costs to operate our vessels.

**General and administrative expenses***(Dollars in thousands)*

Total compensation to employees and Directors  
 Office and administrative expenses  
 Audit, legal and consultancy

|  | 2024             | 2023             | 2022             |
|--|------------------|------------------|------------------|
|  | \$ 13,129        | \$ 11,652        | \$ 11,763        |
|  | 1,655            | 1,856            | 3,677            |
| <b>Total general and administrative expenses</b> | <b>\$ 18,944</b> | <b>\$ 17,448</b> | <b>\$ 16,889</b> |

**Årsregnskap regnskapsåret 2024 for 988774863****Stock compensation**

The Company currently maintains the 2022 Incentive Compensation Plan (the "2022 Plan") for the benefit of directors and senior management. Different awards may be granted under the 2022 Plan, including stock options, restricted shares/restricted stock units and cash incentive awards.

*Restricted shares*

Restricted shares can neither be transferred nor assigned by the participant.

*Vesting conditions*

Awards issued vest subject to continued employment or office, except in the event that a member of the board of directors ceases service on the board of directors prior to the applicable vesting date for any reason, in which case his or her restricted stock would immediately vest in full. The awards have graded vesting. For some of the awards there is an additional vesting condition requiring certain market conditions to be met.

The 2022 Plan may allow for different criteria for new grants.

**Stock compensation series**

|   | Number of<br>shares/ options | Vesting Period   | Fair value at<br>grant date |
|---|------------------------------|------------------|-----------------------------|
| Granted January 2021, restricted shares | 579,100                      | 1, 2 and 3 years | \$ 5.52                     |
| Granted January 2021, restricted shares | 175,000                      | 1 year           | 5.52                        |
| Granted January 2021, restricted shares | 119,900                      | 1, 2 and 3 years | 3.22                        |
| Granted January 2022, restricted shares | 175,000                      | 1 year           | 5.38                        |
| Granted January 2022, restricted shares | 573,359                      | 1, 2 and 3 years | 5.30                        |
| Granted January 2022, restricted shares | 124,594                      | 1, 2 and 3 years | 4.29                        |
| Granted January 2023, restricted shares | 251,250                      | 1, 2 and 3 years | 8.25                        |
| Granted January 2023, restricted shares | 48,750                       | 1, 2 and 3 years | 6.72                        |
| Granted January 2023, restricted shares | 135,000                      | 1 year           | 8.25                        |
| Granted January 2024, restricted shares | 251,250                      | 1, 2 and 3 years | 10.94                       |
| Granted January 2024, restricted shares | 48,750                       | 1, 2 and 3 years | 8.04                        |
| Granted January 2024, restricted shares | 150,000                      | 1 year           | \$ 10.94                    |

# Årsregnskap regnskapsåret 2024 for 988774863

## Restricted common stock

|   |  |                |
|---|--|----------------|
| Outstanding at December 31, 2021        |  | 960,865        |
| Granted                                 |  | 17,757         |
| Exercised <sup>1</sup>                  |  | 800,723        |
| Forfeited                               |  | 199,400        |
| <b>Outstanding at December 31, 2022</b> |  | <b>833,695</b> |
|   |  |                |
| Outstanding at December 31, 2022        |  | 833,695        |
| Granted                                 |  | 435,000        |
| Exercised <sup>1</sup>                  |  | 503,688        |
| Forfeited                               |  | 57,431         |
| <b>Outstanding at December 31, 2023</b> |  | <b>707,576</b> |
|   |  |                |
| Outstanding at December 31, 2023        |  | 707,576        |
| Granted                                 |  | 425,000        |
| Exercised <sup>1</sup>                  |  | 382,852        |
| <b>Outstanding at December 31, 2024</b> |  | <b>749,724</b> |

<sup>1</sup> Does not include shares in lieu of dividends

### Stock compensation expenses

(Dollars in thousands)

|  | 2024     | 2023     | 2022     |
|--|----------|----------|----------|
| Expense recognized from stock compensation | \$ 4,240 | \$ 3,313 | \$ 4,211 |

The fair value on the vesting date for shares that vested in 2024 was \$8.25 for 212,042 shares, \$5.52 for 129,205 shares and \$5.30 for 123,698 shares. The fair value on the vesting date for shares that vested in 2023 was \$8.25 for 24,163 shares, \$8.22 for 123,444 shares, \$5.52 for 107,733 shares, \$5.38 for 198,745 shares and \$5.30 for 102,045 shares. The fair value on the vesting date for shares that vested in 2022 was \$8.22 for 122,057 shares, \$5.52 for 388,412 shares, \$5.30 for 175,048 shares and \$4.25 for 167,431 shares. All share-based compensation is equity-settled and no payments were made for the vested shares. The average contractual life for the outstanding stock compensation series was 1.09 years as of December 31, 2024.

### Valuation of stock compensation

The fair value at grant date for the shares subject to market conditions is independently determined using a Monte Carlo simulation model that takes into account the grant date, the share price at grant date, the risk-free interest rate, the expected volatility, the expected dividends and the correlation coefficients. The expected price volatility is based on the historic volatility (based on the daily share price logarithmic returns for the contractual life of the restricted stock) adjusted for any expected changes to future volatility due to publicly available information.

In January 2024, a total of 300,000 shares of restricted stock were awarded to management for the year 2023. Of these shares, 67,500 shares vested in January 2025, 67,500 shares will vest in January 2026 and 67,500 shares will vest in January 2027, subject to continued employment or office, as applicable. The fair value at grant date was equal to the share price at grant date. The remaining 97,500 shares vested in December 2024, subject to certain market conditions, and the calculated fair value was \$8.04 per share for 48,750 shares and \$10.94 per share for 48,750 shares. In January 2023, a total of 300,000 shares of restricted stock were awarded to management for the year 2022. Of these shares, 67,500 shares vested in January 2024, 67,500 shares vested in January 2025 and 67,500 shares will vest in January 2026, subject to continued employment or office, as applicable, and 32,500 shares are forfeited. The fair value at grant date was equal to the share price at grant date. The remaining 65,000 shares vested in December 2024, subject to certain market conditions, and the calculated fair value was \$8.25 per share for 32,500 shares and \$6.72 per share for 32,500 shares.

In January 2024, a total of 125,000 shares of restricted stock were awarded to the board of directors for the year 2023. The fair value at grant date was equal to the share price at grant date and the shares will vest in June 2025. In January 2023, a total of 135,000 shares of restricted stock were awarded to the board of directors for the year 2022. The fair value at grant date was equal to the share price at grant date, and 22,500 shares vested in June 2023, while the rest of the shares vested in June 2024.

Remuneration of Directors and Executives as a group:

(Dollars in thousands)

Cash compensation

Pension cost

Share compensation <sup>1</sup>

Total remuneration

|  | 2024     | 2023     | 2022     |
|--|----------|----------|----------|
|  | 150      | 125      | 764      |
|  | 3,282    | 2,504    | 3,316    |
|  | \$ 6,427 | \$ 5,054 | \$ 6,129 |

<sup>1</sup> Share compensation reflects the expense recognized.

**Shares held by Directors and Executives**

|  | 2024      | 2023      | 2022      |
|--|-----------|-----------|-----------|
| Executives and Directors as a group <sup>1</sup> | 2,362,991 | 2,143,973 | 1,908,331 |

<sup>1</sup> Includes 400,970 (2023: 498,818, 2022: 595,832) shares of restricted stock subject to vesting conditions and 139,713 shares of restricted stock vested but not issued.

In connection with termination of an Executive's employment, the President & Chief Executive Officer may be entitled to an amount equal to 18 months' base salary and the Chief Financial Officer may be entitled to an amount equal to 12 months' base salary. In certain circumstances, any unvested equity awards may become fully vested.

**Prepaid expenses**

(Dollars in thousands)

Prepaid voyage expenses

Prepaid vessel operating expenses

Other

Total prepaid expenses

|  | 2024     | 2023      |
|--|----------|-----------|
|  | \$ 2,707 | \$ 4,006  |
|  | 2,540    | 6,676     |
|  | 1,953    | 2,875     |
|  | \$ 7,200 | \$ 13,557 |

**Note 12 – Inventories**

Inventories consist mainly of remaining bunkers for our spot vessels at the end of the year. The total inventories balance was \$37,688 thousand as of December 31, 2024, compared to \$33,806 thousand as of December 31, 2023.

Bunker inventory is stated at the lower of cost and net realizable value. Cost is determined using the FIFO method and includes expenditures incurred in acquiring the bunkers and delivery cost less discounts.

**Note 13 – Related parties**

Related party transactions relate to the Company's subsidiaries, associated company, employees and members of the board of directors.

Transactions between DHT Holdings, Inc. and its subsidiaries have been eliminated on consolidation and are not disclosed in this note.

For the first five months of 2022, DHT Holdings, Inc. had a 50% ownership in Goodwood, which was treated as an investment in associate. During that period, total technical management fees paid were \$1,485 thousand. In May 2022, the parent company acquired an additional 3% equity interest in Goodwood through a step acquisition, resulting in a total ownership of 53%. Refer to Note 16 for more information regarding business combination.

Further, DHT has guarantees for certain of its subsidiaries. This mainly relates to the Company's secured credit facilities, all of which are entered into by special-purpose wholly owned vessel-owning subsidiaries as borrowers and guaranteed by DHT Holdings, Inc.

The Company is required to have an occupational pension scheme in accordance with Norwegian law on required occupational pensions ("lov om obligatorisk tjenestepensjon") for the employees in DHT Management AS. The pension scheme satisfies the requirements of this law and comprises a defined benefit scheme. At the end of the year, there were 13 participants in the benefit plan.

*Defined benefit pension*

## Årsregnskap regnskapsåret 2024 for 988774863

DHT Management AS established a defined benefit plan for qualifying employees in 2010. Under the plan, the employees, from age 67, are entitled to 70% of their base salary at retirement date. Parts of the pension are covered by payments from the National Insurance Scheme in Norway. The defined benefit plan is insured through an insurance company.

*Liability for defined benefit pension*

DHT Management AS makes contributions to the defined benefit plan and as of December 31, 2024, the net liability recorded was \$530 thousand, compared to \$900 thousand as of December 31, 2023, and \$695 thousand as of December 31, 2022.

DHT Management AS expects to contribute \$352 thousand to its defined benefit pension plan in 2025. Contribution to the defined benefit pension plan for the years 2024, 2023 and 2022 was \$447 thousand, \$661 thousand and \$333 thousand, respectively.

**Note 15 – Tax**

DHT Holdings, Inc. is a foreign corporation that is not subject to United States federal income taxes. Further, DHT is not subject to income taxes imposed by the Marshall Islands, the country in which it is incorporated, and there are no U.S. legal entities. The Monegasque company, DHT Management S.A.M., is subject to income taxation in Monaco, the Norwegian management company, DHT Management AS, is subject to income taxation in Norway and the direct and indirect subsidiaries in Singapore, DHT Ship Management (Singapore) Pte. Ltd, DHT Chartering (Singapore) Pte. Ltd, Goodwood Ship Management Pte. Ltd., and Goodwood Shipping Agencies Pte. Ltd. are subject to income taxation in Singapore and the indirect Indian subsidiary, Goodwood Marine Services Pvt. Ltd. is subject to income taxation in India. The tax effects for the companies are disclosed below.

**Specification of income tax**

*(Dollars in thousands)*

|                                       | 2024          | 2023          | 2022          |
|---------------------------------------|---------------|---------------|---------------|
| Income tax payable                    | \$ 607        | \$ 532        | \$ 592        |
| Tax expenses related to previous year | (22)          | 47            | (4)           |
| Change in deferred tax                | 22            | 70            | (1)           |
| <b>Total income tax expense</b>       | <b>\$ 608</b> | <b>\$ 649</b> | <b>\$ 587</b> |

**Specification of temporary differences and deferred tax**

*(Dollars in thousands)*

|   | December 31,<br>2024 | December 31,<br>2023 | December 31,<br>2022 |
|---|----------------------|----------------------|----------------------|
| Property, plant and equipment                           | \$ 360               | \$ 294               | \$ 468               |
| Pensions  | (530)                | (900)                | (695)                |
| Total basis for deferred tax                            | \$ (170)             | \$ (606)             | \$ (227)             |
| <b>Deferred tax liability/(asset), net <sup>1</sup></b> | <b>\$ (84)</b>       | <b>\$ (176)</b>      | <b>\$ (113)</b>      |
| Deferred tax (asset), gross <sup>2</sup>                | (127)                | (212)                | (168)                |
| Deferred tax liability, gross <sup>2</sup>              | 43                   | 36                   | 55                   |

<sup>1</sup> Due to materiality, recognized in prepaid expenses and not on a separate line in the statements of financial position.

<sup>2</sup> Deferred tax liabilities related to one of the indirect subsidiaries in Singapore and one of the direct subsidiaries in Singapore, and cannot be off-set with the deferred tax asset related to the subsidiary in Norway.

(Dollars in thousands)

Profit/(loss) before income tax  
Expected income tax assessed at the tax rate for the Parent company (0%)  
Adjusted for tax effect of the following items:  
Income in subsidiary, subject to income tax

|                                 | 2024          | 2023          | 2022          |
|---------------------------------|---------------|---------------|---------------|
|                                 | \$ 182,069    | \$ 162,046    | \$ 62,567     |
|                                 | -             | -             | -             |
|                                 | 608           | 649           | 587           |
| <b>Total income tax expense</b> | <b>\$ 608</b> | <b>\$ 649</b> | <b>\$ 587</b> |

## Årsregnskap regnskapsåret 2024 for 988774863

### Note 16 – Investment in associate company and business combination

#### Investment in associate

During the first five months of 2022, the parent company owned 50% of Goodwood, whose principal activity is ship management and place of incorporation and business is Singapore. The ownership interest was treated as an investment in associate under the equity method.

The following summarizes the share of profit of the associate that is accounted for using the equity method:

(Dollars in thousands)

Company's share of

- Profit after taxation

- Other comprehensive income for the year, net of tax

- Total comprehensive income for the year

|  | 2024        | 2023        | 2022            |
|--|-------------|-------------|-----------------|
|  | \$ -        | \$ -        | \$ 1,327        |
|  | \$ -        | \$ -        | \$ (66)         |
|  | <b>\$ -</b> | <b>\$ -</b> | <b>\$ 1,261</b> |

#### Business combination

In May 2022, the parent company, acquired an additional 3% equity interest in Goodwood, a privately owned ship management company incorporated under the laws of the Republic of Singapore, for a purchase price of \$394 thousand in cash. A change in Goodwood's partnership structure allowed DHT to increase its shareholding under the existing partnership agreement.

Following the acquisition, DHT's ownership percentage increased to 53%, thereby obtaining control over Goodwood in what is known as a step acquisition. Previously held equity interests in Goodwood were remeasured to a fair value of \$6,030 thousand, resulting in a loss of \$637 thousand, which was recognized under other financial (expense)/income in the consolidated income statement.

(Dollars in thousands)

Net cash acquired with the subsidiary

Cash paid

**Net cash flow on acquisition**

**Cash flow on**

**acquisition**

\$ 8,660

(394)

**\$ 8,267**

The goodwill of \$1,356 thousand that resulted from the acquisition comprises the value of the personnel technical management expertise, customer base, and market reputation, which are not separately recognized.

#### Impact of acquisition on the results of the Company

For the period from May 31 to December 31, 2022, Goodwood contributed \$3,764 thousand to total revenues and a profit of \$1,129 thousand before tax to the Company.

If the business combination had taken place at the beginning of 2022, the total revenues would have been \$457,381 thousand on a pro forma basis and the combined result before tax would have improved by \$588 thousand to \$63,155 thousand on a pro forma basis.

SEC Regulation S-X Rule 5-04 requires DHT to disclose condensed financial statements of the parent company when the restricted net assets of consolidated subsidiaries exceed 25% of consolidated net assets as of the end of the most recently completed fiscal year as prescribed in SEC Regulation S-X Rule 12-04 Condensed Financial Information of Registrant. For purposes of the test, restricted net assets of consolidated subsidiaries shall mean that amount of the registrant's proportionate share of net assets of consolidated subsidiaries (after intercompany eliminations), which as of the end of the most recent fiscal year may not be transferred to the parent company by subsidiaries in the form of loans, advances, or other receivables, or in the form of investments in, or interests in, other entities, including government, etc.).

## Arsregnskap regnskapsåret 2024 for 988774863

The restricted net assets of consolidated subsidiaries exceeded 25% of the consolidated net assets of the parent company as of December 31, 2024, 2023 and 2022. The restricted assets mainly relate to assets restricted by covenants in our secured credit agreements entered into by the vessel-owning subsidiaries.

F-38

December 31,      December 31,  
2024                      2023

## Årsregnskap regnskapsåret 2024 for 988774863

(Dollars in thousands)

**ASSETS**

**Current assets**

Cash and cash equivalents  
~~Accounts receivable and prepaid expenses~~  
 Amounts due from related parties

**Total current assets**

Investments in subsidiaries

**Total non-current assets**

**Total assets**

**LIABILITIES AND STOCKHOLDERS' EQUITY**

**Current liabilities**

Accounts payable and accrued expenses

**Total current liabilities**

**Stockholders' equity**

Stock

Paid-in additional capital

Accumulated deficit

**Total stockholders' equity**

**Total liabilities and stockholders' equity**

**Condensed Income Statement**

(Dollars in thousands)

Impairment charge

Dividend income

General and administrative expense

**Operating income/(loss)**

Interest income

Other financial (expense)/income

**Profit/(loss) for the year**

|           | Year ended<br>December 31,<br>2024 | Year ended<br>December 31,<br>2023 | Year ended<br>December 31,<br>2022 |
|-----------|------------------------------------|------------------------------------|------------------------------------|
| \$        | (999)                              | (699)                              | (1,234)                            |
|           | 275,400                            | 119,514                            | 77,820                             |
|           | (18,566)                           | (17,651)                           | (17,704)                           |
| <b>\$</b> | <b>255,835</b>                     | <b>101,164</b>                     | <b>58,881</b>                      |
| \$        | 938                                | 9,114                              | 18,823                             |
|           | (27)                               | (72)                               | (141)                              |
| <b>\$</b> | <b>256,746</b>                     | <b>110,206</b>                     | <b>77,563</b>                      |

F-39

(Dollars in thousands)

Profit/(loss) for the year

Total comprehensive income/(loss) for the period

Attributable to the owners

|  | Year ended<br>December 31,<br>2024 | Year ended<br>December 31,<br>2023 | Year ended<br>December 31,<br>2022 |
|--|------------------------------------|------------------------------------|------------------------------------|
|  | \$ 256,746                         | \$ 110,206                         | \$ 77,563                          |
|  | \$ 256,746                         | \$ 110,206                         | \$ 77,563                          |

In the condensed financial statements of the parent company, the parent company's investments in subsidiaries were recorded at cost less any impairment. An assessment for impairment was performed when there was an indication that the investment had been impaired or the impairment losses recognized in prior years no longer existed.

#### Condensed Statement of Cash Flow

(Dollars in thousands)

##### Cash flows from operating activities

Profit/(loss) for the year

Items included in net income not affecting cash flows:

Impairment charge

Compensation related to options and restricted stock

Changes in operating assets and liabilities:

Accounts receivable and prepaid expenses

Accounts payable and accrued expenses

Amounts due to related parties

Net cash provided by operating activities

|  | Year ended<br>December 31,<br>2024 | Year ended<br>December 31,<br>2023 | Year ended<br>December 31,<br>2022 |
|--|------------------------------------|------------------------------------|------------------------------------|
|  | \$ 256,746                         | \$ 110,206                         | \$ 77,563                          |
|  | 999                                | 699                                | 1,234                              |
|  | 2,786                              | 2,168                              | 3,013                              |
|  | 64                                 | 105                                | (675)                              |
|  | (735)                              | 858                                | (246)                              |
|  | (75,608)                           | 10,574                             | (69,740)                           |
|  | \$ 184,252                         | \$ 124,611                         | \$ 11,150                          |

##### Cash flows from investing activities

Investments in subsidiaries

Loan to subsidiaries

Net cash provided by investing activities

|  |      |           |           |
|--|------|-----------|-----------|
|  | \$ - | \$ -      | \$ (395)  |
|  | \$ - | \$ 60,180 | \$ 47,744 |
|  | \$ - | \$ 60,180 | \$ 47,349 |

##### Cash flows from financing activities

Cash dividends paid

Purchase of treasury shares

Net cash used in financing activities

|  |              |              |             |
|--|--------------|--------------|-------------|
|  | \$ (161,396) | \$ (186,672) | \$ (19,679) |
|  | (13,196)     | (18,808)     | (24,758)    |
|  | \$ (174,591) | \$ (205,480) | \$ (44,436) |

Net increase/(decrease) in cash and cash equivalents

Cash and cash equivalents at beginning of period

Cash and cash equivalents at end of period

|  |           |             |           |
|--|-----------|-------------|-----------|
|  | \$ 9,661  | \$ (20,689) | \$ 14,062 |
|  | 8,912     | 29,601      | 15,339    |
|  | \$ 18,573 | \$ 8,912    | \$ 29,601 |

The condensed financial information of the parent company has been prepared using the same accounting policies as set out in the accompanying consolidated financial statements except that the cost method has been used to account for investments in its subsidiaries.

A reconciliation of the profit/(loss) and equity of the parent company only between cost method of accounting and equity method of accounting for investments in its subsidiaries are as follows:

(Dollars in thousands)

Årsregnskap regnskapsåret 2024 for 988774863

|   | Year ended<br>December 31,<br>2024 | Year ended<br>December 31,<br>2023 | Year ended<br>December 31,<br>2022 |
|---|------------------------------------|------------------------------------|------------------------------------|
| Profit/(loss) of the parent company only under cost method of accounting  | \$ 256,746                         | \$ 110,206                         | \$ 77,563                          |
| Additional profit/(loss) if subsidiaries had been accounted for using equity method of accounting as opposed to cost method of accounting | (75,356)                           | 50,716                             | (16,107)                           |
| Profit/(loss) of the parent company only under equity method of accounting  | <u>\$ 181,390</u>                  | <u>\$ 160,922</u>                  | <u>\$ 61,456</u>                   |

**Equity reconciliation**

(Dollars in thousands)

|  | December 31,<br>2024 | December 31,<br>2023 | December 31,<br>2022 |
|--|----------------------|----------------------|----------------------|
| Equity of the parent company only under cost method of accounting  | \$ 866,476           | \$ 780,536           | \$ 872,943           |
| Additional profit if subsidiaries had been accounted for using equity method of accounting as opposed to cost method of accounting | 269,861              | 345,217              | 294,501              |
| Equity of the parent company only under equity method of accounting  | <u>\$ 1,136,337</u>  | <u>\$ 1,125,753</u>  | <u>\$ 1,167,444</u>  |

Dividends from subsidiaries are recognized when they are authorized. During the year ended December 31, 2024, the parent company recorded dividend income from its subsidiaries of \$275,400 thousand. During the year ended December 31, 2023, the parent company recorded dividend income from its subsidiaries of \$117,171 thousand. During the year ended December 31, 2022, the parent company recorded dividend income from its subsidiaries of \$72,700 thousand.

During the year ended December 31, 2024, the parent company was a guarantor for all of its credit facilities. Please refer to Notes 8 and 9 for a listing and summary of the credit facilities.

**Note 18 – Events after the reporting date**

In January 2025, for the year 2024, a total of 300,000 shares of restricted stock were awarded to management pursuant to the 2022 Plan, of which 67,500 shares will vest in January 2026, 67,500 shares will vest in January 2027, 48,750 shares will vest prior to December 2027 and 67,500 shares will vest in January 2028. The remaining 48,750 shares will vest subject to certain market conditions prior to December 2027. The above vesting is subject to continued employment or office, as applicable, as of the relevant vesting date. The estimated fair value at grant date was \$9.33 for 251,250 shares and \$9.12 per share for 48,750 shares. In January 2025, a total of 150,000 shares of restricted stock were awarded to the board of directors pursuant to the 2022 Plan. The estimated fair value at grant date was \$9.33 and the shares will vest in June 2026.

On January 15, 2025, DHT Scandinavia was delivered to its new owner. The vessel had no outstanding debt, and the Company booked a gain of \$19.8 million in the first quarter of 2025 related to the sale.

In January 2025, the Company entered into a one-year time charter contract for DHT China, built in 2007. The time charter contract has a rate of \$40,000 per day. The vessel was delivered into the time charter contract in January.

On February 5, 2025, DHT announced that it would pay a dividend of \$0.17 per common share on February 25, 2025, to shareholders of record as of February 18, 2025. This resulted in a total dividend payment of \$27.3 million. The financial statements were approved by the board of directors on March 12, 2025, and authorized for issue.

In March 2025, the Company entered into a one-year time charter contract for DHT Tiger, built in 2017. The time charter contract has a rate of \$52,500 per day. The vessel is expected to be delivered into the time charter contract at the end of March.

---

The following description of DHT Holdings, Inc.'s (the "Company") common stock is only a summary and does not purport to be complete. It is subject to and qualified in its entirety by reference to applicable law, including the Republic of the Marshall Islands Business Corporations Act (the "BCA"), our amended and restated articles of incorporation and amended and restated bylaws, each of which is filed as an exhibit to this Annual Report on Form 20-F and is incorporated by reference herein. We encourage you to read our amended and restated articles of incorporation and amended and restated bylaws.

In this section, references to "we," "our," "ours" and "us" refer only to DHT Holdings, Inc. and not to any of its direct or indirect subsidiaries or affiliates except as expressly provided. In this section, references to "common stock" are to our common registered shares.

#### AUTHORIZED CAPITALIZATION

Under our amended and restated articles of incorporation, our authorized capital stock consists of 250,000,000 shares of common stock, par value \$0.01 per share, and 1,000,000 shares of preferred stock, par value \$0.01 per share. As of December 31, 2024, we had 159,983,104 shares of common stock outstanding. As of March 15, 2025, we had 160,557,978 shares of common stock outstanding and no shares of any class of preferred stock. As of December 31, 2024, neither we nor our subsidiaries hold any shares of common stock or any shares of any series of preferred stock.

Our amended and restated articles of incorporation authorize our board of directors to establish one or more series of preferred stock and to determine, with respect to any series of preferred stock, the terms and rights of that series, including: the designation of the series; the number of shares of the series; the preferences and relative, participating, option or other special rights, if any, and any qualifications, limitations or restrictions of such series; and the voting rights, if any, of the holders of the series.

#### ECONOMIC RIGHTS

Subject to preferences that may be applicable to any outstanding shares of preferred stock, holders of shares of common stock are entitled to receive ratably all dividends, if any, declared by our board of directors out of funds legally available for dividends. Upon our dissolution or liquidation or the sale of all or substantially all of our assets, after payment in full of all amounts required to be paid to creditors and to the holders of preferred stock having liquidation preferences, if any, the holders of our common stock will be entitled to receive pro rata our remaining assets available for distribution. Holders of common stock do not have conversion, redemption or preemptive rights to subscribe to any of our securities. The rights, preferences and privileges of holders of common stock are subject to the rights of the holders of any shares of preferred stock which we have issued or may issue in the future. Our common stock is not subject to any sinking fund provisions and no holder of any shares will be required to make additional contributions of capital with respect to our shares in the future. There are no provisions in our amended and restated articles of incorporation or amended and restated bylaws discriminating against a stockholder because of his or her ownership of a particular number of shares.

We are not aware of any limitations on the rights to own our common stock, including rights of non-resident or foreign stockholders to hold or exercise voting rights on our common stock, imposed by foreign law or by our amended and restated articles of incorporation or amended and restated bylaws.

---

---

## STOCKHOLDER MEETINGS

Under our amended and restated bylaws, annual stockholder meetings will be held at a time and place selected by our board of directors. The meetings may be held in or outside of the Marshall Islands. Special meetings may be called by stockholders holding not less than one-fifth of all the outstanding shares entitled to vote at such meeting. Our board of directors may set a record date between 15 and 60 days before the date of any meeting to determine the stockholders that will be eligible to receive notice and vote at the meeting.

## DISSENTERS' RIGHTS OF APPRAISAL AND PAYMENT

Under the BCA, our stockholders have the right to dissent from various corporate actions, including any merger or consolidation or sale of all or substantially all of our assets not made in the usual course of our business, and receive payment of the fair value of their shares. In the event of any further amendment of our articles of incorporation, a stockholder also has the right to dissent and receive payment for his or her shares if the amendment alters certain rights in respect of those shares. The dissenting stockholder must follow the procedures set forth in the BCA to receive payment. In the event that we and any dissenting stockholder fail to agree on a price for the shares, the BCA procedures involve, among other things, the institution of proceedings in the high court of the Republic of the Marshall Islands or in any appropriate court in any jurisdiction in which our shares are primarily traded on a local or national securities exchange.

## STOCKHOLDERS' DERIVATIVE ACTIONS

Under the BCA, any of our stockholders may bring an action in our name to procure a judgment in our favor, also known as a derivative action, provided that the stockholder bringing the action is a holder of common stock both at the time the derivative action is commenced and at the time of the transaction to which the action relates.

## LIMITATIONS ON LIABILITY AND INDEMNIFICATION OF OFFICERS AND DIRECTORS

The BCA authorizes corporations to limit or eliminate the personal liability of directors and officers to corporations and their stockholders for monetary damages for breaches of directors' fiduciary duties. Our amended and restated bylaws include a provision that eliminates the personal liability of directors for monetary damages for actions taken as a director to the fullest extent permitted by law. In February 2013, we amended our bylaws to clarify the scope of indemnification rights provided to directors and officers.

Our amended and restated bylaws provide that we must indemnify our directors and officers to the fullest extent authorized by law. We are also expressly authorized to advance certain expenses (including attorneys' fees and disbursements and court costs) to our directors and officers and carry directors' and officers' insurance providing indemnification for our directors, officers and certain employees for some liabilities. We believe that these indemnification provisions and insurance are useful to attract and retain qualified directors and executive officers.

The limitation of liability and indemnification provisions in our amended and restated articles of incorporation and amended and restated bylaws may discourage stockholders from bringing a lawsuit against directors for breach of their fiduciary duty. These provisions may also have the effect of reducing the likelihood of derivative litigation against directors and officers, even though such an action, if successful, might otherwise benefit us and our stockholders. In addition, your investment may be adversely affected to the extent we pay the costs of settlement and damage awards against directors and officers pursuant to these indemnification provisions.

---

Several provisions of our amended and restated articles of incorporation and amended and restated bylaws, which are summarized below, may have anti-takeover effects. These provisions are intended to avoid costly takeover battles, lessen our vulnerability to a hostile change of control and enhance the ability of our board of directors to maximize stockholder value in connection with any unsolicited offer to acquire us. However, these anti-takeover provisions, which are summarized below, could also discourage, delay or prevent (1) the merger or acquisition of our company with another company, (2) a proxy contest or otherwise that a stockholder may consider in its best interest or (2) the removal of incumbent officers and directors.

---

**Issuance of Capital Stock**

Under the terms of our amended and restated articles of incorporation and the laws of the Republic of the Marshall Islands, our board of directors has authority, without any further vote or action by our stockholders, to issue any remaining authorized shares of blank check preferred stock and any remaining authorized shares of our common stock. Our board of directors may issue shares of preferred stock on terms calculated to discourage, delay or prevent a change of control of our company or the removal of our management.

**Classified Board of Directors**

Our amended and restated articles of incorporation provide for the division of our board of directors into three classes of directors, with each class as nearly equal in number as possible, serving staggered, three-year terms. Approximately one-third of our board of directors will be elected each year. This classified board provision could discourage a third party from making a tender offer for our shares or attempting to obtain control of us. It could also delay stockholders who do not agree with the policies of our board of directors from removing a majority of our board of directors for two years.

**Election and Removal of Directors**

Our amended and restated articles of incorporation prohibit cumulative voting in the election of directors. Our amended and restated bylaws require parties other than the board of directors to give advance written notice of nominations for the election of directors. Our amended and restated articles of incorporation also provide that our directors may be removed only for cause and only upon the affirmative vote of a majority of the outstanding shares of our capital stock entitled to vote for those directors. These provisions may discourage, delay or prevent the removal of incumbent officers and directors.

Our amended and restated bylaws provide that stockholders are required to give us advance notice of any person they wish to propose for election as a director if that person is not proposed by our board of directors. These advance notice provisions provide that the stockholder must have given written notice of such proposal not less than 90 days nor more than 120 days prior to the anniversary date of the immediately preceding annual general meeting. In the event the annual general meeting is called for a date that is not within 30 days before or after such anniversary date, notice by the stockholder must be given not later than 10 days following the earlier of the date on which notice of the annual general meeting was mailed to stockholders or the date on which public disclosure of the date of the annual general meeting was made.

In the case of a special general meeting called for the purpose of electing directors, notice by the stockholder must be given not later than 10 days following the earlier of the date on which notice of the special general meeting was mailed to stockholders or the date on which public disclosure of the date of the special general meeting was made. Any nomination not properly made will be disregarded.

A director may be removed only for cause by the stockholders, provided notice is given to the director of the stockholders meeting convened to remove the director and provided such removal is approved by the affirmative vote of a majority of the outstanding shares of our capital stock entitled to vote for those directors. The notice must contain a statement of the intention to remove the director and must be served on the director not less than fourteen days before the meeting. The director is entitled to attend the meeting and be heard on the motion for his removal.

---



• A copy of the notice of any meeting shall be given personally or sent by mail not less than 15 nor more than 60 days before meeting

• written notice shall be given not less than 10 nor more than 60 days before the meeting

#### Stockholder's Voting Rights

## Arsregnskap regnskapsåret 2024 for 988774863

Any action required to be taken by a meeting of stockholders may be taken without a meeting if unanimous consent is in writing and is signed by all the stockholders entitled to vote on the subject matter

Any action which may be taken at any meeting of stockholders, may be taken without a meeting, if consent is in writing and signed by the holders of outstanding stock having not less than the minimum number of votes that would be necessary to authorize such action at a meeting at which all shares entitled to vote thereon were present and voted

Any person authorized to vote may authorize another person or persons to act for him by proxy

Any person authorized to vote may authorize another person to act for him by proxy

Unless otherwise provided in the articles of incorporation, majority of shares entitled to vote, in person or by proxy, constitutes a quorum. In no event shall a quorum consist of fewer than one-third of the shares entitled to vote at a meeting

For non-stock companies, a certificate of incorporation or bylaws may specify the number of members to constitute a quorum

No provision for cumulative voting

For stock corporations, a certificate of incorporation or bylaws may specify the number to constitute a quorum but in no event shall a quorum consist of less than one-third of shares entitled to vote at a meeting. In the absence of such specifications, a majority of shares entitled to vote shall constitute a quorum

The certificate of incorporation may provide for cumulative voting

#### Directors

The board of directors must consist of at least one member

The board of directors must consist of at least one member

Number of members can be changed by an amendment to the bylaws, by the stockholders, or by action of the board

Number of board members shall be fixed by the bylaws, unless the certificate of incorporation fixes the number of directors, in which case a change in the number shall be made only by amendment of the certificate of incorporation

If the board of directors is authorized to change the number of directors, it can only do so by an absolute majority (majority of the entire board)

#### Dissenter's Rights of Appraisal

Stockholders have a right to dissent from a merger or sale of all or substantially all assets not made in the usual course of business, and receive payment of the fair value of their shares

Appraisal rights shall be available for the shares of any class or series of stock of a corporation in a merger or consolidation

A holder of any adversely affected shares who does not vote on or consent in writing to an amendment to the articles of incorporation has the right to dissent and to receive payment for such shares if the amendment:

- Alters or abolishes any preferential right of any outstanding shares having preference;
- Creates, alters, or abolishes any provision or right in respect to the redemption of any outstanding shares;

- Alters or abolishes any preemptive right of such holder to acquire shares or other securities; or
- Excludes or limits the right of such holder to vote on any matter, except as such right may be limited by the voting rights given to new shares then being authorized of any existing new class

---

## Stockholder's Derivative Actions

An action may be brought in the right of a corporation to procure a judgment in its favor, by a holder of shares or of voting trust certificates or of a beneficial interest in such shares or certificates. It shall be made to appear that the plaintiff is such a holder at the time of bringing the action and that he was such a holder at the time of the transaction of which he complains, or that his shares or his interest therein devolved upon him by operation of law

In any derivative suit instituted by a stockholder or a corporation, it shall be averred in the complaint that the plaintiff was a stockholder of the corporation at the time of the transaction of which he complains or that such stockholder's stock thereafter devolved upon such stockholder by operation of law

Complaint shall set forth with particularity the efforts of the plaintiff to secure the initiation of such action by the board or the reasons for not making such effort

Such action shall not be discontinued, compromised or settled without the approval of the High Court of the Republic

Attorney's fees may be awarded if the action is successful

Corporation may require a plaintiff bringing a derivative suit to give security for reasonable expenses if the plaintiff owns less than 5% of any class of stock and the shares have a value of less than \$50,000

---

This Employment Agreement Addendum (this "Addendum") is entered into and effective as of December 10, 2024 (the "Effective Date"), by and between DHT Management S.A.M. (the "Company") and Svein Moxnes Hatfeld (the "Executive"). Capitalized terms used but not otherwise defined in this Addendum shall have the meanings ascribed to them in the Employment Agreement unless defined in Exhibit A.

## Arsregnskap regnskapsåret 2024 for 988774863

WHEREAS, the Company and the Executive are each party to that certain Employment Agreement, dated October 30, 2019, by and between the Company and the Executive (the "Employment Agreement");

WHEREAS, the Company and the Executive now desire to amend the Employment Agreement as set forth herein.

NOW, THEREFORE, in consideration of the mutual promises contained herein and for other good and valuable consideration, the adequacy and receipt of which the parties expressly acknowledge, the Company and the Executive hereby agree as follows:

1. Change of Control. Notwithstanding anything to the contrary set forth in the Employment Agreement relating to severance pay, benefits or similar payments payable in connection with a Change of Control:

1.1 In the event the Executive's employment is terminated by the Company without Cause or by the Executive for Good Reason, in each case, on or within two (2) years following a Change of Control, the Company shall pay the Executive a severance payment in an amount equal to two (2) times the sum of (A) the Executive's base salary in effect as of the time of such termination (before giving effect to any reduction that would constitute Good Reason), plus (B) the Executive's Target Bonus, which shall be payable on the sixtieth (60th) day following the expiration of any notice or garden leave period set forth in the Employment Agreement and is subject to Executive's compliance with the Severance Conditions. In addition, the Company (i) may elect in its discretion to pay all or a portion of the Executive's cash bonus award with respect to the prevailing bonus scheme for the performance period in effect for the period in which such termination occurs, which, if payable, shall be paid at the same time as payments are made to other executives participating in such bonus scheme and (ii) in the event the Executive was required by the Company to relocate his or her principal residence in connection with his or her employment with the Company, the Company shall satisfy, or reimburse Executive for, any residential lease payments that the Executive is responsible for during the remaining term of the then-current lease. The amounts payable, if any, pursuant to the preceding two sentences shall be collectively referred to herein as the "CIC Severance Payment" and shall be reduced by any severance payments previously paid under the Employment Agreement. For avoidance of doubt, the CIC Severance Payment shall only apply on or following a Change of Control; all other severance entitlements under the Employment Agreement (without regard to this Addendum) shall be governed by the terms thereof. Severance pay under this clause shall not form the basis for pension benefits. All payments hereunder shall be subject to applicable deductions and withholdings under applicable law. Furthermore, all granted but not yet vested equity awards (e.g., restricted shares or options) shall vest immediately and become exercisable upon such termination.

1.3 The Executive shall forfeit any entitlement to receive the CIC Severance Payments in the event that the Executive breaches any of the restrictive covenants set forth in the Employment Agreement and the Company shall have the right to recover any previously paid CIC Severance Payments in the event of such a breach, in addition to any other remedies available to the Company under applicable law.

## Årsregnskap regnskapsåret 2024 for 988774863

2. Effect of Addendum. Except as expressly amended by this Addendum, all of the terms and provisions of the Employment Agreement are unchanged and remain in full force and effect. From and after the Effective Date, unless the context requires, any reference to "this Agreement" or "hereto" in the Employment Agreement and any reference to "the Employment Agreement" in this Addendum or in any other document or instrument executed or delivered in connection therewith or herewith shall be construed as a reference to the Employment Agreement as amended by this Addendum.

3. Counterparts. This Addendum may be executed in any number of counterparts, each of which shall be deemed an original as against any party whose signature appears thereon, and all of which together shall constitute one and the same instrument. This Addendum shall become binding when one or more counterparts hereof, individually or taken together, shall bear the signatures of all of the parties reflected hereon as the signatories. Photographic copies of such signed counterparts may be used in lieu of the originals for any purpose.

*[Signature page follows]*

---

by

# Årsregnskap regnskapsåret 2024 for 988774863

Name: Erik Andreas Linn  
Title: Authorized signatory

/s/ Svein Moxnes Harfield  
Svein Moxnes Harfield

*[Employment Agreement Addendum Signature Page]*

"Cause" shall have the meaning set forth in the Employment Agreement, or if no such definition is contained therein, Cause shall mean any of the following: (i) the Executive's dishonesty or breach of any fiduciary duty to the Company or any of its affiliates in the performance of the Executive's duties hereunder; (ii) the Executive's conviction of, or a plea of guilty or nolo contendere to, a misdemeanor involving moral turpitude, fraud, dishonesty, theft, unethical business conduct or conduct that brings disrepute to the Company, or a conviction or plea of guilty or nolo contendere to a crime of the same nature in any jurisdiction; (iii) the Executive's gross negligence or willful misconduct in connection with the Executive's duties hereunder, or any act or omission that is injurious to the financial condition or business reputation of the Company or any of its affiliates; or (iv) the Executive's gross breach of duty or other serious breach of the Employment Agreement (including any addendums thereto).

"Change of Control" shall have the meaning set forth in the Employment Agreement, or if no such definition is included therein, Change of Control shall have the meaning set forth in the DHT Holdings, Inc. 2022 Incentive Compensation Plan or any successor plan.

"Good Reason" shall have the meaning set forth in the Employment Agreement, or if no such definition is included therein, Good Reason shall mean the occurrence of any of the following events or circumstances (without the prior written consent of the Executive): (i) a material reduction of the Executive's authority or a material change in the Executive's functions, duties or responsibilities; (ii) a reduction in the Executive's base salary; (iii) a change in the geographic location of the Executive's principal place of work by more than eighty (80) kilometers; or (iv) a breach by the Company of any material obligation of the Company under the Employment Agreement, including any addendums thereto. Notwithstanding the foregoing, the Executive may not terminate the Executive's employment for Good Reason unless: (1) the Executive provides written notice to the Company no more than thirty (30) days after the date the Executive has actual knowledge of such event (or should have known of such event) constituting Good Reason, with such notice stating the grounds claimed for Good Reason, (2) the Company shall have thirty (30) days from the giving of such notice within which to cure such breach if curable and (3) the Executive commences the applicable notice period within thirty (30) days after the end of such cure period described in clause (2) if such breach is not so cured (or is not curable).

"Severance Conditions" means that the Executive (i) signs an employment termination agreement with the Company under which the Executive agrees not to dispute a possible dismissal on the part of the Company or the terms and conditions for such a dismissal, and releases any and all claims against the Company or any of its affiliates and their respective affiliates, directors, officers, employees, agents and representatives in form and substance acceptable to the Company, and (ii) immediately complies with any request from the Company to actually terminate the Executive's employment and/or is released from the duty to work and/or to perform other duties.



This Employment Agreement Addendum (this "Addendum") is entered into and effective as of December 10, 2024 (the "Effective Date"), by and between DHT Management AS (the "Company") and Laila Cecilie Halvorsen (the "Executive"). Capitalized terms used but not otherwise defined in this Addendum shall have the meanings ascribed to them in the Employment Agreement unless defined in Exhibit A.

## Arsregnskap regnskapsåret 2024 for 988774863

WHEREAS, the Company and the Executive are each party to that certain Employment Agreement, dated January 30, 2019, by and between the Company and the Executive (the "Employment Agreement");

WHEREAS, the Company and the Executive now desire to amend the Employment Agreement as set forth herein.

NOW, THEREFORE, in consideration of the mutual promises contained herein and for other good and valuable consideration, the adequacy and receipt of which the parties expressly acknowledge, the Company and the Executive hereby agree as follows:

1. Change of Control. Notwithstanding anything to the contrary set forth in the Employment Agreement relating to severance pay, benefits or similar payments payable in connection with a Change of Control:

1.1 In the event the Executive's employment is terminated by the Company without Cause or by the Executive for Good Reason, in each case, on or within two (2) years following a Change of Control, the Company shall pay the Executive a severance payment in an amount equal to one and a half (1.5) times the sum of (A) the Executive's base salary in effect as of the time of such termination (before giving effect to any reduction that would constitute Good Reason), plus (B) the Executive's Target Bonus, which shall be payable on the sixtieth (60th) day following the expiration of any notice or garden leave period set forth in the Employment Agreement and is subject to Executive's compliance with the Severance Conditions. In addition, the Company (i) may elect in its discretion to pay all or a portion of the Executive's cash bonus award with respect to the prevailing bonus scheme for the performance period in effect for the period in which such termination occurs, which, if payable, shall be paid at the same time as payments are made to other executives participating in such bonus scheme and (ii) in the event the Executive was required by the Company to relocate his or her principal residence in connection with his or her employment with the Company, the Company shall satisfy, or reimburse Executive for, any residential lease payments that the Executive is responsible for during the remaining term of the then-current lease. The amounts payable, if any, pursuant to the preceding two sentences shall be collectively referred to herein as the "CIC Severance Payment" and shall be reduced by any severance payments previously paid under the Employment Agreement. For avoidance of doubt, the CIC Severance Payment shall only apply on or following a Change of Control; all other severance entitlements under the Employment Agreement (without regard to this Addendum) shall be governed by the terms thereof. Severance pay under this clause shall not form the basis for pension benefits. All payments hereunder shall be subject to applicable deductions and withholdings under applicable law. Furthermore, all granted but not yet vested equity awards (e.g., restricted shares or options) shall vest immediately and become exercisable upon such termination.

13 The Executive shall forfeit any entitlement to receive the CIC Severance Payments in the event that the Executive breaches any of the restrictive covenants set forth in the Employment Agreement and the Company shall have the right to recover any previously paid CIC Severance Payments in the event of such a breach, in addition to any other remedies available to the Company under applicable law.

## Årsregnskap regnskapsåret 2024 for 988774863

2. Effect of Addendum. Except as expressly amended by this Addendum, all of the terms and provisions of the Employment Agreement are unchanged and remain in full force and effect. ~~From and after the Effective Date, unless the context requires, any reference to "this Agreement" or "hereto" in the Employment Agreement and any reference to "the Employment Agreement" in this Addendum or in any other document or instrument executed or delivered in connection therewith or herewith shall be construed as a reference to the Employment Agreement as amended by this Addendum.~~

3. Counterparts. This Addendum may be executed in any number of counterparts, each of which shall be deemed an original as against any party whose signature appears thereon, and all of which together shall constitute one and the same instrument. This Addendum shall become binding when one or more counterparts hereof, individually or taken together, shall bear the signatures of all of the parties reflected hereon as the signatories. Photographic copies of such signed counterparts may be used in lieu of the originals for any purpose.

*[Signature page follows]*

---

# Årsregnskap regnskapsåret 2024 for 988774863

*[Employment Agreement Addendum Signature Page]*

"Cause" shall have the meaning set forth in the Employment Agreement, or if no such definition is contained therein, Cause shall mean any of the following: (i) the Executive's dishonesty or breach of any fiduciary duty to the Company or any of its affiliates in the performance of the Executive's duties hereunder; (ii) the Executive's conviction of, or a plea of guilty or nolo contendere to, a misdemeanor involving moral turpitude, fraud, dishonesty, theft, unethical business conduct or conduct that is injurious to the Company or any of its affiliates; (iii) the Executive's gross negligence or willful misconduct in connection with the Executive's duties hereunder or any act or omission that is injurious to the financial condition or business reputation of the Company or any of its affiliates; or (iv) the Executive's gross breach of duty or other serious breach of the Employment Agreement (including any addendums thereto).

"Change of Control" shall have the meaning set forth in the Employment Agreement, or if no such definition is included therein, Change of Control shall have the meaning set forth in the DHT Holdings, Inc. 2022 Incentive Compensation Plan or any successor plan.

"Good Reason" shall have the meaning set forth in the Employment Agreement, or if no such definition is included therein, Good Reason shall mean the occurrence of any of the following events or circumstances (without the prior written consent of the Executive): (i) a material reduction of the Executive's authority or a material change in the Executive's functions, duties or responsibilities; (ii) a reduction in the Executive's base salary; (iii) a change in the geographic location of the Executive's principal place of work by more than eighty (80) kilometers; or (iv) a breach by the Company of any material obligation of the Company under the Employment Agreement, including any addendums thereto. Notwithstanding the foregoing, the Executive may not terminate the Executive's employment for Good Reason unless: (1) the Executive provides written notice to the Company no more than thirty (30) days after the date the Executive has actual knowledge of such event (or should have known of such event) constituting Good Reason, with such notice stating the grounds claimed for Good Reason, (2) the Company shall have thirty (30) days from the giving of such notice within which to cure such breach if curable and (3) the Executive commences the applicable notice period within thirty (30) days after the end of such cure period described in clause (2) if such breach is not so cured (or is not curable).

"Severance Conditions" means that the Executive (i) signs an employment termination agreement with the Company under which the Executive agrees not to dispute a possible dismissal on the part of the Company or the terms and conditions for such a dismissal, and releases any and all claims against the Company or any of its affiliates and their respective affiliates, directors, officers, employees, agents and representatives in form and substance acceptable to the Company, and (ii) immediately complies with any request from the Company to actually terminate the Executive's employment and/or is released from the duty to work and/or to perform other duties.

---



The following is a list of the subsidiaries of DHT Holdings, Inc. as of December 31, 2024, excluding certain subsidiaries that, if considered in the aggregate, would not constitute a significant subsidiary as defined in Rule 1-02(w) of Regulation S-X as of December 31, 2024.

| Name                                      | Jurisdiction     |
|---|------------------|
| DHT Addax, Inc.                           | Marshall Islands |
| DHT Antelope, Inc.                        | Marshall Islands |
| DHT Appaloosa, Inc.                       | Marshall Islands |
| DHT Bauhinia, Inc.                        | Marshall Islands |
| DHT Bronco, Inc.                          | Marshall Islands |
| DHT Chartering (Singapore) Pte. Ltd.      | Singapore        |
| DHT Colt, Inc.                            | Marshall Islands |
| DHT Gazelle, Inc.                         | Marshall Islands |
| DHT Harrier Inc.                          | Marshall Islands |
| DHT Impala, Inc.                          | Marshall Islands |
| DHT Jaguar Limited                        | Marshall Islands |
| DHT Leopard Limited                       | Marshall Islands |
| DHT Lion Limited                          | Marshall Islands |
| DHT Lotus, Inc.                           | Marshall Islands |
| DHT Management AS                         | Norway           |
| DHT Management S.A.M.                     | Monaco           |
| DHT Mustang, Inc.                         | Marshall Islands |
| DHT Opal, Inc.                            | Marshall Islands |
| DHT Osprey Inc.                           | Marshall Islands |
| DHT Panther Limited                       | Marshall Islands |
| DHT Peony, Inc.                           | Marshall Islands |
| DHT Puma Limited                          | Marshall Islands |
| DHT Ship Management (Singapore) Pte. Ltd. | Singapore        |
| DHT Stallion, Inc.                        | Marshall Islands |
| DHT Tiger Limited                         | Marshall Islands |
| Goodwood Ship Management Pte. Ltd.        | Singapore        |
| Samco Delta Ltd.                          | Cayman Islands   |
| Samco Epsilon Ltd.                        | Cayman Islands   |
| Samco Eta Ltd.                            | Cayman Islands   |
| Samco Gamma Ltd.                          | Cayman Islands   |
| Samco Iota Ltd.                           | Cayman Islands   |
| Samco Kappa Ltd.                          | Cayman Islands   |
| Samco Theta Ltd.                          | Cayman Islands   |

---

All directors, officers and employees, and consultants or independent contractors engaged by the Company to the extent they receive material non-public information about the Company, (each a "Covered Individual") of DHT Holdings, Inc., and its subsidiaries (collectively, the "Company") are subject to the provisions of this Insider Trading Policy (the "Policy").

**Trading on Material Non-Public Information Prohibited.** The Company's common shares are traded on The New York Stock Exchange under the symbol DHT. It is a serious violation of U.S. federal and other applicable securities laws and regulations, and of Company policy, for any Covered Individual or any Related Party (as defined herein) to buy, sell or otherwise transact in common shares and other equity securities of the Company (collectively, "Equity Securities") or any other securities of the Company (together with the Equity Securities, the "Company Securities") while in possession of *material non-public information* relating to the Company or to engage in any other action to take advantage of such information or to pass it on to others. This prohibition also applies to transactions in another company's securities if the Covered Individual is aware of material non-public information relating to any other company, including customers, vendors, charterers, managers, partners or investments obtained as a result of business dealings between the Company and such other companies.

Transactions that may be necessary or justifiable for independent reasons (such as the need to raise money for a personal emergency expenditure) are no exception to this Policy or to the securities laws. Even the appearance of any improper transactions should be avoided to preserve the Company's reputation for adhering to the highest standards of ethical conduct.

**1. Material Information.** Information is material if there is a substantial likelihood that a reasonable investor would consider it important in making a decision to buy, hold or sell Company Securities – in short, *any information which could reasonably affect the price, either favorably or unfavorably, of Company Securities.*

While it is not possible to provide an exhaustive list, the following are some of the types of information that would ordinarily be considered material: (i) news of a pending or proposed corporate acquisition, disposition, or other significant business combination, (ii) financial results, especially quarterly and year-end earnings (and projections of future earnings or losses), and significant changes in financial results or liquidity, (iii) significant changes in corporate strategy, dividend policy or objectives, (iv) take-over bids or bids to buy back common shares of the Company, (v) changes in ownership that may affect control of the Company, (vi) significant changes in senior management, (vii) significant changes in reserve levels or practices, (viii) public or private issues of additional equity or debt securities, (ix) significant changes in capital structure, (x) events of default under financings or other agreements, (xi) actual or threatened major litigation, or the resolution of such litigation, (xii) significant changes in operating or financial circumstances, such as significant changes in material contracts (such as charters and management agreements), cash-flow changes, liquidity changes, or investment asset impairments, (xiii) the declaration of dividends other than in the ordinary course or a change in dividend policy, (xiv) financial projections, (xv) significant charter hire developments (such as the amount of additional hire earned by the Company in a quarter), (xvi) significant new ventures and (xvii) a cybersecurity breach significantly impacting the Company's security systems.

---

wire report, a report filed or furnished with the U.S. Securities & Exchange Commission ("SEC"), or other means typically utilized by the Company for the dissemination non-public information as previewed in the Company's SEC filings (each, a "Public Announcement"). All information that a Covered Individual learns about the Company or its business plans in connection with his/her employment is potentially "insider" information until publicly disclosed.

3. **Twenty-Two Hindsight.** Remember, if a Covered Individual or Related Party is in a position to receive information that will be covered for the benefit of hindsight. As a result, before engaging in any transaction, Covered Individuals should carefully consider how regulators, law enforcement and others might view such transaction in hindsight.

4. **Transactions by Related Parties.** The restrictions set forth in this policy apply equally to family members of Covered Individuals and to any entity over which the Covered Individual or such other family members exercise or share investment control such as a partnership or family trust. Such parties are herein collectively referred to as "Related Parties". For purposes of this policy, family members include, if such person shares your household, a person's (including through adoptive relationship) spouse, parents, grandparents, children, siblings, mothers-in-law and fathers-in-law, sons and daughters-in-law, brothers and sisters-in-law and anyone, whether or not related, who shares such person's home (other than domestic employees). Covered Individuals are responsible for the compliance of Related Parties.

5. **Tipping Information to Others.** Whether the information is proprietary information about the Company or material non-public information, Covered Individuals must not pass such information on to others (either explicitly or by way of generally advising others to buy or sell Company Securities).

**Blackout Periods.** It is also a violation of Company policy for any Covered Individual and any Related Party of said Covered Individual to purchase or sell Company Securities:

1. **Quarterly and Annual Results.** For a period beginning on the last day of the Company's quarter and ending with the opening of the New York Stock Exchange on the second business day after the release of the Company's quarterly (or annual) results for that quarter to the public. Thus, if the Company's results are released on a Monday after the market close (as determined by the New York Stock Exchange), Wednesday generally would be the first day on which Covered Individuals and Related Parties may trade Company securities. If the Company's results are released on a Friday after the market close (as determined by the New York Stock Exchange), Tuesday generally would be the first day on which Covered Individuals and Related Parties may trade Company securities.

after the Company's public release of that information. As a general rule, Covered Individuals and Related Parties must not engage in any transactions until the beginning of the second business day after the information has been released.

3. **Anticipated Material Events.** If the Company issues a suspension on trading because a material event is anticipated (e.g., financial development, a merger, acquisition or any other significant corporate action), the Company will advise Covered Individuals that they are subject to trading restrictions during the period of suspension. The Company will advise Covered Individuals by the Company that the special blackout period has ended.

Arsregnskap regnskapsåret 2024 for 988774863

**Additional Prohibited Transactions.** Because we believe it is improper and inappropriate for Covered Individuals to engage in short-term or speculative transactions involving Company Securities, it is the Company's policy that Covered Individuals should not engage in any of the following activities with respect to Company Securities:

1. **Trading in Equity Securities on a Short-Term Basis.** Any Equity Securities purchased in the open market should be held for a minimum of six months and ideally longer. This rule may not apply to certain types of transactions such as stock option exercises, the receipt of performance shares and the receipt of restricted shares; however, any such transactions should be discussed with the CFO to avoid potential problems.

2. **Short Sales.** Selling Company Securities short is not permitted. Selling short is the practice of selling more securities than one owns, a technique used to speculate on a decline in the price.

3. **Buying or Selling Puts, Calls or Derivatives.** The purchase or sale of options of any kind, whether puts, calls or other derivative securities, related to Company Securities is not permitted. The speculative nature of the market for these financial instruments imposes timing considerations that are inconsistent with careful avoidance of the use, or even the appearance of use, of inside information. A put is a right to sell at a specified price a specific number of shares by a certain date and is utilized in anticipation of a decline in the share price. A call is a right to buy at a specified price a specified number of shares by a certain date and is utilized in anticipation of a rise in the share price. A derivative is an option, warrant, convertible security, stock appreciation right, or similar right with an exercise or conversion privilege at a price related to an equity security, or similar securities with a value derived from the value of an equity security.

4. **Pledging and Margin Accounts.** Pledging Company securities or holding them in a margin account is prohibited. Securities held in a margin account or pledged as collateral for a loan may be sold without the stockholder's consent by the broker if the stockholder fails to meet a margin call or by the lender in foreclosure if the stockholder defaults on the loan, including potentially at a time when the Covered Individual is aware of material non-public information and is not permitted to trade in Company securities.

**Certain Exceptions.** The following transactions are exempted from this Policy:

trading plan must be adopted outside of a blackout period and at a time when such Covered Individual is not aware of material, non-public information. A trading plan is a contract, instruction or a written plan regarding the purchase or sale of securities, as more fully described in Rule 10b5-1(c). Each trading plan must be approved by the Company prior to establishment to confirm compliance with this Policy and applicable securities laws. Any modification or cancellation of a Rule 10b5-1 plan must also be approved by the Company.

2. **Stock Option Exercise.** The exercise of stock options issued by the Company that are not subject to a trading plan is exempt from this Policy. Cashless exercise of stock options is also exempt from this Policy as long as the transaction is between only the Company and the Covered Individual and does not involve any broker-dealer or other third party.

3. **Gifts.** Bona fide gifts of Company Securities are exempt from this Policy.

**Confidentiality Policy.** The unauthorized disclosure of non-public information about the Company, whether or not for the purpose of facilitating improper trading in Company Securities, could cause serious harm for the Company. Covered Individuals should treat all such information as confidential and proprietary to the Company. All employees of the Company should refrain from discussing non-public information about the Company or developments within the Company with anyone outside the Company, except as required in the performance of their regular corporate duties and for legitimate business reasons.

This provision applies specifically (but not exclusively) to inquiries about the Company that may be made by the financial press, investment analysts or others in the financial community. Only certain designated officers may make communications on behalf of the Company. Unless an employee is expressly authorized to do so, any inquiries of this nature should be referred to the Company's corporate secretary.

**Assistance.** The ultimate responsibility for adhering to this Policy and avoiding improper or illegal transactions rests with the Covered Individual. It is imperative that Covered Individuals use their best judgment. Any person who has any questions about specific transactions should obtain additional guidance from the Company before engaging in a transaction.

**Compliance.** Violations of the insider trading laws can result in severe civil and criminal sanctions in the U.S. and other jurisdictions, including imprisonment, forfeiture of ill-gotten gains, and large civil and criminal monetary penalties. Failure to comply with this Policy may also subject the Covered Individual to disciplinary action by the Company, up to and including immediate dismissal for cause, whether or not the failure to comply with this Policy results in a violation of law.

I, Laila C. Halvorsen, certify that:

1. I have reviewed this annual report on Form 20-F of DHT Holdings, Inc.;

## Årsregnskap regnskapsåret 2024 for 988774863

~~2. Based on my knowledge, this report does not contain any untrue statement of a material fact or omit to state a material fact necessary to make the statements made, in light of the circumstances under which such statements were made, not misleading with respect to the period covered by this report;~~

3. Based on my knowledge, the financial statements, and other financial information included in this report, fairly present in all material respects the financial condition, results of operations and cash flows of the company as of, and for, the periods presented in this report;

4. The company's other certifying officer(s) and I are responsible for establishing and maintaining disclosure controls and procedures (as defined in Exchange Act Rules 13a-15(e) and 15d-15(e)) and internal control over financial reporting (as defined in Exchange Act Rules 13a-15(f) and 15d-15(f)) for the company and have:

- (a) Designed such disclosure controls and procedures, or caused such disclosure controls and procedures to be designed under our supervision, to ensure that material information relating to the company, including its consolidated subsidiaries, is made known to us by others within those entities, particularly during the period in which this report is being prepared;
- (b) Designed such internal control over financial reporting, or caused such internal control over financial reporting to be designed under our supervision, to provide reasonable assurance regarding the reliability of financial reporting and the preparation of financial statements for external purposes in accordance with generally accepted accounting principles;
- (c) Evaluated the effectiveness of the company's disclosure controls and procedures and presented in this report our conclusions about the effectiveness of the disclosure controls and procedures, as of the end of the period covered by this report based on such evaluation; and
- (d) Disclosed in this report any change in the company's internal control over financial reporting that occurred during the period covered by the annual report that has materially affected, or is reasonably likely to materially affect, the company's internal control over financial reporting; and

5. The company's other certifying officer(s) and I have disclosed, based on our most recent evaluation of internal control over financial reporting, to the company's auditors and the audit committee of the company's board of directors (or persons performing the equivalent functions):

- (a) All significant deficiencies and material weaknesses in the design or operation of internal control over financial reporting which are reasonably likely to adversely affect the company's ability to record, process, summarize and report financial information; and
- (b) Any fraud, whether or not material, that involves management or other employees who have a significant role in the company's internal control over financial reporting.

Date: March 20, 2025

by /s/ Laila C. Halvorsen

Name: Laila C. Halvorsen

Title: Chief Financial Officer (Principal Financial and Accounting Officer)

I, Svein Moxnes Harfjeld, certify that:

## Årsregnskap regnskapsåret 2024 for 988774863

1. I have reviewed this annual report on Form 20-F of DHT Holdings, Inc.;
2. Based on my knowledge, this report does not contain any untrue statement of a material fact or omit to state a material fact necessary to make the statements made, in light of the circumstances under which such statements were made, not misleading with respect to the period covered by this report;
3. Based on my knowledge, the financial statements, and other financial information included in this report, fairly present in all material respects the financial condition, results of operations and cash flows of the company as of, and for, the periods presented in this report;
4. The company's other certifying officer(s) and I are responsible for establishing and maintaining disclosure controls and procedures (as defined in Exchange Act Rules 13a-15(e) and 15d-15(e)) and internal control over financial reporting (as defined in Exchange Act Rules 13a-15(f) and 15d-15(f)) for the company and have:
  - (a) Designed such disclosure controls and procedures, or caused such disclosure controls and procedures to be designed under our supervision, to ensure that material information relating to the company, including its consolidated subsidiaries, is made known to us by others within those entities, particularly during the period in which this report is being prepared;
  - (b) Designed such internal control over financial reporting, or caused such internal control over financial reporting to be designed under our supervision, to provide reasonable assurance regarding the reliability of financial reporting and the preparation of financial statements for external purposes in accordance with generally accepted accounting principles;
  - (c) Evaluated the effectiveness of the company's disclosure controls and procedures and presented in this report our conclusions about the effectiveness of the disclosure controls and procedures, as of the end of the period covered by this report based on such evaluation; and
  - (d) Disclosed in this report any change in the company's internal control over financial reporting that occurred during the period covered by the annual report that has materially affected, or is reasonably likely to materially affect, the company's internal control over financial reporting; and
5. The company's other certifying officer(s) and I have disclosed, based on our most recent evaluation of internal control over financial reporting, to the company's auditors and the audit committee of the company's board of directors (or persons performing the equivalent functions):
  - (a) All significant deficiencies and material weaknesses in the design or operation of internal control over financial reporting which are reasonably likely to adversely affect the company's ability to record, process, summarize and report financial information; and
  - (b) Any fraud, whether or not material, that involves management or other employees who have a significant role in the company's internal control over financial reporting.

Date: March 20, 2025

by

/s/ Svein Moxnes Harfjeld

Name: Svein Moxnes Harfjeld

Title: President & Chief Executive Officer (Principal Executive Officer)

In connection with the annual report on Form 20-F of DHT Holdings, Inc. (the "registrant"), for the year ending December 31, 2024, as filed with the Securities and Exchange Commission on the date hereof (the "report"), each of the undersigned officers of the registrant hereby certifies, pursuant to 18 U.S.C. § 1350, as adopted pursuant to Section 906 of the Sarbanes-Oxley Act of 2002, that to such officer's knowledge:

- (a) The report fully complies with the requirements of Section 13(a) or 15(d) of the Securities Exchange Act of 1934, as amended; and
- (b) The information contained in the report fairly presents, in all material respects, the financial condition and results of operations of the registrant.

Date: March 20, 2025

by /s/ Svein Moxnes Hartfeld

Name: Svein Moxnes Hartfeld  
Title: President & Chief Executive Officer  
(Principal Executive Officer)

by /s/ Laila C. Halvorsen

Name: Laila C. Halvorsen  
Title: Chief Financial Officer  
(Principal Financial and Accounting Officer)

We consent to the incorporation by reference in the following Registration Statements:

- (1) Registration Statement (Form F-3 No. 333-270800) of DHT Holdings, Inc.,
- (2) Registration Statement (Form S-8 No. 333-234062) pertaining to the 2019 Incentive Compensation Plan of DHT Holdings, Inc., and
- (3) ~~Registration Statement (Form S-8 No. 333-213686) pertaining to the 2016 Incentive Compensation Plan of DHT Holdings, Inc.;~~

## Årsregnskap regnskapsåret 2024 for 988774863

of our reports dated March 20, 2025, with respect to the consolidated financial statements of DHT Holdings, Inc. and the effectiveness of internal control over financial reporting of DHT Holdings, Inc. included in this Annual Report (Form 20-F) of DHT Holdings, Inc. for the year ended December 31, 2024.

/s/ Ernst & Young AS

Oslo, Norway  
March 20, 2025

---



Brønnøysundregistrene  
Regnskapsregisteret  
Postboks 900  
8910 Brønnøysund

Oslo, 15 juli 2025.

**DHT Management AS**  
Organisasjonsnummer: 988 774 863

Selskapet benytter unntaksregelen i regnskapslovens § 3-7 vedrørende utarbeidelse av eget konsernregnskap og vedlegger herved konsernregnskapet til DHT Holdings Inc som filvedlegg og brev fra Skatteetaten om fritak for konsernregnskapsplikt for DHT Management AS.

Med vennlig hilsen  
DHT Management AS

Linda Høvik Lunde  
Regnskapsmedarbeider



## DHT Management AS

Org.nr: 988 774 863

### Årsberetning for 2024

Selskapet ble stiftet 03.10.2005

Etter styrets mening gir det fremlagte resultatregnskapet og balanse med tilhørende noter fyllestgjørende informasjon om selskapets drift og stilling pr. 31.12.2024. Fortsatt drift forutsetningen er lagt til grunn for årsregnskapet.

### Virksomheten

DHT Management AS har som formål å drive maritimrelaterte management-, rådgivnings- og konsulenttjenester med kontor i Oslo.

### Organisasjon og ressurser

Selskapet hadde ved utgangen av 2024 13 ansatte, hvorav 6 kvinner og 7 menn. Antall årsverk var 13. Det er ingen kvinner representert i styret. Selskapet gjør ingen forskjell på menn og kvinner i sin ansettelsespolitikk.

Arbeidsmiljøet betraktes som godt. Totalt sykefravær i 2024 var totalt 9 dager, dvs. 0,30% mot 0,14% i 2023. Det er ikke registrert arbeidsulykker med personskade i løpet av året.

Selskapet forurensrer ikke det ytre miljø. Selskapet driver ikke aktiviteter innen forskning og utvikling.

### Fremtidig utvikling

Gjennom serviceavtaler har og vil selskapet forestå servicetjenester overfor selskaper i shippingnæringen. Selskapet har i 2024 bare utført tjenester overfor DHT Holdings, Inc. med datterselskaper.

### Eierforhold

Selskapet har 1 aksjonær, DHT Holdings, Inc.

### Resultatet

Regnskapet for 2024 er gjort opp med et underskudd på NOK 11.678.395 som styret foreslår overført fra annen egenkapital. Årsregnskapet for 2024 er utarbeidet etter regnskapslovens alminnelige regler for øvrige foretak. Aksjebasert avlønning blir regnskapsført som en lønnskostnad i resultatregnskapet og mot egenkapital i balansen. Aksjebasert betaling til ansatte i datterselskapet til DHT Management AS (DHT Ship Management (Singapore) Pte. Ltd.) regnskapsføres som en økning i investering i datterselskap som deretter nedskrives. Den aksjebaserte avlønningen er knyttet til egenkapitalinstrumenter som utstedes av DHT Holdings Inc. som var morselskapet per 31.12.2024.

### Balanse og kapitalforhold

Selskapet hadde en totalbalanse ved utløpet av 2024 på NOK 60.343.331 og en egenkapital på NOK 30.239.230.

### Kontantstrøm

Netto kontantstrøm fra operasjonelle aktiviteter var positiv NOK 8.068.407 i 2024 mot NOK 6.228.410 i 2023. Årets resultat før skattekostnad var negativt NOK 10.323.727 der aksjebasert avlønning på NOK 10.893.166 inngår uten kontanteffekt. Netto kontantstrøm fra investeringsaktiviteter var negativ NOK 167.764 i 2024 mot NOK 701.020 i 2023.




Netto kontantstrøm fra finansieringsaktiviteter var negativ NOK 4.051.406 i 2024 mot NOK 7.610.297 i 2023.


**Finansiell risiko**

Styret mener at den finansielle risiko for selskapets virksomhet er minimal da kostnader og inntekter er knyttet opp i norske kroner.

Oslo, 11. juni 2025  
Styret



Erik A. Lind  
Styreformann



Svein Moxnes Harfjeld  
Styremedlem



Laila C. Halvorsen  
Daglig leder



**DHT Management AS**

Referat styremøte 11. juni, 2025

Deltakere: Erik A. Lind, styrets leder  
Svein Moxnes Harfjeld, styremedlem  
Laila C. Halvorsen, daglig leder

**1) Gjennomgang av virksomheten for 2024 og den økonomiske situasjonen per 31. desember 2024.**

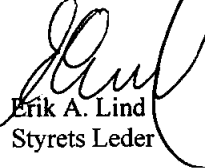
Daglig leder gjennomgikk virksomheten for 2024 og den økonomiske situasjonen per 31. desember 2024. Driften og resultatet for 2024 var i henhold til plan.

**2) Godkjenning av årsregnskapet for 2024 inkl. styrets årsberetning**

Styret godkjente det fremlagte årsregnskapet for DHT Management AS for 2024 inkludert styrets årsberetning. Resultatregnskapet for 2024 er gjort opp med et underskudd på kr. 11.678.395,- som styret foreslår overført fra annen egenkapital.

**3) Innkalling til ordinær generalforsamling**

Styret vedtok å innkalle til ordinær generalforsamling 11. juni, 2025 og den foreslåtte agendaen ble godkjent.



Erik A. Lind  
Styrets Leder



## DHT Management AS

Org.nr. 988774863

| Resultatregnskap                          | Note     | 2024                | 2023               |
|---|----------|---------------------|--------------------|
| <b>Driftsinntekter</b>                    |          |                     |                    |
| Annen driftsinntekt                       | 1        | 60 915 126          | 55 721 602         |
| <b>Sum driftsinntekter</b>                |          | <b>60 915 126</b>   | <b>55 721 602</b>  |
| <b>Driftskostnader</b>                    |          |                     |                    |
| Lønnskostnad                              | 2,3,5    | 57 316 973          | 48 905 971         |
| Avskrivning                               | 4        | 338 039             | 314 961            |
| Annen driftskostnad                       | 5        | 10 168 179          | 10 268 181         |
| <b>Sum driftskostnader</b>                |          | <b>67 823 191</b>   | <b>59 489 112</b>  |
| <b>DRIFTSRESULTAT</b>                     |          | <b>(6 908 065)</b>  | <b>(3 767 510)</b> |
| <b>Finansinntekter og finanskostnader</b> |          |                     |                    |
| Annen renteinntekt                        |          | 591 022             | 523 796            |
| Annen finansinntekt                       | 6        | 1 997 491           | 1 693 217          |
| <b>Sum finansinntekter</b>                |          | <b>2 588 513</b>    | <b>2 217 014</b>   |
| Annen rentekostnad                        |          |                     |                    |
| Nedskrivning investering i datterselskap  | 7        | 5 502 698           | 3 886 252          |
| Annen finanskostnad                       | 6        | 501 477             | 1 088 509          |
| <b>Sum finanskostnader</b>                |          | <b>6 004 176</b>    | <b>4 974 762</b>   |
| <b>Netto finansposter</b>                 |          | <b>(3 415 663)</b>  | <b>(2 757 748)</b> |
| Ordinært resultat før skattekostnad       |          | (10 323 727)        | (6 525 258)        |
| Skattekostnad på ordinært resultat        | 8        | 1 354 668           | 1 064 612          |
| <b>ÅRSRESULTAT</b>                        |          | <b>(11 678 395)</b> | <b>(7 589 870)</b> |
| <b>Overføringer og disponeringer</b>      |          |                     |                    |
| Overføring til/fra annen egenkapital      | 9        | 11 678 395          | 7 589 870          |
| <b>Sum overføringer og disponeringer</b>  | <b>9</b> | <b>11 678 395</b>   | <b>7 589 870</b>   |



## DHT Management AS


Org.nr. 988774863

| Balanse pr. 31.12                               | Note | 2024              | 2023              |
|---|------|-------------------|-------------------|
| <b>EIENDELER</b>                                |      |                   |                   |
| <b>ANLEGGSMIDLER</b>                            |      |                   |                   |
| Immatrielle eiendeler                           |      |                   |                   |
| Utsatt skattefordel                             | 8    | 1 439 175         | 2 142 582         |
| <b>Sum immatrielle eiendeler</b>                |      | <b>1 439 175</b>  | <b>2 142 582</b>  |
| Varige driftsmidler                             |      |                   |                   |
| Driftsløsøre, inventar, verktøy, kontormaskiner | 4    | 929 491           | 1 099 766         |
| <b>Sum varige driftsmidler</b>                  |      | <b>929 491</b>    | <b>1 099 766</b>  |
| Finansielle anleggsmidler                       |      |                   |                   |
| Investeringer i datterselskap                   | 7    | 541 596           | 541 596           |
| <b>Sum finansielle anleggsmidler</b>            |      | <b>541 596</b>    | <b>541 596</b>    |
| <b>Sum anleggsmidler</b>                        |      | <b>2 910 263</b>  | <b>3 783 944</b>  |
| <b>OMLØPSMIDLER</b>                             |      |                   |                   |
| Fordringer                                      |      |                   |                   |
| Kundefordringer til selskap i samme konsern     | 10   | 21 428 769        | 17 377 363        |
| Andre fordringer                                |      | 2 583 498         | 2 456 317         |
| <b>Sum fordringer</b>                           |      | <b>24 012 267</b> | <b>19 833 680</b> |
| Bankinnskudd, kontanter og lignende             | 11   | 33 420 801        | 29 571 563        |
| <b>Sum omløpsmidler</b>                         |      | <b>57 433 068</b> | <b>49 405 244</b> |
| <b>SUM EIENDELER</b>                            |      | <b>60 343 331</b> | <b>53 189 188</b> |
| <b>EGENKAPITAL OG GJELD</b>                     |      |                   |                   |
| <b>EGENKAPITAL</b>                              |      |                   |                   |
| Innskutt egenkapital                            |      |                   |                   |
| Aksjekapital                                    | 9,12 | 100 000           | 100 000           |
| <b>Sum innskutt egenkapital</b>                 |      | <b>100 000</b>    | <b>100 000</b>    |
| Opptjent egenkapital                            |      |                   |                   |
| Annen egenkapital                               | 9    | 30 139 230        | 23 426 267        |
| <b>Sum opptjent egenkapital</b>                 |      | <b>30 139 230</b> | <b>23 426 267</b> |
| <b>Sum egenkapital</b>                          |      | <b>30 239 230</b> | <b>23 526 267</b> |
| <b>GJELD</b>                                    |      |                   |                   |
| Avsetning for forpliktelser                     |      |                   |                   |
| Pensjonsforpliktelser                           | 2    | 6 013 273         | 9 156 774         |
| <b>Sum avsetning for forpliktelser</b>          |      | <b>6 013 273</b>  | <b>9 156 774</b>  |
| <b>Sum langsiktig gjeld</b>                     |      | <b>6 013 273</b>  | <b>9 156 774</b>  |
| Kortsiktig gjeld                                |      |                   |                   |
| Leverandørgjeld                                 |      | 784 492           | 1 121 905         |
| Betalbar skatt                                  | 8    | 1 214 092         | 134 346           |
| Skyldige offentlige avgifter                    |      | 4 444 715         | 4 954 701         |
| Kortsiktig konserngjeld                         | 6    | -                 | -                 |
| Annen kortsiktig gjeld                          | 13   | 17 647 529        | 14 295 195        |
| <b>Sum kortsiktig gjeld</b>                     |      | <b>24 090 828</b> | <b>20 506 147</b> |
| <b>Sum gjeld</b>                                |      | <b>30 104 101</b> | <b>29 662 921</b> |
| <b>SUM EGENKAPITAL OG GJELD</b>                 |      | <b>60 343 331</b> | <b>53 189 188</b> |

Oslo, 11.06.2025

  
Erik A. Lind  
Styreformann

  
Svein Moxnes Harfjeld  
Styremedlem

  
Laila C. Halvorsen  
Daglig leder



## DHT Management AS

Org.nr. 988774863

| Kontantstrømpoppstilling  | Note | 2024               | 2023               |
|---|------|--------------------|--------------------|
| <b>Kontantstrøm fra operasjonelle aktiviteter</b>                           |      |                    |                    |
| Resultat før skattekostnad  |      | (10 323 727)       | (6 525 258)        |
| Periodens betalte skatt   | 8    | (134 347)          | (728 836)          |
| Ordinære avskrivninger  | 4    | 338 039            | 314 961            |
| Aksjeverdi basert avlønning   | 3    | 10 893 166         | 7 409 239          |
| Nedskrivning investering i datterselskap                                    | 7    | 5 502 698          | 3 886 252          |
| Endring i andre fordringer  |      | (127 181)          | (204 697)          |
| Endring i leverandørgjeld   |      | (337 412)          | 531 311            |
| Endring i skyldige offentlige avgifter                                      |      | (509 986)          | 1 690 656          |
| Endring i annen kortsiktig gjeld  | 13   | 3 352 334          | 3 990 621          |
| Endring i pensjonsforpliktelser over resultatet                             |      | (585 176)          | (4 135 839)        |
| <b>Netto kontantstrøm fra operasjonelle aktiviteter</b>                     |      | <b>8 068 407</b>   | <b>6 228 410</b>   |
| <b>Kontantstrøm fra investeringsaktiviteter</b>                             |      |                    |                    |
| Utbetalinger ved kjøp av varige driftsmidler                                | 4    | (167 764)          | (701 020)          |
| <b>Netto kontantstrøm fra investeringsaktiviteter</b>                       |      | <b>(167 764)</b>   | <b>(701 020)</b>   |
| <b>Kontantstrøm fra finansieringsaktiviteter</b>                            |      |                    |                    |
| Netto endring i fordringer/gjeld på selskap i samme konsern                 | 10   | (4 051 406)        | (7 610 297)        |
| <b>Netto kontantstrøm fra finansieringsaktiviteter</b>                      |      | <b>(4 051 406)</b> | <b>(7 610 297)</b> |
| <b>Netto endring i kantar og kontantekvivalenter</b>                        |      | <b>3 849 237</b>   | <b>(2 082 906)</b> |
| <b>Beholdning av kantar og kontantekvivalenter ved periodens begynnelse</b> |      | <b>29 571 563</b>  | <b>31 654 470</b>  |
| <b>Beholdning av kantar og kontantekvivalenter ved periodens slutt</b>      |      | <b>33 420 801</b>  | <b>29 571 563</b>  |



## DHT Management AS Noter til regnskapet for 2024

### Regnskapsprinsipper

Årsregnskapet er satt opp i samsvar med regnskapsloven av 1998. Det er utarbeidet etter norske regnskapsstandarder og anbefalinger til god regnskapskikk i Norge.

### Driftsinntekter

Tjenester inntektsføres etter hvert som de leveres.

### Utenlandsk valuta

Transaksjoner i utenlandsk valuta regnskapsføres etter transaksjonsdagens kurs. Pengeposter i utenlandsk valuta omregnes til balansedagens kurs. Agiogevinst og -tap føres som finansielle poster når de inntreffer.

### Investeringer i datterselskap

Investeringer i datterselskaper vurderes etter kostmetoden. Investeringene blir nedskrevet til virkelig verdi dersom verdifallet ikke er forbigående og det må anses nødvendig etter god regnskapskikk. Mottatt utbytte og konsernbidrag fra datterselskapene er inntektsført som annen finansinntekt.

### Omløpsmidler/Kortsiktig gjeld

Omløpsmidler og kortsiktig gjeld omfatter normalt poster som forfaller til betaling innen ett år etter balansedagen, samt poster som knytter seg til varekretsløpet. Omløpsmidler vurderes til laveste verdi av anskaffelseskost og antatt virkelig verdi.

### Varige driftsmidler

Varige driftsmidler føres opp til kostpris med fradrag for akkumulerte avskrivninger og nedskrivninger. Avskrivninger beregnes etter den lineære metode over driftsmidlets forventede brukstid. Når varige driftsmidler selges eller utranteres, føres kostpris og akkumulerte avskrivninger ut av balansen og gevinst eller tap resultatføres. Estimater for brukstid, utranteringsverdi og avskrivningsmetoder gjennomgås ved utgangen av hvert regnskapsår, og justeres hvis nødvendig. Eventuelle endringer får regnskapsmessig virkning fremover i tid, idet de er å anse som estimatendringer.

### Fordringer

Kundefordringer og andre fordringer er oppført til pålydende etter fradrag for avsetning til forventet tap. Avsetning til tap gjøres på grunnlag av en individuell vurdering av de enkelte fordringene. I tillegg gjøres det for øvrige kundefordringer en uspesifisert avsetning for å dekke antatt tap.

### Aksjebasert avlønning

Selskapet resultatfører aksjebasert avlønning og benytter en virkelig verdi metode for å verdsette kompensasjonskostnadene.

Kompensasjonskostnaden blir målt ved starten av opptjeningsperioden, basert på verdien av aksjene som skal gis, og kostnadsføres over opptjeningsperioden. Verdien av aksjene blir regnskapsført som en lønnskostnad i resultatregnskapet og mot egenkapital i balansen.

Den aksjebaserte avlønningen er knyttet til egenkapitalinstrumenter som utstedes av DHT Holdings Inc. som er morselskapet.

### Avsetninger

Avsetninger blir balanseført når selskapet har en eksisterende forpliktelse (rettslig eller antatt) som følge av en tidligere hendelse og det er sannsynlig at det vil kreves en utgående strøm av økonomiske fordeler fra selskapet for å innfri forpliktelsen og det er mulig å gjøre et pålitelig estimat for beløpet.

### Skatt

Periodens skattekostnad i resultatregnskapet omfatter både betalbare skatter i perioden og endring i utsatt skatt.

Betalbar skatt for inneværende periode og tidligere perioder gir uttrykk for den skatt som forventes å måtte betales til skattemyndighetene for inneværende og tidligere år. Skatteberegningen er basert på de skattesatser og skatteregler som er vedtatt på balansedagen.

Endring utsatt skatt gir uttrykk for fremtidige betalbare skatter som oppstår som følge av periodens aktiviteter. Utsatt skatt i balansen beregnes basert på midlertidige forskjeller mellom regnskapsmessige og skattemessige balanseverdier, etter fradrag for skattemessige underskudd til fremføring. Balanseført utsatt skattefordel vurderes ved hver balansedag og reduseres i den grad det ikke er sannsynlig at fremtidige skattemessige overskudd vil være tilstrekkelige til å utnytte den utsatte skattefordel. Utsatt skattefordel og utsatt skatt måles til de skattesatser som er forventet å være gjeldende i det år når skattefordelen blir utnyttet eller skattegjelden gjøres opp, med utgangspunkt i de skattesatser og skatteregler som er vedtatt på balansedagen.



## DHT Management AS Noter til regnskapet for 2024

### Pensjon

Selskapet etablerte en ytelsesbasert pensjonsordning for ansatte i 2010. Deler av pensjonen blir dekket ved utbetalinger fra folketrygden. Den ytelsesbaserte pensjonsordningen er forsikret gjennom et forsikringselskap.

For regnskapsmessige formål er det forutsatt at pensjonsytelser periodiseres lineært. Ytelsesbaserte ordninger definerer pensjonsbeløpet ut fra hvor mye de ansatte vil motta i pensjon og er avhengig blant annet av faktorer som alder, tjenestetid og lønnsnivå.

Den balanseførte forpliktelsen knyttet til ytelsesordningene består av nåverdien av pensjonsforpliktelsen fratrukket markedsverdien av pensjonsmidlene sammen med justeringer for uamortiserte estimatavvik og ikke resultatførte kostnader knyttet til tidligere perioders opptjening. Beregningene utføres årlig av en uavhengig aktuar, og er basert på en lineær opptjeningsmodell. Nåverdien av forpliktelsen fastsettes ved å neddiskontere de estimerte fremtidige pensjonsutbetalingene basert på en diskonteringsrente fastsatt med utgangspunkt i lange statsobligasjoner i Norge med justering for avvikende forfallsstruktur.

### Nærstående parter

Parter anses å være nærstående hvis en part har mulighet til direkte eller indirekte å kontrollere den annen part eller har betydelig påvirkningsmulighet ovenfor den annen part med hensyn til finansielle og driftsmessige beslutninger. Parter er også nærstående hvis de underlagt felles kontroll eller er under felles betydelig påvirkning. Selskapet mener at alle transaksjoner mellom nærstående parter er basert på prinsippet om armlengdes avstand (antatt markedsverdi).

### Kontantstrømoppstilling

Kontantstrømoppstillingen er utarbeidet etter den indirekte metode. Kontanter og kontantekvivalenter omfatter kontanter og bankinnskudd.

### Note 1 Opplysninger om nærstående parter

DHT Holdings, Inc. eier alle aksjene i DHT Management AS, og selskapene DHT Management Pte Ltd og DHT Management SAM. DHT Holdings, Inc. har inngått management serviceavtale i forbindelse med management tjenester og konserntjenester med disse døtrene. Annen driftsinntekt består i sin helhet av management fee fra DHT Management SAM, på kr 60.915.126 for 2024 og kr 55.666.472 for 2023.

### Note 2 Pensjonskostnader, -midler og -forpliktelser

Selskapet er pålagt å ha en tjenstepensjonsordning i henhold til norsk lov om obligatorisk tjenstepensjon for de ansatte i DHT Management AS. Selskapets pensjonsordninger tilfredsstiller kravene i denne loven og består av en ytelsesbasert ordning. Ved utgangen av året var det 13 deltakere i den ytelsesbaserte ordningen.

### Ytelsesbasert pensjon

Selskapet etablerte en ytelsesbasert pensjonsordning for ansatte i 2010. Etter full opptjening har de ansatte fra 67 år rett til 70% av grunnlønn opp til 12G ved pensjonering. Deler av pensjonen blir dekket ved utbetalinger fra folketrygden i Norge. Den ytelsesbaserte pensjonsordningen er forsikret gjennom et forsikringselskap.

For regnskapsmessige formål er det forutsatt at pensjonsytelser periodiseres lineært. Deler av urealiserte gevinster og tap som følge av endringer i aktuariemessige forutsetninger som overstiger en definert korridor resultatføres over forventet gjenværende gjennomsnittlig opptjeningstid. Korridoren er definert som 10% av den største av brutto pensjonsforpliktelse og brutto pensjonsmidler.



## DHT Management AS Noter til regnskapet for 2024

### Periodens pensjonskostnader inkl. AGA

|  | 2024             | 2023             |
|--|------------------|------------------|
| Årets pensjonsopptjening, Service Cost | 4 610 931        | 3 620 692        |
| Rentekostnad på pensjonsforpliktelsene | 283 860          | 205 425          |
| <b>Resultatført pensjonskostnad</b>    | <b>4 894 791</b> | <b>3 826 117</b> |

|  | 2024             | 2023             |
|--|------------------|------------------|
| DBO ved periodens slutt  | 27 975 273       | 31 208 774       |
| Pensjonsmidler ved periodens slutt                                   | 21 962 000       | 22 052 000       |
| <b>Netto pensjonsforpliktelse-overfinansiert (underfinansiert) *</b> | <b>6 013 273</b> | <b>9 156 774</b> |
| Ikke resultatført aktuarielt tap (gevinst)                           |                  |                  |
| <b>Balansført pensjonsforpliktelse inkl AGA **)</b>                  | <b>6 013 273</b> | <b>9 156 774</b> |

|   |           |             |
|---|-----------|-------------|
| *) Herav AGA inkludert i DBO:                       | (743 095) | (1 131 556) |
| ***) Herav AGA inkludert i balansført forpliktelse: | 0         | 0           |

|  | 2024              | 2023              |
|--|-------------------|-------------------|
| <i>Bevegelser pensjonsforpliktelse (DBO) inkl. AGA</i> |                   |                   |
| DBO ved periodens begynnelse                           | 31 208 774        | 22 814 495        |
| Årets pensjonsopptjening, Service Cost                 | 4 561 233         | 3 571 263         |
| Rentekostnad på pensjonsforpliktelsene                 | 973 614           | 690 543           |
| Planendring/avkastning                                 | -                 | -                 |
| Avkortning/oppgjør av pensjonsforpliktelse             | -                 | -                 |
| Aktuarielt tap (gevinst)                               | (8 091 156)       | 5 116 378         |
| AGA av innbetaling pensjonsmidler                      | (677 191)         | (983 905)         |
| Pensjonsutbetalinger                                   | -                 | -                 |
| <b>DBO ved periodens slutt</b>                         | <b>27 975 273</b> | <b>31 208 774</b> |

|   | 2024               | 2023               |
|---|--------------------|--------------------|
| <i>Bevegelser pensjonsmidler</i>                                  |                    |                    |
| Pensjonsmidler ved periodens begynnelse                           | 22 052 000         | 15 967 000         |
| Forventet avkastning på pensjonsmidlene                           | 640 055            | 435 689            |
| Administrasjonskostnader - Arbeidsgiveravgift på innbetalt premie | (677 191)          | (983 905)          |
| innbetalinger   | 5 479 967          | 7 961 956          |
| <b>Aktuarielt (tap) gevinst</b>                                   | <b>(5 532 831)</b> | <b>(1 328 740)</b> |
| <b>Pensjonsmidler ved periodens slutt</b>                         | <b>21 962 000</b>  | <b>22 052 000</b>  |

Selskapet forventer å innbetale kr 4.000.000 til den ytelsesbaserte pensjonsordning i 2025.

| <b>Økonomiske forutsetninger</b>                        | 2024   | 2023   |
|---|--------|--------|
| Diskonteringsrente                                      | 3,90 % | 3,10 % |
| Forventet avkastning pensjonsmidler                     | 3,90 % | 3,10 % |
| Årlig forventet lønnsvekst                              | 4,00 % | 3,50 % |
| Årlig forventet G-regulering                            | 3,75 % | 3,25 % |
| Årlig forventet reg. av pensjoner under utbetaling      | 2,40 % | 1,80 % |
| Amortiseringsfaktor (Forventet gjenstående tjenestetid) | 18     | 18     |

### Note 3 Ansatte og godtgjørelser med mer

|                              | 2024              | 2023              |
|------------------------------|-------------------|-------------------|
| <b>Lønnskostnader</b>        |                   |                   |
| Lønn, bonus                  | 32 554 646        | 29 016 245        |
| Arbeidsgiveravgift           | 7 709 927         | 6 719 084         |
| Pensjonskostnader            | 4 791 168         | 3 308 289         |
| Aksjeverdbasert avlønning    | 10 893 166        | 7 409 239         |
| Andre lønnsrelaterte ytelser | 1 368 067         | 2 453 114         |
| <b>Sum</b>                   | <b>57 316 973</b> | <b>48 905 970</b> |

Selskapet har obligatorisk ytelsesbasert pensjon. Jmfør note 2.  
Gjennomsnittlig antall utførte årsverk i 2024 er 13



## DHT Management AS Noter til regnskapet for 2024

### Note 4 Driftsmidler

|                            | Inventar       | IT             | Kunst          | Sum            |
|----------------------------|----------------|----------------|----------------|----------------|
| Anskaffelseskost 01.01     | 6 822 187      | 4 674 774      | 296 900        | 11 793 861     |
| Tilgang                    | 0              | 167 764        | 0              | 167 764        |
| Avgang                     | 0              | 0              | 0              | 0              |
| Anskaffelseskost 31.12     | 6 822 187      | 4 842 538      | 296 900        | 11 961 625     |
| Akkumulert avskrevet 01.01 | 6 273 453      | 4 420 642      | 0              | 10 694 095     |
| Årets avskrivninger        | 149 394        | 188 645        | 0              | 338 039        |
| Avgang                     | 0              | 0              | 0              | 0              |
| Akkumulert avskrevet 31.12 | 6 422 847      | 4 609 287      | 0              | 11 032 134     |
| <b>Bokført verdi 31.12</b> | <b>399 340</b> | <b>233 251</b> | <b>296 900</b> | <b>929 491</b> |
| Levetid                    | 5 år           | 3år            |                |                |

### Note 5 Ytelser/godtgjørelser til daglig leder, styret og revisor

|                                | 2024          | 2023          |
|--------------------------------|---------------|---------------|
| Revisor                        |               |               |
| Revisor, revisjon (ekskl. mva) | 44 000        | 40 000        |
| Revisor, rådgivning            | -             | -             |
| <b>Sum</b>                     | <b>44 000</b> | <b>40 000</b> |

### Ytelser til daglig leder og styret

|  | 2024      | 2023      |
|--|-----------|-----------|
| Lønn, bonus                            | 6 926 116 | 5 230 851 |
| Aksjeverdbasert avlønning i morselskap | 5 615 862 | 3 760 613 |
| Pensjonsutgifter                       | 424 974   | 394 843   |
| Annen godtgjørelse                     | 21 069    | 20 031    |

Daglig leder har avtale om 12 måneders sluttvederlag ved usaklig oppsigelse eller 18 måneders sluttvederlag ved endring i kontroll over selskapet. Det er ikke betalt honorar til styret i DHT Management AS. Det foreligger ingen avtaler til styrets leder om sluttvederlag. Det er ikke gitt lån til eller sikkerhetsstillelse til fordel for daglig leder og leder av styret.

### Aksjeverdbaserte godtgjørelser

Selskapet har et aksje- og opsjonsprogram for ledelsen og sentrale nøkkelpersoner. Programmet behandles regnskapsmessig som en aksjebasert betalingstransaksjon med oppgjør i egenkapital.

Utviklingen i utestående aksjer og opsjoner knyttet til aksjeverdbasert betaling er som følger:

|                                  | Aksjer        |
|----------------------------------|---------------|
| Utestående 31.12.2023            | 90 119        |
| Tildelt (1)                      | 50 000        |
| Opptjent og utstedt (2)          | 40 836        |
| <b>Utestående 31.12.2024 (3)</b> | <b>99 283</b> |

(1) I 2024 ble daglig leder tildelt 37.500 aksjer med forbehold om fortsatt ansettelse i DHT. Virkelig verdi på tildelingsdagen var US\$10,94 per aksje. Alle aksjene opptjenes med forbehold om fortsatt ansettelse i DHT. 12.500 aksjer ble opptjent i januar 2025, 12.500 aksjer opptjenes i januar 2026 og 12.500 aksjer opptjenes i januar 2027. I tillegg ble 12.500 aksjer tildelt, opptjent og utstedt i 2024 basert på visse markedsfaktorer. Virkelig verdi på tildelingsdagen var US\$10,94 per aksje for 6.250 aksjer og US\$8,04 for 6.250 aksjer.

(2) Inkluderer ikke aksjer relatert til utbytte i opptjeningsperioden.

40.836 aksjer ble opptjent og utstedt 5. januar 2024. Aksjekursen 5. januar 2024 var US\$10,94 per aksje.

(3) 23.113 aksjer ble opptjent per 31.12.2024 basert på visse markedsfaktorer, men ikke utstedt før 2. januar 2025.

Resterende aksjer opptjenes med forbehold om fortsatt ansettelse i DHT. 38.670 aksjer ble opptjent i januar 2025, 25.000 aksjer opptjenes i januar 2026 og 12.500 opptjenes i januar 2027.



## DHT Management AS Noter til regnskapet for 2024

### Note 6 Valuta

Valutagevinster og -tap er inkludert i annen finansinntekt og annen finanskostnad i resultatregnskapet. Selskapet har for 2024 resultatført valutagevinster på kr. 1.997.491 og valutatap på kr. 457.876.

### Note 7 Investering i datterselskap

| Firma                                   | Ansk.-<br>tidspunkt | Forretnings-<br>kontor | Stemme-<br>andel | Eier-<br>andel |
|---|---------------------|------------------------|------------------|----------------|
| DHT Ship Management (Singapore) Pte Ltd | 2014                | Singapore              | 100 %            | 100 %          |

Konsernregnskap er ikke utarbeidet i henhold til unntaksreglene i Regnskapsloven §3-7.

Det er i 2024 foretatt en nedskrivning av investering i DHT Ship Management (Singapore) Pte Ltd med kr. 5.502.698. Nedskrivningen knytter seg til aksjeverdbasert avlønning for ansatte i DHT Ship Management, med oppgjør i egenkapitalinstrumenter i DHT Holdings, Inc., Denne er regnskapsført som en kapitalforhøyelse i DHT Ship Management (Singapore) Pte Ltd i henhold til regnskapslovens regler om regnskapsføring av aksjeverdbasert avlønning.

### Note 8 Skatt

|  | 2024             | 2023           |
|--|------------------|----------------|
| <b>Betalbar skatt</b>  |                  |                |
| Resultat før skatt   | (10 323 727)     | (6 525 258)    |
| Permanente forskjeller relatert til aksjeverdbasert avlønning    | 10 893 166       | 7 409 239      |
| Permanente forskjeller relatert til nedskrivning aksjer i datter | 5 502 698        | 3 886 252      |
| Andre permanente forskjeller                                     | 85 446           | 68 913         |
| Endring i midlertidige forskjeller ført mot EK                   | 2 558 325        | (6 445 118)    |
| Endring i midlertidige forskjeller                               | (3 197 306)      | 2 216 641      |
| <b>Grunnlag betalbar skatt</b>                                   | <b>5 518 603</b> | <b>610 669</b> |

|                           |                  |                |
|---------------------------|------------------|----------------|
| <b>Betalbar skatt 22%</b> | <b>1 214 093</b> | <b>134 347</b> |
|---------------------------|------------------|----------------|

|   |                  |                  |
|---|------------------|------------------|
| <b>Skattekostnad</b>                          |                  |                  |
| Betalbar skatt                                | 1 214 093        | 134 347          |
| Skatteeffekt av endring i MF ført rett mot EK | (562 832)        | 1 417 926        |
| Endring utsatt skatt                          | 703 407          | (487 661)        |
| Virkning av endring i skatteregler            | -                | -                |
| <b>Årets skattekostnad</b>                    | <b>1 354 668</b> | <b>1 064 612</b> |

|   | 31.12.2023         | 31.12.2024         | Endring     |
|---|--------------------|--------------------|-------------|
| <b>Midlertidige forskjeller</b>             |                    |                    |             |
| Skattereduserende midlertidige forskjeller: |                    |                    |             |
| Driftsmidler                                | (582 232)          | (528 427)          | (53 805)    |
| Pensjonsmidler                              | (9 156 774)        | (6 013 273)        | (3 143 501) |
| Grunnlag utsatt skatt                       | (9 739 006)        | (6 541 700)        | (3 197 306) |
| <b>Utsatt skatt 22%</b>                     | <b>(2 142 582)</b> | <b>(1 439 175)</b> |             |

### Note 9 Egenkapital

|  | Aksjekapital   | Annen EK          | Sum               |
|--|----------------|-------------------|-------------------|
| Egenkapital pr 31.12.2023                | 100 000        | 23 426 267        | 23 526 267        |
| Endring i pensjonsforpliktelse, IAS      |                | 1 995 493         | 1 995 493         |
| Aksjeverdbasert avlønning                |                | 10 893 166        | 10 893 166        |
| Nedskrivning investering i datterselskap |                | 5 502 698         | 5 502 698         |
| Årets resultat                           |                | (11 678 395)      | (11 678 395)      |
| <b>Egenkapital pr 31.12.2024</b>         | <b>100 000</b> | <b>30 139 230</b> | <b>30 239 230</b> |

### Note 10 Mellomværende med selskap i samme konsern

|   | 31.12.2024        | 31.12.2023        |
|---|-------------------|-------------------|
| DHT Holdings Inc                        | 1 568 076         | 880 859           |
| DHT Ship Management (Singapore) Pte Ltd | 192 582           | 2 149             |
| DHT Management SAM                      | 19 668 111        | 16 494 356        |
| <b>Sum</b>                              | <b>21 428 769</b> | <b>17 377 363</b> |

### Note 11 Bankinnskudd

Herav utgjør bundne skattetrekk kr 1.019.988, samt bunden husleiegaranti på kr 2.275.058.



## DHT Management AS Noter til regnskapet for 2024

### Note 12 Antall aksjer, aksjeeiere mv.

| Aksjekapital    | Antall | Pålydende | Bokført |
|-----------------|--------|-----------|---------|
| Ordinære aksjer | 1 000  | 100       | 100 000 |

DHT Management AS hadde en aksjonær pr 31.12.2024

| Aksjonærer                  | Aksjer       | Eierandel    |
|-----------------------------|--------------|--------------|
| DHT Holdings, Inc.          | 1 000        | 100 %        |
| <b>Totalt antall aksjer</b> | <b>1 000</b> | <b>100 %</b> |

Selskapet inngår i konsolideringen til morselskap DHT Holdings, Inc., Clarendon House, Hamilton, Bermuda. Konsolidert konsernregnskap for konsernet kan lastes ned fra [www.dhtankers.com](http://www.dhtankers.com).

### Note 13 Annen kortsiktig gjeld

|                                 | 2024              | 2023              |
|---------------------------------|-------------------|-------------------|
| Avsatte feriepenger             | 2 050 870         | 1 782 774         |
| Avsatte bonuser                 | 15 350 762        | 12 448 505        |
| Andre kortsiktige forpliktelser | 245 898           | 63 916            |
| <b>Annen kortsiktig gjeld</b>   | <b>17 647 529</b> | <b>14 295 195</b> |

### Note 14 Hendelser etter balansedagen

Det har ikke vært hendelser etter balansedagen som har betydning for regnskapsåret 2024.



**DHT MANAGEMENT AS**

Protokoll fra ordinær generalforsamling  
Oslo, 11. juni, 2025 kl. 12:00

**1) Representasjon**

Alle selskapets aksjer, totalt 1.000 aksjer, var representert på generalforsamlingen

**2) Godkjenning av innkallingen**

Innkallingen ble godkjent.

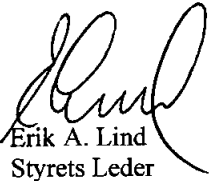
**3) Godkjenning av årsregnskapet for 2024 inkl. styrets årsberetning**


Årsregnskapet ble godkjent og underskuddet på NOK 11.678.395,- ble vedtatt overført fra annen egenkapital.

**4) Godkjenning av revisors honorarer på kr. 44.000,-**

Revisors honorar på kr. 44.000,- ble godkjent.

Det forelå ingen andre saker til behandling. Møtet ble hevet.

  
Erik A. Lind  
Styrets Leder

  
Laila C. Halvorsen  
Daglig Leder



Skatteetaten

|                 |                     |                                     |
|-----------------|---------------------|-------------------------------------|
| Vår dato        | Din/Deres dato      | Saksbehandler                       |
| 07.08.2023      | 04.08.2023          | Lars Waalorp                        |
| 800 80 000      | Din/Deres referanse | Telefon                             |
| Skatteetaten.no |                     | 90833418                            |
| Org.nr          | Vår referanse       | Postadresse                         |
| 974761076       | 2023/5434884        | Postboks 9200 Grønland<br>0134 OSLO |

DHT MANAGEMENT AS  
Postboks 2039 Vika  
0125 OSLO

Att. Laila C. Halvorsen

## Fritak for konsernregnskapsplikt for DHT Management AS, org.nr. 988 774 863

Vi viser til deres brev sendt inn 4. august 2023 hvor dere søker om fritak fra plikten til å utarbeide konsernregnskap for DHT Management AS.

Skattekontoret finner med hjemmel i regnskapsloven § 3-7 fjerde ledd å kunne gi tillatelse til at det gjøres unntak for konsernregnskapsplikten for DHT Management AS. Dispensasjonen gjelder så lenge opplysningene som danner grunnlaget for vedtaket ikke endres vesentlig.

Kopi av dette brev må sendes Regnskapsregisteret i Brønnøysund sammen med årsregnskapet mv. Det påligger den regnskapspliktige å dokumentere ved dette brev at tillatelsen er gitt.

### Bakgrunn

DHT Management AS er morselskap i et underkonsern, hvor DHT Holdings, Inc. er det ultimate morselskapet og er hjemmehørende utenfor EØS. Konsernregnskap utarbeides av DHT Holdings, Inc. på engelsk språk etter IFRS, hvor DHT Management AS med datterselskaper er omfattet.

### Skattekontorets vurdering

Det forutsettes at DHT Holdings, Inc. utarbeider konsernregnskap som omfatter den regnskapspliktige og dennes datterselskaper. Det legges til grunn at dette konsernregnskapet er utarbeidet i samsvar med IFRS og at kravene i regnskapsloven § 3-7 med forskrifter for øvrig følges. Bestemmelsene i regnskapsloven kapittel 8 gjelder tilsvarende for dette konsernregnskapet.

Når det gjelder hvilket språk morselskapet skal utarbeide konsernregnskapet på, vises det til forskrift av 7. september 2006 nr. 1062 til utfylling og gjennomføring mv. av regnskapsloven. Det følger av § 3-7-1 at konsernregnskapet foruten å være på norsk, kan være på svensk, dansk eller engelsk.



Skattekontoret gir etter en konkret helhetsvurdering tillatelse til at det gjøres unntak for konsernregnskapsplikten.

Vennligst oppgi vår referanse ved henvendelse i saken.

Med hilsen

Lars Waalorp  
Skatteetaten

*Dokumentet er elektronisk godkjent og har derfor ikke håndskrevne signaturer.*



Statsautoriserte revisorer  
Ernst & Young AS  
Stortorvet 7, 0155 Oslo  
Postboks 1156 Sentrum, 0107 Oslo

Foretaksregisteret: NO 976 389 387 MVA  
Tlf: +47 24 00 24 00  
www.ey.no  
Medlemmer av Den norske Revisorforening

Til generalforsamlingen i DHT Management AS

## UAVHENGIG REVISORS BERETNING

### Konklusjon

Vi har revidert årsregnskapet for DHT Management AS som består av balanse per 31. desember 2024, resultatregnskap og kontantstrømoppstilling for regnskapsåret avsluttet per denne datoen og noter til årsregnskapet, herunder et sammendrag av viktige regnskapsprinsipper.

Etter vår mening

- oppfyller årsregnskapet gjeldende lovkrav, og
- gir årsregnskapet et rettviseende bilde av selskapets finansielle stilling per 31. desember 2024 og av dets resultater og kontantstrømmer for regnskapsåret avsluttet per denne datoen i samsvar med regnskapslovens regler og god regnskapsskikk i Norge.

### Grunnlag for konklusjon

Vi har gjennomført revisjonen i samsvar med International Standards on Auditing (ISA-ene). Våre oppgaver og plikter i henhold til disse standardene er beskrevet nedenfor under *Revisors oppgaver og plikter ved revisjonen av årsregnskapet*. Vi er uavhengige av selskapet i samsvar med kravene i relevante lover og forskrifter i Norge og *International Code of Ethics for Professional Accountants* (inkludert internasjonale uavhengighetsstandarder) utstedt av International Ethics Standards Board for Accountants (IESBA-reglene), og vi har overholdt våre øvrige etiske forpliktelser i samsvar med disse kravene. Innhentet revisjonsbevis er etter vår vurdering tilstrekkelig og hensiktsmessig som grunnlag for vår konklusjon.

### Øvrig informasjon

Styret og daglig leder (ledelsen) er ansvarlige for informasjonen i årsberetningen. Vår konklusjon om årsregnskapet ovenfor dekker ikke informasjonen i årsberetningen.

I forbindelse med revisjonen av årsregnskapet er det vår oppgave å lese årsberetningen. Formålet er å vurdere hvorvidt det foreligger vesentlig inkonsistens mellom årsberetningen og årsregnskapet og den kunnskap vi har opparbeidet oss i revisjonen av årsregnskapet, eller hvorvidt informasjon i årsberetningen ellers fremstår som vesentlig feil. Vi har plikt til å rapportere dersom årsberetningen fremstår som vesentlig feil. Vi har ingenting å rapportere i så henseende.

Basert på kunnskapen vi har opparbeidet oss i revisjonen, mener vi at årsberetningen

- er konsistent med årsregnskapet og
- inneholder de opplysninger som skal gis i henhold til gjeldende lovkrav.

### Ledelsens ansvar for årsregnskapet

Ledelsen er ansvarlig for å utarbeide årsregnskapet og for at det gir et rettviseende bilde i samsvar med regnskapslovens regler og god regnskapsskikk i Norge. Ledelsen er også ansvarlig for slik intern kontroll som den finner nødvendig for å kunne utarbeide et årsregnskap som ikke inneholder vesentlig feilinformasjon, verken som følge av misligheter eller utilsiktede feil.

Ved utarbeidelsen av årsregnskapet må ledelsen ta standpunkt til selskapets evne til fortsatt drift og opplyse om forhold av betydning for fortsatt drift. Forutsetningen om fortsatt drift skal legges til grunn for



**Shape the future  
with confidence**

årsregnskapet med mindre ledelsen enten har til hensikt å avvike selskapet eller virksomheten, eller ikke har noe annet realistisk alternativ.

## Revisors oppgaver og plikter ved revisjonen av årsregnskapet

Vårt mål er å oppnå betryggende sikkerhet for at årsregnskapet som helhet ikke inneholder vesentlig feilinformasjon, verken som følge av misligheter eller utilsiktede feil, og å avgjøre en revisjonsberetning som inneholder vår konklusjon. Betyggende sikkerhet er en høy grad av sikkerhet, men ingen garanti for at en revisjon utført i samsvar med ISA-ene, alltid vil avdekke vesentlig feilinformasjon. Feilinformasjon kan oppstå som følge av misligheter eller utilsiktede feil. Feilinformasjonen er å anse som vesentlig dersom den enkeltvis eller samlet med rimelighet kan forventes å påvirke de økonomiske beslutningene som brukerne foretar, på grunnlag av årsregnskapet.

Som del av en revisjon i samsvar med ISA-ene, utøver vi profesjonelt skjønn og utviser profesjonell skepsis gjennom hele revisjonen. I tillegg:

- identifiserer og vurderer vi risikoen for vesentlig feilinformasjon i årsregnskapet, enten det skyldes misligheter eller utilsiktede feil. Vi utformer og gjennomfører revisjonshandlinger for å håndtere slike risikoer, og innhenter revisjonsbevis som er tilstrekkelig og hensiktsmessig som grunnlag for vår konklusjon. Risikoen for at vesentlig feilinformasjon som følge av misligheter ikke blir avdekket, er høyere enn for feilinformasjon som skyldes utilsiktede feil, siden misligheter kan innebære samarbeid, forfalskning, bevisste utelatelser, uriktige fremstillinger eller overstyring av intern kontroll.
- opparbeider vi oss en forståelse av intern kontroll som er relevant for revisjonen, for å utforme revisjonshandlinger som er hensiktsmessige etter omstendighetene, men ikke for å gi uttrykk for en mening om effektiviteten av selskapets interne kontroll.
- evaluerer vi om de anvendte regnskapsprinsippene er hensiktsmessige og om regnskapsestimaterne og tilhørende noteopplysninger utarbeidet av ledelsen er rimelige.
- konkluderer vi på om ledelsens bruk av fortsatt drift-forutsetningen er hensiktsmessig, og, basert på innhentede revisjonsbevis, hvorvidt det foreligger vesentlig usikkerhet knyttet til hendelser eller forhold som kan skape tvil av betydning om selskapets evne til fortsatt drift. Dersom vi konkluderer med at det eksisterer vesentlig usikkerhet, kreves det at vi i revisjonsberetningen henleder oppmerksomheten på tilleggsopplysningene i årsregnskapet, eller, dersom slike tilleggsopplysninger ikke er tilstrekkelige, at vi modifiserer vår konklusjon. Våre konklusjoner er basert på revisjonsbevis innhentet frem til datoen for revisjonsberetningen. Etterfølgende hendelser eller forhold kan imidlertid medføre at selskapet ikke kan fortsette driften.
- evaluerer vi den samlede presentasjonen, strukturen og innholdet i årsregnskapet, inkludert tilleggsopplysningene, og hvorvidt årsregnskapet gir uttrykk for de underliggende transaksjonene og hendelsene på en måte som gir et rettvise bilde.

Vi kommuniserer med styret blant annet om det planlagte innholdet i og tidspunkt for revisjonsarbeidet og eventuelle vesentlige funn i revisjonen, herunder vesentlige svakheter i intern kontroll som vi avdekker gjennom revisjonen.

Oslo, 13. juni 2025  
ERNST & YOUNG AS

*Revisjonsberetningen er signert elektronisk*

Magnus Hegertun Birkeland  
statsautorisert revisor

Uavhengig revisors beretning - DHT Management AS 2024

A member firm of Ernst & Young Global Limited

Perneo Dokumentmøkkel: CTYDQ-5E6R9-TLZGZ-PV7P5-KBG4Q-G2P25



# PENNEO

Signaturene i dette dokumentet er juridisk bindende. Dokument signert med "Penneo™ - sikker digital signatur". De signerende parter sin identitet er registrert, og er listet nedenfor.

"Med min signatur bekrefter jeg alle datoer og innholdet i dette dokument."

## Birkeland, Magnus Hegertun

### Statsautorisert revisor

På vegne av: Ernst & Young AS

Serienummer: no\_bankid:9578-5990-4-2796687

IP: 147.161.xxx.xxx

2025-06-13 13:14:56 UTC



Penneo Dokumentmøkkel: CTYDQ-5E6R9-TLZGZ-PV7P5-KBG4Q-G2P2S

Dette dokumentet er signert digitalt via [Penneo.com](https://penneo.com). De signerte dataene er validert ved hjelp av den matematiske hashverdien av det originale dokumentet. All kryptografisk bevisføring er innebygd i denne PDF-en for fremtidig validering.

Dette dokumentet er forseglet med et kvalifisert elektronisk segl. For mer informasjon om Penneos kvalifiserte tillitstjenester, se <https://eud.penneo.com>.

### Slik kan du bekrefte at dokumentet er originalt

Når du åpner dokumentet i Adobe Reader, kan du se at det er sertifisert av **Penneo A/S**. Dette beviser at innholdet i dokumentet ikke har blitt endret siden tidspunktet for signeringen. Bevis for de individuelle signatørens digitale signaturer er vedlagt dokumentet.

Du kan bekrefte de kryptografiske bevisene ved hjelp av Penneos validator, <https://penneo.com/validator>, eller andre valideringsverktøy for digitale signaturer.