



## Årsregnskap for regnskapsåret 2021

Organisasjonsnr: 912 829 456  
Navn/foretaksnavn: THE NORTH ALLIANCE NORGE AS  
Forretningsadresse: Wergelandsveien 15  
0167 OSLO

Brønnøysundregistrene  
21.07.2023

---

### Brønnøysundregistrene

Postadresse: 8910 Brønnøysund

Telefoner: Opplysningstelefonen 75 00 75 00 Telefaks 75 00 75 05

E-post: [firmapost@brreg.no](mailto:firmapost@brreg.no) Internett: [www.brreg.no](http://www.brreg.no)

Organisasjonsnummer: 974 760 673



Brønnøysundregistrene - Regnskapsregisteret


2022 . 100321



## VEDLEGG TIL ÅRSREGNSKAP 2021



THE NORTH ALLIANCE NORGE AS Wergelandsveien 15 0167 OSLO	Organisasjonsnr.  912 829 456	AS
--	-------------------------------------	----



Registrerte opplysninger per 02.08.2022		Eventuelle endringer dette regnskapsåret	
Startdato 01.01.2021	Avslutningsdato 31.12.2021	Startdato	Avslutningsdato
Konsernforhold Foreninger som følger regler for frivillig virksomhet, kan ikke være morselskap	Morselskap JA	Endret konsernforhold <input type="checkbox"/> Morselskap <input type="checkbox"/> Ikke morselskap	

Kun for aksjeselskap som har meldt fravalg av revisjon

Selskapet har besluttet at årsregnskapet ikke skal revideres  Ja

Årsregnskapet er utarbeidet av ekstern autorisert regnskapsfører  Ja

Ekstern autorisert regnskapsfører har i løpet av regnskapsåret bistått ved den løpende regnskapsføringen eller utført andre tjenester for selskapet enn å utarbeide årsregnskapet  Ja

Årsregnskapet er satt opp etter reglene for frivillig virksomhet  Avkrysning er kun aktuelt for foreninger (FLI) som er registrert i Frivillighetsregisteret

Hvis enheten ikke følger norsk regnskapslov eller frivillighetsregisterloven, kryss av  IFRS selskap     IFRS konsern

Hvis enheten velger å avvike fra regnskapsloven § 6-1, kryss av  Funksjon selskap     Funksjon konsern

Følges regnskapsreglene for små foretak?  Ja     Nei

Jeg bekrefter at vedlagte årsregnskap er fastsatt av kompetent organ den \_\_\_\_\_ Dato

Sted/dato, Underskrift av representant for enheten

Vedlegg

Bare til bruk for Regnskapsregisteret *an*

G  NYVE  Admr  Kregn Ja  Nei  Aktiv. regn

M  Rets  Ant.s

ov.b    årsb    res    bal    e.bal    gj.bal    rev    i-rev    k-res    k-bal    k-n    k-rev    i-k-rev    n

k-regn    kto    d.k    ik-iv    konsf    ifrs    fr-rev    funk    u.off    brev




BR-1001-11





DocuSign Envelope ID: AE92EE69-1159-47A7-8B8E-485B35FF23C4

**N**

**2021**

**A**

**The North Alliance**



DocuSign Envelope ID: AE92EE69-1159-47A7-8B8E-485B35FF23C4

The North Alliance Norge AS – 2021 Annual Financial Statements

## Statement of Comprehensive Income

### The North Alliance Norge AS

Figures are stated in NOK 1 000

	Note	For the year ended:	
		2021	2020
Other Income		<u>21.871</u>	<u>20.291</u>
<b>Total Operating Revenue</b>		<b><u>21.871</u></b>	<b><u>20.291</u></b>
Cost of goods sold		2.203	0
Personnel expenses	2	9.812	7.385
Depreciation and amortization	3	1.181	743
Other operating expenses	2	<u>27.008</u>	<u>22.054</u>
<b>Total Operating Expenses</b>		<b><u>40.204</u></b>	<b><u>30.182</u></b>
<b>Operating Income</b>		<b><u>-18.333</u></b>	<b><u>-9.891</u></b>
Interest income		23	38
Other financial income		2.477	324
Group tax contribution		10.354	2.209
Interest income from group companies		<u>6.771</u>	<u>5.880</u>
<b>Total Financial Income</b>		<b><u>19.625</u></b>	<b><u>8.451</u></b>
Interest expenses		2.204	1.277
Interest expense to group companies		1.526	1.381
Foreign exchange losses		<u>120</u>	<u>2.792</u>
<b>Total Financial Expense</b>		<b><u>3.850</u></b>	<b><u>5.450</u></b>
<b>Net Financial Income (Expense)</b>		<b><u>15.775</u></b>	<b><u>3.001</u></b>
<b>Profit before income tax</b>		<b><u>-2.558</u></b>	<b><u>-6.890</u></b>
Income tax expense	4	<u>575</u>	<u>-1.514</u>
<b>Profit for the year</b>		<b><u>-3.133</u></b>	<b><u>-5.376</u></b>
<b>Net Income</b>		<b><u>-3.133</u></b>	<b><u>-5.376</u></b>
<b>Statement of comprehensive income</b>			
Items that may be subsequently reclassified to profit or loss			
Currency translation effects		<u>0</u>	<u>0</u>
<b>Total Other Income and Expense</b>		<b><u>0</u></b>	<b><u>0</u></b>
<b>Total comprehensive income for the year</b>		<b><u>-3.133</u></b>	<b><u>-5.376</u></b>

Notes 1 to 8 are an integral part of the Consolidated Financial Statements



DocuSign Envelope ID: AE92EE69-1159-47A7-8B8E-485B35FF23C4

The North Alliance Norge AS – 2021 Annual Financial Statements

## Statement of Financial Position

### The North Alliance Norge AS

*Figures are stated in NOK 1 000*

#### ASSETS

		<i>As at December 31:</i>	
<b>NON CURRENT ASSETS</b>	<b>Note</b>	<b>2021</b>	<b>2020</b>
<b>Intangible Assets</b>			
Intangible assets	3	5.143	3.815
Deferred income tax asset	4	<u>5.656</u>	<u>6.231</u>
<b>Total Intangible Assets</b>		<b><u>10.799</u></b>	<b><u>10.046</u></b>
<b>Fixed Assets</b>			
Machinery and equipment	3	<u>1.228</u>	<u>977</u>
<b>Total Fixed Assets</b>		<b><u>1.228</u></b>	<b><u>977</u></b>
<b>Financial Assets</b>			
Loan to group company	6	46.885	33.078
Investment in subsidiaries	5	987.799	625.571
Other financial assets (non listed shares)		7.200	3.919
Long term receivable		<u>2.781</u>	<u>0</u>
<b>Total Financial Assets</b>		<b><u>1.044.665</u></b>	<b><u>662.568</u></b>
<b>Total Noncurrent Assets</b>		<b><u>1.056.692</u></b>	<b><u>673.591</u></b>
<b>CURRENT ASSETS</b>			
<b>Other Receivables</b>			
Trade receivables		1.831	6.733
Receivables from group companies	6	157.635	2.116
Other receivables		12.977	9.852
Prepaid expenses		<u>2.822</u>	<u>1.085</u>
<b>Total Other Receivables</b>		<b><u>175.265</u></b>	<b><u>19.786</u></b>
<b>Cash and Cash Equivalents</b>			
Bank deposits		<u>65</u>	<u>1.169</u>
<b>Total Cash and Cash Equivalents</b>		<b><u>65</u></b>	<b><u>1.169</u></b>
<b>Total Current Assets</b>		<b><u>175.330</u></b>	<b><u>20.955</u></b>
<b>Total Assets</b>		<b><u>1.232.022</u></b>	<b><u>694.546</u></b>

*Notes 1 to 8 are an integral part of the Consolidated Financial Statements*



DocuSign Envelope ID: AE92EE69-1159-47A7-8B8E-485B35FF23C4

The North Alliance Norge AS – 2021 Annual Financial Statements

## Statement of Financial Position

### The North Alliance Norge AS

Figures are stated in NOK 1 000

EQUITY AND LIABILITIES	Note	As at December 31:	
		2021	2020
<b>EQUITY</b>			
<b>Paid-in Capital</b>			
Share capital	7	34	34
Share premium	7	<u>1.068.147</u>	<u>742.202</u>
<b>Total Paid-in Capital</b>		<u>1.068.181</u>	<u>742.236</u>
<b>Retained Earnings</b>			
Other equity		<u>-228.724</u>	<u>-140.183</u>
<b>Total Retained Earnings</b>		<u>-228.724</u>	<u>-140.183</u>
<b>Total Equity</b>		<u>839.457</u>	<u>602.053</u>
<b>LIABILITIES</b>			
<b>Short-term Debt</b>			
Accounts payable		330	6.298
Bank overdraft facility		49.505	53.339
Short term liabilities to group companies	6	322.604	26.995
Other short-term debt		<u>20.126</u>	<u>5.861</u>
<b>Total Short-term Debt</b>		<u>392.565</u>	<u>92.493</u>
<b>Total Liabilities</b>		<u>392.565</u>	<u>92.493</u>
<b>Total Equity and Liabilities</b>		<u>1.232.022</u>	<u>694.546</u>

Notes 1 to 8 are an integral part of the Consolidated Financial Statements



DocuSign Envelope ID: AE92EE69-1159-47A7-8B8E-485B35FF23C4

The North Alliance Norge AS – 2021 Annual Financial Statements

## Statement of Changes in Equity

The North Alliance Norge AS

Figures are stated in NOK 1 000

	Note	Share Capital	Share Premium	Other Equity	Total Equity
<b>Equity 01.01.2020</b>		<b>34</b>	<b>690.955</b>	<b>-132.339</b>	<b>558.650</b>
Capital increase (registered March 2020)			51.247	-22.378	28.869
Other changes in equity				-1.247	-1.247
Other adjustment *				21.157	21.157
Profit/loss for the year 2020				-5.376	-5.376
<b>Equity 31.12.2020</b>		<b>34</b>	<b>742.202</b>	<b>-140.183</b>	<b>602.053</b>
Capital increase			325.945		325.945
Merger NoA Ignite Group				-85.408	-85.408
Profit/loss for the year 2021				-3.133	-3.133
<b>Equity 31.12.2021</b>		<b>34</b>	<b>1.068.147</b>	<b>-228.724</b>	<b>839.457</b>

\* other adjustment represents 2019 dividend from subsidiary not included in the 2019 statement of comprehensive income

No dividend proposed for FY 21.

Notes 1 to 8 are an integral part of the Consolidated Financial Statements



DocuSign Envelope ID: AE92EE69-1159-47A7-8B8E-485B35FF23C4

The North Alliance Norge AS – 2021 Annual Financial Statements

## Statement of Cash Flows

The North Alliance Norge AS

Figures are stated in NOK 1 000

	2021	2020
<b>Operating Activities</b>		
Profit before income tax	-2.558	-6.890
Adjustments for:		
Depreciation	3 1.181	743
Financial income/expenses - net	-15.775	-3.001
Changes in working capital:		
Changes in trade receivables and receivables group companies	-132.041	-13.021
Changes in accounts payable and short term liabilities to group companies	288.680	-27.134
Changes in other assets and liabilities	12.528	1.673
<b>Cash provided (used) by operating activities</b>	<b>152.015</b>	<b>-47.630</b>
<b>Investing Activities</b>		
Investment in subsidiaries	5 -471.411	7.029
Purchase of non-listed shares	-3.281	-3.919
Issuance of loan to group companies	5 -13.807	-6.323
Acquisition of fixed and intangible assets	3 -2.760	-3.899
<b>Cash provided (used) by investing activities</b>	<b>-491.259</b>	<b>-7.112</b>
<b>Financing Activities</b>		
Proceeds from bank overdraft facility	-3.834	-812
Dividend received	0	21.157
Group contribution received	10.354	2.209
Interest payments and other financial expenses	-3.596	-5.385
Interest received	9.271	6.242
Proceeds from issuance of shares	325.945	28.869
<b>Cash provided (used) by financing activities</b>	<b>338.140</b>	<b>52.280</b>
<b>Net change in cash and cash equivalents</b>	<b>-1.104</b>	<b>-2.462</b>
Cash and cash equivalents at start of period	1.169	3.631
<b>Cash and Cash Equivalents at end of period</b>	<b>65</b>	<b>1.169</b>

Notes 1 to 8 are an integral part of the Consolidated Financial Statements



DocuSign Envelope ID: AE92EE69-1159-47A7-8B8E-485B35FF23C4

The North Alliance Norge AS – 2021 Annual Financial Statements

## Notes to the Consolidated Financial Statements

### Note 1 – Accounting Principles

#### General information

The North Alliance Norge AS is a limited liability company incorporated and domiciled in Norway with offices at Wergelandsveien 15 in Oslo.

#### Basis of preparation

The Financial Statements for The North Alliance Norge AS ("the company") are prepared in accordance with International Financial Reporting Standards (IFRS) as adopted by the European Union and required for the financial year beginning 1 January 2021 or later, as well as Norwegian disclosure requirements pursuant to the Accounting Act per 31 December 2021. The explanations of the accounting principles for the Group also apply to The North Alliance Norge AS, and the notes to the consolidated financial statements in some cases cover The North Alliance Norge AS. Ownership interests in subsidiaries are presented at cost.

The Consolidated Financial Statements have been prepared in accordance with the historical cost convention, modified by the revaluation of certain financial assets and liabilities (including derivative instruments) at fair value.

#### Classification

Assets and liabilities related to the normal operating cycle are classified as current assets and current liabilities. Receivables and liabilities not related to the normal operating cycle are classified as current if they are of a short-term nature, normally due within one year. Shares and other investments not intended for continued use or ownership are classified as current assets. Other assets and liabilities are classified as non-current.

#### Foreign currency

Foreign currency monetary items are translated at the closing rate at the date of the balance sheet. Foreign currency gains and losses are reported in the income statement in the line's Financial income and Financial expenses respectively.

#### Shares in subsidiaries

Shares are measured at cost and impairment loss is recognized if the carrying amount exceeds the recoverable amount. The impairment is reversed if the basis for the write-down is no longer present. Group contributions received are included in financial income provided that the Group contribution received does not represent a repayment of capital invested. Group contributions that represent a repayment of capital invested are accounted for as a reduction in the cost of investments in subsidiaries. Net Group contributions payable (gross Group contributions less the associated tax

8

#### The North Alliance



DocuSign Envelope ID: AE92EE69-1159-47A7-8B8E-485B35FF23C4

The North Alliance Norge AS – 2021 Annual Financial Statements

effect) are included in the cost of investments in subsidiaries. Dividends from subsidiaries and associated companies are included in financial income.

### **Cash and cash equivalents**

In the statement of cash flows, cash and cash equivalents includes cash in hand, deposits held at call with banks, other short-term highly liquid investments with original maturities of three months or less and bank overdrafts. In the balance sheet, bank overdrafts are shown within borrowings in current liabilities.

### **Trade payables**

Trade payables are obligations to pay for goods or services that have been acquired in the ordinary course of business from suppliers. Accounts payable are classified as current liabilities if payment is due within one year or less (or in the normal operating cycle of the business if longer). If not, they are presented as non-current liabilities. Trade payables are recognized initially at fair value and subsequently measured at amortized cost.

### **Taxes**

Income taxes are calculated from the profit (loss) before tax and comprise taxes payable and the change in deferred taxes. Deferred tax assets and liabilities are calculated in accordance with the liability method without discounting and provided for all differences between the carrying amount in the balance sheet and the tax base of assets and liabilities, and for unused tax losses. Deferred tax assets are recognized only when it is expected that the benefit can be utilized through sufficient taxable profits from expected future earnings.

### **Interest income**

Interest income is recognized using the effective interest method. When a loan and receivable is impaired, the group reduces the carrying amount to its recoverable amount, being the estimated future cash flow discounted at the original effective interest rate of the instrument, and continues unwinding the discount as interest income. Interest income on impaired loan and receivables is recognized using the original effective interest rate.

### **Dividend distribution**

Dividend distribution to the company's shareholders is recognized as a liability in the group's financial statements in the period in which the dividends are approved by the company's shareholders.

### **Contingent liabilities and assets**

Contingent liabilities are not recognized in the financial statements. In those cases where the possible outflow of economic resources as a result of present obligations is considered improbable



DocuSign Envelope ID: AE92EE69-1159-47A7-8B8E-485B35FF23C4

The North Alliance Norge AS – 2021 Annual Financial Statements

or remote, no liability is recognized. A contingent asset is not recognized in the financial statements but disclosed if it is probable that the benefit will flow to the Group.

## Changes in accounting policies

Standards, amendments and interpretations to existing standards that are not yet effective and have not been adopted early by the Group

There are no standards or interpretations that are not yet effective that are expected to have a significant impact on the Consolidated Financial Statements.

## Significant management judgment in applying accounting policies

When preparing the Financial Statements, management undertakes a number of judgments, estimates and assumptions about the recognition and measurement of assets, liabilities, income and expenses.

### Note 2 Personnel expenses and audit fees

(Amounts in NOK 1.000)

<b>Personnel expenses</b>	<b>2021</b>	<b>2020</b>
Wages, salaries	19.815	19.112
Wages, salaries reinvoiced to group companies	-15.379	-16.678
Social security costs	2.960	2.956
Pension expenses	993	754
<u>Other benefits</u>	<u>1.423</u>	<u>1.241</u>
<b>Total</b>	<b>9.812</b>	<b>7.385</b>
<b>Average number of employees</b>	<b>17</b>	<b>18</b>
The following benefits were provided to the Managing Director:	<b>2021</b>	<b>2020</b>
Salary & bonus	2.941	3.240
Pension	59	73
<u>Total remuneration</u>	<u>3.000</u>	<u>3.313</u>
There has not been paid out any board of directors fee in 2020 and 2021. There were no loans or guarantees given to the Managing Director, Chairman of the Board or other related parties. The Managing Director and the Board do not have any agreement for compensation upon termination or change of employment / directorship.		
<b>Audit Fees</b>	<b>2021</b>	<b>2020</b>
Divided by type of service (exclusive of VAT)		
Statutory audit	1.081	370
Tax related services	237	60
<u>Other services</u>	<u>444</u>	<u>173</u>
<b>Total fees</b>	<b>1.762</b>	<b>603</b>



DocuSign Envelope ID: AE92EE69-1159-47A7-8B8E-485B35FF23C4

The North Alliance Norge AS – 2021 Annual Financial Statements

**Note 3 Fixed and Intangible assets**

(Amounts in NOK 1.000)

	IT development costs	Machinery and equipment	Total
<b>Accumulated cost 01.01.2021</b>	<b>3.815</b>	<b>2.295</b>	<b>6.110</b>
Additions	1.710	1.050	2.760
<b>Accumulated cost 31.12.2021</b>	<b>5.525</b>	<b>3.345</b>	<b>8.870</b>
Accumulated depreciation pr. 01.01.	0	-1.318	-1.318
Depreciation	-382	-799	-1.181
Accumulated depreciation pr. 31.12.	-382	-2.117	-2.499
<b>Carrying amount pr. 31.12.2021</b>	<b>5.143</b>	<b>1.228</b>	<b>6.371</b>
<b>Accumulated cost 01.01.2020</b>	<b>0</b>	<b>2.211</b>	<b>2.211</b>
Additions	3.815	84	3.899
<b>Accumulated cost 31.12.2020</b>	<b>3.815</b>	<b>2.295</b>	<b>6.110</b>
Accumulated depreciation pr. 01.01.	0	-575	-575
Depreciation	0	-743	-743
Accumulated depreciation pr. 31.12.	0	-1.318	-1.318
<b>Carrying amount pr. 31.12.2020</b>	<b>3.815</b>	<b>877</b>	<b>4.792</b>
Useful life	3 years	3-8 years	
Depreciation method	Straight-line	Straight-line	

**Note 4 Taxes**

(Amounts in NOK 1.000)

Components of the income tax expense for the year	2021	2020
Change in deferred tax/deferred tax benefit	575	-1.514
<b>Total income tax expense</b>	<b>575</b>	<b>-1.514</b>
Explanation of difference between Norwegian statutory tax rate of 23% and the effective tax rate	2021	2020
<b>Profit before income taxes</b>	<b>-2.558</b>	<b>-6.890</b>
22% of profit before income taxes	-563	-1.518
Tax effect of Group contribution	2.278	486
Permanent differences in Norway 22%	-1.140	-484
<b>Total income tax expense</b>	<b>575</b>	<b>-1.514</b>
The tax rate in Norway is 22%.		
Calculation of deferred tax/deferred tax benefit		
Specification of temporary differences		
Asset (-)/liability	2021	2020
Fixed and intangible assets	1.291	1.280
Deferred intercompany interest rate deductions	-19.249	-19.249
Group tax contribution not recognized	0	0
<b>Net temporary differences</b>	<b>-17.958</b>	<b>-17.969</b>
Tax losses carried forward	-7.749	-10.354
<b>Basis for deferred tax/deferred tax benefit</b>	<b>-25.707</b>	<b>-28.323</b>
Deferred tax	-5.656	-6.231
Deferred tax benefit not shown in the balance sheet	0	0
<b>Deferred tax/deferred tax benefit in the balance sheet</b>	<b>-5.656</b>	<b>-4.717</b>
Of which:		
Deferred tax liabilities to be reversed after more than 12 months	-5.656	-4.717
Deferred tax liabilities to be reversed within 12 months	0	0
Deferred tax assets are only capitalised to the extent that it is probable that there will be sufficient future taxable profit for the tax asset to be used, either because the unit recently reported a profit or because assets with excess value have been identified. If there are not likely to be future profits sufficient to absorb the deductible temporary differences,		
Payable taxes in the balance sheet	2021	2020
Tax payable in the tax charge in Norway	0	0
Tax effect of group contribution in Norway	0	0
<b>Tax payable in the balance sheet</b>	<b>0</b>	<b>0</b>



DocuSign Envelope ID: AE92EE69-1159-47A7-8B8E-485B35FF23C4

## The North Alliance Norge AS – 2021 Annual Financial Statements

### Note 5 Investment in subsidiaries and associated companies

Subsidiary/associated company	Date/year of acquisition	Business location	Ownership/voting right percentage
NoA Ignite AS	12. July 2018	Oslo	100%
Anorak AS	12. July 2018	Oslo	100%
Bold Norge AS	12. July 2018	Oslo	100%
NoA Connect AS	15. December 2019	Oslo	100%
NoA Consulting AS	26. Aug 2019	Oslo	61%
Unfold AS	9. april 2021	Oslo	100%
Samlaco AS	1. november 2021	Oslo	100%
Agitec AS	1. november 2021	Oslo	100%
Scientia AS	1. november 2021	Oslo	100%
NoA Ignite Polska SP	12. July 2018	Krakow	100%
The North Alliance Sverige AB	12. July 2018	Stockholm	100%
Bold Stockholm AB	12. July 2018	Stockholm	100%
Åkestam Holst AB	12. July 2018	Stockholm	100%
Kicker Taktisk Kommunikationsbyrå AB	12. July 2018	Stockholm	100%
BKRY AB	12. July 2018	Stockholm	100%
MWN AB	12. July 2018	Stockholm	100%
Making Waves Group AB	12. July 2018	Stockholm	100%
NoA Ignite AB	12. July 2018	Stockholm	100%
NoA Consulting AB	12. July 2018	Stockholm	100%
North Kingdom Group AB	12. July 2018	Skellefteå	100%
North Kingdom D&C AB	12. July 2018	Skellefteå	100%
Proletar Sverige AB	15. December 2019	Stockholm	100%
The North Alliance Connect AB	24. June 2020	Stockholm	100%
Axenon AB	18. June 2021	Stockholm	100%
AndCo A/S	12. July 2018	Copenhagen	100%
NoA Ignite Denmark A/S	12. July 2018	Copenhagen	100%
Bold Copenhagen A/S	12. July 2018	Copenhagen	100%
Great Works Copenhagen A/S	12. July 2018	Copenhagen	100%
Productions A/S	12. July 2018	Copenhagen	100%
NoA Consulting A/S	16. May 2019	Copenhagen	100%
NoA Health A/S	14. June 2019	Copenhagen	55%
NoA Connect A/S	28. May 2019	Copenhagen	55%
North Kingdom D&C Inc.	12. July 2018	Los Angeles	100%

Investments in subsidiaries are consolidated in the Consolidated Financial Statements. Investments in associated companies are accounted for using the equity method.

### Note 6 Balances with group companies and related party transactions

(Amounts in NOK t.000)

The parent company has the following liabilities with other group companies:

	2021	2020
<b>Receivables</b>		
Receivable from parent company - The North Alliance AS	0	0
Long-term loan to group companies	46.885	33.078
<u>Other receivables from group companies</u>	<u>157.635</u>	<u>2.116</u>
<b>Total receivables</b>	<b>204.520</b>	<b>35.194</b>
<b>Liabilities</b>		
Short-term loan from group company	0	0
<u>Other short-term liabilities to group companies</u>	<u>322.604</u>	<u>26.995</u>
<b>Total liabilities</b>	<b>322.604</b>	<b>26.995</b>

Two parties are deemed to be related if one party can influence the decisions of the other. Related party relationships are a normal feature of commerce and business. However, related parties are in a position to enter into transactions with the company that would not be undertaken between unrelated parties. A company's profit or loss and financial position could in principle be affected by a related party relationship even if no transactions with related parties have actually taken place. The mere existence of the relationship may be sufficient to affect the way the company's other transactions are perceived. To ensure full access to all information of this nature, the following related party relationships are disclosed below.

The North Alliance Norge is a parent company and has direct and indirect control of several different companies in Norway, Sweden, USA and Denmark. Directly-owned subsidiaries are presented in Note 5. The North Alliance Norge AS's internal relationship with these companies is shown on separate lines in the company's financial statements.

Internal trading within the Group is carried out in accordance with special agreements on an arm's length basis.

The companies related parties include its key management, members of the board and majority shareholders. None of the Board members have been granted loans or guarantees in the current year. Furthermore, none of the Board members are included in the group's pension or bonus plans. Information regarding the executive management is disclosed in note 3 to the consolidated financial statements and note 2 to the financial statements for The North Alliance Norge AS.

The North Alliance Norge has granted an interest-bearing loan to The North Alliance Sverige AB and to NoA BidCo AS

	2021	2020
<b>Interest income and expenses related parties</b>		
Interest income on loan to group companies	6.771	5.880
Interest expenses to group companies	1.526	1.381
<b>The company's transactions with related parties are as follows:</b>		
<b>Other revenue</b>		
<u>Invoked holding cost to group companies</u>	<u>19.668</u>	<u>20.281</u>
<b>Total other revenue</b>	<b>19.668</b>	<b>20.281</b>

12

The North Alliance



DocuSign Envelope ID: AE92EE69-1159-47A7-8B8E-485B35FF23C4

## The North Alliance Norge AS – 2021 Annual Financial Statements

### Note 7 Share capital and shareholder information

(Amounts in NOK 1,000)

The share capital of NOK 34.200 consist of 311 shares with nominal value of NOK 110 each

Overview of the major shareholders of 31 December 2021:

	Amount of shares	Ownership	Voting right
The North Alliance AS	34.200	100,0 %	100,0 %

### Note 8 Security and guarantees and other information

Details for the group's securities and guarantees is disclosed in note 12 of the consolidated financial statements for The North Alliance Norge AS. The North Alliance Norge AS has pledged operating assets, trade receivables (factoring), accounts and intercompany loans in favour of Nordea Bank AB

The outbreak of war in Ukraine has affected the Nordic economy in many ways. In NoA we have limited direct effects and have no operations directly related to Russia and/or Ukraine.



DocuSign Envelope ID: AE92EE69-1159-47A7-8B8E-485B35FF23C4

**N**

## **2021 Annual Financial Statements The North Alliance Norge Group**

Board of Directors' report  
Consolidated statement of Comprehensive Income  
Consolidated statement of Financial Position  
Consolidated statement of Change in Equity  
Consolidated statement of Cash Flows  
Notes to Financial Statements  
Parent Company NoA MidCo AS Financial Statements  
Audit Report

**A**

**The North Alliance**



DocuSign Envelope ID: AE92EE69-1159-47A7-8B8E-485B35FF23C4

**N**

**2021**

**A**

**The North Alliance**



DocuSign Envelope ID: AE92EE69-1159-47A7-8B8E-485B35FF23C4

The North Alliance Norge AS – 2021 Annual Financial Statements

## **BOARD OF DIRECTORS' REPORT - 2021**

### **The company**

The North Alliance Norge AS (NoA) is a group of companies offering services within five main business areas. Below listed with our brands linked to the main category of operation:

- Digital Products & Platforms (NoA Ignite, NO, SE, PL, DK, Unfold (NO), Scienta (NO), Agitec (NO))
- Advertising and Communication (Åkestam Holst (SE), BKRY (SE), AndCo (DK), NoA Health (DK), Anorak (NO))
- Brand Experiences (Bold (SE, NO, DK), North Kingdom (SE))
- Data Driven Sales & Marketing (NoA Connect (SE, NO, DK) Axenon (SE))
- Business Consulting (NoA Consulting NO, SE, DK)

The family of companies operates in Norway, Sweden, Denmark and Poland.

NoA has an active M&A agenda. During 2021 we welcomed 6 new entities into the group. It included Oakwood AB (e-commerce specialist merged into NoA Ignite SE), Axenon AB (Salesforce specialist), Unfold AS (strategic digital product and services company), Scienta AS and Agitec AS (two latter are senior technology specialists).

Acquired companies are presented in the financial statements from the date on which control transfers to the Group.

### **Financial results**

Total operating revenue for 2021 amounted to 1.860 MNOK. Total net revenue for the period amounted to 1.190 MNOK. Group EBITDA for the period came in at 171,1 MNOK. Adjusted for transaction costs and one-offs, EBITDA (adjusted) for the period was 200 MNOK

The Group has seen a satisfactory operational cash conversion. The cash flow has been affected by financing and investing activities. Main effect is cash used for investing activities, including acquisition of fixed assets. Finance cost, depreciations and changes in working capital have been the most important elements affecting the cash flow from operating activities.

The Group has seen a strong operational cash conversion with operational capex running at approximately 1% of net revenue. The cash flow has been affected by financing and investing activities. Main effect is cash used for investing activities, including acquisition of fixed assets. Finance cost, depreciations and changes in working capital have been the most important elements affecting the cash flow from operating activities.

It is proposed that NoA's profit for the year after tax should be allocated as follows (MNOK):

3

**The North Alliance**



DocuSign Envelope ID: AE92EE69-1159-47A7-8B8E-485B35FF23C4

## The North Alliance Norge AS – 2021 Annual Financial Statements

Dividend	0,0
Transferred to other equity	33,3
Total allocated	33,3

Total equity for the Group per 31.12.2021 was MNOK 926 and total assets were MNOK 2.107.

### Alternative performance measures

The Group disclose alternative performance measures as a supplement to the financial statements prepared in accordance with IFRS. Such performance measures are meant to provide an enhanced insight into the operations of the company.

Profit measures:

Net revenue: corresponds to Total operating revenue less Cost of goods sold in the consolidated income statement. Net revenue is presented to provide an income measure more relevant to communicate the actual operating revenue of the group.

EBITDA: is short for earnings before interest, taxes, depreciation and amortization. EBITDA corresponds to Operating profit plus Depreciation and Amortization in the consolidated income statement.

Non-recurring costs: are costs adjusted for to be indicative to the ongoing operating results of the company. It is presented to provide a better comparison of the underlying business performance between the periods. The non-recurring items are costs related to M&A activities, refinancing and restructuring.

Adjusted EBITDA: is EBITDA (as defined above) adjusted for Non-recurring costs (as defined above). It is presented to provide a profit measure more relevant to communicate the actual operating profit of the group.

Presentation of Alternative Performance Measures:

Amounts in NOK 1000	<b>2021</b>
Total Operating Revenue	1 860 270
Cost of goods sold	670 082
<b>Net revenue</b>	<b>1 190 188</b>
Amounts in NOK 1000	<b>2021</b>
Operating Profit	67 114
Depreciation and amortization	104 023
<b>EBITDA</b>	<b>171 137</b>
Non-recurring items	28 922
<b>Adjusted EBITDA</b>	<b>200 059</b>



DocuSign Envelope ID: AE92EE69-1159-47A7-8B8E-485B35FF23C4

The North Alliance Norge AS – 2021 Annual Financial Statements

## **Going concern**

The financial statements have been prepared on the basis of a going concern assumption. This assessment is based on the group's expectations for 2022, a satisfactory liquidity position and undrawn credit facilities. The Board of Directors believes that the financial statements provide a fair presentation of the Groups assets and liabilities, financial position and results.

## **Subsequent events**

In March 2022 NoA closed the acquisition of the two Finland based companies, Bob the Robot OY and Dunning, Kruger & Associates OY (DK&A). Bob the Robot is a leading creative agency in Finland and DK&A is a digital products & services consultancy.

In April 2022 NoA closed the acquisition of Bluebird Media with operation in Sweden, Finland and Norway. Bluebird is adding on to the Group's capabilities within Datadriven Sales and Marketing.

## **External environment**

The group's goal is to be as environmentally friendly as possible. NoA does not produce goods or services that directly use environmentally hazardous input factors. NoA has initiated processes for environmental certifications where applicable.

## **Employees and working environment**

The group attaches great importance to health, safety and environment, and activities in this area are organised by the working environment committee, the sports and recreation organisation and HR. Cooperation with the employees' organisations has been satisfactory. The sickness absence rate for the group was in average 4,2% during 2021 (3,7% during 2020). The group is constantly working to reduce the sickness absence rate. No working accidents were reported during 2021. Many nationalities are represented both in Norway and abroad, and the employees work well together. The group has a recruitment and HR policy that ensures equal opportunities and rights, while preventing discrimination.

## **Equal opportunities**

In 2021, the group had an average of 881 employees, 40% of them women. At the end of 2021 the group's Board of Directors had five members elected by shareholders, four men and one woman. The group's administrative management consisted of one woman and three men in 2021.

## **Research and development**

The group does not have any costs that are classified as research and development. It nevertheless commits substantial resources to developing its activities in digital technologies platforms. This is a constant area of focus, but all these costs have currently been expensed in the consolidated statement of comprehensive income.

## **Corporate governance and company management**

NoA follows the recommendations of the Oslo Stock Exchange regarding corporate governance and company management best practises. A solid reputation and strong financial development are prerequisites for building and maintaining confidence among important target groups such as shareholders, customers,

5

The North Alliance



DocuSign Envelope ID: AE92EE69-1159-47A7-8B8E-485B35FF23C4

The North Alliance Norge AS – 2021 Annual Financial Statements

employees, suppliers, partners and public authorities. This requires that the Group will be managed using good control and management mechanisms. Open, honest communication and equal treatment of the company's share- and bondholders are also important when it comes to increasing value and inspiring confidence. The company has rules and guidelines for the Board of Directors and the CEO.

### **Work of the Board of Directors**

The Board of Directors regularly receives a group-reporting package containing financial information on the group and the individual group companies. The Board also regularly receives management's comments on developments during the year. The company's strategy is discussed on a broad basis at an extended Board Meeting every year. There is also a rotating review of subsidiaries at individual Board Meetings. The Board of Directors evaluate their work annually.

The group has a directors and officers liability insurance covering all entities in NoA.

### **Risk management and internal control**

The group is exposed to various types of financial risk linked to ordinary operations. In the short term this involves market growth related to investments within digitalisation and e-commerce, datadriven marketing, communication and advertising spending in particular. To some extent it also includes technical business interruptions and distribution. The group therefore has comprehensive systems in place for monitoring and dealing with growth trends in the market and within current client base.

NoAs ability to attract and retain talent is also considered a risk related to our ability to meet current growth targets. We measure employee satisfaction across the group and closely follow market trends on salaries, expectations on competence development and other areas defined as key to develop a strong culture in all markets and entities.

The group is exposed to risks associated with operations in several foreign currencies. This risk is assessed continuously. Exposures to currency exchange rates arise from the Group's foreign operations, which are primarily denominated in SEK, DKK and PLN. See note 2 "Revenue information" for a split of the Group's revenue and trade receivables and note 9 "Cash and cash equivalents" for a split of the Group's cash position. The sales and trade receivables for each segment are in all materiality in local currencies. Furthermore, the carrying amount of the Group's net investments in foreign companies fluctuates in Norwegian kroner compared to the local relevant currencies.

The Group is exposed to credit risk for trade and other receivables. The group focuses on outstanding receivables and the Board of Directors judges the risk of significant losses to be relatively small. Historically losses have been insignificant.

The Group has hedged the floating rate of the bank loans through cross currency swaps and has hence limited risks related to fluctuations of the interest rates in the short term.

Liquidity risk is the risk that the Group will not be able to meet its financial obligations as they fall due. The Group's strategy for managing liquidity risk is to always maintain sufficient liquid funds to meet its financial obligations, both under normal and extraordinary circumstances, without risking unacceptable losses or damaging its reputation. The Group has large fluctuations related to working capital due to seasonality and the timing of deliveries and payments.

6

The North Alliance



DocuSign Envelope ID: AE92EE69-1159-47A7-8B8E-485B35FF23C4

The North Alliance Norge AS – 2021 Annual Financial Statements

The group's financial risks are further described in note 15.

## **Outlook**

NoA operates in a market with an underlying growth. Increased spending on digitalisation, e-commerce, content for digital channels, data driven sales & marketing and our own ability to cross sell are the major growth drivers going forward. Currently we see the strongest growth within Digital Products & Platforms and Data Driven Sales and Marketing. We expect this trend to continue throughout 2022. Given the average operating margin within these segments we also expect a positive development of our total average margin going forward. We see a positive development in cross selling and cooperation across the group and see that as a proof of concept for the NoA operating model delivering growth on behalf of our clients through a wide range of connected services.


NoA will continue the focus on growth through M&A within growth segments to further leverage on our standardised operating model, scalable system platform and cooperative culture.

The outbreak of war in Ukraine has affected the Nordic economy in many ways. In NoA we have limited direct effects and have no operations directly related to Russia and/or Ukraine.

## **Remuneration of senior employees**


NoA attaches importance of being an attractive employer. The company wants to attract skilled employees with relevant experience. The company therefore aims to have a competitive remuneration system.

The board of directors of The North Alliance Norge AS, Oslo June 30, 2022.

DocuSigned by:  


Thomas Høgebøl

Chairman

DocuSigned by:  


Lars Kreken



DocuSign Envelope ID: AE92EE69-1159-47A7-8B8E-485B35FF23C4

The North Alliance Norge AS – 2021 Annual Financial Statements

## Consolidated Statement of Comprehensive Income

### The North Alliance Norge Group

Figures are stated in NOK 1 000

	Note	For the year ended:	
		2021	2020
Revenue	2	<u>1.860.270</u>	<u>1.453.252</u>
<b>Total Operating Revenue</b>		<b><u>1.860.270</u></b>	<b><u>1.453.252</u></b>
Cost of goods sold	2	670.082	532.150
Personnel expenses	3	909.826	718.543
Depreciation and amortization	4, 5	104.023	85.871
Other operating expenses	3,18	<u>109.225</u>	<u>91.508</u>
<b>Total Operating Expenses</b>		<b><u>1.793.156</u></b>	<b><u>1.428.072</u></b>
<b>Operating Profit</b>		<b><u>67.114</u></b>	<b><u>25.180</u></b>
Total Financial Income	14	4.271	2.192
Total Financial Expense	14	<u>26.717</u>	<u>18.278</u>
Finance costs - net		<u>-22.446</u>	<u>-16.086</u>
<b>Profit before income tax</b>		<b><u>44.668</u></b>	<b><u>9.094</u></b>
Income tax expense	6	<u>11.329</u>	<u>6.956</u>
<b>Profit for the period</b>		<b><u>33.339</u></b>	<b><u>2.138</u></b>
<b>Profit for the period</b>		<b><u>33.339</u></b>	<b><u>2.138</u></b>
<i>Items that may be subsequently reclassified to profit and loss</i>			
Other comprehensive income		<u>-39.977</u>	<u>32.783</u>
<b>Total other comprehensive income</b>		<b><u>-39.977</u></b>	<b><u>32.783</u></b>
<b>Total comprehensive income for the year</b>		<b><u>-6.638</u></b>	<b><u>34.921</u></b>

Notes 1 to 19 are an integral part of the Consolidated Financial Statements



DocuSign Envelope ID: AE92EE69-1159-47A7-8B8E-485B35FF23C4

The North Alliance Norge AS – 2021 Annual Financial Statements

## Consolidated Statement of Financial Position

### The North Alliance Norge Group

Figures are stated in NOK 1 000

#### ASSETS

	Note	As at December 31	
		2021	2020
<b>NON CURRENT ASSETS</b>			
<b>Intangible Assets</b>			
Goodwill	5	842.423	501.423
Other intangible assets	5	<u>418.133</u>	<u>188.141</u>
<b>Total Intangible Assets</b>		<b><u>1.260.556</u></b>	<b><u>689.564</u></b>
<b>Fixed Assets</b>			
Right-of-use assets	13	147.429	203.244
Machinery and equipment	4	<u>19.862</u>	<u>21.291</u>
<b>Total Fixed Assets</b>		<b><u>167.291</u></b>	<b><u>224.535</u></b>
<b>Financial Assets</b>			
Lease security deposits		4.471	4.198
Other financial assets (non listed shares)		<u>11.168</u>	<u>7.568</u>
<b>Total Financial Assets</b>		<b><u>15.639</u></b>	<b><u>11.766</u></b>
<b>Total Noncurrent Assets</b>		<b><u>1.443.486</u></b>	<b><u>925.865</u></b>
<b>CURRENT ASSETS</b>			
<b>Trade and other receivables</b>			
Trade receivables	10	388.746	254.631
Income tax receivable	6	0	3.944
Other receivables	10	<u>85.817</u>	<u>64.257</u>
<b>Total trade and other receivables</b>		<b><u>474.563</u></b>	<b><u>322.832</u></b>
<b>Cash and cash equivalents</b>			
Cash and cash equivalents	9	<u>189.376</u>	<u>227.339</u>
<b>Total cash and cash equivalents</b>		<b><u>189.376</u></b>	<b><u>227.339</u></b>
<b>Total Current Assets</b>		<b><u>663.939</u></b>	<b><u>550.171</u></b>
<b>Total Assets</b>		<b><u>2.107.425</u></b>	<b><u>1.476.036</u></b>

Notes 1 to 19 are an integral part of the Consolidated Financial Statements



DocuSign Envelope ID: AE92EE69-1159-47A7-8B8E-485B35FF23C4

The North Alliance Norge AS – 2021 Annual Financial Statements

## Consolidated Statement of Financial Position


### The North Alliance Norge Group

Figures are stated in NOK 1 000

EQUITY AND LIABILITIES	Note	As at December 31	
		2021	2020
<b>EQUITY</b>			
Share capital	11	34	34
Share premium	11	1.068.147	742.202
Retained Earnings		<u>-142.586</u>	<u>-135.948</u>
<b>Total Equity</b>		<b>925.595</b>	<b>606.288</b>
<b>LIABILITIES</b>			
<b>Non-current liabilities</b>			
Deferred tax liability	6	98.923	44.281
Non-current lease obligations	13	<u>118.529</u>	<u>157.228</u>
<b>Total non-current liabilities</b>		<b>217.452</b>	<b>201.509</b>
<b>Current liabilities</b>			
Accounts payable		85.553	99.542
Current lease obligations	13	39.510	55.269
Payable to parent company		348.226	113.869
Tax payable	6	3.626	0
Other short-term liabilities	19	<u>487.463</u>	<u>399.559</u>
<b>Total current liabilities</b>		<b>964.378</b>	<b>668.239</b>
<b>Total Liabilities</b>		<b>1.181.830</b>	<b>869.748</b>
<b>Total Equity and Liabilities</b>		<b>2.107.425</b>	<b>1.476.036</b>

Notes 1 to 19 are an integral part of the Consolidated Financial Statements

Oslo, 30 June 2022

DocuSigned by:  
  
P5EFB532C3DC4E3...  
Thomas Høgebøl, Chairman

DocuSigned by:  
  
1AF38927B7E84FB...  
Lars Kreken, Board member



DocuSign Envelope ID: AE92EE69-1159-47A7-8B8E-485B35FF23C4

The North Alliance Norge AS – 2021 Annual Financial Statements

## Consolidated Statement of Changes in Equity

The North Alliance Norge Group

Figures are stated in NOK 1 000

	Share Capital	Share Premium	Retained Earnings	Currency translation effects	Total Equity
<b>Equity 31.12.2019</b>	<b>34</b>	<b>690.055</b>	<b>-138.018</b>	<b>22.038</b>	<b>574.107</b>
Capital increase (registered March 2020)	0	51.247	-22.378		28.869
2019 Group tax contribution			-31.609		-31.609
Profit/loss for the year 2020			2.138		2.138
<u>Other items in comprehensive income</u>			<u>-10.976</u>	<u>43.759</u>	<u>32.783</u>
Total comprehensive income for the year 2020			-8.838	43.759	34.921
<b>Equity 31.12.2020</b>	<b>34</b>	<b>742.202</b>	<b>-201.743</b>	<b>65.795</b>	<b>606.288</b>
Capital increase		325.945			325.945
2020 Group tax contribution			-11.450		-11.450
Profit/loss for the year 2021			33.339		33.339
<u>Other items in comprehensive income</u>			<u></u>	<u>-28.527</u>	<u>-28.527</u>
Total comprehensive income for the year 2021			33.339	-28.527	4.812
<b>Equity 31.12.2021</b>	<b>34</b>	<b>1.068.147</b>	<b>-178.854</b>	<b>37.268</b>	<b>925.595</b>

No dividend proposed for FY21.

Notes 1 to 19 are an integral part of the Consolidated Financial Statements



DocuSign Envelope ID: AE92EE69-1159-47A7-8B8E-485B35FF23C4

The North Alliance Norge AS – 2021 Annual Financial Statements

## Consolidated Statement of Cash Flows

### The North Alliance Norge Group

Figures are stated in NOK 1 000

		2021	2020
<b>Operating Activities</b>			
Profit before income tax		44.668	9.094
<i>Adjustments for:</i>			
Income tax paid (tax payable)	6	-18.928	-13.884
Depreciation and amortization	4,5	104.023	85.871
Finance cost - net	14	22.446	16.086
Unrealized foreign exchange gains/losses on operating activities		712	301
<i>Changes in working capital:</i>			
Changes in accounts receivable, net acquired		-85.031	-12.626
Changes in accounts payable, net acquired		-24.900	-8.038
<u>Changes in other assets and liabilities, net acquired</u>		<u>34.738</u>	<u>144.038</u>
<b>Cash provided (used) by operating activities</b>		<b>77.728</b>	<b>220.842</b>
<b>Investing Activities</b>			
Acquisition of subsidiaries, net of cash acquired	17	-592.347	-53.265
Payment of lease security deposits		-207	-447
Purchase of non-listed shares		-3.600	-3.918
<u>Acquisition of fixed and intangible assets</u>	<u>4</u>	<u>-10.958</u>	<u>-11.359</u>
<b>Cash provided (used) by investing activities</b>		<b>-607.112</b>	<b>-68.989</b>
<b>Financing Activities</b>			
Loan to parent company (proceeds from loan from parent)		234.357	-37.312
Interest payments	14	-28.959	-18.115
Interest received and other finance income	14	4.271	2.192
Payments related to right-of-use assets	13	-44.288	-37.314
<u>Proceeds from issuance of shares</u>	<u>11</u>	<u>325.945</u>	<u>28.869</u>
<b>Cash provided (used) by financing activities</b>		<b>491.326</b>	<b>-61.680</b>
<b>Net change in cash and cash equivalents</b>		<b>-38.058</b>	<b>90.173</b>
Cash and cash equivalents at start of period		227.339	136.118
Foreign currency effect changes on cash and equivalents		95	1.048
<b>Cash and Cash Equivalents at end of period</b>		<b>189.376</b>	<b>227.339</b>

Notes 1 to 19 are an integral part of the Consolidated Financial Statements

12

The North Alliance



DocuSign Envelope ID: AE92EE69-1159-47A7-8B8E-485B35FF23C4

The North Alliance Norge AS – 2021 Annual Financial Statements

## Notes to the Consolidated Financial Statements

### Note 1 – Accounting Principles

#### General information

The North Alliance Norge AS is a limited liability company incorporated and domiciled in Norway with offices at Wergelandsveien 15 in Oslo.

#### Basis of preparation

The Consolidated Financial Statements for NoA Norge AS ("the Group") are prepared in accordance with International Financial Reporting Standards (IFRS) as adopted by the European Union and required for the financial year beginning 1 January 2021 or later, as well as Norwegian disclosure requirements pursuant to the Accounting Act per 31 December 2021.

The Consolidated Financial Statements have been prepared in accordance with the historical cost convention, modified by the revaluation of certain financial assets and liabilities (including derivative instruments) at fair value.

#### Basis of consolidation

##### (a) Subsidiaries

Subsidiaries are all entities over which the group has control. The group controls an entity when the group is exposed to, or has rights to, variable returns from its involvement with the entity and has the ability to affect those returns through its power over the entity. Subsidiaries are fully consolidated from the date on which control is transferred to the group. They are deconsolidated from the date that control ceases.

The group applies the acquisition method to account for business combinations. The consideration transferred for the acquisition of a subsidiary is the fair values of the assets transferred, the liabilities incurred to the former owners of the acquiree and the equity interests issued by the group. The consideration transferred includes the fair value of any asset or liability resulting from a contingent consideration arrangement. Identifiable assets acquired and liabilities and contingent liabilities assumed in a business combination are measured initially at their fair values at the acquisition date. The group recognizes any non-controlling interest in the acquiree on an acquisition-by-acquisition basis, either at fair value or at the non-controlling interest's proportionate share of the recognized amounts of acquiree's identifiable net assets.

Acquisition-related costs are expensed as incurred.

If the business combination is achieved in stages, the acquisition date carrying value of the acquirer's previously held equity interest in the acquiree is re-measured to fair value at the



DocuSign Envelope ID: AE92EE69-1159-47A7-8B8E-485B35FF23C4

The North Alliance Norge AS – 2021 Annual Financial Statements

acquisition date; any gains or losses arising from such re-measurement are recognized in the income statement.

Any contingent consideration to be transferred by the group is recognized at fair value at the acquisition date. Subsequent changes to the fair value of the contingent consideration that is deemed to be an asset or liability is recognized in accordance with IAS 39 either in the income statement or as a change to other comprehensive income. Contingent consideration that is classified as equity is not re-measured, and its subsequent settlement is accounted for within equity.

The excess of the consideration transferred, the amount of any non-controlling interest in the acquiree and the acquisition-date fair value of any previous equity interest in the acquiree over the fair value of the identifiable net assets acquired is recorded as goodwill. If the total of consideration transferred, non-controlling interest recognized and previously held interest measured is less than the fair value of the net assets of the subsidiary acquired in the case of a bargain purchase, the difference is recognized directly in the income statement.

Inter-company transactions, balances and unrealized gains on transactions between group companies are eliminated. Unrealized losses are also eliminated. When necessary, amounts reported by subsidiaries have been adjusted to conform with the group's accounting policies.

#### **(b) Changes in ownership interests in subsidiaries without change of control**

Transactions with non-controlling interests that do not result in loss of control are accounted for as equity transactions – that is, as transactions with the owners in their capacity as owners. The difference between fair value of any consideration paid and the relevant share acquired of the carrying value of net assets of the subsidiary is recorded in equity. Gains or losses on disposals to non-controlling interests are also recorded in equity.

#### **(c) Disposal of subsidiaries**

When the group ceases to have control any retained interest in the entity is re-measured to its fair value at the date when control is lost, with the change in carrying amount recognized in the income statement. The fair value is the initial carrying amount for the purposes of subsequently accounting for the retained interest as an associate, joint venture or financial asset. In addition, any amounts previously recognized in other comprehensive income in respect of that entity are accounted for as if the group had directly disposed of the related assets or liabilities. This may mean that amounts previously recognized in other comprehensive income are reclassified to the income statement as part of the gain/ loss on the disposal of the subsidiary.

#### **Foreign currency translation**

##### **a) Functional and presentation currency**

Items included in the financial statements of each of the group's entities are measured using the currency of the primary economic environment in which the entity operates ('the functional currency'). The functional currency is mainly NOK, SEK, USD and DKK. The consolidated financial statements are presented in Norwegian Kroner ("NOK"), which is the group's presentation currency.

14

The North Alliance



DocuSign Envelope ID: AE92EE69-1159-47A7-8B8E-485B35FF23C4

The North Alliance Norge AS – 2021 Annual Financial Statements

## (b) Transactions and balances

Foreign currency transactions are translated into the functional currency using the exchange rates prevailing at the dates of the transactions or valuation where items are re-measured. Foreign exchange gains and losses resulting from the settlement of such transactions and from the translation at year-end exchange rates of monetary assets and liabilities denominated in foreign currencies are recognized in the income statement. Foreign exchange gains and losses are presented in the income statement within 'finance income or costs'.

Translation differences on non-monetary financial assets and liabilities such as equities held at fair value through profit or loss are recognized in the income statement as part of the fair value gain or loss. Translation differences on non-monetary financial assets, such as equities classified as available for sale, are included in other comprehensive income.

## (c) Group companies

The results and financial position of all the group entities (none of which has the currency of a hyper-inflationary economy) that have a functional currency different from the presentation currency are translated into the presentation currency as follows:

- assets and liabilities for each balance sheet presented are translated at the closing rate at the date of that balance sheet;
- income and expenses for each income statement are translated at average exchange rates;
- all resulting exchange differences are recognized in other comprehensive income.

## Revenue recognition

The Group recognizes revenue from customers in accordance with IFRS 15 *Revenue from contracts with customers*. The group sells services within marketing communication, design and technology. For sales of services, revenue is recognized over time as the services are delivered. This is done by (1) reference to stage of completion of the specific transaction and assessed using the output approach, on the basis of the actual service provided as a proportion of the total service to be provided or (2) using the input approach based on hours booked for time and material contracts. Payment terms are typically 30 days after invoice date.

Revenue is measured at the transaction price in the customer contract, which is the consideration received or receivable, adjusted for any trade discounts or volume rebates allowed by the group.

The vast majority of revenue is consultant fees which are revenues generated from chargeable staff time and is work performed for clients. Revenue is typically recognized monthly in the same month as it is incurred. Contracts terms differ between the agencies split by fixed price, retainers and time and material, since each agency has its own unique service offering and revenue model.

In addition, the total revenue reported includes revenue of sold goods and other revenue. Revenue of sold goods are project related costs that are rebilled to customers. This is typically rebilled at cost. Sales of goods are recognized at the point in time control over the goods delivered passes to the customer. These deliveries are typically related to separate performance obligations and NoA is acting as a principal. Hence revenue is recognized gross of expenses incurred. Other revenue

15

The North Alliance



DocuSign Envelope ID: AE92EE69-1159-47A7-8B8E-485B35FF23C4

The North Alliance Norge AS – 2021 Annual Financial Statements

primarily relates to maintenance and support income within technology. Both the net revenue generated from revenue of sold goods and other revenue are insignificant amounts.

Direct costs are almost exclusively external costs directly related to projects (except for personnel costs). Direct costs are linked together with revenue of sold goods, where the largest purchases are related to video productions.

Net revenues (measured as revenues less direct costs) is used by management to monitor and forecast the business. See note 2.

### Revenue reporting

Reported revenue is specified in a manner consistent with the internal reporting provided to the chief operating decision-maker. The chief operating decision-maker, who is responsible for allocating resources and assessing performance of the operating segments, has been identified as the steering committee that makes strategic decisions.

The steering committee considers the business from a geographic perspective. This is the performance of the segment Norway, Sweden and Denmark. Holding companies are included as they are administrative centers.

### Income tax

Tax expense recognized in the statement of income comprises the sum of deferred tax and current tax not recognized in other comprehensive income or directly in equity.

Current income tax assets and/or liabilities comprise those obligations to, or claim from, fiscal authorities relating to the current or prior reporting periods, that are unpaid at the reporting date. The calculation of current tax is based on tax rates and tax laws that have been enacted or substantively enacted by the end of the reporting period. Management continuously reviews the positions that are claimed in the tax returns where the applicable tax regulation is subject to interpretation. Based on these evaluations, provisions for anticipated tax payments are made, as necessary.

Deferred income taxes are calculated using the liability method on temporary differences between the carrying amounts of assets and liabilities and their tax bases. However, deferred tax is not provided on the initial recognition of goodwill, or on the initial recognition of an asset or liability unless the related transaction is a business combination or affects tax or accounting profit. Deferred tax on temporary differences associated with investments in subsidiaries is not provided if reversal of these temporary differences can be controlled by the Group and it is probable that reversal will not occur in the foreseeable future.

Deferred tax assets are recognized to the extent that it is probable that they will be utilized against future taxable income, based on the Group's forecast of future operating results which are adjusted for significant non-taxable income and expenses.

Deferred tax assets and liabilities are offset only when the Group has a right and intention to set off current tax assets and liabilities from the same taxation authority.

16

The North Alliance



DocuSign Envelope ID: AE92EE69-1159-47A7-8B8E-485B35FF23C4

The North Alliance Norge AS – 2021 Annual Financial Statements

## Fixed assets

Property, plant and equipment (PPE) is recognized when the cost of an asset can be reliably measured, and it is probable that the entity will obtain future economic benefits from the asset.

All property, plant and equipment are stated at historical cost less depreciation. Historical cost includes expenditure that is directly attributable to the acquisition of the items.

Subsequent costs are included in the asset's carrying amount or recognized as a separate asset, as appropriate, only when it is probable that future economic benefits associated with the item will flow to the group and the cost of the item can be measured reliably. The carrying amount of the replaced part is derecognized. All other repairs and maintenance are charged to the income statement during the financial period in which they are incurred.

Depreciation on property, plant and equipment is calculated using the straight-line method to allocate their cost or revalued amounts to their residual values over their estimated useful lives, as follows:

Machinery and equipment: 3-8 years

The assets' residual values and useful lives are reviewed, and adjusted if appropriate, at the end of each reporting period.

An asset's carrying amount is written down immediately to its recoverable amount if the asset's carrying amount is greater than its estimated recoverable amount.

Gains and losses on disposals are determined by comparing the proceeds with the carrying amount and are recognized within "Other operating expenses" in the income statement.

## Investment in associates

Companies over which the Group has a significant but not controlling influence (normally 20-50% of shares or votes) are classified as investment in associates and are accounted for using the equity method. This means that the investments are initially recorded at cost and subsequently the carrying amount is increased or decreased to recognize the Group's share of the profit or loss of the associated company after the date of acquisition.

## Leased assets

Contracts may contain both lease and non-lease components. The group allocates the consideration in the contract to the lease and non-lease components based on their relative stand-alone prices. However, for leases of real estate for which the group is a lessee, it has elected not to separate lease and non-lease components and instead accounts for these as a single lease component. Lease terms are negotiated on an individual basis and contain a wide range of different terms and conditions. The lease agreements do not impose any covenants other than the security interests in the leased assets that are held by the lessor. Leased assets may not be used as security for borrowing purposes.



DocuSign Envelope ID: AE92EE69-1159-47A7-8B8E-485B35FF23C4

The North Alliance Norge AS – 2021 Annual Financial Statements

Assets and liabilities arising from a lease are initially measured on a present value basis. Lease liabilities include the net present value of the following lease payments:

- fixed payments (including in-substance fixed payments), less any lease incentives receivable
- variable lease payment that are based on an index or a rate, initially measured using the index or rate as at the commencement date
- amounts expected to be payable by the group under residual value guarantees
- the exercise price of a purchase option if the group is reasonably certain to exercise that option, and
- payments of penalties for terminating the lease, if the lease term reflects the group exercising that option.

Lease payments to be made under reasonably certain extension options are also included in the measurement of the liability. The lease payments are discounted using the interest rate implicit in the lease. If that rate cannot be readily determined, which is generally the case for leases in the group, the lessee's incremental borrowing rate is used, being the rate that the individual lessee would have to pay to borrow the funds necessary to obtain an asset of similar value to the right-of-use asset in a similar economic environment with similar terms, security and conditions.

To determine the incremental borrowing rate, the group:

- where possible, uses recent third-party financing received by the individual lessee as a starting point, adjusted to reflect changes in financing conditions since third party financing was received
- uses a build-up approach that starts with a risk-free interest rate adjusted for credit risk for leases held by the Group, which does not have recent third-party financing, and
- makes adjustments specific to the lease, e.g. term, country, currency and security.

The group is exposed to potential future increases in variable lease payments based on an index or rate, which are not included in the lease liability until they take effect. When adjustments to lease payments based on an index or rate take effect, the lease liability is reassessed and adjusted against the right-of-use asset. Lease payments are allocated between principal and finance cost. The finance cost is charged to profit or loss over the lease period to produce a constant periodic rate of interest on the remaining balance of the liability for each period.

Right-of-use assets are measured at cost comprising the following:

- the amount of the initial measurement of lease liability
- any lease payments made at or before the commencement date less any lease incentives received
- any initial direct costs, and
- restoration costs.

Right-of-use assets are generally depreciated over the shorter of the asset's useful life and the lease term on a straight-line basis. If the group is reasonably certain to exercise a purchase option, the right-

18

The North Alliance



DocuSign Envelope ID: AE92EE69-1159-47A7-8B8E-485B35FF23C4

The North Alliance Norge AS – 2021 Annual Financial Statements

of-use asset is depreciated over the underlying asset's useful life. While the group revalues its land and buildings that are presented within property, plant and equipment, it has chosen not to do so for the right-of-use buildings held by the group.

Payments associated with short-term leases of equipment and vehicles and all leases of low-value assets are recognized on a straight-line basis as an expense in profit or loss. Short-term leases are leases with a lease term of 12 months or less. Low-value assets comprise IT equipment and small items of office furniture.

### **Trade and other receivables**

Trade receivables are amounts due from customers for merchandise sold or services performed in the ordinary course of business. If collection is expected in one year or less (or in the normal operating cycle of the business if longer), they are classified as current assets. If not, they are presented as non-current assets.

Trade receivables meeting the definition of having cash flows consisting of solely payments of principle and interest (SPPI) and managed with a business model of hold to collect are recognized initially at fair value and subsequently measured at amortized cost.

A loss allowance for the impairment of trade receivables is established at the date of the recognition of the receivable based on the expected credit loss model for lifetime credit losses. The carrying amount of the receivable is reduced through the use of the loss allowance account, and the amount of the loss is recognized in the income statement within 'other operating expenses'. When a trade receivable is deemed uncollectible, it is written off against the allowance account for trade receivables. Subsequent recoveries of amounts previously written off are credited against 'other operating expenses' in the income statement.

### **Intangible assets**

#### **(a) Goodwill**

Goodwill arises at the acquisition of subsidiaries and represents the excess of the consideration transferred over The North Alliance Norge AS's interest in net fair value of the net identifiable assets, liabilities and contingent liabilities of the acquiree and the fair value of the non-controlling interest in the acquiree. Goodwill is not amortized and is recognized in the statement of financial position at cost less any accumulated impairment losses.

For the purpose of impairment testing, goodwill acquired in a business combination is allocated to each of the CGUs, or groups of CGUs, that is expected to benefit from the synergies of the combination. Each unit or group of units to which the goodwill is allocated represents the lowest level within the entity at which the goodwill is monitored for internal management purposes. Goodwill is monitored at the operating segment level.

Goodwill impairment reviews are undertaken annually or more frequently if events or changes in circumstances indicate a potential impairment. The carrying value of goodwill is compared to the

19

The North Alliance



DocuSign Envelope ID: AE92EE69-1159-47A7-8B8E-485B35FF23C4

The North Alliance Norge AS – 2021 Annual Financial Statements

recoverable amount, which is the higher of value in use and the fair value less costs of disposal. Any impairment is recognized immediately as an expense and is not subsequently reversed.

## **(b) Tradenames**

Separately acquired tradenames are recognized initially at cost. The purchase price of a separately acquired intangible asset incorporates assumptions about the probable economic future benefits that may be generated by the asset. Tradenames acquired in a business combination are recognized at fair value at the acquisition date. They have a finite useful life and are carried at cost less accumulated amortization. Amortization is calculated over the estimated useful lives.

## **(c) Research and development**

Costs associated with developing or maintaining computer software programs are recognized as an expense as incurred. Costs relating to development are capitalized and reported as intangible assets in the balance sheet if the following criteria are met in full:

- the product or process is clearly defined and its cost can be identified and measured reliably
- the technical solution for the product has been demonstrated
- the product or process will be sold or used in the company's operations
- the asset will generate future economic benefit; and
- sufficient technical, financial and other resources for completing the project are present

The directly attributable costs that are capitalized as part of the software product include the software development employee costs and an appropriate portion of the relevant overheads.

Amounts invested in product development are capitalized and depreciated under the straight line method over the expected useful life of the product.

## **(d) Non-contractual customer relationships**

Non-contractual customer relationship represents intangible assets purchased through the effect of business combinations. Non-contractual relationships are recognized at fair value at the acquisition date. They have a finite useful life and are carried at cost less accumulated amortization. Amortization is calculated using the straight-line method to allocate the cost over their estimated useful lives. Estimated useful life is 10 years based on historical turnover rates.

## **(e) Order backlog**

Order backlog represents intangible assets purchased through the effect of business combinations. Order backlog relationships are recognized at fair value at the acquisition date. They have a finite useful life and are carried at cost less accumulated amortization. Amortization is calculated to allocate the cost over the estimated useful lives.

## **Impairment of non-financial assets**

Intangible assets that have an indefinite useful life or intangible assets not ready to use are not subject to amortization and are tested annually for impairment. Non-financial assets that are subject

20

The North Alliance



DocuSign Envelope ID: AE92EE69-1159-47A7-8B8E-485B35FF23C4

The North Alliance Norge AS – 2021 Annual Financial Statements

to amortization are reviewed for impairment whenever events or changes in circumstances indicate that the carrying amount may not be recoverable. An impairment loss is recognized for the amount by which the asset's carrying amount exceeds its recoverable amount. The recoverable amount is the higher of an asset's fair value less costs of disposal and value in use. For the purposes of assessing impairment, assets are grouped at the lowest levels for which there are largely independent cash inflows (cash-generating units). Prior impairments of non-financial assets (other than goodwill) are reviewed for possible reversal at each reporting date.

## Financial assets

### Classification

The group classifies its financial assets in the following categories: At fair value over the profit or loss (FVOPL) and amortized cost. The classification depends on the financial asset and the business model used by management for those assets. All financial assets not meeting the SPPI criteria are classified as at FVOPL and assets meeting SPPI and managed with a business model of hold to collect are at amortized cost. The Group does not have any financial assets designated at fair value at inception nor are there any financial assets at fair value over comprehensive income. Management determines the classification of its financial assets at initial recognition

#### (a) Financial assets at fair value through profit or loss.

All financial assets not meeting the SPPI criteria are classified as financial assets at fair value over profit or loss. These are primarily equity instruments acquired principally for the purpose of selling in the short-term. Derivatives are also at FVOPL unless they are designated as cash flow hedging instruments. Assets in this category are classified as current assets if expected to be settled within 12 months, otherwise they are classified as non-current. The Group has adopted the accounting principle to present the changes in fair value on the interest rate swaps as a part of finance expense in the statement of profit or loss.

#### b) Amortized cost

Financial assets meeting SPPI and managed with a business model of hold to collect are classified as amortized cost. They are included in current assets, except for maturities greater than 12 months after the end of the reporting period. These are classified as non-current assets. The group's financial assets at amortized cost consist of "trade and other receivables" and "cash and cash equivalents" in the balance sheet.

### Recognition and measurement

Regular purchases and sales of financial assets are recognized on the trade-date – the date on which the group commits to purchase or sell the asset. Investments are initially recognized at fair value plus transaction costs for all financial assets not carried at fair value over profit or loss. Financial assets carried at fair value over profit or loss are initially recognized at fair value, and transaction costs are expensed in the income statement. Financial assets are derecognized when the rights to receive cash flows from the investments have expired or have been transferred and the group has

21

The North Alliance



DocuSign Envelope ID: AE92EE69-1159-47A7-8B8E-485B35FF23C4

The North Alliance Norge AS – 2021 Annual Financial Statements

transferred substantially all risks and rewards of ownership. Financial assets classified as at amortized cost are subsequently measured at amortized cost using the effective interest method.

Gains or losses arising from changes in the fair value of the financial assets at fair value over profit or loss' category are presented in the income statement within Other (losses)/gains – net' in the period in which they arise. Dividend income from financial assets at fair value over profit or loss is recognized in the income statement as part of other income when the group's right to receive payment is established.

### **Cash and cash equivalents**

In the consolidated statement of cash flows, cash and cash equivalents includes cash in hand, deposits held at call with banks, other short-term highly liquid investments with original maturities of three months or less and bank overdrafts. In the consolidated balance sheet, bank overdrafts are shown within borrowings in current liabilities.

### **Share capital**

Ordinary shares are classified as equity. Incremental costs directly attributable to the issue of new ordinary shares or options are shown in equity as a deduction from the proceeds. Where any group company purchases the company's equity share capital (treasury shares), the consideration paid, including any directly attributable incremental costs (net of income taxes) is deducted from equity attributable to the company's equity holders until the shares are cancelled or reissued. Where such ordinary shares are subsequently reissued, any consideration received, net of any directly attributable incremental transaction costs and the related income tax effects, is included in equity attributable to the company's equity holders.

### **Provisions**

Provisions are measured at the present value of the expenditures expected to be required to settle the obligation using a pre-tax rate that reflects current market assessments of the time value of money and the risks specific to the obligation. The increase in the provision due to passage of time is recognized as interest expense.

### **Trade payables**

Trade payables are obligations to pay for goods or services that have been acquired in the ordinary course of business from suppliers. Accounts payable are classified as current liabilities if payment is due within one year or less (or in the normal operating cycle of the business if longer). If not, they are presented as non-current liabilities. Trade payables are recognized initially at fair value and subsequently measured at amortized cost.

### **Borrowings**

Borrowings are recognized initially at fair value, net of transaction costs incurred.



DocuSign Envelope ID: AE92EE69-1159-47A7-8B8E-485B35FF23C4

The North Alliance Norge AS – 2021 Annual Financial Statements

Borrowings are subsequently carried at amortized cost; any difference between the proceeds (net of transaction costs) and the redemption value is recognized in the income statement over the period of the borrowings using the effective interest method.

Fees paid on the establishment of loan facilities are recognized as transaction costs of the loan to the extent that it is probable that some or all of the facility will be drawn down. In this case, the fee is deferred until the draw-down occurs. To the extent there is no evidence that it is probable that some or all of the facility will be drawn down, the fee is capitalized as a pre-payment for liquidity services and amortized over the period of the facility to which it relates.

Borrowings are classified as current liabilities unless the group has an unconditional right to defer settlement of the liability for at least 12 months after the reporting period.

## **Employee benefits**

### **Pension obligations**

The Group has defined contribution plans. A defined contribution plan is a pension plan under which the group pays fixed contributions into a separate entity. After the contribution has been made the company has no further legal or constructive obligations to pay further contributions if the fund does not hold sufficient assets to pay all employees the benefits relating to employee service in the current and prior periods. The contribution is recognized as personnel expenses.

When an employee has rendered service, the contribution payable to the defined contribution plan is recognized as a liability (accrued expense), after deducting contribution already paid. If the contribution is due for service before the end of the reporting period, the excess is recognized as an asset (prepaid expense) to the extent that the prepayment will lead to a reduction in future payments or a cash refund.

### **Interest income**

Interest income is recognized using the effective interest method. When a financial asset is impaired, the group reduces the carrying amount to its recoverable amount, being the estimated future cash flow discounted at the original effective interest rate of the instrument and continues unwinding the discount as interest income. Interest income on impaired receivables is recognized using the original effective interest rate.

### **Dividend distribution**

Dividend distribution to the company's shareholders is recognized as a liability in the group's financial statements in the period in which the dividends are approved by the company's shareholders.

### **Changes in accounting policies**

IFRIC 23 *Uncertainty over income tax treatments*

23

The North Alliance



DocuSign Envelope ID: AE92EE69-1159-47A7-8B8E-485B35FF23C4

The North Alliance Norge AS – 2021 Annual Financial Statements

The interpretation explains how to recognise and measure deferred and current income tax assets and liabilities where there is uncertainty over a tax treatment. In particular, it discusses:

- how to determine the appropriate unit of account, and that each uncertain tax treatment should be considered separately or together as a group, depending on which approach better predicts the resolution of the uncertainty,
- that the entity should assume a tax authority will examine the uncertain tax treatments and have full knowledge of all related information, i.e. that detection risk should be ignored,
- that the entity should reflect the effect of the uncertainty in its income tax accounting when it is not probable that the tax authorities will accept the treatment,
- that the impact of the uncertainty should be measured using either the most likely amount or the expected value method, depending on which method better predicts the resolution of the uncertainty, and
- that the judgements and estimates made must be reassessed whenever circumstances have changed or there is new information that affects the judgements.

IFRIC 23 does not include any new disclosure requirements. The general requirement to provide information about judgements and estimates made in preparing the financial statements is applicable. The Group has adopted IFRIC 23 on 1 January 2019 with no significant implementation effect.

#### Standards, amendments and interpretations to existing standards that are not yet effective and have not been adopted early by the Group

A number of new standards and amendments to standards and interpretations are effective for annual periods beginning after 1 January 2019, and have not been applied in preparing these consolidated financial statements. None of these is expected to have a significant effect on the consolidated financial statements of the Group, except the following set out below:

There are no other standards or interpretations that are not yet effective that are expected to have a significant impact on the Consolidated Financial Statements.

#### **Critical accounting estimates and management judgments**

When preparing the Consolidated Financial Statements, management is required to undertake judgments, estimates and assumptions about the recognition and measurement of assets, liabilities, income and expenses. Estimates and assumptions that have a significant risk of causing a material adjustment to the carrying amount of assets and liabilities within the next financial year are discussed below.

##### *Impairment of goodwill and other intangible assets*

The Group tests for impairment of goodwill and other intangible assets as necessary, or at a minimum annually (note 5). The recoverable number of cash-generating units is based on the value-in-use calculation. These calculations require the use of estimates (note 5) and are based on our best projections for expected future growth and margin development. We use historical performance and short to mid-term expectations (budgets) as the main input in our cash flow models.

A sensitivity analysis for changes in key assumptions and whether they would lead to an impairment loss is included in note 5.

24

**The North Alliance**



DocuSign Envelope ID: AE92EE69-1159-47A7-8B8E-485B35FF23C4

The North Alliance Norge AS – 2021 Annual Financial Statements

## Revenue recognition

Part of the revenue of the group is recognized based on a reference to stage of completion of the actual service provided as a proportion of the total service to be provided. This is mainly assessed based on hours booked on the project compared to estimated hours for completion.

Most of the recognized revenue each month is based on time and material contracts and therefore not based on management judgements.

## Note 2 – Segment information

(amounts in NOK 1 000)

Management follow up revenue in the operating companies pr country and by business area. This is also the basis for reporting to the Board of Directors that is used to make strategic decisions. The Group's business is the sale of services within marketing communication, design and technology. The Group's sales are in Norway, Sweden and Denmark. The Polish operation is mainly serving clients through the operation in Norway.

In the revenue reporting, total revenues, net revenues (gross profit) and EBITDA, are specified

in the different geographical market. Using geography as a split on these key numbers will give a better basis for understanding the Group's underlying operations. The operations are in all geographies a mix of communication and technology services. Reported revenue pr market include total revenue for companies defined in each geography. Sales between geographies are limited and not significant. Revenue figures by geography represents revenue from companies located in the relevant countries.

	Norway	Sweden	Denmark	Holding companies	Total
<b>2021</b>					
Digital Products and Platforms	353.071	80.888	82.306		516.265
Advertising and Communication	97.506	295.019	233.692		626.217
Brand Experience	14.125	138.218	15.460		167.803
Datadriven Sales & Marketing	382.854	60.241	41.787		484.881
Business Consulting	18.181	38.533	8.389		65.104
<b>Total revenue</b>	<b>865.737</b>	<b>612.899</b>	<b>381.634</b>	<b>-</b>	<b>1.860.270</b>
<b>Net Revenue (gross profit)</b>	<b>451.706</b>	<b>422.128</b>	<b>316.354</b>	<b>-</b>	<b>1.190.188</b>
Payroll expenses	358.270	319.613	222.131	9.812	909.826
Other operating expenses	25.085	36.433	20.471	27.236	109.225
<b>EBITDA</b>	<b>68.351</b>	<b>66.082</b>	<b>73.752</b>	<b>-37.048</b>	<b>171.137</b>
Intangible assets	243.800	153.450	36.485	5.276	439.011
Trade receivables	141.915	123.491	121.509	1.831	388.746
<b>2020</b>					
<b>Total revenue</b>	<b>717.225</b>	<b>417.702</b>	<b>318.325</b>	<b>-</b>	<b>1.453.252</b>
<b>Net Revenue (gross profit)</b>	<b>373.400</b>	<b>326.533</b>	<b>221.169</b>	<b>-</b>	<b>921.102</b>
Payroll expenses	282.845	259.291	169.204	7.203	718.543
Other expenses	18.902	32.612	18.169	21.825	91.508
<b>EBITDA</b>	<b>71.653</b>	<b>34.630</b>	<b>33.795</b>	<b>-29.028</b>	<b>111.051</b>
Intangible assets	62.652	80.529	40.324	4.636	188.141
Trade receivables	72.983	101.646	73.269	6.733	254.631

### Footnotes/Definitions

#### EBITDA

EBITDA represents operating profit plus depreciation and amortization.

#### Net Revenue (Gross profit)

Net Revenue (gross profit) represents revenue less cost of sales.

#### Revenue from contracts with customers

IFRS 15 Revenue from Contracts with customers is based on the principle of recognising revenue when control of goods or services transfers to a customer. The Group mostly derives its revenue from the transfer of services over time as opposed to point in time. Based on this no further disaggregation than geographical is deemed appropriate.



DocuSign Envelope ID: AE92EE69-1159-47A7-8B8E-485B35FF23C4

## The North Alliance Norge AS – 2021 Annual Financial Statements

### Note 3 – Personnel expenses, management remuneration and audit fees

(Amounts in NOK 1,000)

Personnel expenses	2021	2020
Wages, salaries	639.116	526.972
Social security costs	131.396	107.970
Pension expenses	41.485	36.869
Other employee costs and benefits, including long term freelance, education, training, canteen costs etc.	97.829	46.732
<b>Total</b>	<b>909.826</b>	<b>718.543</b>
<b>Average number of employees</b>	<b>881</b>	<b>768</b>
<b>Senior management remuneration</b>		
The following benefits were provided to the Group Managing Director, Mikael Jørgensen:	2021	2020
Salary & bonus	2.941	3.240
Pension	59	73
<b>Total remuneration</b>	<b>3.000</b>	<b>3.313</b>
The following benefits were provided to the Group CFO, Lars Kreken:	2021	2020
Salary	2.010	2.044
Pension	76	73
<b>Total remuneration</b>	<b>2.086</b>	<b>2.117</b>
There are no loans or guarantees to the Managing Director, CFO or other related parties. The Managing Director, CFO and the Board do not have any agreement for compensation upon termination or change of employment / directorship. The Managing Director Mikael Jørgensen owns 13.795.000 shares in NoA MidCo AS. The CFO, Lars Kreken owns 7.416.000 shares in NoA MidCo AS.		
<b>Board of directors remuneration</b>	2021	2020
Board of directors fee	0	0
<b>Pension</b>		
The Group's entities in Norway are required to have a compulsory pension in accordance with Norwegian pension law. The Group has a pension plan that fulfills this requirement, which covers all Norwegian employees and is a defined contribution plan. The Group's entities in Sweden and Denmark have similar pension plans.		
<b>Audit Fees</b>		
Divided by type of service (exclusive of VAT)	2021	2020
Statutory audit	2.073	2.573
Other attestation services	0	29
Tax	285	759
Other services	1.647	676
<b>Total fees</b>	<b>4.005</b>	<b>4.037</b>



DocuSign Envelope ID: AE92EE69-1159-47A7-8B8E-485B35FF23C4

The North Alliance Norge AS – 2021 Annual Financial Statements

#### Note 4 – Fixed assets

(Amounts in NOK 1.000)

	Machinery and equipment
<b>Accumulated cost 01.01.2021</b>	<b>73.182</b>
Acquisition/disposal of subsidiaries, net	1.064
Additions	8.936
Exchange differences	-3.075
Disposals	-176
<b>Accumulated cost 31.12.2021</b>	<b>79.931</b>
Accumulated depreciation 01.01.2021	-51.891
Exchange differences	1.436
Disposals/scraping	170
Depreciation	-9.784
Accumulated depreciation pr. 31.12.	-60.069
<b>Carrying amount 31.12.2021</b>	<b>19.862</b>
<b>Accumulated cost 01.01.2020</b>	<b>65.718</b>
Acquisition/disposal of subsidiaries, net	132
Additions	6.496
Exchange differences	2.824
<b>Accumulated cost 31.12.2020</b>	<b>73.182</b>
Accumulated depreciation 01.01.2020	-41.138
Disposal of subsidiary	0
Depreciation	-11.485
Accumulated depreciation pr. 31.12.	-51.891
<b>Carrying amount 31.12.2020</b>	<b>21.291</b>

#### Note 5 – Goodwill, impairment testing and Intangible assets

(Amounts in NOK 1.000)

	Norway	Denmark	Sweden	Total
<b>Goodwill</b>				
<b>Accumulated cost 01.01.2021</b>	<b>125.211</b>	<b>122.839</b>	<b>254.275</b>	<b>502.325</b>
Acquisition of subsidiaries	295.974	-	68.139	364.113
Exchange differences	-	-5.579	-16.813	-22.392
<b>Accumulated cost 31.12.2021</b>	<b>421.185</b>	<b>117.260</b>	<b>305.601</b>	<b>844.046</b>
Accumulated amortization pr. 01.01	-902	-	-	-902
Amortisation	-721	-	-	-721
Accumulated amortization pr. 31.12.	-1.623	0	0	-1.623
<b>Carrying amount pr. 31.12.2021</b>	<b>419.562</b>	<b>117.260</b>	<b>305.601</b>	<b>842.423</b>
<b>Accumulated cost 01.01.2020</b>	<b>128.604</b>	<b>114.841</b>	<b>198.971</b>	<b>442.416</b>
Acquisition of subsidiaries	-	-	34.379	34.379
Exchange differences	-	7.998	20.925	28.923
Reclassification	-3.393	-	-	-3.393
<b>Accumulated cost 31.12.2020</b>	<b>125.211</b>	<b>122.839</b>	<b>254.275</b>	<b>502.325</b>
Accumulated amortization pr. 01.01	-	-	-	0
Exchange differences	-181	-	-	-181
Amortisation	-721	-	-	-721
Accumulated amortization pr. 31.12.	-902	0	0	-902
<b>Carrying amount pr. 31.12.2020</b>	<b>124.309</b>	<b>122.839</b>	<b>254.275</b>	<b>501.423</b>

NoA has carried out impairment testing as of December 31, 2021, according to IAS 36. Based on the impairment testing the Group has not recognized an impairment loss.

##### Cash generating units

Goodwill acquired through business combination has previously been allocated to individual cash generating units (CGUs). The CGUs are Norway, Sweden and Denmark.

##### Recoverable amount

The recoverable amount of each CGU is calculated based on a value in use method. Discounted cash flow models have been applied to determine the value in use for all CGUs. Management has projected cash flows based on financial forecasts and strategy plans covering a five-year period. Beyond the explicit forecast period, the cash flows are extrapolated using constant nominal growth rates.

##### Key assumptions

	Norway	Sweden	Denmark

27

The North Alliance



DocuSign Envelope ID: AE92EE69-1159-47A7-8B8E-485B35FF23C4

## The North Alliance Norge AS – 2021 Annual Financial Statements

Revenue growth (CAGR five-year period)	7,7%	8,2%	8,3%
EBITDA growth (CAGR five-year period)	9,0%	13,6%	7,6%
Discount rate after tax	7,5%	8,0%	7,3%
Nominal growth rate in terminal value	1,5%	1,5%	1,5%

### Revenue growth (CAGR five-year period)

Revenue growth is estimated based on current actual performance, forecasts and expected future market development.

### EBITDA growth rate (CAGR five-year period)

The EBITDA margin represents the operating margin before depreciation and amortization and is estimated based on the current margin level and expected future market development.

### Discount rate:

The discount rate is based on Weighted Average Cost of Capital (WACC) derived from the Capital Asset Pricing Model (CAPM) methodology. The WACC calculation is based on a risk-free rate per CGU (10-year governmental bonds). A market- and small stock risk premium are applied to correct for relevant risk. The discount rate also takes into account gearing, the corporate tax rate and the equity beta.

### Growth rates:

The expected growth rates for a CGU are derived from the level experienced over the last few years to the long-term growth level in the market the entity operates. The growth rates used to extrapolate cash flow projections beyond the explicit forecast period are based on management's past experience, and assumptions in terms of expectations for the market development in which the entity operates. The growth rates used to extrapolate cash flows in the terminal year are not higher than the expected long-term growth in the market in which the entity operates.

### Sensitivity analysis related to impairment testing:

For each CGU, the following changes in forecasts and key assumptions, in isolation, would result in the recoverable amount being approximately equal to the carrying amount. Any changes beyond those described below may, therefore, lead to an impairment loss:

#### Norway:

Discount rate after tax:	An increase by 822 basis points
Future cash flows:	A decrease by 57% in future cash flows for the 5-year forecast period
Nominal growth rate in terminal value:	A decrease by 1580 basis points

#### Sweden:

Discount rate after tax:	An increase by 462 basis points
Future cash flows:	A decrease by 42% in future cash flows for the 5-year forecast period
Nominal growth rate in terminal value:	A decrease by 850 basis points

#### Denmark:

Discount rate after tax:	An increase by 345 basis points
Future cash flows:	A decrease by 38% in future cash flows for the 5-year forecast period
Nominal growth rate in terminal value:	A decrease by 561 basis points



DocuSign Envelope ID: AE92EE69-1159-47A7-8B8E-485B35FF23C4

## The North Alliance Norge AS – 2021 Annual Financial Statements

### Intangible assets:

(Amounts in NOK 1.000)

	Tradenames	Research & development and IP rights	Non-contractual customer relationships	Order Backlog	Total
<b>Accumulated cost 01.01.2021</b>	<b>114.462</b>	<b>17.424</b>	<b>162.617</b>	<b>42.124</b>	<b>336.627</b>
Acquisition of subsidiaries	44.344	-	179.649	60.612	284.605
Additions	-	2.022	-	-	2.022
Exchange differences	-3.759	0	-7.357	-2.186	-13.302
Reclassification	-	-	-	-	0
<b>Accumulated cost 31.12.2021</b>	<b>155.047</b>	<b>19.446</b>	<b>334.909</b>	<b>100.550</b>	<b>609.952</b>
Accumulated amortization 01.01.2021	-34.276	-9.553	-73.852	-30.805	-148.486
Reclassification/correction	0	0	0	0	0
Exchange differences	1.125	0	3.301	1.734	6.160
Amortisation	-12.508	-2.849	-23.746	-10.380	-49.493
Accumulated amortization 31.12.2021	-45.659	-12.402	-94.297	-39.461	-191.819
<b>Carrying amount 31.12.2021</b>	<b>109.388</b>	<b>7.044</b>	<b>240.612</b>	<b>61.089</b>	<b>418.133</b>
CGU		Norway	Denmark	Sweden	Total
Goodwill pr. 31.12.2021 per CGU		419.562	117.260	305.601	842.423
<b>Accumulated cost 01.01.2020</b>	<b>109.141</b>	<b>9.168</b>	<b>137.833</b>	<b>33.554</b>	<b>712.112</b>
Acquisition of subsidiaries	0	0	15.854	6.007	21.861
Additions	0	4.863	0	0	4.863
Exchange differences	5.321	0	8.930	2.563	16.814
Reclassification	0	3.393	0	0	3.393
<b>Accumulated cost 31.12.2020</b>	<b>114.462</b>	<b>17.424</b>	<b>162.617</b>	<b>42.124</b>	<b>779.043</b>
Accumulated amortization 01.01.2020	-21.772	-6.316	-54.790	-25.165	-108.043
Reclassification	0	0	0	0	0
Exchange differences	-1.058	0	-3.725	-2.323	-7.106
Amortisation	-11.446	-3.237	-15.337	-3.317	-33.337
Accumulated amortization 31.12.2020	-34.276	-9.553	-73.852	-30.805	-148.486
<b>Carrying amount 31.12.2020</b>	<b>80.186</b>	<b>7.871</b>	<b>88.765</b>	<b>11.319</b>	<b>188.141</b>
CGU		Norway	Denmark	Sweden	Total
Goodwill pr. 31.12.2020 per CGU		124.309	122.839	254.275	501.423

#### Tradenames and research and developments - acquired

Tradenames and research and developments allocated as part of the purchase price allocation are capitalized and amortised over their useful life (10 years). The value is tested annually for impairment. The impairment assessment of tradenames and research and developments is included in the goodwill impairment test. See below.

#### Order backlog and non-contractual customer relationships - acquired

Order backlog and non-contractual customer relationships allocated as part of the purchase price allocation are capitalized and amortised over their useful life. Order backlog is amortised over 3-5 years and non-contractual customer relationships is amortised over 10-15 years.

## Note 6 – Taxes

(Amounts in NOK 1.000)

Components of the income tax expense for the year	2021	2020
Tax payable in Norway	-	0
Tax payable in Sweden	701	2.544
Tax payable in Denmark	1.084	3.515
Tax payable in Poland	1.961	1.124
Change in deferred tax/deferred tax benefit (net for all countries)	7.314	-142
Exchange rate effect/other	289	-85
<b>Total income tax expense</b>	<b>11.329</b>	<b>6.956</b>

#### Explanation of difference between Norwegian statutory tax rate of 23% and the effective tax rate

	2021	2020
<b>Profit before income taxes</b>	<b>44.668</b>	<b>9.094</b>
22% of profit before income taxes (tax rate in Norway)	9.827	2.001
Foreign operations with tax rates other than 22%	-208	867
Permanent differences in Norway 22%	2.161	80
Permanent differences in other countries	-288	4.005
Other differences	-163	3
<b>Total income tax expense</b>	<b>11.329</b>	<b>6.956</b>

The tax rate in Norway is 23%. The tax rate in Sweden is 21%. The tax rate in Denmark and USA is 22%. The tax rate in Poland is 19%.



DocuSign Envelope ID: AE92EE69-1159-47A7-8B8E-485B35FF23C4

The North Alliance Norge AS – 2021 Annual Financial Statements

Specification of deferred tax Asset (-)/liability	2021	2020		2021	2020
Fixed and intangible assets	412.673	178.539			
Accounts receivable	-1.04	-55			
Deferred Income	66.608	23.829			
Accrued expenses / provisions	-20.153	-18.976			
Amortization of loan expenses	0	0			
Other	231	0			
<b>Net temporary differences</b>	<b>459.255</b>	<b>183.337</b>			
Tax losses carried forward	-9.606	7.154			
<b>Basis for deferred tax/deferred tax benefit</b>	<b>449.649</b>	<b>190.491</b>			
<b>Deferred tax/deferred tax benefit in the balance sheet</b>	<b>98.923</b>	<b>44.281</b>			
<i>Of which:</i>					
Deferred tax liabilities to be reversed after more than 12 months	98.923	44.281			
Deferred tax liabilities to be reversed within 12 months	0	0			
<i>Of which specified on domestic and abroad:</i>	<b>2021</b>	<b>2020</b>		<b>2021</b>	<b>2020</b>
Deferred tax asset	-6.952	-10.747	Net deferred tax :	98.923	44.281
whereas domestic:	-6.952	-10.747	whereas domestic:	84.481	39.898
whereas abroad:	0	0	whereas abroad:	14.442	4.383
Deferred tax liability	105.875	55.028			
whereas domestic:	91.433	50.645			
whereas abroad:	14.442	4.383			

Deferred tax assets (-) / liabilities are presented net for all entities.

Deferred tax assets are only capitalised to the extent that it is probable that there will be sufficient future taxable profit for the tax asset to be used, either because the unit recently reported a profit or because assets with excess value have been identified. If there are not likely to be future profits sufficient to absorb the deductible temporary differences, deferred tax assets are not recognised.

Income tax payable/receivable ("-" in the balance sheet)	2021	2020
Income tax payable in Norway	0	0
Income tax payable/receivable ("-" in other countries)	-3.626	3.944
<b>Income tax payable/receivable ("-" in the balance sheet)</b>	<b>-3.626</b>	<b>3.944</b>

Note 7 – Investments in subsidiaries and associated companies

The parent company has the following subsidiaries and associated companies:

Subsidiary/associated company	Date/Year of acquisition	Business location	Ownership/voting right percentage
NoA Ignite AS	12. July 2018	Oslo	100%
Anorak AS	12. July 2018	Oslo	100%
Bold Norge AS	12. July 2018	Oslo	100%
NoA Connect AS	15. December 2019	Oslo	100%
NoA Consulting AS	26. Aug 2019	Oslo	61%
Unifold AS	9. april 2021	Oslo	100%
Samlaco AS	1. november 2021	Oslo	100%
Agitec AS	1. november 2021	Oslo	100%
Scientia AS	1. november 2021	Oslo	100%
NoA Ignite Polska SP	12. July 2018	Krakow	100%
The North Alliance Sverige AB	12. July 2018	Stockholm	100%
Bold Stockholm AB	12. July 2018	Stockholm	100%
Åkestam Hotell AB	12. July 2018	Stockholm	100%
Kicker Taktisk Kommunikationsbyrå AB	12. July 2018	Stockholm	100%
BKRY AB	12. July 2018	Stockholm	100%
Making Waves Group AB	12. July 2018	Stockholm	100%
NoA Ignite AB	12. July 2018	Stockholm	100%
NoA Consulting AB	12. July 2018	Stockholm	100%
North Kingdom Group AB	12. July 2018	Skellefteå	100%
North Kingdom D&C AB	12. July 2018	Skellefteå	100%
Proletar Sverige AB	15. December 2019	Stockholm	100%
The North Alliance Connect AB	24. June 2020	Stockholm	100%
Axonon AB	18. June 2021	Stockholm	100%
AndCo A/S	12. July 2018	Copenhagen	100%
NoA Ignite Denmark A/S	12. July 2018	Copenhagen	100%
Bold Copenhagen A/S	12. July 2018	Copenhagen	100%
Great Works Copenhagen A/S	12. July 2018	Copenhagen	100%
Productions A/S	12. July 2018	Copenhagen	100%
NoA Consulting A/S	16. May 2019	Copenhagen	100%
NoA Health A/S	14. June 2019	Copenhagen	55%
NoA Connect A/S	28. May 2019	Copenhagen	55%
North Kingdom D&C Inc.	12. July 2018	Los Angeles	100%

Investments in subsidiaries are consolidated in the Consolidated Financial Statements. Investments in associated companies are accounted for using the equity method.



DocuSign Envelope ID: AE92EE69-1159-47A7-8B8E-485B35FF23C4

The North Alliance Norge AS – 2021 Annual Financial Statements

## Note 8 – Related party transactions

(Amounts in NOK 1.000)

The North Alliance Norge AS is a parent company and has direct and indirect control of different companies in Norway, Sweden, USA and Denmark. Directly-owned subsidiaries are presented in Note 5 to The North Alliance Norge AS's financial statements. The North Alliance Norge AS's internal relationship with these companies is shown on separate lines in the company's financial statements (see the Financial Statements for The North Alliance Norge AS). Internal trading within the Group is carried out in accordance with special agreements on an arm's length basis, and joint expenses are distributed among the Group companies in accordance with distribution formulas, depending on the various types of expense. The Group's related parties include its key management, members of the board and majority shareholders. None of the Board members have been granted loans or guarantees in the current year. Furthermore, none of the Board members are included in the Group's pension or bonus plans. Information regarding the executive management is disclosed in Note 3 to the consolidated financial statements and Note 2 to the financial statements for The North Alliance Norge AS.

## Note 9 – Cash and cash equivalents

(Amounts in NOK 1.000)

	2021	2020
<b>Cash and cash equivalents include the following items:</b>		
Bank deposits - restricted ("skattetrekkkonto")	5.330	11.811
Bank deposits - unrestricted	184.046	215.528
<b>Total cash and cash equivalents</b>	<b>189.376</b>	<b>227.339</b>
Unused overdraft by year end	150.000	60.000
<b>A major part of the company's bank deposits are part of a multicurrency cash pool programme. The total cash is spread in the following currencies:</b>		
Within cashpool		
Cash denominated in NOK	49.917	86.742
Cash denominated in SEK	18.656	29.094
Cash denominated in DKK	110.176	104.775
Total within cashpool	178.749	220.611
Outside Cash pool		
Cash denominated in NOK	-	-
Cash denominated in PLN	10.204	6.088
Cash denominated in USD	423	640
Total outside cashpool	10.627	6.728
<b>Total cash and cash equivalents</b>	<b>189.376</b>	<b>227.339</b>

## Note 10 – Trade and other receivables

(Amounts in NOK 1.000)

	2021	2020
Trade receivables, gross	389.553	254.994
Allowance for credit losses	-807	-363
<b>Trade receivables 31.12</b>	<b>388.746</b>	<b>254.631</b>
Accrued revenue	45.860	30.666
Prepaid expenses	21.823	18.053
Other receivables	18.319	15.538
<b>Other receivables 31.12</b>	<b>86.002</b>	<b>64.257</b>
Loss allowance		
Beginning balance	-363	-782
Amounts written off (uncollectible)	85	718
Recovery of written off items	-	0
Change in the allowance	-529	-299
Exchange effect reserve balance sheet/profit or loss	0	0
<b>Ending balance 31.12</b>	<b>-807</b>	<b>-363</b>

The table below shows the aging analysis of trade receivables per 31.12

Year	Total	Not yet due	> 30 days	> 60 days	> 90 days
2021 Trade receivables, gross	389.553	322.843	62.811	1.639	2.260
2021 Allowances for credit losses	-807	-	-	0	-807
2021 Trade receivables, net	388.746	322.843	62.811	1.639	1.453
Expected loss rate		0,0%	0,0%	0,0%	35,7%
Year	Total	Not yet due	> 30 days	> 60 days	> 90 days
2020 Trade receivables, gross	254.994	235.065	14.970	2.726	2.233
2020 Allowances for credit losses	-363	-	-	0	-363
2020 Trade receivables, net	254.631	235.065	14.970	2.726	1.870
Expected loss rate		0,0%	0,0%	0,0%	16,3%

The loss allowance is based on the expected credit losses over the lifetime of the receivable, based on an estimated probability of default for each aging bucket.



DocuSign Envelope ID: AE92EE69-1159-47A7-8B8E-485B35FF23C4

The North Alliance Norge AS – 2021 Annual Financial Statements

## Note 11 – Share capital and shareholder information

(Amounts in NOK 1.000)

At 31 December 2021 the share capital of NOK 34 consists of the following:

Classes of shares	Face value	Amount	Value
Ordinary shares	1,0	34	34

The entire share capital is owned by The North Alliance AS.

## Note 12 – Security and guarantees

The Group has a cross border cash pool that includes a total credit line of 150 MNOK with Nordea (see note 9 for details). The facility is secured as a part of a senior facility agreement with Nordea where all shares in "material companies" are pledged in favour of Nordea Bank AB. Each of the material companies is a guarantor. The securities also include:

Group company	Type	Pledgee
The North Alliance AS	Machinery, equipment and trade receivables	Nordea
The North Alliance Norge AS	Machinery, equipment and trade receivables	Nordea
NoA Ignite Group AS	Machinery, equipment and trade receivables	Nordea
NoA Ignite AS	Trade receivables	Nordea
Anorak AS	Machinery, equipment and trade receivables	Nordea
Unfold AS	Machinery, equipment and trade receivables	Nordea
BKRY AB	Trade receivables	Nordea
North Kingdom Design & Communication	Trade receivables	Nordea
NoAlignite AB	Trade receivables	Nordea
Bold Stockholm AB	Trade receivables	Nordea
NoA Ignite Denmark A/S	Trade receivables	Nordea
AndCo A/S	Trade receivables	Nordea

In addition the Group has issued lease property guarantees of 8,5 MNOK. This is related to office lease in Oslo, Stockholm and Copenhagen.



DocuSign Envelope ID: AE92EE69-1159-47A7-8B8E-485B35FF23C4

The North Alliance Norge AS – 2021 Annual Financial Statements

## Note 13 – Leases

Amounts recognised in the balance sheet (NOK 1.000)

The balance sheet shows the following amounts relating to leases:

	Property	
Right of use assets		
Balance 01.01.2021	203.244	
Depreciation charge for the year	-46.137	
Additions to right of use assets	6.180	
Adjustment previous year	-5.065	
Exchange rate adjustment	-10.793	
Balance 31.12.2021	<u>147.429</u>	
	<b>2021</b>	<b>2020</b>
Lease liabilities		
Current	39.510	55.269
Non-Current	118.529	157.228
	<u>158.039</u>	<u>212.497</u>
Future Lease Payments - property	<b>2021</b>	<b>2020</b>
Less than one year	44.526	55.269
Between one to five years	133.578	157.228
More than five years	-	-
Total	<u>178.104</u>	<u>212.497</u>

Amounts recognised in the statement of profit or loss

The statement of profit or loss shows the following amounts relating to leases:

	2021	2020
Depreciation charge of right-of-use assets		
Properties	46.137	41.166
Interest expense	9.645	12.215
Expenses relating to short-term leases and leases of low value	2.461	4.122

The total cash outflow for leases in 2021 was NOK 56.364 (2020: NOK 54.651).

In 2020 the group applied the exception in IFRS 16.46A for one of its lease contracts for office rent. The expensed amount for 2020 amounts to NOK 6.000.000,-

## Note 14 – Financial income and financial expenses

(Amounts in NOK 1.000)	2021	2020
Foreign exchange gains	4.201	1.881
Other financial income	70	311
Total financial income	<u>4.271</u>	<u>2.192</u>
Interest expenses bank	486	0
Interest expenses right-of-use assets	9.616	12.215
Interest expenses parent company	0	1.226
Foreign exchange cost	10.889	3.205
Other financial expenses	5.726	1.632
Total financial expenses	<u>26.717</u>	<u>18.278</u>



DocuSign Envelope ID: AE92EE69-1159-47A7-8B8E-485B35FF23C4

The North Alliance Norge AS – 2021 Annual Financial Statements

## Note 15 – Financial instruments

### Financial risk

The Group uses financial instruments such as bank loans. The purpose of these financial instruments is to raise capital for investments that are necessary for the Group's business. In addition, the Group has financial instruments such as accounts receivable, accounts payable, etc. which are directly related to its daily operations. The Group does not use financial instruments, including derivatives, for revenue purposes. Procedures for risk management are adopted by the Board. The main financial risks that the Group is exposed to are interest rate risk, liquidity risk, currency risk and credit risk. The Group's management regularly evaluates these risks and establishes guidelines for how they are handled. The Group does not use derivatives to hedge risks associated with fluctuations in interest rates.

### Credit risk

The Group is mainly exposed to credit risk for trade and other receivables. The Group mitigates its exposure to credit risk by ensuring that all parties requiring credit, such as customers, are approved and subject to a credit check. The Group does not have significant credit risk associated with a single counterparty or counterparties which can be viewed as a Group due to similar credit risk. The Group has policies in place to ensure that sales are made to customers who have not had significant problems with payment and the outstanding amount does not exceed the established credit limits.

Maximum risk exposure is represented by the carrying amount of the financial assets in the balance sheet. The Group considers its maximum risk exposure to be the carrying amount of accounts receivable and accrued income (see note 10).

### Market risk - interest rate sensitivity

The Group is exposed to interest rate risk through its financial activities. Part of the interest-bearing debt has floating rates, which means it is affected by changes in interest rates. The purpose of the Group's interest rate risk management is to reduce interest costs and at the same time keep the volatility of future interest payments within acceptable limits.

The following table illustrates the sensitivity of the Group to potential interest rate changes.

Interest rate sensitivity	Changes in interest rates in basis points	Effect on profit before tax (NOK 1 000)	Effect on equity (NOK 1 000)
2021	+50	0	0
	-50	0	0
2020	+50	0	0
	-50	0	0

## Note 15 – Financial instruments cont.

### Liquidity Risk

Liquidity risk is the risk that the Group will not be able to meet its financial obligations as they fall due. The Group's strategy for managing liquidity risk is to maintain sufficient liquid funds at all times to meet its financial obligations, both under normal and extraordinary circumstances, without incurring unacceptable losses or damaging its reputation. The Group has large fluctuations related to working capital due to seasonality and the timing of deliveries and payments.

### Market risk - foreign currency sensitivity

Exposures to currency exchange rates arise from the Group's overseas sales, which are primarily denominated in SEK and DKK. See note 2 "Revenue information" for a split of the Group's revenue and trade receivables. The sales and trade receivables for each segment are in all materiality in local currencies. The exposure to currency risk is limited by the fact that businesses in Sweden, Denmark and Poland have revenue and costs in the same currency. Of the Group's total revenue, 33% is in Swedish kroner (SEK). A 10% change in the NOK exchange rate against SEK and DKK would have a 5% effect on the Group's revenue. Revenue in Polish (PLN) is not material. In total the effect of currency deviation on financial assets and liabilities denominated in non-functional currency is not material.

Furthermore, the carrying amount of its net investments in foreign companies fluctuates in Norwegian kroner compared to the local relevant currencies. Profit after tax for the Group is also affected by changes in exchange rates, as the results of foreign companies are translated into Norwegian kroner at the weighted average exchange rate for the period.

### Determination of fair value

The carrying amount of cash and cash equivalents and bank overdrafts approximates fair value because these instruments have a short-term maturity date. Similarly, the carrying amount of accounts receivable and accounts payable approximates fair value as the impact of discounting is not significant.

The fair value of capital leases is calculated as the present value of estimated cash flows discounted at the interest rate applicable for the corresponding assets and liabilities at the balance sheet date.

The fair value of long-term debt is similar to the par value plus accrued interest.

The fair value of cross currency swaps is determined using net present value of expected future cash flows for each derivative.

There are no material differences between the fair value and book value of the financial instruments in excess of liabilities to credit institutions.

### The fair value hierarchy

The Group classifies fair value measurements using a fair value hierarchy that reflects the significance of the inputs used in making the measurement. The fair value hierarchy has the following levels:

- Level 1: quoted prices (unadjusted) in active markets for identical assets or liabilities;
- Level 2: inputs are other than quoted prices included within Level 1 that are observable for the asset or liability, either directly (ie as prices) or indirectly (ie derived from prices);
- and
- Level 3: inputs for the asset or liability that are not based on observable market data (unobservable inputs)

The following categories of financial instruments are measured at fair value:

Liabilities carried at fair value	as of 31 December 2021			as of 31 December 2020		
	Level 1	Level 2	Level 3	Level 1	Level 2	Level 3
Financial liabilities at fair value through profit or						
Currency and interest swaps	0	0	0	0	0	0
Forward exchange contract	0	0	0	0	0	0
Total	0	0	0	0	0	0



DocuSign Envelope ID: AE92EE69-1159-47A7-8B8E-485B35FF23C4

## The North Alliance Norge AS – 2021 Annual Financial Statements

(Amounts in NOK 1,000)

### Classification of financial assets and liabilities

The Group has the following classification of financial assets and liabilities. See Note 1 for a description of the various categories.

Financial instruments by category:

	At fair value		At fair value through	
	Amortized Costs	through profit or loss	Amortized Costs	profit or loss
	31/12/2021		31/12/2020	
<b>Assets</b>				
Trade receivables	388.746	0	254.631	0
Cash and cash equivalents	189.376	0	227.339	0
<b>Total financial assets</b>	<b>578.122</b>	<b>0</b>	<b>481.970</b>	<b>0</b>

	At fair value		At fair value through	
	Amortized Costs	through profit or loss	Amortized Costs	profit or loss
	31/12/2021		31/12/2020	
<b>Liabilities</b>				
Borrowings	0	0	0	0
Accounts payable and other short-term debt	664.378	0	668.239	0
<b>Total financial liabilities</b>	<b>664.378</b>	<b>0</b>	<b>668.239</b>	<b>0</b>

### Capital management policy and equity

The main objective of the Group's capital management is to ensure that the Group maintains strong credit ratings and thus affordable financing terms that are reasonable in relation to its activities. By ensuring a strong ratio between equity and debt, the Group will support the operational activities, thereby maximizing the value of its shares. The Group manages its capital structure and makes necessary changes to it based on a current assessment of the financial condition of the business and prospects in the short and medium term.

## Note 16 – Subsequent events after the balance sheet date

In March 2022 NoA closed the acquisition of the two Finland based companies, Bob the Robot OY and Dunning, Kruger & Associates OY (DK&A). Bob the Robot is a leading creative agency in Finland and DK&A is a digital products & services consultancy.

100% of the shares of Bob the Robot Oy was acquired for TNOK 103.442. Settled with 60,3% cash and 39,7% reinvestment in NoA MidCo AS. 100% of the shares of Dunning, Kruger & Associates OY was acquired for TNOK 175.659. Settled with 54,7% cash and 45,3% reinvestment in NoA MidCo AS.

In April 2022 NoA closed the acquisition of Bluebird Media with operation in Sweden, Finland and Norway. Bluebird is adding on to the Group's capabilities within Data driven Sales and Marketing.

100% of the shares of Bluebird Media AB, Bluebird Media AS and Bluebird Media Oy in addition to 51% of the shares of Bluebird Devs AB was acquired for TNOK 179.587,-. Settled with 59,85% cash and 40,15% reinvestment in NoA MidCo AS.

Purchase price allocations covering acquisitions after the balance sheet date are in process.

## Note 17 – Business combinations



DocuSign Envelope ID: AE92EE69-1159-47A7-8B8E-485B35F23C4

## The North Alliance Norge AS – 2021 Annual Financial Statements

Acquired companies are presented in the financial statements from the date on which control transfers to the Group. The date of control is normally the date on which the contract takes effect and all official approvals have been obtained. The date of control will normally be after the contract date.

Effective on January 23rd 2014 The North Alliance Norge AS acquired 100 % of the shares in the following companies: Åkestat Holst Group (comprising the companies Åkestat Holst, Bold, Knock Action Marketing and Promenad), Great Works, &Co and Making Waves Group. Åkestat Holst Group and Great Works are all situated in Stockholm, &Co is situated in Copenhagen and Making Waves Group is headquartered in Oslo Norway. The shares in these companies were purchased for NOK 440 531 (in thousand).

On 16 October 2014, the group acquired 100 % of the shares in Anorak AS. Anorak AS is a digital advertising agency based in Oslo, Norway. The shares in this company were purchased for NOK 20 638 (in thousand).

On January 14 2016, the group acquired 100% of the shares in the Swedish/American technology company Nansen. In Q3 2016 an operational merger was completed with Making Waves. The shares in Nansen group were purchased for NOK 74 288 (in thousand).

On 10 November 2017, the group acquired 100 % of the shares in Hello Group A/S. Hello Group is a digital strategic design agency based in Copenhagen, Denmark. The shares in this company were purchased for NOK 63 767 (in thousand). In 2018 the share price was reduced by NOK 6.661 (in thousand) and the goodwill amount booked in 2017 has been reduced with the same amount in the 2018 financial statements.

On February 1 2018 the group acquired 100% of the shares in North Kingdom Group. North Kingdom is a leading Swedish experience strategic design group with business activities in Sweden and USA. The shares were purchased for NOK 41.853 (in thousand)

On January 12 2018 the group acquired the remaining 70% of the share in Evidence Strategy AB in Sweden. Evidence Strategy is a Swedish management consulting company providing services within positioning and commercial customer orientation. The shares were purchased for NOK 34.154 (in thousand)

On March 12, 2018 the group acquired the remaining 30% shares in Bold Copenhagen A/S. The shares were purchased for NOK 2.221 (in thousand)

In 2019 the Group has acquired 100% of the shares in Proletar AS for NOK 50.150 and the remaining 60% shares in Clay A/S for NOK 10.553.

In June 2020 the Group acquired 100% of the shares in Peregrine AB for NOK 55.820.

In January 2021 the Group acquired 100% of the shares in Oakwood AB for NOK 45.593. In April 2021 the Group acquired 100% of the shares in Unfold AS for NOK 139.300.

In June 2021 the Group acquired 100% of the shares in Axenon AB for NOK 99.782.

In November 2021 the Group acquired 100% of the shares in Agitec AS and Scientia AS for NOK 65.839 and NOK 246.361 respectively.

	Revenue	Net profit
Oakwood AB revenue and net profit, in the period from the date of acquisition until 31 December 2021	23.251	6.103
Oakwood AB estimated revenue and net profit, as if the acquisition had occurred 01 January 2021	25.303	6.949
Unfold AS revenue and net profit, in the period from the date of acquisition until 31 December 2021	42.973	6.780
Unfold AS estimated revenue and net profit, as if the acquisition had occurred 01 January 2021	63.004	12.667
Axenon AB revenue and net profit, in the period from the date of acquisition until 31 December 2021	23.570	3.468
Axenon AB estimated revenue and net profit, as if the acquisition had occurred 01 January 2021	44.044	7.609
Agitec AS revenue and net profit, in the period from the date of acquisition until 31 December 2021	2.700	55
Agitec AS estimated revenue and net profit, as if the acquisition had occurred 01 January 2021	39.120	8.315
Scientia AS revenue and net profit, in the period from the date of acquisition until 31 December 2021	11.121	1.744
Scientia AS estimated revenue and net profit, as if the acquisition had occurred 01 January 2021	144.088	20.646

The business combination was accounted for using the acquisition method. The purchase and the thereto associated proceeds from shares issued was priced at fair value.

(Amounts in NOK 1.000)

	Hello Group A/S		Nansen Group AB	Total 2014	Great Works AB (group)	Åkestat Holst AB (group)	AndCo A/S (group)	Making Waves AS (group)	Anorak AS
	Fair value	Fair value	Fair value	Fair value	Fair value	Fair value	Fair value	Fair value	Fair value
<b>Consideration</b>									
Cash	31.694	74.288	152.600	8.319	55.177	27.659	61.445	0	
Vendor Note	25.412	0	163.662	10.634	53.243	39.165	60.620	0	
Equity instruments	0	0	144.907	10.892	48.419	22.778	42.180	20.638	
<b>Total consideration</b>	<b>57.106</b>	<b>74.288</b>	<b>461.169</b>	<b>29.845</b>	<b>156.839</b>	<b>89.602</b>	<b>164.245</b>	<b>20.638</b>	
<b>Recognised amounts of identifiable assets acquired and liabilities assumed:</b>									
Intangible assets excluding goodwill	18.590	30.935	188.424	13.218	59.700	34.096	70.992	10.416	
Cash acquired	-4.515	-2.150	52.051	8.897	7.346	3.987	30.851	970	
Other assets	15.913	28.932	173.022	10.500	66.054	22.535	68.200	5.733	
Liabilities	-13.136	-15.824	-167.458	-14.937	-54.944	-13.731	-74.427	-9.419	
Deferred tax liabilities (net)	-5.009	-8.210	-34.826	-3.003	-13.482	-7.501	-8.301	-2.039	
<b>Total identifiable net assets and liabilities</b>	<b>10.943</b>	<b>33.683</b>	<b>211.113</b>	<b>14.675</b>	<b>64.674</b>	<b>39.386</b>	<b>86.715</b>	<b>5.663</b>	
Non-controlling interest	0	0	0	0	0	0	0	0	
Goodwill	46.163	40.605	250.056	15.170	92.165	50.216	77.530	14.975	
<b>Total consideration</b>	<b>57.106</b>	<b>74.288</b>	<b>461.169</b>	<b>29.845</b>	<b>156.839</b>	<b>89.602</b>	<b>164.245</b>	<b>20.638</b>	
Date of purchase	10/11/2017	14/01/2016		23/01/2014	23/01/2014	23/01/2014	23/01/2014	16/10/2014	
Interest acquired (%)	100%	100%		100%	100%	100%	100%	100%	



DocuSign Envelope ID: AE92EE69-1159-47A7-8B8E-485B35FF23C4

## The North Alliance Norge AS – 2021 Annual Financial Statements

Consideration	Peregrine AB	Clav A/S	Proletar AS	North Kingdom Group	Evidence	Bold Coh
	Fair value	Fair value	Fair value	Fair value	Fair value	Fair value
Cash	55.620	10.553	50.150	41.853	34.154	2.221
<b>Total consideration</b>	<b>55.620</b>	<b>10.553</b>	<b>50.150</b>	<b>41.853</b>	<b>34.154</b>	<b>2.221</b>
<b>Recognised amounts of identifiable assets acquired and liabilities assumed:</b>						
Intangible assets excluding goodwill	21.861	3.498	20.277	11.587	15.140	6.054
Cash acquired	2.354	1.809	48.403	123	5.314	3.153
Other assets	6.422	2.246	25.357	39.480	3.501	4.535
Liabilities	-4.587	-1.206	-70.942	-45.041	-3.012	-6.011
Deferred tax liabilities (net)	-4.809	-1.514	-4.493	-2.475	-3.240	-2.185
<b>Total identifiable net assets and liabilities</b>	<b>21.241</b>	<b>4.833</b>	<b>18.632</b>	<b>5.654</b>	<b>17.723</b>	<b>5.545</b>
Existing ownership interest	0	0	0	0	-5.312	-3.882
Goodwill	34.379	5.720	31.518	38.199	21.763	557
<b>Total consideration</b>	<b>55.620</b>	<b>10.553</b>	<b>50.150</b>	<b>41.853</b>	<b>34.154</b>	<b>2.221</b>
Date of purchase	24/06/2020	15/05/2019	15/12/2019	01/02/2018	12/01/2018	12/03/2018
Interest acquired (%)	100%	80%	100%	100%	70%	100%
<b>Consideration</b>						
	Oakwood AB	Unfold AS	Axonon AB	Agitec AS	Sciensa AS	
	Fair value	Fair value	Fair value	Fair value	Fair value	
Cash	34.307	89.714	49.892	41.874	168.221	
Vendor Note					0	
Equity instruments	13.033	69.585	49.892	23.965	78.140	
<b>Total consideration</b>	<b>47.340</b>	<b>159.300</b>	<b>99.784</b>	<b>65.839</b>	<b>246.361</b>	
<b>Recognised amounts of identifiable assets acquired and liabilities assumed:</b>						
Research and development costs and IP rights						
Cash acquired	9.837	3.251	8.961	9.492	14.277	
Fixed assets	107	818	0	14	125	
Financial assets						
Trade and other current receivables	4.986	12.374	5.263	5.531	24.483	
Liabilities	-3.731	-10.518	-6.138	-8.417	-26.464	
Deferred tax liabilities (net)						
<b>Total identifiable net assets and liabilities</b>	<b>4.199</b>	<b>5.925</b>	<b>8.087</b>	<b>6.620</b>	<b>12.421</b>	
<b>Excess Value</b>	<b>43.141</b>	<b>153.375</b>	<b>91.696</b>	<b>59.219</b>	<b>233.940</b>	
<b>The allocation of excess value is as follows:</b>						
Order Backlog	7.963	15.237	12.928	6.948	18.317	
Customer relationships	25.557	42.489	39.211	20.173	54.056	
Tradename		11.780	9.434	7.080	16.345	
Deferred tax on excess values	-8.905	-15.291	-12.685	-7.574	-19.650	
Goodwill	14.118	90.150	42.806	22.542	156.272	
<b>Total excess value</b>	<b>41.384</b>	<b>153.375</b>	<b>91.696</b>	<b>59.219</b>	<b>233.940</b>	
Date of purchase	27/01/2021	15/04/2021	23/06/2021	19/11/2021	19/11/2021	
Interest acquired (%)	100%	100%	100%	100%	100%	

## Note 18 – Other operating expenses

(Amounts in NOK 1.000)	2021	2020
<b>Other operating expenses by nature:</b>		
Leasing and costs of premises	13.700	10.290
IT licenses, IT costs and other maintenance expenses	39.765	33.202
Audit-, legal- and other consultancy fees	24.563	26.314
Travel and transportation	5.678	5.645
Marketing expenses	16.462	8.049
Other	9.057	8.008
<b>Total</b>	<b>109.225</b>	<b>91.508</b>

## Note 19 – Other short-term debt

(Amounts in NOK 1.000)	2021	2020
<b>Other short-term debt by nature:</b>		
Deferred income	160.140	124.808
Other accrued expenses, including social security/other employment taxes, public duties and VAT,	327.323	274.751
<b>Total</b>	<b>487.463</b>	<b>399.559</b>



DocuSign Envelope ID: AE92EE69-1159-47A7-8B8E-485B35FF23C4

**N**

2021 Annual Financial Statements  
Parent Company – The North Alliance Norge AS

---

Statement of Income  
Balance Sheet  
Statement of Cash Flows  
Notes to Financial Statements

**A**

**The North Alliance**





**Skattedirektoratet**

Saksbehandler Torstein Kinden Helleland	Deres dato 17.03.2015	Vår dato 24.03.2015
Telefon 22078139	Deres referanse Frederik Zimmer	Vår referanse 2015/279485

THE NORTH ALLIANCE NORGE AS  
c/o Apriore AS Postboks 1952 Vika  
0125 OSLO

**Tillatelse til å utarbeide årsregnskap og årsberetning på engelsk språk for  
The North Alliance Norge AS, org. nr. 912 829 456**

Vi viser til deres brev av 17. mars 2015 der det søkes om dispensasjon fra kravet til å utarbeide årsregnskap og årsberetning på norsk språk for The North Alliance Norge AS.

Skattedirektoratet gir på bakgrunn av en konkret helhetsvurdering The North Alliance Norge AS dispensasjon fra kravet til å utarbeide årsregnskap og årsberetning på norsk språk, jf. regnskapsloven § 3-4 tredje ledd. Dispensasjonen forutsetter at opplysningene som vedtaket baserer seg på ikke endres vesentlig.

Kopi av dette brevet må sendes Regnskapsregisteret i Brønnøysund sammen med årsregnskapet. Det påligger den regnskapspliktige å dokumentere ved dette brev at tillatelsen er gitt.

**Bakgrunn**

The North Alliance AS er et holdingselskap med datterselskaper innenfor reklamebyråer, designbyråer og IT selskaper. The North Alliance har operasjoner i Norge, Sverige, Danmark og Singapore. Selskapet er eiet av to aksjeselskaper. Styret har engelskspråklige medlemmer. Selskapet er finansiert med et børsnotert obligasjonslån hvor all rapportering av regnskapsinformasjon skal gjøres på engelsk. Selskapets virksomhet er internasjonal og arbeidsspråket er engelsk. Alle sentrale aktører og samarbeidspartnere innen denne bransjen behersker og benytter engelsk. En norsk oversettelse vil kun ha til formål å oppfylle regnskapslovens språkkrav.

**Skattedirektoratets vurdering**

Etter regnskapsloven § 3-4 tredje ledd skal "årsregnskapet og årsberetningen ... være på norsk. Departementet kan ved ... enkeltvedtak bestemme at årsregnskapet og/eller årsberetningen kan være på et annet språk."

I Ot. prp. nr. 42 (1997-1998) Om lov om årsregnskap m.v., er det uttalt følgende om regnskapslovens formål, jf. pkt. 1.1:

*"Regjeringen har som siktemål at regnskapsloven skal bidra til informative regnskaper for ulike grupper av regnskapsbrukere. Regnskapsbrukerne er dels investorer og kreditorer som*

Postadresse  
Postboks 9200 Grenland  
0134 Oslo

Besøksadresse:  
Se [www.skatteetaten.no](http://www.skatteetaten.no)  
Org.nr: 096250318  
E-post: [skatteetaten.no/sendepost](mailto:skatteetaten.no/sendepost)

Sentraltbord  
800 80 000  
Telefaks  
22 17 08 60



*tilfører kapital til foretakene, og dels andre grupper som har interesse av å vite hvordan foretaket drives, f.eks. de ansatte og lokalsamfunnet. Informasjonen til kapitalmarkedet skal gi grunnlag for riktig prising av finansielle objekter. Riktig prisdannelse på aksjer er en forutsetning for at ressursbruken i samfunnsøkonomien skal bli best mulig. Gode regnskaper vil også gjøre det vanskeligere for markedsdeltakere å ta ut spekulasjonsgevinster med basis i skjevt fordelt informasjon."*

Det fremgår således at et av hovedformålene med regnskapsloven er å bidra til "informative regnskaper for ulike grupper av regnskapsbrukere". Regnskapsbrukere vil omfatte, jf. uttalelsen i proposisjonen, blant andre investorer, kreditorer, ansatte og lokalsamfunnet.

Det er etter Skattedirektoratets vurdering derfor avgjørende ved vurdering av om dispensasjon fra kravet til å utarbeide årsregnskap og/eller årsberetning på norsk kan gis, at det ikke foreligger mulige brukere av regnskapsinformasjon som blir vesentlig berørt negativt ved en eventuell dispensasjon.

Det er særlig hensynet til brukerne av regnskapsinformasjon som skal vurderes ved en dispensasjonssøknad. I denne vurderingen har Skattedirektoratet lagt særlig vekt på at selskapet er eiet av to aksjeselskaper. Eierkretsen er begrenset. Arbeidsspråket er engelsk. Styret har engelskspråklige medlemmer. Videre er det vektlagt at selskapet driver virksomhet er internasjonal og i en bransje der alle sentrale aktører behersker og benytter engelsk språk.

Vennligst oppgi vår referanse ved henvendelser i saken.

Med hilsen

Rune Tystad  
seniorrådgiver  
Rettsavdelingen, foretaksskatt  
Skattedirektoratet

Torstein Kinden Helleland

*Dokumentet er elektronisk godkjent og har derfor ikke håndskrevne signaturer*



To the General Meeting of The North Alliance Norge AS

## *Independent Auditor's Report*

### *Opinion*

We have audited the financial statements of The North Alliance Norge AS, which comprise:

- The financial statements of the parent company The North Alliance Norge AS (the Company), which comprise the statement of financial position at 31 December 2021, the statement of comprehensive income, statement of changes in equity and statement of cash flows for the year then ended, and notes to the financial statements, including a summary of significant accounting policies, and
- The consolidated financial statements of The North Alliance Norge AS and its subsidiaries (the Group), which comprise the consolidated statement of financial position at 31 December 2021, the consolidated statement of comprehensive income, consolidated statement of changes in equity and consolidated statement of cash flows for the year then ended, and notes to the financial statements, including a summary of significant accounting policies.

In our opinion:

- the financial statements comply with applicable statutory requirements,
- the financial statements give a true and fair view of the financial position of the Company as at 31 December 2021, and its financial performance and its cash flows for the year then ended in accordance with International Financial Reporting Standards as adopted by the EU, and
- the financial statements give a true and fair view of the financial position of the Group as at 31 December 2021, and its financial performance and its cash flows for the year then ended in accordance with International Financial Reporting Standards as adopted by the EU.

### *Basis for Opinion*

We conducted our audit in accordance with International Standards on Auditing (ISAs). Our responsibilities under those standards are further described in the *Auditor's Responsibilities for the Audit of the Financial Statements* section of our report. We are independent of the Company and the Group as required by laws and regulations and the International Ethics Standards Board for Accountants' International Code of Ethics for Professional Accountants (including International Independence Standards) (IESBA Code), and we have fulfilled our other ethical responsibilities in accordance with these requirements. We believe that the audit evidence we have obtained is sufficient and appropriate to provide a basis for our opinion.

PricewaterhouseCoopers AS, Dronning Eufemias gate 71, Postboks 748 Sentrum, NO-0106 Oslo  
T: 02316, org. no.: 987 009 713 MVA, www.pwc.no  
Statsautoriserte revisorer, medlemmer av Den norske Revisorforening og autorisert regnskapsførerselskap



Independent Auditor's Report - The North Alliance Norge AS



---

## *Other Information*

The Board of Directors (management) is responsible for the information in the Board of Directors' report. The other information comprises information in the annual report, but does not include the financial statements and our auditor's report thereon. Our opinion on the financial statements does not cover the information in the Board of Directors' report.

In connection with our audit of the financial statements, our responsibility is to read the Board of Directors' report. The purpose is to consider if there is material inconsistency between the Board of Directors' report and the financial statements or our knowledge obtained in the audit, or whether the Board of Directors' report otherwise appears to be materially misstated. We are required to report if there is a material misstatement in the Board of Directors' report. We have nothing to report in this regard.

Based on our knowledge obtained in the audit, it is our opinion that the Board of Directors' report

- is consistent with the financial statements and
- contains the information required by applicable legal requirements.

---

## *Responsibilities of Management for the Financial Statements*

Management is responsible for the preparation of financial statements that give a true and fair view in accordance with International Financial Reporting Standards as adopted by the EU, and for such internal control as management determines is necessary to enable the preparation of financial statements that are free from material misstatement, whether due to fraud or error.

In preparing the financial statements, management is responsible for assessing the Company's and the Group's ability to continue as a going concern, disclosing, as applicable, matters related to going concern and using the going concern basis of accounting unless management either intends to liquidate the Group or to cease operations, or has no realistic alternative but to do so.

---

## *Auditor's Responsibilities for the Audit of the Financial Statements*

Our objectives are to obtain reasonable assurance about whether the financial statements as a whole are free from material misstatement, whether due to fraud or error, and to issue an auditor's report that includes our opinion. Reasonable assurance is a high level of assurance, but is not a guarantee that an audit conducted in accordance with ISAs will always detect a material misstatement when it exists. Misstatements can arise from fraud or error and are considered material if, individually or in aggregate, they could reasonably be expected to influence the economic decisions of users taken on the basis of these financial statements.

For further description of Auditor's Responsibilities for the Audit of the Financial Statements reference is made to <https://revisorforeningen.no/revisjonsberetninger>

(2)



Independent Auditor's Report - The North Alliance Norge AS



Oslo, 30 June 2022  
**PricewaterhouseCoopers AS**

Øystein Sandvik  
State Authorised Public Accountant

(This document is signed electronically)

(3)



 Securely signed with Brevio

Revisjonsberetning

---

**Signers:**

<b>Name</b>	<b>Method</b>	<b>Date</b>
Sandvik, Øystein Blåka	BANKID_MOBILE	2022-06-30 19:29



**This document package contains:**

- Closing page (this page)
- The original document(s)
- The electronic signatures. These are not visible in the document, but are electronically integrated.



This file is sealed with a digital signature.  
The seal is a guarantee for the authenticity  
of the document.