



ÅRSREGNSKAPET FOR REGNSKAPSÅRET 2024 - GENERELL INFORMASJON

Enheten

Organisasjonsnummer: 987 755 628
Organisasjonsform: Aksjeselskap
Foretaksnavn: NORSPAN LNG IV AS
Forretningsadresse: Smedasundet 40
5529 HAUGESUND

Regnskapsår

Årsregnskapets periode: 01.01.2024 - 31.12.2024

Konsern

Morselskap i konsern: Nei

Regnskapsregler

Regler for små foretak benyttet: Nei
Benyttet ved utarbeidelsen av årsregnskapet til selskapet: Regnskapslovens alminnelige regler

Årsregnskapet fastsatt av kompetent organ

Bekreftet av representant for selskapet: peter opsal
Dato for fastsettelse av årsregnskapet: 30.05.2025

Grunnlag for avgivelse

År 2024: Årsregnskapet er elektronisk innlevert
År 2023: Tall er hentet fra elektronisk innlevert årsregnskap fra 2024

Det er ikke krav til at årsregnskapet m.v. som sendes til Regnskapsregisteret er undertegnet. Kontrollen på at dette er utført ligger hos revisor/enhetens øverste organ. Sikkerheten ivaretas ved at innsender har rolle/rettighet for innsending av årsregnskapet via Altinn, og ved at det bekreftes at årsregnskapet er fastsatt av kompetent organ.

Brønnøysundregistrene, 13.04.2026



Resultatregnskap

| Beløp i: USD | Note | 2024 | 2023 |
|---|------|-------------------|-------------------|
| RESULTATREGNSKAP | | | |
| Inntekter | | | |
| Operating Income | 1 | 26 470 659 | 26 186 075 |
| Commissions | | -79 694 | -78 558 |
| Sum inntekter | | 26 390 965 | 26 107 516 |
| Kostnader | | | |
| Crew-hire | 2 | 2 287 547 | 2 339 458 |
| Ordinary depreciation | 3 | 10 684 016 | 8 138 754 |
| Other operating expenses | 2 | 3 473 705 | 2 817 881 |
| Sum kostnader | | 16 445 268 | 13 296 094 |
| Driftsresultat | | 9 945 697 | 12 811 422 |
| Financial income | 4 | -499 396 | -162 493 |
| Foreign exchange gain/loss | | -60 840 | 266 218 |
| Financial expenses | 4 | 8 934 540 | 9 673 197 |
| Sum finanskostnader | | 8 374 303 | 9 776 922 |
| Netto finans | | -8 374 303 | -9 776 922 |
| Resultat før skattekostnad | | 1 571 394 | 3 034 501 |
| Taxes | 5 | | |
| Årsresultat | | 1 571 394 | 3 034 501 |
| Årsresultat etter minoritetsinteresser | | 1 571 394 | 3 034 501 |
| Totalresultat | | 1 571 394 | 3 034 501 |



Balanse

| Beløp i: USD | Note | 2024 | 2023 |
|--|------|--------------------|--------------------|
| BALANSE - EIENDELER | | | |
| Anleggsmidler | | | |
| Immaterielle eiendeler | | | |
| Varige driftsmidler | | | |
| Vessel | 3 | 142 763 255 | 153 430 169 |
| Sum varige driftsmidler | | 142 763 255 | 153 430 169 |
| Sum anleggsmidler | | 142 763 255 | 153 430 169 |
| Omløpsmidler | | | |
| Varer | | | |
| Inventories | 6 | 199 134 | 199 978 |
| Sum varer | | 199 134 | 199 978 |
| Fordringer | | | |
| Other short-term receivables | | 383 588 | 671 599 |
| Group receivables | | 3 036 543 | 1 619 212 |
| Receivable associated companies | | | 48 622 |
| Sum fordringer | | 3 420 131 | 2 339 433 |
| Bankinnskudd, kontanter og lignende | | | |
| Bank deposits | 7 | 9 117 409 | 7 676 455 |
| Sum bankinnskudd, kontanter og lignende | | 9 117 409 | 7 676 455 |
| Sum omløpsmidler | | 12 736 674 | 10 215 865 |
| SUM EIENDELER | | 155 499 930 | 163 646 034 |
| BALANSE - EGENKAPITAL OG GJELD | | | |
| Egenkapital | | | |
| Innskutt egenkapital | | | |
| Sharecapital | | 9 862 539 | 9 862 539 |
| Overkurs | | 23 954 841 | 23 954 841 |



Balanse

| Beløp i: USD | Note | 2024 | 2023 |
|-----------------------------------|-------------|--------------------|--------------------|
| Annen innskutt egenkapital | | 3 267 258 | 3 267 258 |
| Sum innskutt egenkapital | | 37 084 637 | 37 084 637 |
| Opptjent egenkapital | | | |
| Other equity | | 1 811 169 | 3 276 318 |
| Sum opptjent egenkapital | | 1 811 169 | 3 276 318 |
| Sum egenkapital | 8, 9 | 38 895 806 | 40 360 955 |
| Gjeld | | | |
| Langsiktig gjeld | | | |
| Annen langsiktig gjeld | | | |
| Gjeld til kredittinstitusjoner | 10 | 108 453 189 | 116 993 828 |
| Sum annen langsiktig gjeld | | 108 453 189 | 116 993 828 |
| Sum langsiktig gjeld | | 108 453 189 | 116 993 828 |
| Kortsiktig gjeld | | | |
| Sertifikatlån | | 3 036 543 | 1 619 212 |
| Leverandørgjeld | | 1 837 874 | 1 689 843 |
| Accrued interest | | 592 707 | 619 045 |
| Other current liabilities | | 2 683 811 | 2 363 152 |
| Sum kortsiktig gjeld | | 8 150 935 | 6 291 252 |
| Sum gjeld | | 116 604 124 | 123 285 080 |
| SUM EGENKAPITAL OG GJELD | | 155 499 930 | 163 646 034 |



Skattedirektoratet

Saksbehandler
Jan Hoelstad

Deres dato
28.10.2009

Vår dato
02.06.2010

Telefon
22077325

Deres referanse
Jørn Knutsen

Vår referanse
2009/867030

Ernst & Young AS
Postboks 6163 Postterminalen
5892 Bergen

Søknad om tillatelse til å unnlate å utarbeide årsregnskap og årsberetning på norsk språk

Det vises til Deres søknad av 28. oktober 2009 samt telefonsamtaler 12. desember 2009 og 31. mai 2010 i sakens anledning. De søker om dispensasjon fra kravet til å utarbeide årsregnskap og årsberetning på norsk språk for følgende selskaper:

- Norspan LNG AS org. nr: 981 146 131
- Norspan LNG II AS org. nr: 982 786 126
- Norspan LNG III AS org. nr: 986 860 045
- Norspan LNG IV AS org. nr: 987 755 628
- Norspan LNG V AS org. nr: 989 970 690
- Norspan LNG VI AS org. nr: 990 224 366
- Norspan LNG VII AS org. nr: 990 911 053
- Norspan LNG VIII AS org. nr: 991 817 603

Bakgrunn:

Selskapene er eid av de tre norske selskapene TS Shipping Invest AS, Umoe Shipping & Energy AS og Gas Maroil AS. Bak sistnevnte selskap står det spanske eierinteresser. Eierandelen mellom de tre aksjonærene er noe forskjellig for de ulike Norspan selskapene. Både eierne og selskapene det søkes dispensasjon for, driver alle innen internasjonal shipping. Selskapene har engelsk som arbeids og rapporteringsspråk. Selskapenes virksomhet er finansiert gjennom flere norske og internasjonale banker. Eitersom finansieringen i all hovedsak gjøres via syndikerte banklån, er det et krav fra bankene at regnskapet oversettes til engelsk språk.

Selskapene må derfor i dag utarbeide alle regnskaper både på norsk og engelsk. Denne praksisen innebærer en vesentlig kostnad uten at man ser noen synlig nytte av den norske versjonen. Det søkes derfor om dispensasjon.

Skattedirektoratets vurdering og konklusjon

Etter regnskapsloven § 3-4 tredje ledd skal "årsregnskapet og årsberetningen ... være på norsk. Departementet kan ved ... enkeltvedtak bestemme at årsregnskapet og/eller årsberetningen kan være på et annet språk."

I Ot. prp. nr. 42 (1997-1998) Om lov om årsregnskap m.v., er det uttalt følgende om regnskapslovens formål, jf. pkt. 1.1:

"Regjeringen har som siktemål at regnskapsloven skal bidra til informative regnskaper for ulike grupper av

Postadresse

Postboks 9200 Grønland
0134 Oslo

skattedirektoratet@skatteetaten.no

Besøksadresse

Fredrik Selmers vei 4
Org. nr: 974761076

Sentralbord

800 80 000
Telefaks

22 17 08 60



regnskapsbrukere. Regnskapsbrukerne er dels investorer og kreditorer som tilfører kapital til foretakene, og dels andre grupper som har interesse av å vite hvordan foretaket drives, f.eks. de ansatte og lokalsamfunnet. Informasjonen til kapitalmarkedet skal gi grunnlag for riktig prising av finansielle objekter. Riktig prisdannelse på aksjer er en forutsetning for at ressursbruken i samfunnsøkonomien skal bli best mulig. Gode regnskaper vil også gjøre det vanskeligere for markedsdeltakere å ta ut spekulasjonsgevinster med basis i skjevt fordelt informasjon."

Det fremgår således at et av hovedformålene med regnskapsloven er å bidra til "informative regnskaper for ulike grupper av regnskapsbrukere". Regnskapsbrukere vil omfatte, jf. uttalelsen i proposisjonen, blant andre investorer, kreditorer, ansatte og lokalsamfunnet. Offentlige myndigheter må også anses som en sentral regnskapsbruker, idet ulike myndigheter, som lignings- og tilsynsmyndigheter, benytter regnskapene som et verktøy i sin kontrollvirksomhet.

Det er etter Skattedirektoratets vurdering derfor avgjørende ved vurdering av om dispensasjon fra kravet til å utarbeide årsregnskap og/eller årsberetning på norsk, at det ikke foreligger mulige brukere av regnskapsinformasjon som blir negativt berørt ved en eventuell dispensasjon.

Som nevnt ovenfor er det særlig hensynet til brukerne av regnskapsinformasjon som skal vurderes ved en dispensasjonssøknad. Det framgår av søknaden at selskapenes aksjer eies av et begrenset antall aksjonærer som foretrekker årsregnskap og årsberetning på engelsk. Selskapene opererer innen en bransje med sterk internasjonal karakter og arbeidsspråket er engelsk. Finansieringen hentes fra profesjonelle institusjoner som etterspør engelsk versjon av årsregnskapet og årsberetning. Alle sentrale aktører innen de bransjer selskapene driver, antas å måtte beherske og benytte engelsk språk.

Skattedirektoratet gir på bakgrunn av en helhetsvurdering de overnevnte navngitte søkere dispensasjon fra kravet til å utarbeide årsregnskap og årsberetning på norsk språk, jf. regnskapsloven § 3-4 tredje ledd.

Dispensasjonen forutsetter at engelsk språk benyttes i stedet ved utarbeidelsen, og at øvrige opplysninger som vedtaket baserer seg på, heller ikke endres vesentlig. Dette inkluderer blant annet en forutsetning om at alle aksjonærer også i fortsettelsen er enige i at årsregnskap og årsberetning ikke ønskes utarbeidet på norsk.

Vennligst oppgi vår referanse ved henvendelser i anledning saken.

Med hilsen

Inger Johanne Stolt-Nielsen
underdirektør
Rettsavdelingen, foretaksskatt
Skattedirektoratet

Jan Høelstad



NORSPAN LNG IV AS

ANNUAL REPORT

2024



LNG/C "SESTAO KNUTSEN"



NORSPAN LNG IV AS

REPORT OF THE BOARD OF DIRECTORS 2024

Norspan LNG IV AS owns LNG/C Sestao Knutsen, a 138.000 m³ LNG vessel, which was delivered in 2007.

The company has no employees. Knutsen OAS Shipping in Haugesund is the company's manager and manages and operates the vessel in accordance to a management agreement. Norspan LNG IV AS hires crew from Knutsen OAS Espana S.L.

The company's vessel has from delivery operated on a fixed 25-year time charter contract for the transportation of liquefied natural gas (LNG) for the Spanish energy companies Repsol and Gas Natural. The Royal Dutch Shell Group (Shell) finalized in 2014 the acquisition of Repsol's interests in the LNG sector including their 50% interest in the time charter for Sestao Knutsen and the time charter previously with Repsol was novated to Shell. Shell at the same time agreed to assume Gas Natural's interest in the time charter and took over as sole charterer for Sestao Knutsen.

The Board of Directors and the manager are satisfied with the operation of the vessel in 2024.

Result for the year

Norspan LNG IV AS had an operating result of USD 9 945 697 (USD 12 811 422 in 2023). After net financial expenses of USD 8 374 303 (USD 9 776 922 in 2023), the result for the year was 1 571 394 USD (USD 3 034 501 in 2023).

The Board of Directors suggests the result for the year to be transferred to other equity.

Net cash flow from operating activities in the company was USD 11 752 841 (USD 6 306 497 in 2023).

The liquidity balance was USD 9 117 409 as at 31.12.2024 (USD 7 676 455 as at 31.12.2023). The Company's ability to finance its own investment is good.

The company's current debt relative to total debt was 7,0 % compared to 5,1 % as of 31.12.2023. The financial position is satisfactory, and the company can as of 31.12.2024 repay current debt with its most liquid assets (current assets-inventories).

The total capital was by year end USD 155 499 930 compared to USD 163 646 034 from the previous year. The equity was USD 38 895 806 as per 31.12.2024 and 40 360 955 in 31.12.2023.

The Company is exposed to fluctuations in exchange rates, with income in USD while a portion of the Company's expenses are in foreign currencies other than USD. However, the risk is reduced since the majority of the Company's expenses related to operating and financing expenses are denominated in USD. The Company has entered into forward contracts in order to reduce the Company's exchange rate risk thus the market risk related to the operation.



The financial accounts are settled on the assumption of a going concern. The board confirms the assumption of a going concern.

High operational standards

The requirements for safe and environmentally friendly operation of the vessel are increasing, and both the Company and the manager Knutsen OAS Shipping emphasize operational quality. The manager is ISO 9001, ISO 14001 and ISO 45001 certified and establishes each year Key Performance Indicators (KPIs) for improved safety and environmental operation.

LNG/c Sestao Knutsen is a vessel with high technical standard. The Company and the manager allocate considerable resources to quality control, and there are strict requirements to safety and the operational systems of the vessel.

Knutsen OAS Shipping has a policy to minimize pollution to air and sea from the operations and has established a continuous program to improve environmental impact from the operations. The Board of Directors considers the working conditions as satisfactory. All certificates are valid and Sestao Knutsen is certified in accordance with both the ISM and ISPS codes.

There have not been taken out any board of directors' liability insurance.


The company and the other companies in the Norwegian part of the group regularly carries out risk-based due diligence assessments in accordance with the obligations pursuant to the Act relating to enterprises' transparency and work on fundamental human rights and decent working conditions (LOV-2021-06-18-99) section 4. The due diligence assessments cover the operations in the company. The account for these due diligence assessments and other obligations pursuant to the Act's section 5 are included in a report that could be found here www.knutsenoas.com and the report is updated minimum one time per year



Future prospects

LNG/C Sestao Knutsen is on a long-term contract with a first-class charterer. The Board of Directors has every reason to believe that 2025 will be a satisfactory year for the company.

Haugesund, 13 February 2025



Synnøve Seglem
Chairman



Junya Omoto
Board member



Norspan LNG IV AS

Profit & Loss Account

Numbers in USD

| | <u>Note</u> | <u>2024</u> | <u>2023</u> |
|---|-------------|-------------------|-------------------|
| <u>Operating Income</u> | | | |
| Operating Income | 1 | 26 470 659 | 26 186 075 |
| Commissions | | -79 694 | -78 558 |
| <i>Total Operating income</i> | | <u>26 390 965</u> | <u>26 107 516</u> |
| <u>Operating Expenses</u> | | | |
| Crew-hire | 2 | 2 287 547 | 2 339 458 |
| Other operating expenses | 2 | 3 473 705 | 2 817 881 |
| <i>Total Operating Expenses</i> | | <u>5 761 252</u> | <u>5 157 340</u> |
| <i>Operating result before depreciation</i> | | <u>20 629 713</u> | <u>20 950 176</u> |
| Ordinary depreciation | 3 | 10 684 016 | 8 138 754 |
| <i>Total depreciation and write-down</i> | | <u>10 684 016</u> | <u>8 138 754</u> |
| <i>Operating Result</i> | | <u>9 945 697</u> | <u>12 811 422</u> |
| <u>Financial Income and Expenses</u> | | | |
| Financial income | 4 | 499 396 | 162 493 |
| Foreign exchange gain/loss | | 60 840 | -266 218 |
| Financial expenses | 4 | -8 934 540 | -9 673 197 |
| <i>Net Financial Items</i> | | <u>-8 374 303</u> | <u>-9 776 922</u> |
| <i>Result before taxes</i> | | <u>1 571 394</u> | <u>3 034 501</u> |
| Taxes | 5 | 0 | 0 |
| <i>Result for the year</i> | | <u>1 571 394</u> | <u>3 034 501</u> |



Norspan LNG IV AS
Balance Sheet as of 31. December

Numbers in USD


| <u>Assets</u> | <u>Note</u> | 2024 | 2023 |
|---------------------------------|-------------|--------------------|--------------------|
| <u>Fixed Assets</u> | | | |
| Vessel | 3 | 142 763 255 | 153 430 169 |
| <i>Total Fixed Assets</i> | | <u>142 763 255</u> | <u>153 430 169</u> |
| <u>Current Assets</u> | | | |
| Inventories | 6 | 199 134 | 199 978 |
| Other short-term receivables | | 383 588 | 671 599 |
| Group receivables | | 3 036 543 | 1 619 212 |
| Receivable associated companies | | 0 | 48 622 |
| Bank deposits | 7 | 9 117 409 | 7 676 455 |
| <i>Total Current Assets</i> | | <u>12 736 674</u> | <u>10 215 865</u> |
| TOTAL ASSETS | | <u>155 499 930</u> | <u>163 646 034</u> |




Norspan LNG IV AS
Balance Sheet as of 31. December

| <u>Shareholders Equity and Liabilities</u> | <u>Note</u> | 2024 | 2023 |
|---|-------------|--------------------|--------------------|
| Equity | | | |
| Sharecapital | | 9 862 539 | 9 862 539 |
| Share premium | | 23 954 841 | 23 954 841 |
| Other paid-up equity | | 3 267 258 | 3 267 258 |
| <i>Total capital paid-in</i> | | <u>37 084 637</u> | <u>37 084 637</u> |
| Other equity | | 1 811 169 | 3 276 318 |
| <i>Total Shareholders' Equity</i> | 8, 9 | <u>38 895 806</u> | <u>40 360 955</u> |
| Long Term Debt | | | |
| Mortgage debt | 10 | 108 453 189 | 116 993 828 |
| <i>Total Long Term Debt</i> | | <u>108 453 189</u> | <u>116 993 828</u> |
| Current Liabilities | | | |
| Group contribution | | 3 036 543 | 1 619 212 |
| Trade payables | | 1 837 874 | 1 689 843 |
| Accrued interest | | 592 707 | 619 045 |
| Other current liabilities | | 2 683 811 | 2 363 152 |
| <i>Total Current Liabilities</i> | | <u>8 150 935</u> | <u>6 291 252</u> |
| SHAREHOLDERS' EQUITY AND LIABILITIES | | <u>155 499 930</u> | <u>163 646 034</u> |

Haugesund, 13 February 2025


Synnøve Seglem
Chairman of the board


Junya Omoto
Member of the board



NORSPAN LNG IV AS

The cash flow statement is presented using the indirect method of NRS. The liquidity balance is defined as the sum of cash, bank deposits and other short term liquid deposits.

CASHFLOW STATEMENT

| Numbers in USD: | 2024 | 2023 |
|------------------------------------|--------------------|-------------------|
| Total generated from operations 1) | 12 390 344 | 11 307 820 |
| Change in working capital | <u>-637 503</u> | <u>-5 001 323</u> |
| Net cashflow from operations | <u>11 752 841</u> | <u>6 306 497</u> |
| Invested in vessel | 0 | 0 |
| Dry-docking | -17 102 | 12 077 |
| Net cashflow from investments | <u>-17 102</u> | <u>12 077</u> |
| Repayment mortgage debt | -8 675 573 | -7 255 441 |
| Group contribution | -1 619 212 | 3 267 258 |
| Paid dividend | | |
| Net cashflow from financing | <u>-10 294 785</u> | <u>-3 988 183</u> |
| Net cashflow for the year | 1 440 954 | 2 330 391 |
| + Cash balance per 1.1 | <u>7 676 455</u> | <u>5 346 064</u> |
| = Cash Balance per 31.12. | <u>9 117 409</u> | <u>7 676 455</u> |

1) Generated from operations:

| | | |
|-----------------------------------|-------------------|-------------------|
| Result before tax | 1 571 394 | 3 034 501 |
| + Ordinary depreciation | 10 684 016 | 8 138 754 |
| + Amortization debt issuance cost | <u>134 934</u> | <u>134 565</u> |
| = Total generated from operations | <u>12 390 344</u> | <u>11 307 820</u> |



Norspan LNG IV AS

Notes to the Financial Statement 31.12.2024

Accounting Principles

The financial statements have been prepared in accordance with the Norwegian Accounting Act and generally accepted accounting principles in Norway.

Going concern

The financial accounts are made on a going concern basis. The Board of Directors confirms the conditions for continued operation. The Board of Directors is of the opinion that the financial statements give a true and fair reflection of the company's assets and liabilities as well as financial strength and profitability.

Transactions in Foreign Currency

Income and expenditure in foreign currency are converted with the exchange rate at the time of the transaction. All current assets and current liabilities in foreign currency are registered at the rate of exchange as per 31.12. Realized foreign exchange gain and loss are registered as financial items

Related party transactions

The Company has undertaken several agreements and transactions with group companies and/or related parties. The level of fees are based on market terms and are in accordance with the arm's length principle. Ship management fee includes services like technical management, crewing management, IT and energy management.

1 Contracts

The vessel Sestao Knutsen was delivered in 29 November 2017, and entered into a 25 year time charter contract with the energy company Repsol YPF/ Gas Natural.

The income from the time charter contract is recorded in profit and loss on a straight line basis over the lease term

2 Employees and remuneration

The company has no employees and thereby no pension liabilities (under the new OTP regulation). Knutsen OAS Shipping AS manages the Company in accordance with a separate management agreement. Knutsen OAS Shipping AS is crewing manager for the Company and hires the crew from related crewing companies with separate crewing agreements.

The company have not paid salary or any other remuneration, nor given any loan or guarantees to any leading person or board members during the year.

Auditors remuneration (excl. VAT):

| | 2024 | 2023 |
|------------------------------|-------|-------|
| Audit | 6 761 | 6 528 |
| Tax advice | 0 | 0 |
| Other services besides audit | 0 | 0 |
| | 6 761 | 6 528 |



1 571 394

3 Fixed Assets

Yard instalments paid on newbuildings and vessels under conversion are gradually recorded as fixed assets as the instalments are paid. All costs regarding construction supervision, construction financing (including building loan interest, arrangement fees, provision of guarantees), additions and upgrading beyond the yard contract regarding the individual contract and other expenses related to the construction or conversion of the vessel are recorded on the fixed asset under construction/conversion.

The total cost of the vessel is capitalised at delivery and depreciated linearly to estimated net sales price at the end of estimated economic life. Due to prevailing longer-term market trends, the normal economic life of LNG steam vessel has, from the 1st of January 2022, been updated from an estimation of 40 years to an estimate of 35 years from delivery as newbuilding and from 1st January 2024 we use 30 years. We use extended life or reduced life if there are commercial or technical indications that the 30 year profile for that specific entity is not correct, i.e. fixed charter contracts above 35 year age, commercial restrictions or technical conditions or - requirements. Equipment or part of the vessels with a material cost or specific use that have another estimated

Dry-docking expenses, in connection with certificate renewal and class of the vessel, are capitalised and expensed over the period till the next class renewal with dry-docking. This is in line with the depreciation plan of the vessel, and takes into account that the vessel is classified to operate for an additional period. Dry-docking is carried out every 5th year for vessels. In the case of a newbuilding, a portion of the total cost of the vessel equal to the dry-docking cost is capitalised. Actual expenses related to repair and maintenance of the vessel are expensed when the work is executed.

| <u>Vessel</u> | <u>2024</u> | <u>2023</u> |
|--|-------------|-------------|
| Historical value 01.01. | 249 969 252 | 249 969 252 |
| Accumulated depreciation and impairment 01.01. | 100 498 124 | 93 417 400 |
| Book value 01.01. | 149 471 128 | 156 551 852 |
| Additions | 0 | |
| Annual depreciation | 9 624 000 | 7 080 724 |
| Impairment | 0 | 0 |
| Disposals depreciation and impairment | 0 | 0 |
| Book value 31.12. | 139 847 128 | 149 471 128 |

The company changed in 2022 the useful life estimate for LNG/c Sestao Knutsen from 40 years to 35 years due to prevailing longer-term market trends, and the company changed in 2024 the useful life estimat from 35 years to 30 years. The company updated at the same time the estimated net sales price at the end of estimated life from NOK 0 at 40 years to estimated net sales price at end of the new estimated end of life.

| <u>Dry-docking</u> | <u>2024</u> | <u>2023</u> |
|--|-------------|-------------|
| Historical value 01.01. | 8 623 727 | 8 635 804 |
| Accumulated depreciation and impairment 01.01. | 4 664 687 | 3 606 657 |
| Capitalised dry-docking 01.01. | 3 959 040 | 5 029 147 |
| Additions - capitalised dry-docking | 17 102 | -12 077 |
| Annual depreciation | 1 060 016 | 1 058 030 |
| Book value 31.12. | 2 916 126 | 3 959 040 |
| Total book value vessel 31.12. | 142 763 255 | 153 430 169 |



4 Financial Income and -Expenses

| | <u>2024</u> | <u>2023</u> |
|---------------------------------------|------------------|------------------|
| Financial Income: | | |
| Interest income from group companies | 244 968 | 0 |
| Other interest income | 254 429 | 162 493 |
| Total financial income | <u>499 396</u> | <u>162 493</u> |
| Financial expenses: | | |
| Interest expenses to group companies | 0 | 110 802 |
| Interest expenses | 8 542 048 | 9 185 733 |
| Financial expenses to related parties | 100 000 | 100 000 |
| Other financial expenses | 292 491 | 276 662 |
| Total financial expenses | <u>8 934 540</u> | <u>9 673 197</u> |

5 Tax

The company qualify for and have elected to be taxed based on the Norwegian tonnage tax regime.

In the tonnage tax regime, the company pay no tax on qualifying operational result and part of the net financial related to the ownership of the vessel, but pay an annual tax set annually by the parliament related to the tonnage owned by the company. The limited part of the profit that is taxable are taxed under the standard Norwegian company tax that for the accounting period is 22%. Tonnage taxed companies will also have to pay a calculated tax on the equity if the equity exceed 70% of total capital.

We classify the tonnage tax as an operating expense.

Tonnage tax

Specification on the temporary differences:

| | <u>31.12.24</u> | <u>Change</u> | <u>31.12.23</u> |
|-------------------------|--------------------|----------------|--------------------|
| Interest rate swaps | 11 397 258 | 2 851 814 | 14 249 072 |
| Loss carried forward | -37 302 029 | -2 654 286 | -39 956 315 |
| Temporary differences | <u>-25 904 771</u> | <u>197 528</u> | <u>-25 707 243</u> |
| Calculated deferred tax | 5 699 050 | -43 456 | 5 655 593 |
| Deferred tax in balance | <u>0</u> | <u>0</u> | <u>0</u> |

Deferred tax assets related to losses carried forward are only recognized to the extent that there is convincing evidence that these will be utilized in the future.

Tax cost

| | <u>2024</u> | <u>2023</u> |
|---|-------------------|-------------------|
| Net financial Items | -8 374 303 | -9 776 922 |
| Currency effect on profit/loss before tax | -806 318 | -1 719 069 |
| Non-taxable currency gain | 982 149 | 1 263 228 |
| Dividende DNK | 0 | 0 |
| Deductable interest | 5 426 161 | 6 757 937 |
| Change interest rate swaps | 1 424 657 | 1 583 230 |
| Taxable income before loss carried forward | <u>-1 347 654</u> | <u>-1 891 596</u> |
| Currency effect on loss carried forward | -4 001 940 | -1 136 954 |
| Loss carried forward | <u>-2 654 286</u> | <u>754 641</u> |
| Taxable income | <u>0</u> | <u>0</u> |
| Tax payable | 0 | 0 |
| Change deferred tax/(tax benefit) | 0 | 0 |
| Tax calculated | <u>0</u> | <u>0</u> |
| Tonnage tax expenses under operating expenses | <u>11 198</u> | <u>12 484</u> |



6 Inventories

Inventories refer to lube oil as per 31.12. are: 199 134

7 Bank deposits

The company doesn't have restricted bank funds per 31.12. except for a debt service retention account and dry-dock resere account with balance of USD 2 745 496.

8 Equity

Specification of the equity per 31.12.

| | Share capital | Share premium | Additional paid-in capital | Other equity | Total equity |
|---|------------------|------------------|-------------------------------|--------------|-----------------|
| Equity 01.01. | 9 862 539 | 23 954 841 | 3 267 258 | 3 276 318 | 40 360 955 |
| Result for the year | 0 | 0 | 0 | 1 571 394 | 1 571 394 |
| Group contribution provision at year end | 0 | 0 | | -3 036 543 | -3 036 543 |
| Equity 31.12. | 9 862 539 | 23 954 841 | 3 267 258 | 1 811 169 | 38 895 806 |

The company's share capital consists of 100 shares of NOK 800 000, with equal rights.

The company is a wholly owned subsidiary of Knutsen NYK LNG Holding AS. Financial statements for the group can be obtained at company's registered office, Smedasundet 40, 5529 Haugesund.

9 Shares Owned by Board Members and Affiliates

Trygve Seglem controls TS Shipping Invest AS, which owns 50 % of the parent company Knutsen NYK LNG Holding AS.



10 Mortgage Debt and Financial Instruments

| | | <u>2024</u> | <u>2023</u> |
|---------------------------------------|-----|--------------------|--------------------|
| Mortgage debt | USD | 109 525 288 | 118 200 861 |
| Debt issuance cost | | -1 072 099 | -1 207 033 |
| Liabilities to financial institutions | | <u>108 453 189</u> | <u>116 993 828</u> |

The Company's mortgage debt was refinanced in 2019, the new mortgage debt in 2019 is a fix interest loan. The company has entered into new interest rate swaps to convert a portion of the debt to a floating interest rate until 2032 so the interest rate swaps are keep of balance. Mark to market gain/loss on interest swaps have not been taken into account with loss USD 7 478 769 (loss of USD 9 402 345 in 2023). TS Shipping Invest AS has guaranteed all the swaps.

The current portion of the mortgage debt is USD 9 205 431 (USD 8 675 573 in 2023) Deferred debt issuance costs is capitalized with USD 1 072 099 (USD 1 207 033 in 2023). The current portion is USD 134 565 (USD 134 934 in 2023)

Security for the loan is made through a first priority mortgage in the vessel and assignment of income. Book value of mortgaged assets is USD 145 million.

Estimated outstanding debt pr 31.12.2029 is USD 59 million. The debt is to be refinanced in 2032.

The company has aimed to reduce the market risk by entering financial contracts. The company has entered long term freight contracts in USD, with the intention of having income, vessel investment and loans in the same currency in order to minimize the effects of exchange rate fluctuations. The company has entered interest rate contracts for the entire loan in order to reduce the uncertainty of the floating interest rates. Hedge accounting has been applied for interest rate swap contracts - cash flow hedge. Fixed rate interest rate swaps are used as hedging instrument. The profit and loss impact of the hedging instrument is presented together with the hedged risk. This implies that realized gains/-losses on the interest rate swaps are presented as an reduction/increase of Interest expenses.

Future interest payments on the floating rate liabilities to financial institutions exceed the interest rate swaps notional amounts at the balance sheet date. Therefore it is not recognized mark to market gains/losses on fixed



Shape the future
with confidence

Statsautoriserte revisorer
Ernst & Young AS

Thormøhlens gate 53 D, 5006 Bergen
Postboks 6163, 5892 Bergen

Foretaksregisteret: NO 976 389 387 MVA
Tlf: +47 24 00 24 00

www.ey.no
Medlemmer av Den norske Revisorforening

To Annual Shareholders' Meeting of Norspan LNG IV AS

INDEPENDENT AUDITOR'S REPORT

Opinion

We have audited the financial statements of Norspan LNG IV AS (the Company), which comprise the balance sheet as at 31 December 2024, the profit & loss account and the cashflow statement for the year then ended and notes to the financial statements, including a summary of significant accounting policies.

In our opinion

- the financial statements comply with applicable applicable statutory requirements, and
- the financial statements give a true and fair view of the financial position of the Company as at 31 December 2024 and its financial performance and cash flows for the year then ended in accordance with the Norwegian Accounting Act and accounting standards and practices generally accepted in Norway.

Basis for opinion

We conducted our audit in accordance with International Standards on Auditing (ISAs). Our responsibilities under those standards are further described in the *Auditor's responsibilities for the audit of the financial statements* section of our report. We are independent of the Company in accordance with the requirements of the relevant laws and regulations in Norway and the International Ethics Standards Board for Accountants' *International Code of Ethics for Professional Accountants (including International Independence Standards)* (IESBA Code), and we have fulfilled our other ethical responsibilities in accordance with these requirements. We believe that the audit evidence we have obtained is sufficient and appropriate to provide a basis for our opinion.

Other information

The Board of Directors (management) is responsible for the information in the Board of Directors' report. Our opinion on the financial statements does not cover the information in the Board of Directors' report.

In connection with our audit of the financial statements, our responsibility is to read the information in the Board of Directors' report. The purpose is to consider if there is material inconsistency between the information in the Board of Directors' report and the financial statements or our knowledge obtained in the audit, or otherwise the information in the Board of Directors' report otherwise appears to be materially misstated. We are required to report that fact if there is a material misstatement in the Board of Directors' report. We have nothing to report in this regard.

Based on our knowledge obtained in the audit, it is our opinion that the Board of Directors' report

- is consistent with the financial statements and
- contains the information required by applicable statutory requirements

Responsibilities of management for the financial statements

Management (the board of directors) is responsible for the preparation of the financial statements that give a true and fair view in accordance with the Norwegian Accounting Act and accounting standards and practices generally accepted in Norway, and for such internal control as management determines is necessary to enable the preparation of financial statements that are free from material misstatement, whether due to fraud or error.



**Shape the future
with confidence**

In preparing the financial statements, management is responsible for assessing the Company's ability to continue as a going concern, disclosing, as applicable, matters related to going concern and using the going concern basis of accounting unless management either intends to liquidate the Company or to cease operations, or has no realistic alternative but to do so.

Auditor's responsibilities for the audit of the financial statements

Our objectives are to obtain reasonable assurance about whether the financial statements as a whole are free from material misstatement, whether due to fraud or error, and to issue an auditor's report that includes our opinion. Reasonable assurance is a high level of assurance, but is not a guarantee that an audit conducted in accordance with ISAs will always detect a material misstatement when it exists.

Misstatements can arise from fraud or error and are considered material if, individually or in the aggregate, they could reasonably be expected to influence the economic decisions of users taken on the basis of these financial statements.

As part of an audit in accordance with ISAs, we exercise professional judgment and maintain professional scepticism throughout the audit. We also:

- Identify and assess the risks of material misstatement of the financial statements, whether due to fraud or error, design and perform audit procedures responsive to those risks, and obtain audit evidence that is sufficient and appropriate to provide a basis for our opinion. The risk of not detecting a material misstatement resulting from fraud is higher than for one resulting from error, as fraud may involve collusion, forgery, intentional omissions, misrepresentations, or the override of internal control.
- Obtain an understanding of internal control relevant to the audit in order to design audit procedures that are appropriate in the circumstances, but not for the purpose of expressing an opinion on the effectiveness of the Company's internal control.
- Evaluate the appropriateness of accounting policies used and the reasonableness of accounting estimates and related disclosures made by management.
- Conclude on the appropriateness of management's use of the going concern basis of accounting and, based on the audit evidence obtained, whether a material uncertainty exists related to events or conditions that may cast significant doubt on the Company's ability to continue as a going concern. If we conclude that a material uncertainty exists, we are required to draw attention in our auditor's report to the related disclosures in the financial statements or, if such disclosures are inadequate, to modify our opinion. Our conclusions are based on the audit evidence obtained up to the date of our auditor's report. However, future events or conditions may cause the Company to cease to continue as a going concern.
- Evaluate the overall presentation, structure and content of the financial statements, including the disclosures, and whether the financial statements represent the underlying transactions and events in a manner that achieves fair presentation.

We communicate with the board of directors regarding, among other matters, the planned scope and timing of the audit and significant audit findings, including any significant deficiencies in internal control that we identify during our audit.

Bergen, 20 March 2025
ERNST & YOUNG AS

The auditor's report is signed electronically

Trine Hansen Bjerkvik
State Authorised Public Accountant (Norway)

Independent auditor's report - Norspan LNG IV AS 2024

A member firm of Ernst & Young Global Limited

Penneo Dokumentnøkkel: 6EJD3-GIW78-TTV04-FHX9S-7K3OJ-7K03T



PENNEO

Signaturene i dette dokumentet er juridisk bindende. Dokument signert med "Penneo™ - sikker digital signatur". De signerende parter sin identitet er registrert, og er listet nedenfor.

"Med min signatur bekrefter jeg alle datoer og innholdet i dette dokument."

BJERKVIK, TRINE HANSEN

Statsautorisert revisor

På vegne av: Ernst & Young AS

Serienummer: no_bankid:9578-5990-4-2269617

IP: 147.161.xxx.xxx

2025-03-20 21:19:04 UTC



Penneo Dokumentnøkkel: 6EJD3-GIWT8-TTV04-FHX9S-7K3OJ-7K03T

Dette dokumentet er signert digitalt via **Penneo.com**. De signerte dataene er validert ved hjelp av den matematiske hashverdien av det originale dokumentet. All kryptografisk bevisføring er innebygd i denne PDF-en for fremtidig validering.

Dette dokumentet er forseglet med et kvalifisert elektronisk segl ved bruk av et sertifikat og et tidsstempel fra en kvalifisert tillitstjenesteleverandør.

Slik kan du bekrefte at dokumentet er originalt

Når du åpner dokumentet i Adobe Reader, kan du se at det er sertifisert av **Penneo AS**. Dette beviser at innholdet i dokumentet ikke har blitt endret siden tidspunktet for signeringen. Bevis for de individuelle signatørens digitale signaturer er vedlagt dokumentet.

Du kan bekrefte de kryptografiske bevisene ved hjelp av Penneos validator, <https://penneo.com/validator>, eller andre valideringsverktøy for digitale signaturer.