Brønnøysundregistrene

# ÅRSREGNSKAPET FOR REGNSKAPSÅRET 2023 - GENERELL INFORMASJON

**Enheten**

| | |
|---|---|
| Organisasjonsnummer: | 987 989 297 |
| Organisasjonsform: | Allmennaksjeselskap |
| Foretaksnavn: | BLUENORD ASA |
| Forretningsadresse: | Nedre Vollgate 3<br>0158 OSLO |

**Regnskapsår**

| | |
|---|---|
| Årsregnskapets periode: | 01.01.2023 - 31.12.2023 |

**Konsern**

| | |
|---|---|
| Morselskap i konsern: | Ja |
| Konsernregnskap lagt ved: | Ja |

**Regnskapsregler**

| | |
|---|---|
| Regler for små foretak benyttet: | Nei |
| Benyttet ved utarbeidelsen av årsregnskapet til selskapet: | Regnskapslovens alminnelige regler |
| Benyttet ved utarbeidelsen av årsregnskapet til konsernet: | IFRS |

**Årsregnskapet fastsatt av kompetent organ**

| | |
|---|---|
| Bekreftet av representant for selskapet: | Tone Lise Pedersen |
| Dato for fastsettelse av årsregnskapet: | 01.07.2024 |

**Grunnlag for avgivelse**

År 2023: Årsregnskapet er elektronisk innlevert

År 2022: Tall er hentet fra elektronisk innlevert årsregnskap fra 2023

*Det er ikke krav til at årsregnskapet m.v. som sendes til Regnskapsregisteret er undertegnet. Kontrollen på at dette er utført ligger hos revisor/enhetens øverste organ. Sikkerheten ivaretas ved at innsender har rolle/rettighet for innsending av årsregnskapet via Altinn, og ved at det bekreftes at årsregnskapet er fastsatt av kompetent organ.*

Brønnøysundregistrene, 08.08.2025

# Resultatregnskap

| Beløp i: USD | Note | 2023 | 2022 |
|---|---|---|---|
| **RESULTATREGNSKAP** | | | |
| **Inntekter** | | | |
| Salgsinntekt | 2,13 | 4 000 000 | 2 000 000 |
| **Sum inntekter** | | **4 000 000** | **2 000 000** |
| **Kostnader** | | | |
| Lønnskostnad | 10,13 | 6 000 000 | 4 000 000 |
| Annen driftskostnad | 12,13 | 4 000 000 | 4 000 000 |
| **Sum kostnader** | | **10 000 000** | **8 000 000** |
| **Driftsresultat** | | **-6 000 000** | **-6 000 000** |
| **Finansinntekter og finanskostnader** | | | |
| Renteinntekt fra foretak i samme konsern | | 35 000 000 | 25 000 000 |
| Annen renteinntekt | | 1 000 000 | 0 |
| Foreing exchange gains | | 2 000 000 | 2 000 000 |
| **Sum finansinntekter** | | **38 000 000** | **27 000 000** |
| Annen rentekostnad | | 37 000 000 | 33 000 000 |
| Foreing exchange losses | | 2 000 000 | 12 000 000 |
| Impairment of financial assets | 10 | 1 000 000 | 3 000 000 |
| Other financial expenses | | 3 000 000 | 56 000 000 |
| **Sum finanskostnader** | | **43 000 000** | **104 000 000** |
| **Netto finans** | | **-5 000 000** | **-77 000 000** |
| **Ordinært resultat før skattekostnad** | | **-11 000 000** | **-83 000 000** |
| **Ordinært resultat etter skattekostnad** | | **-11 000 000** | **-83 000 000** |
| **Årsresultat** | | **-11 000 000** | **-83 000 000** |
| **Overføringer og disponeringer** | | | |
| Overføringer til/fra annen egenkapital | | -11 000 000 | -83 000 000 |
| **Sum overføringer og disponeringer** | | **-11 000 000** | **-83 000 000** |

# Balanse

| Beløp i: USD | Note | 2023 | 2022 |
|---|---|---|---|
| **BALANSE - EIENDELER** | | | |
| **Anleggsmidler** | | | |
| **Immaterielle eiendeler** | | | |
| **Finansielle anleggsmidler** | | | |
| Investering i datterselskap | 3 | 397 000 000 | 394 000 000 |
| Lån til foretak i samme konsern | 10 | 342 000 000 | 311 000 000 |
| Restricted cash | 4 | 64 000 000 | 61 000 000 |
| **Sum finansielle anleggsmidler** | | **803 000 000** | **766 000 000** |
| **Sum anleggsmidler** | | **803 000 000** | **766 000 000** |
| **Omløpsmidler** | | | |
| **Varer** | | | |
| **Bankinnskudd, kontanter og lignende** | | | |
| Bankinnskudd, kontanter og lignende | | 1 000 000 | 6 000 000 |
| **Sum bankinnskudd, kontanter og lignende** | | **1 000 000** | **6 000 000** |
| **Sum omløpsmidler** | | **1 000 000** | **6 000 000** |
| **SUM EIENDELER** | | **804 000 000** | **772 000 000** |
| **BALANSE - EGENKAPITAL OG GJELD** | | | |
| **Egenkapital** | | | |
| **Innskutt egenkapital** | | | |
| Selskapskapital | | 2 000 000 | 2 000 000 |
| Overkurs | | 783 000 000 | 768 000 000 |
| **Sum innskutt egenkapital** | | **785 000 000** | **770 000 000** |
| **Opptjent egenkapital** | | | |
| Annen egenkapital | | -396 000 000 | -391 000 000 |
| **Sum opptjent egenkapital** | 7 | **-396 000 000** | **-391 000 000** |

# Balanse

| Beløp i: USD | Note | 2023 | 2022 |
|---|---|---|---|
| **Sum egenkapital** | | **389 000 000** | **379 000 000** |
| | | | |
| **Gjeld** | | | |
| **Langsiktig gjeld** | | | |
| **Annen langsiktig gjeld** | | | |
| Konvertible lån | 5 | 228 000 000 | 223 000 000 |
| Obligasjonslån | 5 | 169 000 000 | 167 000 000 |
| **Sum annen langsiktig gjeld** | | **397 000 000** | **390 000 000** |
| | | | |
| **Sum langsiktig gjeld** | | **397 000 000** | **390 000 000** |
| | | | |
| **Kortsiktig gjeld** | | | |
| Trade payable | | 16 000 000 | 1 000 000 |
| Other current liabilities | | 2 000 000 | 2 000 000 |
| **Sum kortsiktig gjeld** | | **18 000 000** | **3 000 000** |
| | | | |
| **Sum gjeld** | | **415 000 000** | **393 000 000** |
| | | | |
| **SUM EGENKAPITAL OG GJELD** | | **804 000 000** | **772 000 000** |

# Konsernets resultatregnskap

| Beløp i: USD | Note | 2023 | 2022 |
|---|---|---|---|
| **RESULTATREGNSKAP** | | | |
| **Inntekter** | | | |
| Revenue | 4 | 795 000 000 | 967 000 000 |
| **Sum inntekter** | | **795 000 000** | **967 000 000** |
| **Kostnader** | | | |
| Personnel expenses | 7 | 18 000 000 | 13 000 000 |
| Depreciation | 11 | 103 000 000 | 133 000 000 |
| Production expenses | 5 | 340 000 000 | 323 000 000 |
| Exploration expenses | 6 | 1 000 000 | 1 000 000 |
| Other operating expenses | 8 | 14 000 000 | 19 000 000 |
| **Sum kostnader** | | **476 000 000** | **489 000 000** |
| **Driftsresultat** | | **319 000 000** | **478 000 000** |
| **Finansinntekter og finanskostnader** | | | |
| Annen finansinntekt | 13 | 23 000 000 | 61 000 000 |
| **Sum finansinntekter** | | **23 000 000** | **61 000 000** |
| Annen finanskostnad | 13,10 | 98 000 000 | 230 000 000 |
| **Sum finanskostnader** | | **98 000 000** | **230 000 000** |
| **Netto finans** | | **-75 000 000** | **-169 000 000** |
| **Ordinært resultat før skattekostnad** | | **244 000 000** | **309 000 000** |
| Skattekostnad på ordinært resultat | 14,10 | 134 000 000 | 318 000 000 |
| **Ordinært resultat etter skattekostnad** | | **110 000 000** | **-9 000 000** |
| **Årsresultat** | | **110 000 000** | **-9 000 000** |
| **Overføringer og disponeringer** | | | |
| Overføringer til/fra annen egenkapital | | 110 000 000 | -9 000 000 |
| **Sum overføringer og disponeringer** | | **110 000 000** | **-9 000 000** |

# Konsernets balanse

| Beløp i: USD | Note | 2023 | 2022 |
|---|---|---|---|
| **BALANSE - EIENDELER** | | | |
| **Anleggsmidler** | | | |
| **Immaterielle eiendeler** | | | |
| Licence and capitalised exploration | 9 | 152 000 000 | 160 000 000 |
| Utsatt skattefordel | 14,10 | 219 000 000 | 239 000 000 |
| **Sum immaterielle eiendeler** | | **371 000 000** | **399 000 000** |
| **Varige driftsmidler** | | | |
| Propert y, plant & Equipment | 11,10 | 2 428 000 000 | 2 083 000 000 |
| Right of Use Asset | | 1 000 000 | 1 000 000 |
| **Sum varige driftsmidler** | | **2 429 000 000** | **2 084 000 000** |
| **Finansielle anleggsmidler** | | | |
| Restricted cash | 18,19 | 214 000 000 | 204 000 000 |
| Derivative Instruments | 19 | 14 000 000 | 34 000 000 |
| Receivables non-current | 16 | 4 000 000 | 1 000 000 |
| **Sum finansielle anleggsmidler** | | **232 000 000** | **239 000 000** |
| **Sum anleggsmidler** | | **3 032 000 000** | **2 722 000 000** |
| **Omløpsmidler** | | | |
| **Varer** | | | |
| **Fordringer** | | | |
| Derivative Instruments | 19 | 71 000 000 | 131 000 000 |
| Trade receivables | 16 | 89 000 000 | 129 000 000 |
| Inventories | 17 | 54 000 000 | 56 000 000 |
| **Sum fordringer** | | **214 000 000** | **316 000 000** |
| **Bankinnskudd, kontanter og lignende** | | | |
| Bankinnskudd, kontanter og lignende | | 167 000 000 | 268 000 000 |
| **Sum bankinnskudd, kontanter og lignende** | | **167 000 000** | **268 000 000** |
| **Sum omløpsmidler** | | **381 000 000** | **584 000 000** |
| **SUM EIENDELER** | | **3 413 000 000** | **3 306 000 000** |

# Konsernets balanse

| Beløp i: USD | Note | 2023 | 2022 |
|---|---|---|---|
| **BALANSE - EGENKAPITAL OG GJELD** | | | |
| **Egenkapital** | | | |
| **Innskutt egenkapital** | | | |
| Selskapskapital | 20 | 2 000 000 | 2 000 000 |
| **Sum innskutt egenkapital** | | **2 000 000** | **2 000 000** |
| **Opptjent egenkapital** | | | |
| Annen egenkapital | 10 | 812 000 000 | 663 000 000 |
| **Sum opptjent egenkapital** | | **812 000 000** | **663 000 000** |
| **Sum egenkapital** | | **814 000 000** | **665 000 000** |
| **Gjeld** | | | |
| **Langsiktig gjeld** | | | |
| Asset retirement obligations | 22 | 1 034 000 000 | 946 000 000 |
| **Sum avsetninger for forpliktelser** | | **1 034 000 000** | **946 000 000** |
| **Annen langsiktig gjeld** | | | |
| Konvertible lån | 19,23 | 202 000 000 | 188 000 000 |
| Obligasjonslån | 19,23 | 169 000 000 | 167 000 000 |
| Gjeld til kredittinstitusjoner | 19,23 | 696 000 000 | 764 000 000 |
| Derivative Instruments | 19 | 56 000 000 | 90 000 000 |
| Other non-current liabilities | | 1 000 000 | 1 000 000 |
| **Sum annen langsiktig gjeld** | | **1 124 000 000** | **1 210 000 000** |
| **Sum langsiktig gjeld** | | **2 158 000 000** | **2 156 000 000** |
| **Kortsiktig gjeld** | | | |
| Reserve-based lending facility | 19,23 | 125 000 000 | 0 |
| Betalbar skatt | 14 | 140 000 000 | 209 000 000 |
| Asset retirement obligations | 22 | 15 000 000 | 10 000 000 |
| Derivative instruments | 19 | 36 000 000 | 125 000 000 |
| Other current liabilities | 24 | 125 000 000 | 141 000 000 |
| **Sum kortsiktig gjeld** | | **441 000 000** | **485 000 000** |
| **Sum gjeld** | | **2 599 000 000** | **2 641 000 000** |

# Konsernets balanse

| Beløp i: USD | Note | 2023 | 2022 |
|---|---|---|---|
| **SUM EGENKAPITAL OG GJELD** | | **3 413 000 000** | **3 306 000 000** |

**Skattedirektoratet**

| Saksbehandler | Deres dato | Vår dato |
|---|---|---|
| Geir Johannessen | 26.03.2015 | 09.04.2015 |
| Telefon | Deres referanse | Vår referanse |
| 22 07 73 25/22 66 11 14 | Odd Arne Slettebø | 2011/813379 |

NORWEGIAN ENERGY COMPANY ASA
Postboks 550 Sentrum
4003 STAVANGER

MOTTATT
13 APR. 2015

## Tillatelse til å utarbeide årsregnskap og årsberetning på engelsk språk for Norwegian Energy Company ASA, org.nr. 987 989 297

Det vises til deres brev av 26. mars 2015, der det søkes om dispensasjon fra kravet til å utarbeide årsregnskap og årsberetning på norsk språk for Norwegian Energy Company ASA fra og med regnskapsåret 2014.

Skattedirektoratet gir på bakgrunn av en konkret helhetsvurdering Norwegian Energy Company ASA dispensasjon fra kravet til å utarbeide årsregnskap og årsberetning på norsk språk fra og med regnskapsåret 2014, jf. regnskapsloven § 3-4 tredje ledd.

Dispensasjonen forutsetter at opplysningene som vedtaket baserer seg på ikke endres vesentlig.

Kopi av dette brevet må sendes Regnskapsregisteret i Brønnøysund sammen med årsregnskapet. Det påligger den regnskapspliktige å dokumentere ved dette brev at tillatelsen er gitt.

**Bakgrunn**
Norwegian Energy Company ASA er et allmennaksjeselskap registrert i Norge og med hovedkontor i Stavanger. Selskapet har datterselskaper i Norge, Danmark og Storbritannia. Selskapets formål er leting etter og produksjon av olje og naturgass. Selskapet er notert på Oslo Børs. Dispensasjon i forhold til språkkravene i vphl. § 5-13 er mottatt fra Oslo Børs og vedlagt søknaden. Norwegian Energy Company ASA har en stor andel utenlandske aksjonærer. Etter at en planlagt restrukturering ble gjennomført 24. mars 2015, eies 61 % av selskapets aksjer av utenlandske aksjonærer. Utstedelsen av nye aksjer ble gjennomført som et ledd i restruktureringen og tilsvarte 92 % av utestående aksjer i selskapet. Emisjonen ble rettet mot eksisterende obligasjonseiere mot delvis konvertering av obligasjonsgjeld. Selskapet har totalt ca. 5 500 aksjonærer, og 4 % av disse er utenlandske. Dette innebærer at de store aksjepostene eies av utenlandske aksjonærer. Selskapet har også et obligasjonslån (NORIO) som er notert på Oslo Børs. De utenlandske obligasjonseierne utgjør rundt 12 % av antall obligasjonseiere, men eier 63 % av utestående obligasjoner. Selskapet forventer at andelen av profesjonelle og institusjonelle investorer vil være høy både i selskapets noterte obligasjonsinstrumenter og i dets aksjer. For investeringer i obligasjonsmarkedet er det en høy terskel for investeringer og markedet preges av profesjonelle aktører. Ved at majoriteten av selskapets utestående aksjer nylig er utstedt til obligasjonseiere, forventes andelen av profesjonelle investorer som har investert i selskapets egenkapitalinstrumenter også å være betydelig. Selskapet

Postadresse
Postboks 9200 Grønland
0134 Oslo

Besøksadresse:
Se www.skatteetaten.no
Org.nr 996250318
E-post: skatteetaten.no/sendepost

Sentralbord
800 80 000
Telefaks
22 17 08 60

har utenlandske styremedlemmer. Alle styremøter avholdes således på engelsk. Engelsk er også arbeidsspråket internt i selskapet, og intern rapportering i selskapet skjer i all hovedsak på engelsk. Selskapet opererer i en internasjonal bransje hvor engelsk er det dominerende arbeidsspråket. Både selskapets kunder og leverandører er komfortable med å forholde seg til engelskspråklig finansiell informasjon. Norwegian Energy Company ASA har ut fra gjeldende børskurs en lav markedsverdi, og det er p.t. ikke utsikter til, eller planer om, høy vekst. Selskapet og konsernet vurderes derfor ikke til å ha stor samfunnsmessig betydning eller være av særlig interesse for lokalmiljøet. Datterselskapet Noreco Norway AS har tidligere fått innvilget søknad om unntak fra norsk språk i årsregnskapet. Som ledd i restruktureringen har Noreco Norway AS blitt ny utsteder for obligasjonslånet NORO6. Norwegian Energy Company ASA var tidligere utsteder for dette obligasjonslånet. Også dette obligasjonslånet har en stor andel av utenlandske obligasjonseiere, hvor ca. 56 % av utestående obligasjoner eies av utenlandske investorer. Bakgrunnen for å søke om å kunne utarbeide informasjonspliktig informasjon på engelsk er således basert på en kost- nytte vurdering i forhold til hvem som er de primære brukerne av informasjonen. Selskapet mener at informasjonsbehovet blir fullt ut ivaretatt ved å avlegge årsregnskap og årsberetning på engelsk språk. Det er også selskapets vurdering at en videreføring av dagens praksis hvor informasjon utarbeides og avlegges på norsk og deretter oversettes, medfører et betydelig merarbeid og kan redusere kvaliteten av informasjonen. En norsk oversettelse vil kun ha til formål å oppfylle regnskapslovens språkkrav i og med at det er innvilget dispensasjon fra Oslo Børs i forhold til språkkravene i vphl. § 5-13.

**Skattedirektoratets vurdering**
Etter regnskapsloven § 3-4 tredje ledd skal *"årsregnskapet og årsberetningen ... være på norsk. Departementet kan ved ... enkeltvedtak bestemme at årsregnskapet og/eller årsberetningen kan være på et annet språk."*

I Ot. prp. nr. 42 (1997-1998) Om lov om årsregnskap mv., er det uttalt følgende om regnskapslovens formål, jf. pkt. 1.1:

> *"Regjeringen har som siktemål at regnskapsloven skal bidra til informative regnskaper for ulike grupper av regnskapsbrukere. Regnskapsbrukerne er dels investorer og kreditorer som tilfører kapital til foretakene, og dels andre grupper som har interesse av å vite hvordan foretaket drives, f.eks. de ansatte og lokalsamfunnet. Informasjonen til kapitalmarkedet skal gi grunnlag for riktig prising av finansielle objekter. Riktig prisdannelse på aksjer er en forutsetning for at ressursbruken i samfunnsøkonomien skal bli best mulig. Gode regnskaper vil ogsa gjøre det vanskeligere for markedsdeltakere å ta ut spekulasjonsgevinster med basis i skjevt fordelt informasjon."*

Det fremgår således at et av hovedformålene med regnskapsloven er å bidra til *"informative regnskaper for ulike grupper av regnskapsbrukere"*. Regnskapsbrukere vil omfatte, jf. uttalelsen i proposisjonen, blant andre investorer, kreditorer, ansatte og lokalsamfunnet.

Det er etter Skattedirektoratets vurdering derfor avgjørende ved vurdering av om dispensasjon fra

kravet til å utarbeide årsregnskap og/eller årsberetning på norsk kan gis, at det ikke foreligger mulige brukere av regnskapsinformasjon som blir vesentlig berørt negativt ved en eventuell dispensasjon.

Det er særlig hensynet til brukerne av regnskapsinformasjon som skal vurderes ved en dispensasjonssøknad. I denne vurderingen har Skattedirektoratet lagt særlig vekt på at selskapet driver virksomhet innen en internasjonal bransje der alle vesentlige aktører behersker og benytter engelsk språk, og at selskapets arbeidsspråk er engelsk. Videre er det vektlagt at en vesentlig andel av selskapets aksjekapital og utestående obligasjoner eies av utenlandske investorer, samt at det forventes at andelen av profesjonelle og institusjonelle investorer vil være høy.

Vennligst oppgi vår referanse ved henvendelser i saken.

Med hilsen

Rune Tystad
*Seniorrådgiver*
Rettsavdelingen, foretaksskatt
Skattedirektoratet

Geir Johannessen

*Dokumentet er elektronisk godkjent og har derfor ikke håndskrevne signaturer*

37989297

1-52

53-71

72-154

Introduction

# BlueNord is providing Europe with the energy it needs today, tomorrow, and in the net-zero future

**BlueNord is a strategically important European oil and gas company, specialising in the production and development of resources that support the energy transition towards net zero.**

**While creating value for stakeholders, BlueNord helps to deliver the energy security that millions of people depend on in today's changing world.**



1-52

| | |
|---|---|
| Highlights of the Year | 1 |
| Chair's Statement | 3 |
| Completion of Tyra II | 4 |
| Our Business at a Glance | 6 |
| Chief Executive Officer Statement | 9 |
| Business Model | 12 |
| Our Strategy | 13 |
| Distribution Policy | 14 |
| Strategy in Action | 15 |
| Operational Review | 21 |
| Financial Review | 23 |
| Sustainability Report | 25 |
| Risk Management | 44 |
| Principal Risks and Uncertainties | 45 |

53-71

| | |
|---|---|
| Chair's Introduction | 54 |
| Leadership | 55 |
| Corporate Governance Report | 57 |
| Board Activities | 62 |
| Audit Committee Report | 63 |
| Remuneration Committee Report | 64 |
| ESG Committee Report | 65 |
| Nomination Committee Report | 66 |
| Directors' Report | 67 |
| Reporting of Payments to Governments | 71 |

72-154

| | |
|---|---|
| Consolidated Statem | |
| Consolidated Sta of Comprehensiv | |
| Consolidated Sta of Financial Positi | |
| Consolidated Sta of Changes in Equ | |
| Consolidated Sta of Cash Flows | |
| Notes | |
| Statutory Accounts | |
| Income Statemen | |
| Balance Sheet | |
| Cash Flow | |
| Notes | |
| Independent Auditor' | |
| Statement of Compli | |
| Alternative Performa | |
| Supplementary oil an (unaudited) | |
| Appendices | |
| Information about Blu | |

Oil and gas proc

## In this report


**1-52**

| | |
|---|---|
| Highlights of the Year | 1 |
| Chair's Statement | 3 |
| Completion of Tyra II | 4 |
| Our Business at a Glance | 6 |
| Chief Executive Officer Statement | 9 |
| Business Model | 12 |
| Our Strategy | 13 |
| Distribution Policy | 14 |
| Strategy in Action | 15 |
| Operational Review | 21 |
| Financial Review | 23 |
| Sustainability Report | 25 |
| Risk Management | 44 |
| Principal Risks and Uncertainties | 45 |

**53-71**

**72-154**




# 2023 has positioned us well to deliver on our plans for 2024 and beyond, bringing broader value for all our stakeholders

**REVENUE**

**EBITDA**

**OPERATING CASH FLOW**

**TOTAL LIQUIDITY**
(CASH AND UNDRAWN FACILITIES)

Read more on page 23 and 24

Årsregnskap regnskapsåret 2023 for 987989297

# Strategic Report

Chair's Statement
Completion of Tyra II
Our Business at a Glance
Chief Executive Officer Statement
Business Model
Our Strategy
Distribution Policy
Strategy in Action
Operational Review
Financial Review
Sustainability Report
Risk Management
Principal Risks and Uncertainties



08.08.2025 kl 15:28 Brønnøysundregistrene Side 15 av 175

08.08.2025 kl 15:28 Brønnøysundregistrene Side 16 av 175

## In this report


**1-52**

| | |
|---|---|
| Highlights of the Year | 1 |
| Chair's Statement | 3 |
| Completion of Tyra II | 4 |
| Our Business at a Glance | 6 |
| Chief Executive Officer Statement | 9 |
| Business Model | 12 |
| Our Strategy | 13 |
| Distribution Policy | 14 |
| Strategy in Action | 15 |
| Operational Review | 21 |
| Financial Review | 23 |
| Sustainability Report | 25 |
| Risk Management | 44 |
| Principal Risks and Uncertainties | 45 |

**53-71**

**72-154**




# Solid foundations for shareholder value creation

**BlueNord is well on its way to delivering its ambition of becoming a leading independent European energy producer. This is on the back of a further successful year in 2023 and the restart of Tyra in March 2024.**

**Riulf Rustad**
**Executive Chair**

BlueNord continues to prove its ability to deliver its ambition of becoming a leading independent European energy producer. This is on the back of a further successful year in 2023 and with the recently announced first gas from Tyra II. This places BlueNord in a an increasingly strong position, as a significant contributor to regional EU energy security and a major supplier of gas, being the fuel of choice for transition, as the world pivots to a greener future.

This position has been achieved through a strong and consistent focus on capital discipline, based around maximising the DUC opportunity. With production set to more than double, and with Tyra II having been brought back on stream, our approach to enhance value for our stakeholders remains firm. The Company has set out a clear path to continue to deliver from the DUC assets, thereby maximising capital efficiency and allowing it to become a significant dividend paying company for its shareholders.

Energy security and access to economically competitive sources of gas remains of key importance in Europe. It comes on the back of continued uncertainty across many parts of the world, impacting trade and regional economic performance, which is set to continue in 2024. The need to have access to secure, safe and cost-effective sources of energy is central to economic success and the standard of living across the region. It underpins business, transport and the region's economic competitiveness, in an era where supply lines are being disrupted, interest rates remain high and economic performance impacted.

BlueNord continued to perform in 2023, representing another year of delivering against results. This is reflected in its production and financial performance, which was again at the top end of estimations, with EBITDA for the year of USD 421 million and production of 24.9 mboepd.

As a result of its now growing track record, BlueNord is in an enviable position, with strong foundations to continue to deliver in the year ahead and beyond. Capital discipline and the ongoing efficient use of capital remains the basis on which the Company will be managed. Every decision will be assessed against this basis, which has served us well in getting us to where we are today.

Today, with Tyra II back on stream, BlueNord is set to be able to start paying dividends in Q3 2024. The Company's assets, combined with the clear plans set out for the future of the business, means it is well placed to offer shareholders meaningful returns, and BlueNord intends to distribute 50 – 70% of its net operational cashflow in the period 2024 – 2026.

That position also means the Company remains well placed to meet its responsibilities to the environment and the success of the region in which it operates. With the ongoing increase in gas production from Tyra, Denmark will be energy self-sufficient and a net exporter of gas to the wider EU region. This represents a milestone for the country; helping people's needs and supporting the ongoing growth of the economy. A further local, reliable source of gas for the region is also in line with the EU's ambition to reach net-zero. In addition to being a source of transitional energy, localised gas offers a much lower relative carbon footprint to the alternatives, such as imported LNG, which has increased
being imposed on R

The reweighting of t
from liquids to gas, w
BlueNord's own emi
ambitions. This is alc
the opportunity for c
CCS subsidiary, Car
submitted its license
$CO_2$ storage project

Once again, on beha
shareholders, I woul
thank the operationa
their hard work and c
the business. It is thr
Company and the sk
that we are in such a

As the Board looks a
and beyond, we do s
confidence. BlueNo
outperform and I loo
team in the year ahe
made an milestone

**Riulf Rustad**
Executive Chair



Årsregnskap regnskapsåret 2023 fra 987989297

## In this report


**1-52**

| | |
|---|---|
| Highlights of the Year | 1 |
| Chair's Statement | 3 |
| Completion of Tyra II | 4 |
| Our Business at a Glance | 6 |
| Chief Executive Officer Statement | 9 |
| Business Model | 12 |
| Our Strategy | 13 |
| Distribution Policy | 14 |
| Strategy in Action | 15 |
| Operational Review | 21 |
| Financial Review | 23 |
| Sustainability Report | 25 |
| Risk Management | 44 |
| Principal Risks and Uncertainties | 45 |

**53-71**

**72-154**


## Completion of Tyra II

### Ensuring sustainable energy security with the redevelopment of Tyra.

On the 21st of March 2024, the first gas was processed and exported to Nybro in Denmark from the brand-new Tyra II facilities. This remarkable feat of engineering is Denmark's largest infrastructure project to date and represents a gross investment of around 27 billion Danish Kroner, or close to 4 billion USD spent since the field development studies commenced in 2013.

BlueNord is proud to have participated in the delivery of Tyra II, and we congratulate everyone involved in this landmark achievement, in particular the Operator TotalEnergies and our partner Nordsøfonden.

Tyra II will be a vital part of Europe's energy supply for many years to come, providing much-needed energy towards a net-zero future.

See **Our Strategy** on page 17 to find out more.





**271mmboe**
2P based on YE23 ERCE

**35,000**
Weight of 8 new topsides

**30%**
Emission reduction compared with the former facility

**225 km**
distance from the Danish Jutland Coast

## In this report


**1-52**

| | |
|---|---|
| Highlights of the Year | 1 |
| Chair's Statement | 3 |
| Completion of Tyra II | 4 |
| Our Business at a Glance | 6 |
| Chief Executive Officer Statement | 9 |
| Business Model | 12 |
| Our Strategy | 13 |
| Distribution Policy | 14 |
| Strategy in Action | 15 |
| Operational Review | 21 |
| Financial Review | 23 |
| Sustainability Report | 25 |
| Risk Management | 44 |
| Principal Risks and Uncertainties | 45 |

**53-71**

**72-154**




## A significant investment

BlueNord has invested over one billion USD in the Tyra redevelopment project, which will produce enough energy to power the equivalent of 1.5 million homes, making Tyra, and Denmark, a key gas producer for the EU.

The new Tyra facilities are expected to produce at 30% lower emissions compared with the former facilities. With Tyra on stream, our focus on maturation of new opportunities will enable us to develop existing DUC discoveries and infill well targets to ensure that the Tyra facilities are efficiently utilised for many years to come. The DUC is set to deliver gas with a significantly lower $CO_2$ footprint than what LNG import can offer until Denmark and Europe can secure its energy supply from renewable sources.

**Dawn Jamieson**
**Lead Operations Engineer, BlueNord**

Dawn has been instrumental in the suc
redevelopment project. Originally recr
then moving into the role of Tyra Projec
dedicated to the project since she joine

Her role involved contributing to Safety
BlueNord team, based on her own exp
visits. Her work to nominate the Tyra he
('HSE') team for the Danske Offshore S
Tyra team being shortlisted.

As a result of her work on Tyra, Dawn h
Engineering with the Society of Opera
highest honour which can be bestowe
recognition for her contributions and a
of start-up of new process plants.

### The Tyra II timeline

**2013**
Due to the natural subsidence after 29 years of production, the seabed below the Tyra platform had sunk more than 5 metres, reducing the distance between the sea and the platform decks. The decision was made to rebuild and modernise to ensure safe continued operations for years to come.

**2017**
The DUC approved the full redevelopment of Tyra, the largest investment ever taken in the Danish North Sea.

**2018**
October 2018 marked the kick-off for onshore construction around the world, including the fabrication of jackets in Spain, an accommodation unit in Italy, a processing module in Indonesia, and six well head and riser modules in Singapore.

**2020**
During the summer, the old Tyra facilities were removed. More than 50,000 tons of materials were moved onshore for dismantling and recycling.

In September, the foundations for Tyra II were installed.

**2021-2023**
Over more than three years, more than 30,000 tons of materials located 54 metres above the seabed created Tyra II, Denmark's new high-tech hub for natural gas production in the Danish North Sea.



ap regnskapsåret 2023 or 987989297

## In this report


**1-52**

| | |
|---|---|
| Highlights of the Year | 1 |
| Chair's Statement | 3 |
| Completion of Tyra II | 4 |
| Our Business at a Glance | 6 |
| Chief Executive Officer Statement | 9 |
| Business Model | 12 |
| Our Strategy | 13 |
| Distribution Policy | 14 |
| Strategy in Action | 15 |
| Operational Review | 21 |
| Financial Review | 23 |
| Sustainability Report | 25 |
| Risk Management | 44 |
| Principal Risks and Uncertainties | 45 |

**53-71**

**72-154**


## Our Business at a Glance

### BlueNord operates in the Danish North Sea with a 36.8 percent non-operated working interest in the DUC.

The DUC comprises of 15 fields, four export pipelines and significant infrastructure. Oil and gas is being produced from four operational hubs. It accounts for nearly 90 percent of the oil and gas that is produced in the area. The four export pipelines secure exports from the hubs to the Danish mainland and the international market.

You can find out more about the history of the DUC by visiting bluenord.com/ourassets

**2nd largest**
Oil and gas producer in Denmark

Successful restart of production on Tyra

DUC ownership

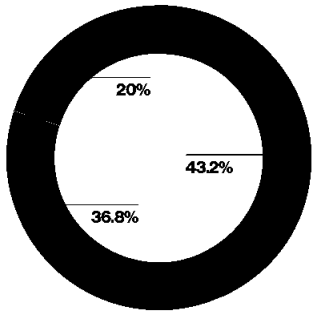


- TotalEnergies (Operator) 43.2%
- BlueNord (Partner) 36.8%
- Nordsøfonden (Partner) 20%

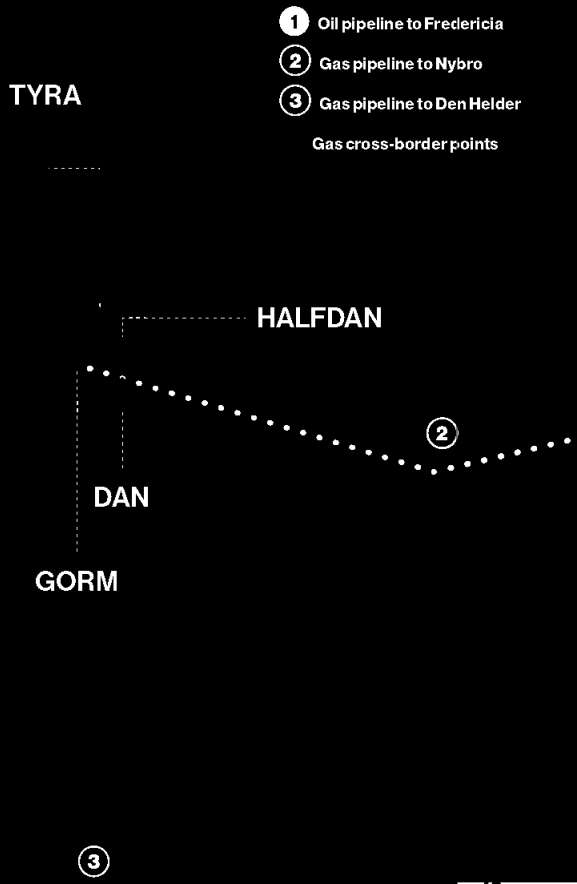

## In this report


**1-52**

| | |
|---|---|
| Highlights of the Year | 1 |
| Chair's Statement | 3 |
| Completion of Tyra II | 4 |
| Our Business at a Glance | 6 |
| Chief Executive Officer Statement | 9 |
| Business Model | 12 |
| Our Strategy | 13 |
| Distribution Policy | 14 |
| Strategy in Action | 15 |
| Operational Review | 21 |
| Financial Review | 23 |
| Sustainability Report | 25 |
| Risk Management | 44 |
| Principal Risks and Uncertainties | 45 |

**53-71**

**72-154**




**DUC represents c.90 percent of Danish oil and gas production with a low decline-rate on base production and significant near-term growth.**

**185.6mmboe**
2P reserves

**135%**
2023 reserves replacement

**24.9mboepd**
2023 production

**3.9%**
2021-23 annual decline

**>55mboepd**
2025 production

**>120%**
2023-25 growth





**Net production mboepd**

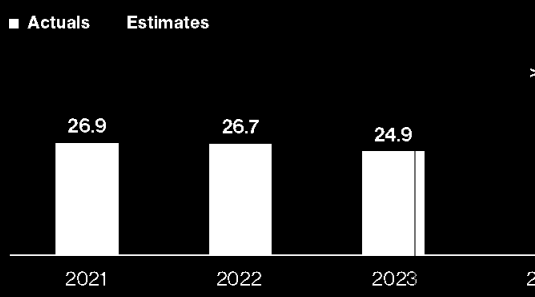


**2P development from YE22 to YE23, net**




**2P reserves and 2C resources, net**

## In this report


**1-52**

| | |
|---|---|
| Highlights of the Year | 1 |
| Chair's Statement | 3 |
| Completion of Tyra II | 4 |
| Our Business at a Glance | 6 |
| Chief Executive Officer Statement | 9 |
| Business Model | 12 |
| Our Strategy | 13 |
| Distribution Policy | 14 |
| Strategy in Action | 15 |
| Operational Review | 21 |
| Financial Review | 23 |
| Sustainability Report | 25 |
| Risk Management | 44 |
| Principal Risks and Uncertainties | 45 |

**53-71**

**72-154**




# Our assets

## Dan Hub

Discovered in 1971 and brought on production in 1972, Dan was the first DUC field in production. Close to 26 percent of total Danish oil production has been extracted from this field.

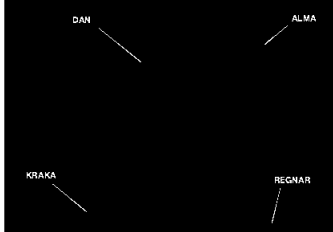


**Producing field**
**No production**
**Discovery**

**94%** Oil share of 2P reserves

**7.9** Net production 2023

**26.5** Net 2P reserves mmboe

**83%** Operational efficiency

## Halfdan Hub

Halfdan is currently the largest producing field in Denmark and the most important DUC asset in terms of both value and resources

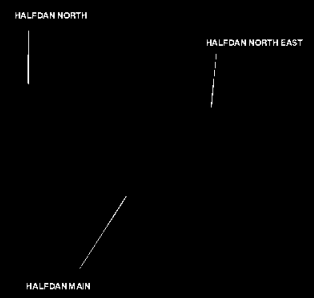


**Producing field**
**Discovery**

**69%** Oil share of 2P reserves

**12.7** Net production mboepd

**44.6** Net 2P reserves mmboe

**91%** Operational efficiency

## Gorm Hub

The Gorm Hub was also discovered in 1971 and brought on production in 1981. Gorm is the export hub for most of the oil produced in Denmark.

**Producing field**
**No production**

**97%** Oil share of 2P reserves

**4.3** Net production mboepd

**14.9** Net 2P reserves mmboe

**80%** Operational efficiency

## Tyra Hub

Tyra is the largest
redevelopment w
continue producin
expiry in 2042.

**Producing fiel**
**Discovery**
**No production**

**42%** Oil share of 2P reserves

**99.5** Net 2P reserve mmboe



Dokument er signert av 987989297

In this report


1-52

| | |
|---|---|
| Highlights of the Year | 1 |
| Chair's Statement | 3 |
| Completion of Tyra II | 4 |
| Our Business at a Glance | 6 |
| Chief Executive Officer Statement | 9 |
| Business Model | 12 |
| Our Strategy | 13 |
| Distribution Policy | 14 |
| Strategy in Action | 15 |
| Operational Review | 21 |
| Financial Review | 23 |
| Sustainability Report | 25 |
| Risk Management | 44 |
| Principal Risks and Uncertainties | 45 |

53-71

72-154




# Continuing to Deliver

**In 2023, BlueNord delivered operationally and financially. The Company's growing track record of achieving the ambitious targets it has set will continue into 2024 with the start of distributions to shareholders.**

**Euan Shirlaw**
**Chief Executive Officer**

Our achievements are the result of careful planning, consistent execution, disciplined capital allocation and by being adaptable. It has been made possible by the strength of the team and DUC partnership, the quality of the DUC assets and the support of the Danish Government, which has created an environment for long-term investment.

The last year also saw the foundations being successfully laid that will support long-term returns to the Company's shareholders. This included the restart of production from the Tyra redevelopment, commencing a programme of infill drilling and beginning the process of adapting the capital structure of the business to be appropriate for our current position.

Looking back to where the Company has come from since acquiring its interest in the DUC in 2019, today's position is a remarkable achievement. We are, however, only at the start of the next chapter in this story as we progress towards our ambition of both becoming a significant, independent EU energy producer and fully delivering the value of BlueNord to our stakeholders.

**Production and operations**
Production for the year came in at the top end of guidance at 24.9 mboed. This performance predominantly reflects higher well potential and less disruption than anticipated due to the reroute work on Halfdan.

Better well potential is the result of well maintenance activity undertaken in 2022 and during 2023 across all three of our operational hubs. This included a scale squeeze and restimulation intervention on Gorm in 2022 and a total of 3 well interventions and 13 restimulations in 2023.

The rerouting of Halfdan oil stabilisation to Dan took place in the second quarter of the year. The work was completed ahead of schedule, resulting in higher than anticipated production during that period. The re-routing work eliminates routine flaring within the DUC, which is a milestone for the Company, and is in line with our commitments to a sustainable energy future.

**Tyra II**
The successful completion of the Tyra II redevelopment is the standout achievement of the year. This represents a significant moment for the Company, moving us to be a significant player in the European energy supply landscape. Putting this achievement in context, Tyra II is the largest project carried out on the Danish continental shelf, providing Denmark and Europe with 2.8 billion cubic meter of gas per year. It is a strategically important gas field, supporting European energy security and economic development, while reducing emissions intensity. The successful completion of the Tyra II project also unlocks 200mmboe of reserves and extends potential field life by c.25 years.

This achievement re
process, the effort, c
team on the ground a
of the project. I would

At the start of 2023,
work for the year cer
commissioning and
included testing the
reconnecting the ex
completion of subse
satellite fields and co
Delivery of these and
2023 was supported
productivity and a st

With Tyra first gas ac
production is now ex
with maximum techn
four months of first g
making a greater co
than previously antic
in line with achieving
55 mboed by 2025
more than 40 mboe



Årsregnskap regnskapsåret 2023 for 987989297

## In this report


**1-52**

| | |
|---|---|
| Highlights of the Year | 1 |
| Chair's Statement | 3 |
| Completion of Tyra II | 4 |
| Our Business at a Glance | 6 |
| Chief Executive Officer Statement | 9 |
| Business Model | 12 |
| Our Strategy | 13 |
| Distribution Policy | 14 |
| Strategy in Action | 15 |
| Operational Review | 21 |
| Financial Review | 23 |
| Sustainability Report | 25 |
| Risk Management | 44 |
| Principal Risks and Uncertainties | 45 |

**53-71**

**72-154**




The additional production from Tyra II will significantly reweight overall production from liquids to gas, while also reducing emissions per barrel by 30 percent. In addition to the environmental benefit, it will also greatly reduce the Company's lifting cost per barrel, to below USD13, improving returns and cash flow generation in the current year and beyond.

**Maximising the production opportunity**

The strategy to maximise returns from the DUC is based on a programme of infill drilling and well maintenance. This programme is expected to keep production at over 40 mboepd to 2030, with out- of-plan projects utilising existing infrastructure currently being matured to further support the development of additional volumes.

Plans for infill drilling involve a seven-well programme. The Final Investment Decision ('FID') was taken on two infill wells drilled from Halfdan in December 2022. These wells are expected to increase gas production from the Halfdan field, with a net gain of c.2.9 million mboe to BlueNord, of which 50 percent is gas. Total net cost at FID was expected to be USD39m, implying a total unit development cost of c.USD13/boe. The first well in the sequence, HBA-27B commenced production 26 March and the initial production rate was in line with the expectation of net 3 kboe/day.

FID on Harald East Middle Jurassic was taken in Q1 2024, and this well is expected to be spudded during the summer of 2024. If successful, this well could be on production through the new Tyra facilities by the end of the year. It is targeting up to 8mmboe, net to BlueNord, of which 80 percent is gas.

To maintain the high production level the DUC partnership has committed to continue the well intervention programme, with current plans for 19 'WROM' activities (Well and Reservoir Optimisation Management), Skjold gas acceleration, HCA gas lift installation and yearly stimulation campaigns. This work will be undertaken by the Noble Reacher, which is currently contracted to mid-2025. Looking further ahead to 2030 it has been estimated that additional WROM and restimulation opportunities targeting ca. 8mmboe (net BlueNord) at a unit technical cost of ca. 14 $/boe can be identified.

This programme also involves three developments: Valdemar Bo South, Adda and Halfdan North. FID on these developments is expected to be taken between 2025 and 2027, with production scheduled to start between 2027 and 2029.

In Q1 2023, the Comp
partnership with Sem
the DUC opportunity
Semco Marine is a D
contracting compan
experience in the offs

**Reserves**

BlueNord, along with
been able to maintai
which will serve the
deliver consistent or
to investors.

BlueNord's annual re
by ERCE and resulte
186mmboe at the en
183mmboe at the en
reserves replaceme
2023. The extremel
testament to the qua
not only the strong p
2023 but also the pr
advancing BlueNord
development projec
base. BlueNord's po
200mmboe of 2C c
27mmboe is attribut
expected to be onst

**Sustainability**

Sustainability is a the
Company. It is reflec
safety; our goal of be
independent supplie
strategy, investing
footprint through its
CCS projects.

The BlueNord team
DUC Operator and
operating environme
investment and deve

Årsregnskap regnskapsåret 2023 for 987989297

## In this report


**1-52**

| | |
|---|---|
| Highlights of the Year | 1 |
| Chair's Statement | 3 |
| Completion of Tyra II | 4 |
| Our Business at a Glance | 6 |
| Chief Executive Officer Statement | 9 |
| Business Model | 12 |
| Our Strategy | 13 |
| Distribution Policy | 14 |
| Strategy in Action | 15 |
| Operational Review | 21 |
| Financial Review | 23 |
| Sustainability Report | 25 |
| Risk Management | 44 |
| Principal Risks and Uncertainties | 45 |

**53-71**

**72-154**




management culture. The BlueNord team has the operational skills and experience to play an active role and I am pleased to report a positive culture across all DUC operations, including the Tyra II redevelopment.

During the year, the consortium eliminated routine flaring from the DUC, through investing in rerouting work on Halfdan. This represents a milestone for the Company, reflecting its commitment to minimising emissions from operations. Furthermore, the Company is continually assessing other additional emissions reduction initiatives for its producing assets and future activities.

The restart of gas production from Tyra also delivers material benefit. This includes a 30 percent reduction in emissions per barrel from the DUC and a local, secure supply of energy to the region, which is key to reducing emissions and supporting economic development.

BlueNord continues to invest, financially and through technical and commercial support, in its two CCS projects, Bifrost and CarbonCuts. These represent opportunities to remove and safely store material quantities of carbon from the atmosphere: improving quality of life locally and supporting Europe's ambition of reaching net zero.

**Team**

The strength of the BlueNord team comes from the range of skills and experience it offers. It allows the Company to contribute operationally, to the DUC, to the development of the two CCS projects and to consider other opportunities, while also maximising capital efficiency. This affords the Board and senior management the comfort and flexibility needed to continue to deliver for shareholders and other stakeholders.

The culture of the team is incredibly positive, reflecting individual commitments to the success of the business. It is through that, and the skills people bring to the Company, that we have been so successful in delivering against multiple milestones. I would like to take the opportunity to thank each person for their support, without which we would not be where we are today.

**Financials**

Revenue for the year was USD795m (2022: USD967m). This reflects a strong production performance, at the top end of guidance, and an increased weighting to gas, offset by lower overall commodity pricing, mitigated by an active hedging policy.

EBITDA for the year to 31 December 2023 was USD421m (2022: USD611m). This decrease reflects the Company's revenue performance, combined with expenditure during the year to support production.

The Company's balance sheet remains strong, with net debt at the year-end of USD1,088m, reflecting a further year of strong cash flow generation. At the year end the Company had total liquidity of USD317m.

As production from Tyra II feeds through to cash flows, the Company can expect its balance sheet strength to improve further, placing BlueNord in a good position to become a material, long term dividend-paying company for its shareholders.

The hedging policy in 2023 supported access to greater spot pricing, post-amending the hedging policy requirements under the reserve-based lending facility ('RBL') in 2022. Looking ahead to 2024, the hedging strategy will continue to allow further exposure to commodity price changes, while recognising the benefit of adding certainty around future cash flow when the outlook for commodity prices allows.

**Outlook**

We entered 2024 with a strong portfolio, supported by the near-term addition of volumes from Tyra. This means BlueNord is now able to put in place a distribution policy that we believe fully delivers the value of BlueNord's portfolio to all our stakeholders; we will prioritise near-term distributions during 2024 to 2026, while at the same time maintaining a conservative balance sheet and undertaking measured reinvestment where attractive opportunities to do so exist.

Despite the impact of Tyra on production in the current year and beyond, we do not envisage any change to the Company's approach. Each decision will continue to be assessed against the most efficient use of capital and the Company's ability to drive higher distributions for investors and other stakeholders for the long term. Nonetheless, with production set to double, BlueNord finds itself in a fortunate position, affording it a strong base and flexibility, supporting its future.

As the year develops, I look forward to updating investors on further milestones as they are met and our plans for distribution. Despite the impact of an increasingly volatile world, I also look forward to the future of the Company with continued confidence.

**Euan Shirlaw**
Chief Executive Officer

## In this report


**1-52**

| | |
|---|---|
| Highlights of the Year | 1 |
| Chair's Statement | 3 |
| Completion of Tyra II | 4 |
| Our Business at a Glance | 6 |
| Chief Executive Officer Statement | 9 |
| Business Model | 12 |
| Our Strategy | 13 |
| Distribution Policy | 14 |
| Strategy in Action | 15 |
| Operational Review | 21 |
| Financial Review | 23 |
| Sustainability Report | 25 |
| Risk Management | 44 |
| Principal Risks and Uncertainties | 45 |

**53-71**

**72-154**




# Our purpose is to provide Europe with the energy for today, tomorrow, and in the net-zero future to come

BlueNord has a differentiated business model, which prioritises distributions to shareholders, while at the same time maintaining a conservative balance and allocating capital as needed to secure the long-term contribution of our operational portfolio.

Delivering our business model starts with maximising the value of our underlying business. We do this by taking an active approach, focused on influencing and exercising control. This is further supported by measured reinvestment where attractive.

As an engaged DUC partner, we play a meaningful role in direction and activity, ensuring a well-managed portfolio that fully delivers on its potential.

**Framework for Disciplined Capital Allocation, Prioritising Near-Term Distributions**
while maintaining a conservative balance sheet and securing the long-term contribution of BlueNord's portfolio.

| | | |
|---|---|---|
| **Organic Growth:** Short-Cycle | • High-return, quick payback investments.<br>• Maximise contribution from base assets. | WROM<br>Infill Well Programme |
| **Organic Growth:** Long-Cycle | • Measure investments where attractive.<br>• Must be accretive to equity returns profile. | Adda<br>Valdemar South<br>Halfdan North |
| **Capital Structure** | • Maintain conservative balance sheet.<br>• Maximise access to secured debt capacity. | RBL refinancing<br>Address BN0R14 |
| | • Maximise near-term distributions.<br>• Maintain long-term returns profile. | |

**Maximise value of our operational portfolio** → **Maximise capital available to BlueNord** → **Allo per fram**

## In this report


**1-52**

| | |
|---|---|
| Highlights of the Year | 1 |
| Chair's Statement | 3 |
| Completion of Tyra II | 4 |
| Our Business at a Glance | 6 |
| Chief Executive Officer Statement | 9 |
| Business Model | 12 |
| Our Strategy | 13 |
| Distribution Policy | 14 |
| Strategy in Action | 15 |
| Operational Review | 21 |
| Financial Review | 23 |
| Sustainability Report | 25 |
| Risk Management | 44 |
| Principal Risks and Uncertainties | 45 |

**53-71**

**72-154**


## Our Strategy

**Our core objective is to ensure we maximise the long-term value we deliver for our broad stakeholder group. We believe we do this best by balancing the demands of energy security against the needs of the energy transition, and our strategy is set to enable this.**

We will make further measured investments where economically attractive to do so, which will in turn help ensure energy prices are affordable to consumers, both residential and industrial.

We will seek to lower overall emissions by producing more gas which will offset higher carbon intensive sources of energy like coal, investing in emissions reduction initiatives for existing producing assets, and investing in activities that support a net-zero society.





| | Delivery in 2023 | Focus |
|---|---|---|
| **Strong production performance, driven by an active approach to asset management that will see BlueNord continue to seek opportunities to enhance near-term volumes.** | • Strong production in upper end of annual guidance.<br>• Mitigation of natural decline and delivery at or above guidance for 12 consecutive quarters.<br>• Active management by the operator with delivery of the WROM programme.<br>• Attractive Short-Cycle Investments being pursued with the first infill well spudded in June. | • WROM approv<br>• Focus opport fields t WROM<br>• Furthe opport onstre |
| **Tyra secures energy supply by producing 2.8 billion cubic meters of gas per year to Denmark and Europe, while at the same time reducing emissions intensity by 30%.** | • First gas achieved in March 2024.<br>• Shorter ramp-up to maximum technical capacity supported by additional work done prior to first gas.<br>• Activities support net BlueNord production expectations of over 55 mboepd in 2025 and substantial free cash flow generation. | • Ensure techni within Opera Deliver of Tyra sched peak p Seek t maxim unlock mmsc |
| **03** Deliver our potential<br>**Maximise value of BlueNord, with near-term shareholder returns prioritised, while also maintaining a conservative balance sheet and reinvesting where attractive to do so.** | • Distribution policy announced, which will prioritise near-term returns to shareholders, while maintaining a conservative balance sheet.<br>• Progress made with project portfolio, with maturation reflected in > 130% 2P reserves replacement for 2023. | Deliver 50–70 distrib 2024 t Comp balanc capita throug Progre where distrib Contin for sho reduct |

In this report


1-52

| | |
|---|---|
| Highlights of the Year | 1 |
| Chair's Statement | 3 |
| Completion of Tyra II | 4 |
| Our Business at a Glance | 6 |
| Chief Executive Officer Statement | 9 |
| Business Model | 12 |
| Our Strategy | 13 |
| Distribution Policy | 14 |
| Strategy in Action | 15 |
| Operational Review | 21 |
| Financial Review | 23 |
| Sustainability Report | 25 |
| Risk Management | 44 |
| Principal Risks and Uncertainties | 45 |

53-71

72-154




# Distribution policy set to deliver material near-term capital returns to shareholders

**Ability to return capital supported by substantial free cash flow generation with Tyra onstream, which will enable the prioritisation of near-term returns to shareholders, while also allowing measured reinvestment and for a conservative balance sheet to be maintained through cycle.**

## Cashflow Generation Supports all Stakeholders

Prioritisation of shareholder returns in the near-term

Measured re-investment to maintain strong operational portfolio

Preservation of strong balance sheet through-cycle

## Shareholder Returns Policy Focused on 2024-26

- 2024 to 26: Distribution policy of 50-70% of Net Operating Cash flow.
- 2027+: Desire to maintain a meaningful returns profile percentage of Ne

**Shareholder distributions based on Net Operating Cashflow**

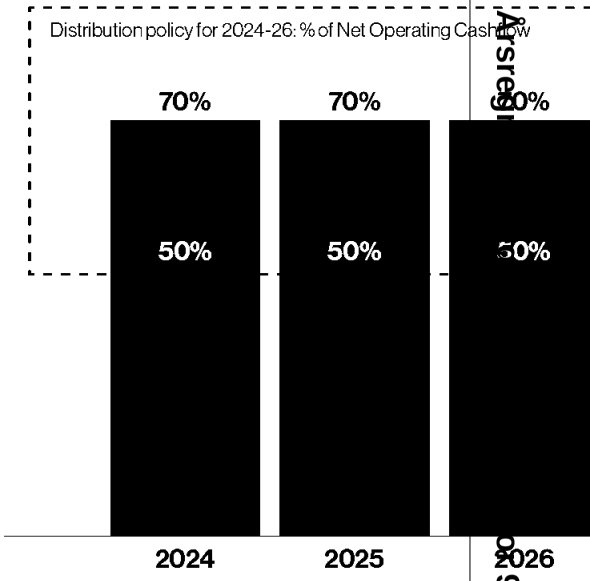




Årsregnskap 987989297

In this report


**1-52**

| | |
|---|---|
| Highlights of the Year | 1 |
| Chair's Statement | 3 |
| Completion of Tyra II | 4 |
| Our Business at a Glance | 6 |
| Chief Executive Officer Statement | 9 |
| Business Model | 12 |
| Our Strategy | 13 |
| Distribution Policy | 14 |
| Strategy in Action | 15 |
| Operational Review | 21 |
| Financial Review | 23 |
| Sustainability Report | 25 |
| Risk Management | 44 |
| Principal Risks and Uncertainties | 45 |

**53-71**

**72-154**






# Acceleration of gas production from Skjold field by reduction of water inj

## Exciting Gas Acceleration Project Pilot initiated end 2023

The change from water injection to depletion drive in parts of the Skjold field was started at the end of 2023. This is a common way of maximising recovery from late-life fields and has the additional benefit of enabling gas export from Gorm; this will further maximise the economic benefit from Grom hub production with sale of excess gas production rather than injection back into the reservoir. This project will potentially increase production by 1.3mmboe, net BlueNord by end 2027, and increase the gas to oil ratio from the Skjold field.

There is some reservoir uncertainty associated with this project. This is mitigated by conducting a pilot project over one to two years, with the option of reversing the process if the pilot is not successful. Produced water from Skjold is reinjected via restored water injectors in the Gorm field and other parts of the Skjold field. This project is also expected to lead to a reduction in fuel gas consumed in pumps for water injection, if produced water is reduced as expected.




> **The Gas Acceleration Pilot is expected to increase the gas production from the Skjold field by changing from water injection to depletion drive. The project may benefit from reducing the fuel consumption leading to reduced emissions.**

ret 2023 for 987989297

In this report


**1-52**

| | |
|---|---|
| Highlights of the Year | 1 |
| Chair's Statement | 3 |
| Completion of Tyra II | 4 |
| Our Business at a Glance | 6 |
| Chief Executive Officer Statement | 9 |
| Business Model | 12 |
| Our Strategy | 13 |
| Distribution Policy | 14 |
| Strategy in Action | 15 |
| Operational Review | 21 |
| Financial Review | 23 |
| Sustainability Report | 25 |
| Risk Management | 44 |
| Principal Risks and Uncertainties | 45 |

**53-71**

**72-154**








# Optimisation mitigates decline for t producing DUC fields

A low overall decline has been observed in the export volumes from the producing DUC fields since 2021. This is mainly due to a high level of well activities and increased focus on delivering a high operational efficiency. In summer 2022, the DUC optimisation journey commenced by successful restimulation of eight wells in the Halfdan North East field. This was followed by the WROM project on Dan with a duration of 18 months, and is now continuing on Halfdan. In parallel, restimulations are carried out with regular intervals on both the Dan, Halfdan and Gorm fields. Further to the increased production, following already executed and planned work, the first infill well si HBB10 well was delivered in 2017; HBA-27B has on production end March 2024. The gas accele project pilot on Skjold is also expected to accele production and reduce water injection and asso consumption by shutting in one water injector p Gorm. There is a continued high focus on keepi unplanned shortfalls low, and combining planne the best possible way to maintain the operation target above 90 percent.

Plot of actual export volumes from 2019 to 2023 from producing DUC fields (excluding Tyra) and th expected for 2024.

DUC excluding Tyra hub – Actual production and decline net BlueNord

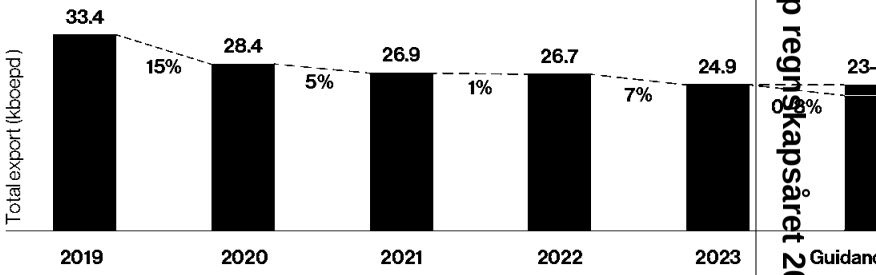


Årsregnskap regnskapsåret 2023 for 987989297

# Ensuring sustainable energy security with the Tyra II field

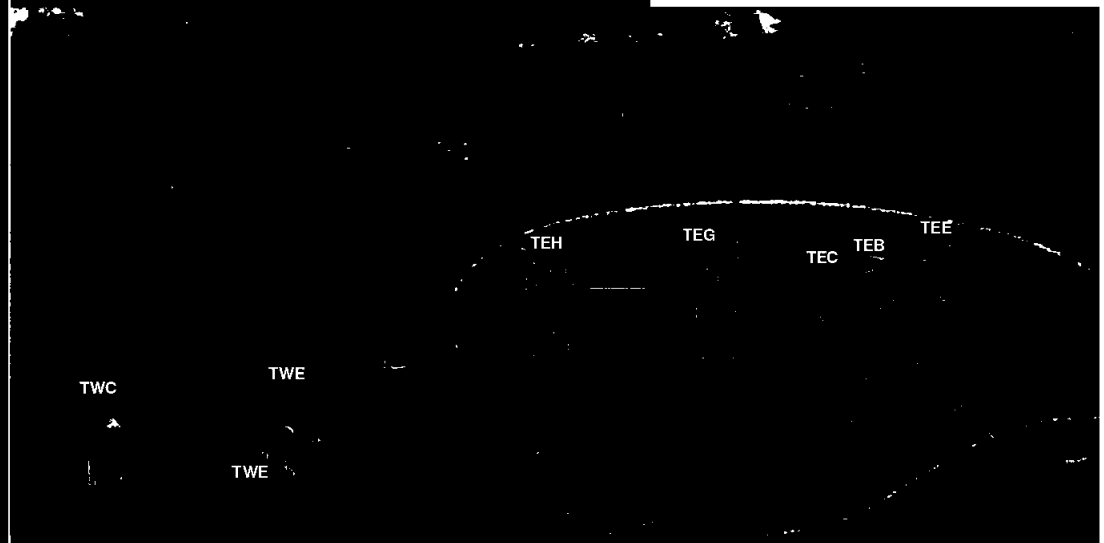


**With the safe restart of Tyra production in March 2024, focus is now on bringing the Tyra West and East fields as well as satellites Valdemar, Roar, Harald and Lulita on production as soon as possible to maximize the utilisation of one of the most advanced and efficient offshore gas installations in the world.**

## Tyra II at a glance

**Energy Security**
Annual sale from Tyra when on plateau is estimated to 2.8 billion cubic meters of gas. This gas will satisfy the need for natural gas in Denmark as well as replacing LNG and coal generated energy in Europe.

The new Tyra gas processing facilities are one of the most technologically advanced offshore gas installations in the world. The new Tyra leverages state-of-the-art digital solutions and technological innovations to produce more efficiently and with 30% lower greenhouse gas emissions than the former facilities.

The onshore control room will be continuously manned and can be used to fully remotely control the Tyra hub offshore operations. This set-up will improve collaboration between the onshore



In this report


**1-52**

| | |
|---|---|
| Highlights of the Year | 1 |
| Chair's Statement | 3 |
| Completion of Tyra II | 4 |
| Our Business at a Glance | 6 |
| Chief Executive Officer Statement | 9 |
| Business Model | 12 |
| Our Strategy | 13 |
| Distribution Policy | 14 |
| Strategy in Action | 15 |
| Operational Review | 21 |
| Financial Review | 23 |
| Sustainability Report | 25 |
| Risk Management | 44 |
| Principal Risks and Uncertainties | 45 |

**53-71**

**72-154**


Årsregnskap regnskapsåret 2097

08.08.2025 kl 15:28 Brønnøysundregistrene Side 30 av 175

## In this report


**1-52**

| | |
|---|---|
| Highlights of the Year | 1 |
| Chair's Statement | 3 |
| Completion of Tyra II | 4 |
| Our Business at a Glance | 6 |
| Chief Executive Officer Statement | 9 |
| Business Model | 12 |
| Our Strategy | 13 |
| Distribution Policy | 14 |
| Strategy in Action | 15 |
| Operational Review | 21 |
| Financial Review | 23 |
| Sustainability Report | 25 |
| Risk Management | 44 |
| Principal Risks and Uncertainties | 45 |

**53-71**

**72-154**




## Strategic Pillar 03
Deliver our potential



# Routine flaring eliminated from July and further flare reduction initiatives implemented in 2024

### Completed and ongoing flaring reduction projects on Gorm

Routine flaring has been eliminated in DUC as of 6 July 2023. The routine flaring was caused by flaring of excess gas from the final stabilisation of Halfdan oil on Gorm as there was no available export route. This routine flaring was eliminated through the Halfdan reroute project, where the oil from Halfdan is now being routed to Dan for final stabilisation. The estimated reduction in emissions is 20 kton$CO_2$e/y.

During 2023, a feasibility study on flare gas recovery from Gorm processing has been completed, the project is expected to be implemented by the end of 2024. The estimated reduction in emissions is estimated to 9 kton$CO_2$e/y. In combination, the recently enabled gas export from Gorm and the flare recovery has the potential of reducing flaring on the Gorm facility up to 50% in 2025.

Flaring – Gorm

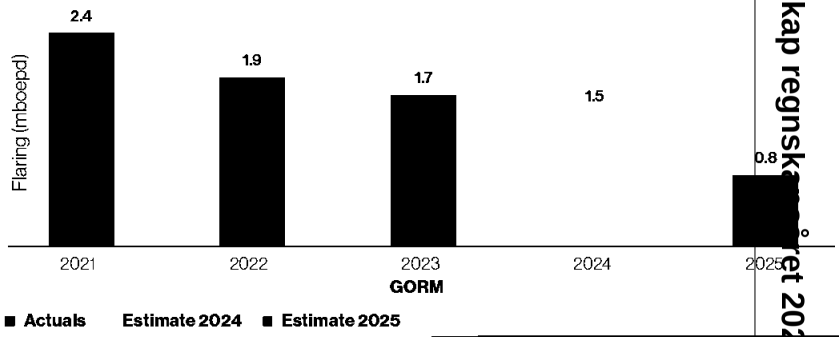




Årsregnskap regnskapsåret 2025

## In this report


**1-52**

| | |
|---|---|
| Highlights of the Year | 1 |
| Chair's Statement | 3 |
| Completion of Tyra II | 4 |
| Our Business at a Glance | 6 |
| Chief Executive Officer Statement | 9 |
| Business Model | 12 |
| Our Strategy | 13 |
| Distribution Policy | 14 |
| Strategy in Action | 15 |
| Operational Review | 21 |
| Financial Review | 23 |
| Sustainability Report | 25 |
| Risk Management | 44 |
| Principal Risks and Uncertainties | 45 |

**53-71**

**72-154**




**Strategic Pillar 03**
Deliver our potential

# BlueNord Long-Term Plan

**The Long-Term Plan outlines development activities up to 2030, based on the current technical and economic landscape of the Danish Underground Consortium (DUC). Projects will be revised and optimised in light of findings from technical studies, production, and changing macroeconomic conditions.**

The plan includes the drilling of seven infill wells between 2023 and 2026. Of these, up to four oil wells will be drilled from Halfdan, one gas near-field exploration well from Harald, with two more still under consideration. The 4D seismic acquired in 2023 is key to identifying pockets of undepleted reservoir in the Halfdan field; interpretation of this data is ongoing and will guide the infill programme.

Following delivery of these infill wells, three further developments will be executed: five wells on Valdemar Bo South, seven wells on Adda, and then nine Halfdan North wells. BlueNord is conducting independent technical work to investigate opportunities for acceleration, to enable timely delivery of affordable energy.

In addition, we are working to mature additional infill wells in the Tyra area. Work is ongoing to increase production and reach design capacity during the summer of 2024, which will unlock significant volumes from Tyra and satellites with our modern and efficient processing facilities.

**Minimum 7 infill wells**
to be drilled between 2023 and 2026

**5 wells**
on Valdemar Bo South

**7 wells**
on Adda

**9 wells**
on Halfdan North

Estimated rig activity schedule

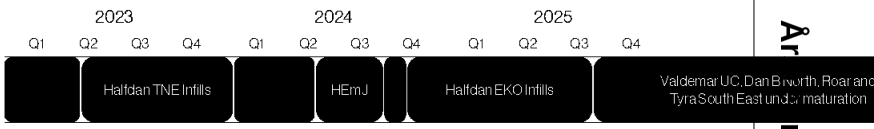


■ Drilling of new wells ■ Workovers or plugging and abandonment ■ Development projects

Expected Long-Term Plan production profile

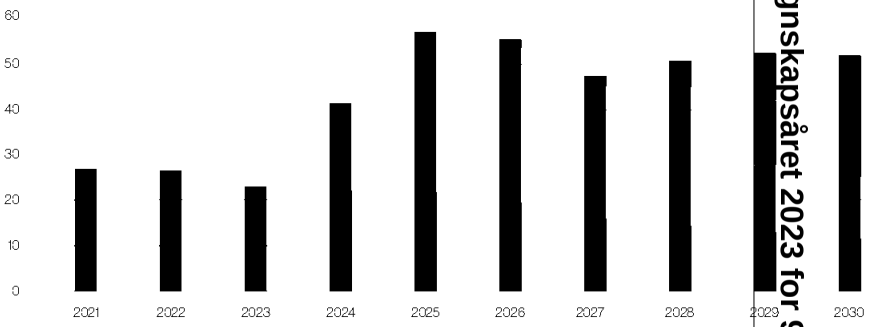




Årsregnskap regnskapsåret 2023 for 987989297

In this report

1-52

| | |
|---|---|
| Highlights of the Year | 1 |
| Chair's Statement | 3 |
| Completion of Tyra II | 4 |
| Our Business at a Glance | 6 |
| Chief Executive Officer Statement | 9 |
| Business Model | 12 |
| Our Strategy | 13 |
| Distribution Policy | 14 |
| Strategy in Action | 15 |
| Operational Review | 21 |
| Financial Review | 23 |
| Sustainability Report | 25 |
| Risk Management | 44 |
| Principal Risks and Uncertainties | 45 |

53-71

72-154



## **Strategic Pillar 03** continued
Deliver our potential

### Key BlueNord Long-Term Plan projects for 2024-30

| | |
|---|---|
| **Halfdan infill** | The Halfdan infill wells are planned as a continuation of the Halfdan field development. A FID was made in 2022 for two infill wells, planned to be drilled in the Halfdan Upper Cretaceous Tor formation. The first well commenced production in April 2024. If supported by positive indications from the 4D seismic study, the Halfdan Ekofisk well will be drilled after the Harald East Middle Jurassic well. |
| **Harald East Middle Jurassic** | This is a gas well drilled from the Harald platform into a Jurassic reservoir which has significantly better production potential than the chalk reservoirs present in the Dan, Halfdan and Gorm hubs. The well is classified as a near field step-out well and has a large range of subsurface outcomes. FID was taken in January 2024, with first production expected in late-2024. |
| **HCA gas lift** | The HCA gas lift project is planned for 2025. The gas lift is required to support well production and thereby increase production potential. Project scope comprises modifications to Halfdan B topside facilities, as well as a gas lift manifold to be installed at Halfdan C. Construction of the main module is complete. |
| **Halfdan North** | The Halfdan North Upper Cretaceous discovery is a northern extension of the producing Halfdan field. Halfdan North was confirmed by the well HDN-2X and later in 2016 by the Tyra SE, TSB-3A well. The discovery will be tied back to the Halfdan B ('HBD') processing platform with a seven kilometre pipeline from a newly-built wellhead platform with nine horizontal wells, five producers and four water injectors. Field Development Plan submitted to Danish Energy Agency ('DEA') in 2020. |
| **Valdemar Bo South** | This discovery is a southern extension of the producing Valdemar field. Valdemar Bo South has been confirmed by the Bo-3X and Jude-1X exploration well and further by the VBA-6E horizontal well drilled in 2012. The discovery will be tied back to Tyra E via the Valdemar BA platform with a 2.5km pipeline from a newly-built wellhead platform with five horizontal wells. Field Development Plan submitted to DEA in 2020. |
| **Adda** | The Adda discovery was made in 1977 by the Adda-1 well. The discovery well found gas condensate in the lower Cretaceous Tuxen Formation and oil in the overlying Upper Cretaceous Hod Formation. The discovery will be tied back to Tyra East with an 11km pipeline from a newly-built wellhead platform with seven horizontal producer wells. Field Development Plan submitted to DEA in 2021. |
| **Svend** | Production from the Svend field ceased in 2016 due to well integrity issues. Due to dependencies on the production life of the Harald hub, Svend is currently categorised as a potential addition to the Long-Term Plan, subject to HEMJ success. |

In this report


**1-52**

| | |
|---|---|
| Highlights of the Year | 1 |
| Chair's Statement | 3 |
| Completion of Tyra II | 4 |
| Our Business at a Glance | 6 |
| Chief Executive Officer Statement | 9 |
| Business Model | 12 |
| Our Strategy | 13 |
| Distribution Policy | 14 |
| Strategy in Action | 15 |
| Operational Review | 21 |
| Financial Review | 23 |
| Sustainability Report | 25 |
| Risk Management | 44 |
| Principal Risks and Uncertainties | 45 |

**53-71**

**72-154**

Net cash flow from operating activity
**$250m**

Effective oil price
**$67.8**
USD/bbl

# BlueNord performance in 2023 was strong

**The Company delivered five percent above budget despite production from the first Halfd delivered in 2024 (rather than 2023). Production during the year benefitted from an increa optimisation activity and higher uptime than planned due to the reduced duration of plann**

**However, the safe delivery of the Tyra restart and Tyra ramp-up is the most significant ongoing development.**

Following construction in Singapore, Indonesia, Italy and Denmark, the world's largest ever lift from a floating crane – of 17,000 tonnes – took place in October 2022. The subsequent offshore hook-up and commissioning period involved more than 1500 offshore and 250 onshore workers.

During 2023 and the first quarter of 2024, a huge scope of offshore work has been completed enabling the Tyra facilities to process and export gas to Denmark.

During the middle of the year, the commissioning strategy was optimised and entailed extensive use of Nitrogen rather than natural gas. This change of strategy offered the benefits of less construction work after the commencement of gas production and also a significantly reduced fuel consumption during start-up. This new strategy for start-up caused a slightly delay of gas in and restart of Tyra but could offer a significantly quicker ramp-up to full processing capacity. The new commissioning strategy was enabled by generation of Nitrogen on Tyra and this Nitrogen generation has also increased efficiency for reinstatement of wells.

The Tyra East and Tyra West wells reinstatement has progressed well with the phase 1 scope of installing refurbished Xmas trees have been installed on all Tyra East and West wells. The phase 2 scope of removing temporary plugs have been completed for all wells on the Tyra West B installation and work is commencing well on Tyra West C with 18 out of 23 Tyra West wells re-instated as of end March. A Wireline unit is being mobilised on Tyra East B.

The onshore control room has been operational since June 2023 and has been actively used for collaboration between the onshore and offshore teams during commissioning. In parallel with the hook-up and commissioning activities on Tyra East and West, the Tyra Satellite fields that have also been shut in since 2019 are being prepared for start-up.

Tyra production will be ramped up according to the following sequence

- Gas in from Dan (achieved 16 March 2024).
- Gas export to Nybro (achieved 21 March 2024).
- Gas in from Harald (achieved 25 March 2024).
- Opening on valves in Nybro and export of gas to the Danish market.
- Gas in from Tyra South East.
- Start-up of gas lift system.
- Two gas export trains in operation.
- Gas in from Valdemar.
- Gas in from Roar.
- Tyra West commencement of production.
- Tyra East commencement of production.

With production from
step has been taken t
processing capacity
the landmark Tyra sto

The outlook for 2024
expected doubling of
through the year.

From the base assets
Halfdan, Dr North Ea
March 2024 while Fir
Halfdan Bro fisk wells
while WRM on Half
the year.

The investment in the
well was approved in
case, this well could p
the last quarter of 202

Work is ongoing to ma
Investment Decisions
maintaining the BlueN
mboepd. BlueNord h
underpinned by our p
DUC Assets and rese

**Marianne Eide**
Chief Operating Offi



Årsregnskap regnskapsåret 2023 fo 987989297

## In this report


**1-52**

| | |
|---|---|
| Highlights of the Year | 1 |
| Chair's Statement | 3 |
| Completion of Tyra II | 4 |
| Our Business at a Glance | 6 |
| Chief Executive Officer Statement | 9 |
| Business Model | 12 |
| Our Strategy | 13 |
| Distribution Policy | 14 |
| Strategy in Action | 15 |
| Operational Review | 21 |
| Financial Review | 23 |
| Sustainability Report | 25 |
| Risk Management | 44 |
| Principal Risks and Uncertainties | 45 |

**53-71**

**72-154**




### 2023 – Annual performance

The production performance in 2023 was excellent and resulted in the upper production guidance given at the beginning being exceeded. It should also be noted that the 2023 production performance was achieved without the start-up of new wells. The Halfdan North Tor North East infill well commenced production in late March 2024. This excellent performance was caused by a high level of well intervention and restimulation activities, as well as a high operational efficiency. In particular, the production benefited from the optimisation campaign on the Dan field which started in mid-2022 and continued throughout 2023. In this campaign, a total of 50 well interventions were carried out on Dan with the rig Noble Reacher, and resulted in the 2023 production from the Dan Hub being two percent higher than the 2022 production. In 2024, Noble Reacher will move to Halfdan, where 17 well interventions are planned to be carried out.

The delivered operational efficiency was 86 percent, which was in line with BlueNord's expectation for 2023. The forecasted high operational efficiency was delivered despite two production loss incidents at the beginning of the year. In general the Company has seen excellent operational performance by the operator and quick response to these loss events. With respect to brown-field modification execution, the Dan-Halfdan re-route work was completed ahead of schedule with lower than expected impact on Dan and Halfdan production.

As a response to the strong production performance of the Gorm Hub, life extension activities were initiated by the partnership in 2023 to ensure longer-term integrity of the installation to ensure maximum recovery of reserves.

| | PRODUCTION PERFORMANCE 2023 | PRODUCTION OUTLOOK 2024 |
|---|---|---|
| **Dan Hub** | Production performance was **high** in 2023 mainly attributed to:<br>• 18 well interventions carried out with the rig Noble Reacher.<br>• Six restimulations carried out in March and eight restimulations in May.<br>• Stable well-count throughout the year. | To keep production high in 2024 the plan<br>• Carry out two proactive workovers by<br>• Maintain the high operational efficienc increased production potential resultin optimisation campaign.<br>• Carry out restimulation campaign duri |
| **Gorm Hub** | Production performance was **high** in 2023 mainly attributed to:<br>• Restimulation of 13 wells carried out in the Gorm field.<br>• Available gas production capacity has been increased through gas reinjection into the Rolf field and also by storing excess gas in the Gorm Halfdan pipeline. In late 2023, gas export from Gorm was established which will also increase gas production capacity and reduce flaring. | To keep production high in 2024 the plan<br>• Fully implement the Skjold Gas Accele recovery mechanism is changed from parts of the Skjold field, which is expec gas to oil ratio, as well as accelarate res the two newly reinstated water injecto<br>• Perform restimulation campaign durin<br>• Utilise the gas export that was establis |
| **Halfdan Hub** | Production performance was **high** in 2023 mainly attributed to:<br>• Arrest of the production decline of the Halfdan field by keeping the well-count high and stable.<br>• Exceptionally high operating efficiency of 90.7 percent.<br>• Continued high gas production as a result of the restimulation of eight HCA wells in 2022. | To keep production high in 2024 the plan<br>• Carry out 17 well interventions with the interventions include water shut-off tre shifting of the wells for optimisation of<br>• Carry out restimulations on nine wells.<br>• The Halfdan Tor NE infill well HBA-27E April 2024.<br>• Maintain the high operational efficienc |
| **Tyra Hub** | | To ensure safe and efficient start-up:<br>• ensure tailored re-start and ramp-up f protect the productivity of each well.<br>• analyse pressure buildup during produ more about the potential of each reser<br>• commence studies for identification o opportunities. |





Årsregnskap regnskaps 97

## In this report


**1-52**

| | |
|---|---|
| Highlights of the Year | 1 |
| Chair's Statement | 3 |
| Completion of Tyra II | 4 |
| Our Business at a Glance | 6 |
| Chief Executive Officer Statement | 9 |
| Business Model | 12 |
| Our Strategy | 13 |
| Distribution Policy | 14 |
| Strategy in Action | 15 |
| Operational Review | 21 |
| Financial Review | 23 |
| Sustainability Report | 25 |
| Risk Management | 44 |
| Principal Risks and Uncertainties | 45 |

**53-71**

**72-154**


## Financial Review



Effective oil price
**$67.8**
USD/bbl

Net cash flow from operating activity
**$250m**

Effective gas price
**75.7**
EUR/MWh

Cost per boe
**$32.5**

Total revenue
**$795m**

**"We have had a strong year driven by excellent underlying operating performance which exceeded expectations and led to a strong and stable financial result in 2023. When comparing with 2022, the commodity price environment in 2023 was less volatile and on average lower overall pricing was realised.**

With revenues of USD 795 million and EBITDA of USD 421 million for the full year, this has resulted in significant cash generation from operating activities of USD 250 million, ending the year with total liquidity of USD 317 million, comprising of cash on balance sheet of USD 167 million and undrawn RBL capacity of USD 150 million.

Our capital structure remains robust supported by our liquidity position and net debt, with no principal maturities prior to Tyra first gas. The RBL facility has successfully remained at the same level of USD 1.1 billion, with maximum cash drawing capacity of USD 1.0 billion.

We also continue to maintain a hedging policy that provides visibility over future cash flow, adding volumes where it makes sense to do so, thereby supporting our balance sheet and capital structure through this continued uncertain price environment.

**Jacqueline Lindmark Boye**
Chief Financial Officer

The Company had revenues of USD 795.0 million in 2023 (2022: USD 966.9 million) mainly related to oil and gas sales from the DUC fields. The decrease is related to lower realised commodity prices, with a decrease of 23.2 percent on gas and 10.2 percent on oil, respectively, net of hedging effects, in addition to 2.9 percent lower oil volumes, offset by 1.2 percent higher gas volumes.

**Production expenses** of USD 295.9 million in 2023 (2022: 308.5 million) were directly attributable to the lifting and transport of the Company's oil and gas production, which equates to USD 32.5 per boe (2022: USD 31.6 per boe). Adjusted for insurance and changes in stock and inventory, total production expenses amounted to USD 340.1 million in 2023 (2022: USD 323.4 million). Current year is influenced by the production enhancing WROM and the Integrity Recovery Project ('IRP') project which started in 2022.

**Personnel expenses** were USD 18.0 million in 2023 (2022: USD 12.5 million). The increase is mainly due to the increased number of FTE's and implementation in 2022 of the share-based long-term incentive ('LTI') programme; the LTI is valued and accounted for according to International Financial Reporting Standards ('IFRS®') 2. For more information related to the LTI, see page 64 in the Remuneration Committee Report.

**Other operating expenses** amounted to USD 14.1 million in 2023 (2022: USD 19.1 million). The decrease is due to lower consultant and legal fees.

**Operating result** (EBITDA) for 2023 was a profit of USD 421.4 million (2022: USD 611.2 million). This decrease is mainly attributable to lower revenue.

EBITDA
**$421m**

Total liquidity
**$317m**

## In this report


**1-52**

| | |
|---|---|
| Highlights of the Year | 1 |
| Chair's Statement | 3 |
| Completion of Tyra II | 4 |
| Our Business at a Glance | 6 |
| Chief Executive Officer Statement | 9 |
| Business Model | 12 |
| Our Strategy | 13 |
| Distribution Policy | 14 |
| Strategy in Action | 15 |
| Operational Review | 21 |
| Financial Review | 23 |
| Sustainability Report | 25 |
| Risk Management | 44 |
| Principal Risks and Uncertainties | 45 |

**53-71**

**72-154**




Net financial items amounted to an expense of USD 75.2 million in 2023 (2022 restated: USD 168.7 million). This is primarily driven by the decrease in the negative fair value adjustment on NOR13's embedded derivative in 2023 compared to 2022, the value of which is influenced by changes in BlueNord's share price, and the unwinding and fair-value adjustment of the interest swap. In addition, 2022 was influenced by a positive effect from the extinguishment of the NOR13 bond loan, that was partly offset by higher interest income related to restricted cash. The net financial items for 2022 have been restated due to capitalisation of borrowing cost on qualifying assets under construction, for more details see note 10 on page 92.

Income Tax for the Group amounted to a current tax cost of USD 145.5 million and deferred tax movements amounted to USD 11.8 million (income), which corresponds to a statutory tax rate of 64 percent on result before tax on hydrocarbon income, adjusted with the effects of investment uplift, foreign exchange adjustment of tax losses and interest limitation. Current tax is impacted by the temporary EU-solidarity tax charge; however, this is offset by an equivalent reduction in hydrocarbon tax deferred tax charge, hence not increasing the effective tax rate from the statutory 64 percent. Effective tax is 0 percent on result before tax in Norway and UK and 22 percent tax on result before tax on ordinary income in Denmark.

Reference is made to note 14 in the consolidated financial statements for further details to the taxes this period.

The Group's net result for the year of USD 109.8 million (2022 restated: loss of USD 8.8 million).

Total non-current assets amounted to USD 3.0 billion at the end of 2023, of which USD 2.4 billion related to property, plant and equipment, intangible assets of USD 151.6 million, deferred tax assets of USD 218.5 million, derivatives related to the RBL interest swap and gas hedges of USD 14.0 million and USD 213.9 million in restricted cash, relating to security for DUC cash-call obligations pledged to TotalEnergies, and security against Nini/Cecilie abandonment costs.

Total current assets amounted to USD 381.9 million at the end of 2023. USD 59.9 million in trade receivables and accrued revenue, mainly related to oil and gas revenue, USD 24.8 million in prepayments primarily offshore and non-payment insurance premiums, USD 166.7 million of cash and USD 54.7 million of inventory.

Equity amounted to USD 813.6 million at the end of 2023 (2022 restated: 664.2 million). The increase in equity is mainly related to the net result of the year and the positive fair value adjustment of hedges.

Interest-bearing debt amounted to USD 1.2 billion at the end of 2023 (2022: USD 1.1 billion). The increase mainly relates to the draw-down of USD 50 million on the RBL facility. Most of the BNOR13 convertible bond loan was converted to BNOR15 in the beginning of 2023; the remaining value was converted to shares by end of 2023. BNOR15 convertible bond loan had a book value of USD 202.0 million at the end of 2023. The bond loans are valued at amortised cost and the embedded derivatives are accounted for as a derivative liability at fair value through profit and loss. BlueNord's USD 1.1 billion RBL facility, drawn at USD 850.0 million on 31 December 2023 and with maximum cash drawing capacity of USD 1.0 billion, had a book-value of USD 820.8 million at the end of 2023, of which USD 125.0 million is classified as current liability as it is due for payment in the second half of 2024. The senior unsecured bond loan BNOR14 had a book value of USD 169.1 million at the end of 2023. The RBL facility and the unsecured bond loan are valued at amortised cost.

Asset retirement obligations amounted to USD 1,049 million at the end of 2023 (2022: USD 955.8 million). The increase is driven primarily by accretion of the provision during 2023, updated exchange rates and some minor changes in cut-off years. USD 981.4 million is related to the DUC assets, USD 64.3 million to Nini/Cecilie, USD 1.5 million to Lulita and USD 1.9 million to the Tyra F-3 pipeline. The Nini/Cecilie asset retirement obligation is secured through a cash escrow account of USD 64.3 million.

Net cash flow from operating activities amounted to USD 249.9 million at the end of 2023 (2022: USD 561.3 million). The decrease is mainly driven by higher tax payments in 2023 of USD 229.8 million that relate in large part to the 2022 taxable income, as well as lower revenue mainly from lower commodity prices net of hedging. Cash flow from operations excluding changes in taxes paid amounted to USD 479.7 million in 2023 compared to USD 572.9 million in 2022.

Cash flow used in investing activities amounted to an outflow of USD 347.6 million at the end of 2023 (2022: USD 259.0 million). The cash flow used in investing activities related to DUC investments of USD 311.0 million, of which USD 254.7 million was spent on Tyra redevelopment (including preparation work related to Tyra satellites and excluding capitalised interest). USD 31.2 million was spent on drilling the infill well on Halfdan; in addition, USD 25.0 million was spent on projects such as Gorm lifetime extension, gas acceleration project, 4D seismic survey and other minor projects. USD 25.0 million in deferred consideration, USD 8.7 million in paid decommissioning, issue of a long-term loan of USD 2.8 million and U
and evaluation asse

Cash flow from finar
an outflow of USD 3.
(2022: USD 156.5 mi
current year is mainl
in paid interest net o
costs, offset by USD
the RBL facility, com
repayment of USD 1

Net change in cash a
amounted to a cash
in 2023 (2022: positi
million). Cash and ca
USD 166.7 million at





987989297

## In this report


**1-52**

| | |
|---|---|
| Highlights of the Year | 1 |
| Chair's Statement | 3 |
| Completion of Tyra II | 4 |
| Our Business at a Glance | 6 |
| Chief Executive Officer Statement | 9 |
| Business Model | 12 |
| Our Strategy | 13 |
| Distribution Policy | 14 |
| Strategy in Action | 15 |
| Operational Review | 21 |
| Financial Review | 23 |
| Sustainability Report | 25 |
| Risk Management | 44 |
| Principal Risks and Uncertainties | 45 |

**53-71**

**72-154**




# Delivering secure, affordable and locally produced energy to Denmark and EU

**We recognise climate change and support Denmark and EU net zero goals by working to reduce our carbon footprint.**



## Our goals

We recognise climate change science as set out by the United Nations Intergovernmental Panel on Climate Change ('IPCC') and support the global climate change goals outlined in the United Nations Framework Convention on Climate Change ('UNFCCC') and the Paris Agreement. We also recognise that hydrocarbons are expected to remain an important part of the energy mix for the foreseeable future, and that we have a responsibility to play an active role in the energy transition. Our strategy is to produce affordable and reliable energy for Denmark and the wider EU, whilst managing climate-related risks and opportunities, by assessing operational emissions reduction activities in conjunction with the Operator and partners.

Whilst our overall em
as Tyra is brought ba
be lower than in 201
production prior to s
and efficient facilitie
emission reduction
Tyra signals the star
emission in the mos
contributing positive
energy. Tyra enable
hydrocarbons, displ
which have higher e

Investment in Carbo
from BlueNord to ta
transition and suppor
Carbon Storage dep
Paris Agreement's g



Årsregnskap regnskapsår 2023 for 987989297

## In this report


**1-52**

| | |
|---|---|
| Highlights of the Year | 1 |
| Chair's Statement | 3 |
| Completion of Tyra II | 4 |
| Our Business at a Glance | 6 |
| Chief Executive Officer Statement | 9 |
| Business Model | 12 |
| Our Strategy | 13 |
| Distribution Policy | 14 |
| Strategy in Action | 15 |
| Operational Review | 21 |
| Financial Review | 23 |
| Sustainability Report | 25 |
| Risk Management | 44 |
| Principal Risks and Uncertainties | 45 |

**53-71**

**72-154**




## Commitments, stakeholder engagement and materiality

### We are **committed to the following:**

- As a responsible partner in the DUC, BlueNord is committed along with the operator TotalEnergies to:
  - Ensuring people's safety and upholding Human Rights in our operations and those of our suppliers.
  - Reducing scope 1 and scope 2 emissions by 40 percent from DUC assets by 2030 compared to 2015 levels. Taking an active role in Denmark's target to reduce its emissions by 70 percent by 2030 compared to 1990 levels, as part of Denmark's commitment to the Paris Agreement.
  - Helping EU reduce emissions by at least 55 percent by 2030 compared to 1990 levels, as part of the European Green Deal.
  - Reducing methane emissions by using state-of-the-art technology to detect leaks and subsequently repair them.
  - Being a player in the circular economy.
  - Preserving biodiversity.
  - Sharing the economic value we create.

- We will do this by:
  - Reducing DUC GHG emissions intensity by bringing Tyra II on stream.
  - Investing in methane detection and reduction, and flare reduction initiatives.
  - Evaluating and executing further Carbon Footprint Reduction ('CFR') opportunities. Electrification of the DUC operations is currently being studied.
  - Supporting DUC to locally recycle obsolete infrastructure, such as Tyra, and plan for further recycling during future decommissioning activities.
  - Investing in the CCS value chain with CarbonCuts.
  - Conducting transparent Environmental Impact Assessments.
  - Complying with EU reporting standards and regulatory requirements during operations, by adopting Corporate Sustainability Reporting Directive ('CSRD') by 2025.
  - Maintaining our social licence to operate by engaging with stakeholders, including local communities, regulatory authorities, and industry partners.
  - Returning value through taxation to the Danish government to enable further state investment in the Energy Transition.

- The impacts of which will drive:
  - Secure access to affordable and locally produced energy.
  - Economic growth and job opportunities for Denmark.
  - Delivery of environmental, social and governance ('ESG') considerations into financial decision making with the aim of promoting long-term sustainable development.
  - Continuous improvement of DUC environmental footprint.

**"BlueNord initiated a double materiality assessment in 2023 as it makes progress to comply with CSRD by 2025.**

During 2023, BlueNord aligned with the Norwegian Transparency Act and the Equality and Anti-Discrimination Act. We developed a separate report from each committee (ESG, Remuneration, Audit, and Nomination), conducted a materiality assessment, and established reporting against the Task Force on Climate-related Financial Disclosures ('TCFD'). BlueNord also established a risk register and has requested monthly emissions data from the Operator.

In 2022, the EU Council gave final approval to the CSRD, to which BlueNord is required to report in accordance with the new standards, ESRS, from next year (2025). The Company has therefore taken steps to prepare for this.

TCFD and CSRD r
is a reflection of the
expectations of inv
external stakehold
to continually evalu
governance and w

BlueNord engages
with internal and ex
continuous dialogu
obtain their feedba
emission reduction
footprint from our v
are employees, inv
partners, governm
communities, and s
the RBL facility red
ESG performance
BlueNord lenders.

Reduction in scope 1 and scope 2 emissions by 40% from DUC assets by 2030 compared to 2015 levels

In this report


1-52

| | |
|---|---|
| Highlights of the Year | 1 |
| Chair's Statement | 3 |
| Completion of Tyra II | 4 |
| Our Business at a Glance | 6 |
| Chief Executive Officer Statement | 9 |
| Business Model | 12 |
| Our Strategy | 13 |
| Distribution Policy | 14 |
| Strategy in Action | 15 |
| Operational Review | 21 |
| Financial Review | 23 |
| Sustainability Report | 25 |
| Risk Management | 44 |
| Principal Risks and Uncertainties | 45 |

53-71

72-154




# Environment

## Emissions

Emissions to the environment includes atmospheric emissions and discharge to sea as a result of the company's activities. Greenhouse and non-greenhouse gases (GHG and non-GHG) are emitted to the atmosphere as a result of fuel combustion, flaring and fugitive emissions.

BlueNord scope 1 emissions arise from its partnership in the DUC, mostly linked to fuel combustion for powering the offshore installations. Flaring of natural gas occurs on all DUC hubs to allow for safe operations during production upsets and non-routine activities.

Routine flaring has been eliminated in 2023 following the re-route of Halfdan production. Fugitive emissions can occur via venting for safety reasons, partial combustion or leaks and are surveyed regularly. Scope 2 emissions are linked to energy consumption at BlueNord offices.

As a non-operator BlueNord works to protect the environment where possible, both in its own operations and through the Company's partnership with the DUC. We support the goals of the Paris Agreement by reducing the carbon footprint of our operations, for example by improving energy efficiency, reducing venting, and eliminating the routine flaring of gas.

We are committed to provide transparency on greenhouse gas emissions across all scopes, our emission reduction activities, and climate-related risks and opportunities. In 2023 we initiated a double materiality assessment of impacts, risks and opportunities in line with EFRAG guidelines, and we are continuously working alongside the Operator to provide transparent emissions data. Whilst currently the key framework which guides our reporting is the TCFD (Task Force on Climate-related Financial Disclosures, now IFRS S2), we shall be moving towards CSRD disclosure compliance by reporting year 2025.

In 2023 we worked alongside the Operator to provide a transparent set of metrics covering atmospheric emissions, chemical usage, and discharges to sea and spills. $CO_2$ emissions have increased slightly (+3%) from 2022 to 2023 mainly due to higher activity on Dan and commissioning activities at Tyra, and partially offset by $CO_2$ emissions decrease linked to CFR activities on Halfdan and Gorm. Methane (CH4) emissions have reduced because of the drone campaign and the subsequent reconciliation of reported versus measured emissions. The GHG emissions intensity increase is linked to natural production decline from 2022 to 2023 (-6%) and the increase in $CO_2$ emissions.

BlueNord recognises that air quality can affect public health and the environment. Traditional air pollutants in the oil and gas E&P industry can include ammonia, carbon monoxide, sulphur oxides, nitrous oxides, non-methane volatile organic compounds and particulate matter.

St

As part of our enviro
work alongside the
monitor our non-GH
measures in place to
our activities.

Emissions, chemica
the sea are regulate
regulatory body.

Routi
been
2023
re-rou
produ

In this report


1-52

| | |
|---|---|
| Highlights of the Year | 1 |
| Chair's Statement | 3 |
| Completion of Tyra II | 4 |
| Our Business at a Glance | 6 |
| Chief Executive Officer Statement | 9 |
| Business Model | 12 |
| Our Strategy | 13 |
| Distribution Policy | 14 |
| Strategy in Action | 15 |
| Operational Review | 21 |
| Financial Review | 23 |
| Sustainability Report | 25 |
| Risk Management | 44 |
| Principal Risks and Uncertainties | 45 |

53-71

72-154




KEY ▲ Higher

## > Performance status 2023: Atmospheric emissions[3]

### Ospar reporting perimeter (includes drilling and logistics)[1]

| TOPIC | 2022 PERFORMANCE | 2023 PERFORMANCE[3] | CHANGE |
|---|---|---|---|
| $CO_2$ emissions | Total $CO_2$ emissions 290 kt | Total $CO_2$ emissions 303 kt | ▲ |
| $CH_4$ emissions | Total $CH_4$ emissions 703 tonnes | Total $CH_4$ emissions 434 tonnes | ▼ |
| nmVOC | 555 tonnes | 215 tonnes | ▼ |
| NOx and SOx emissions | NOx 1,515 tonnes | NOx 1,156 tonnes | ▼ |
| | SOx 17 tonnes | SOx 31 tonnes | ▲ |

| TOPIC | 2022 PERFORMANCE | 2023 PERFORMAN |
|---|---|---|
| Contribution to total GHG emissions | Fuel consumption – Fuel Gas 76% | Fuel consumpti Fuel Gas 75% |
| | Fuel consumption – Diesel 10% | Fuel consumpti 14% |
| | Flare 10% | Flare 9% |
| | Fugitive emissions 4% | Fugitive emissi 2% |
| GHG intensity ($CO_2$eq/boe) | 29.6 | 32 |

### ETS reporting perimeter[2]

| TOPIC | 2022 PERFORMANCE | 2023 PERFORMAN |
|---|---|---|
| EU ETS $CO_2$ emissions | Total $CO_2$ emissions 263 kt | Total $CO_2$ emiss 27 kt |
| EU ETS $CO_2$ intensity ($CO_2$/boe) | 24.8 | 27 |

1. Numbers have been verified and submitted by the DUC operator to DEA for OSPAR reporting. Awaiting Approval from OSPAR
2. Numbers have been submitted by the DUC operator to External Auditors for verification
3. Numbers are net to BlueNord unless stated otherwise





Årsregnskap regnskapsåret 2023 97

In this report


1-52

| | |
|---|---|
| Highlights of the Year | 1 |
| Chair's Statement | 3 |
| Completion of Tyra II | 4 |
| Our Business at a Glance | 6 |
| Chief Executive Officer Statement | 9 |
| Business Model | 12 |
| Our Strategy | 13 |
| Distribution Policy | 14 |
| Strategy in Action | 15 |
| Operational Review | 21 |
| Financial Review | 23 |
| Sustainability Report | 25 |
| Risk Management | 44 |
| Principal Risks and Uncertainties | 45 |

53-71

72-154




KEY ▲ Higher

## > Performance status 2023: Discharge to sea[3]

**Ospar reporting perimeter[1]**

| TOPIC | 2022 PERFORMANCE | 2023 PERFORMANCE | CHANGE |
|---|---|---|---|
| Discharge to sea | Discharged produced water 6.5 mm m³ | Discharged produced water 6.8 mm m³ | ▲ |
| | Volume of oil discharged 44.6 tonnes | Volume of oil discharged 48.0 tonnes | ▲ |
| | Oil concentration in water 6.9 mg/L | Oil concentration in water 7.0 mg/L | ▲ |
| Spills | Number of oil and diesel spills[2] 6 | Number of oil and diesel spills[2] 15 | ▲ |
| | Oil and diesel spills 0.25 tonnes | Oil and diesel spills 0.02 tonnes | ▼ |
| | Number of chemical spills[2] 32 | Number of chemical spills[2] 20 | ▼ |
| | Chemical spills 3.33 tonnes | Chemical spills 0.05 tonnes | ▼ |

1. Numbers have been verified and submitted by the DUC operator to DEA for OSPAR reporting. Awaiting Approval from OSPAR
2. Number of spills is 100% DUC.
3. Numbers are net to BlueNord unless stated otherwise

| TOPIC | 2022 PERFORMANCE | 2023 PERFORMA |
|---|---|---|
| Chemical usage | Green chemicals 1,496 tonnes | Green chemic 1,904 to |
| | Yellow chemicals 2,812 tonnes | Yellow chemic 3,082 to |
| | Red chemicals 26 tonnes | Red chemicals 27 tonne |
| | Black chemicals 0 tonnes | Black chemica 0 tonnes |
| | Total chemicals 4,333 tonnes | Total chemica 5,014 to |
| Chemical discharge | Green chemicals 296 tonnes | Green chemic 1,119 ton |
| | Yellow chemicals 1,575 tonnes | Yellow chemic 1,848 to |
| | Red chemicals 5 tonnes | Red chemicals 6 tonnes |
| | Black chemicals 0 tonnes | Black chemica 0 tonnes |
| | Total chemicals 1,876 tonnes | Total chemica 1,876 to |



Årsregnskap regnskapsåret 2023 for 97

In this report


1-52

| | |
|---|---|
| Highlights of the Year | 1 |
| Chair's Statement | 3 |
| Completion of Tyra II | 4 |
| Our Business at a Glance | 6 |
| Chief Executive Officer Statement | 9 |
| Business Model | 12 |
| Our Strategy | 13 |
| Distribution Policy | 14 |
| Strategy in Action | 15 |
| Operational Review | 21 |
| Financial Review | 23 |
| Sustainability Report | 25 |
| Risk Management | 44 |
| Principal Risks and Uncertainties | 45 |

53-71

72-154




## Emissions reduction initiatives

In 2023 BlueNord initiated an inventory of its Scope 1, 2, and 3 emissions, and is working alongside the Operator to set out an emissions reduction roadmap with GHG emissions reduction targets founded upon cost-effective CFR initiatives on an asset-by-asset basis.

We acknowledge that we have indirect emissions related to upstream and downstream activities. Under Scope 3, Category 11 of the GHG Protocol ('Use of sold product') constitutes the bulk of BlueNord scope 3 emissions. We are working to define the boundaries of our scope 3 emissions and to collect the data.

### Carbon Capture and Storage

To support climate targets and reduce carbon emissions globally, 'CCS' technologies will have to be deployed at scale. CCS is a means by which hard-to-abate industries can mitigate climate change, by reducing/avoiding carbon emissions and even reducing atmospheric $CO_2$ concentration, when linked to energy production from biomass or $CO_2$ capture from the air.

It involves the separation, treatment and transportation of $CO_2$ from industrial sources to a long-term storage location. As noted in the International Energy Agency ('IEA')'s report Net Zero by 2050: A Roadmap for the Global Energy Sector, CCS can facilitate the transition to net zero by tackling emissions from existing assets and providing a way to address emissions from challenging sectors. BlueNord is involved in two CCS projects: Bifrost and Ruby.

### CarbonCuts

BlueNord has made a strategic investment in CarbonCuts A/S, intending to establish an onshore $CO_2$ storage location in Denmark and address Denmark's ambitions for onshore storage of $CO_2$.

**Timeframe until the beginning of CCS operations for the Ruby project.**

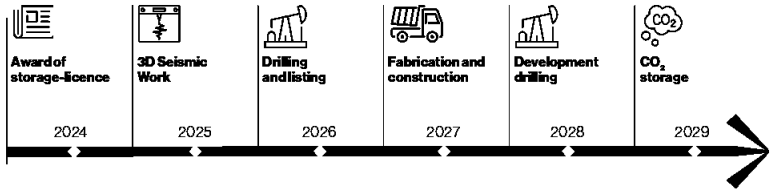


The Company will contribute to the Paris Agreement's goal of arresting global warming, with its core business to build, own and operate permanent geological sites for $CO_2$ storage. The target for the first storage of $CO_2$ is 2029. CarbonCuts' first project in the Rødby area has received local support and has attracted national and international political interest.

CarbonCuts A/S was registered as a legal entity in August 2022, specifically to explore the opportunity of $CO_2$ storage in the Rødby area. CarbonCuts A/S is a wholly owned subsidiary of the BlueNord Group, which has funded its activities since October 2022.

CarbonCuts and the municipality of Lolland have collaborated since early 2022 to mature the $CO_2$ storage site. The Ruby Project covers $CO_2$ receiving facilities, intermediate storage, pumping and injection facilities as well as a number of wells for injection and observation. Several $CO_2$ import options are being investigated to allow flexibility and optionality in terms of pace, customer requirements and volume. A phased development approach is being considered with $CO_2$ injection anticipated to commence by 2029.

CarbonCuts has gained solid political support via weekly contact with the local business association, Business Lolland-Falster. Obtaining public acceptance is of the highest priority, and CarbonCuts continues to actively engage with stakeholders, including local communities, regulatory authorities, and industry partners, seeking input and feedback to inform our strategic decisions, and to ensure our social licence to operate.

CarbonCuts is preparing for the next phases of 'Ruby', including seismic surveys expected to be conducted next winter should CarbonCuts be awarded the license. The focus remains firm on the goal: to launch a sustainable storage solution with accompanying infrastructure that can contribute to fulfilling Denmark's $CO_2$ goals and serve as an inspiration for $CO_2$ storage globally.

Headquartered in Kgs. Lyngby and as a subsidiary of BlueNord, CarbonCuts has access to extensive knowledge of the energy sector and the Danish subsurface. BlueNord's insights and capital strengthen CarbonCuts' position as a $CO_2$ storage operator.

CarbonCuts
purpose op
to drive strat
sustainabilit
can be scale
We recognis
that we have
and the Rub
both the clin
$CO_2$ storage
look forward
CarbonCuts
as a full mem
BlueNord gr

Euan Shirlaw
Chief Executive

In this report


1-52

| | |
|---|---|
| Highlights of the Year | 1 |
| Chair's Statement | 3 |
| Completion of Tyra II | 4 |
| Our Business at a Glance | 6 |
| Chief Executive Officer Statement | 9 |
| Business Model | 12 |
| Our Strategy | 13 |
| Distribution Policy | 14 |
| Strategy in Action | 15 |
| Operational Review | 21 |
| Financial Review | 23 |
| Sustainability Report | 25 |
| Risk Management | 44 |
| Principal Risks and Uncertainties | 45 |

53-71

72-154






### Bifrost

Project Bifrost is developing a concept for storing $CO_2$ in a depleted reservoir in the Harald field. This partnership is between the DUC, Ørsted and the Technical University of Denmark ('DTU'). This project assesses the potential for transporting $CO_2$ – captured onshore – via specialised shipping or existing pipelines, and finally injected into the empty gas reservoirs at the Harald field.

With a storage capacity of several million tonnes per year, the Harald-field was the perfect location for the partnership to study a future concept.

### Efficiency optimisation

Reducing fuel gas consumption plays an important role in reducing DUC GHG emissions. In 2023, several projects have been carried out to improve energy efficiencies. New air filters have been installed on Dan DFG gas turbine and DFF compressor resulting in 1.3 kt $CO_2$eq reduction. Dan aftercooler pressure drop was reduced, which led to emissions reduction of 2.7 kt $CO_2$eq. HBD compression train cooling optimisation reduced emissions by 1.6 kt $CO_2$eq at Halfdan. Optimisation of lift gas with the setup of the Carbon Intensity Manager resulted in an estimated 4.2 kt $CO_2$eq reduction in 2023. More projects are being matured to further reduce fuel consumption at DUC's operations, such as air filters replacement at Dan and Halfdan power generators.

### Electrification

Powering the DUC installation with renewable energy would substantially reduce scope 1 emissions. The DUC partnership is investigating

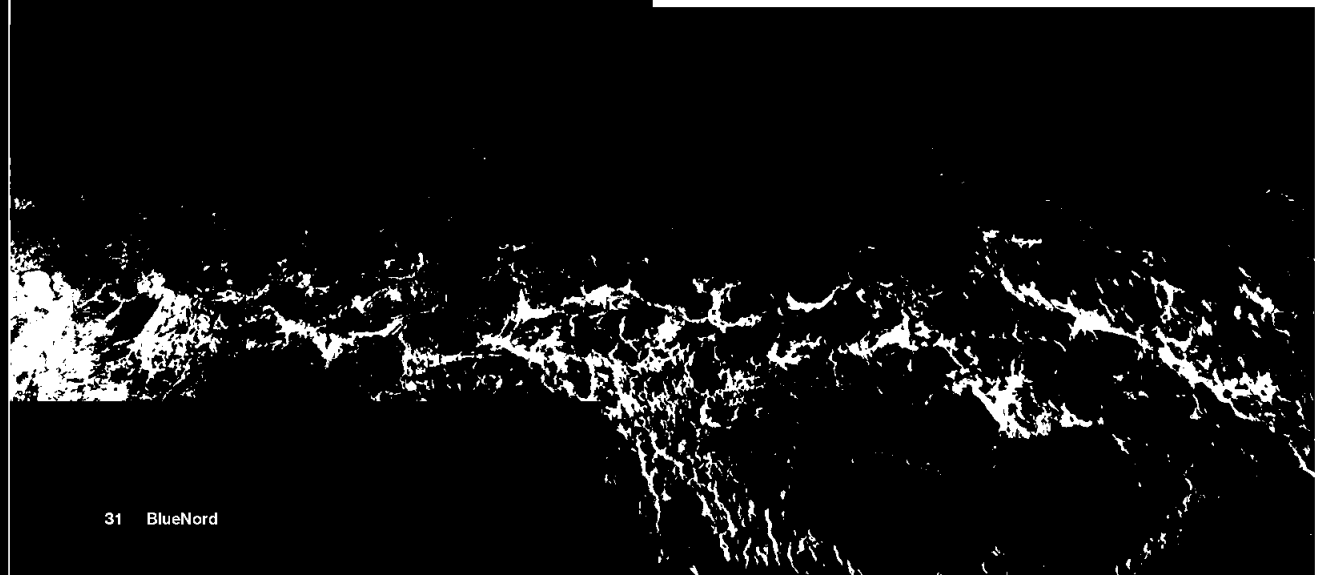



whether electrificati
operations can be te
economically viable
various renewable e
of electricity transpo
of electrical substati
work to convert dire
electrically powered

### Flaring reduction a

Following the re-rou
from Gorm to Dan o
routine flaring has be
operations. The esti
is 20 kton$CO_2$e/yr. F
place either for safet
maintenance, testing
opportunities are be
As an example, durin
flare gas recovery fr
potential of reducing
by ~25% has been co
expected to be imple
estimated reduction

### Methane reduction

Methane is a potent
warming potential 28
Methane can be em
gas combustion (fue
release of leaks. In o
methane emissions,
Repair) campaigns a
Optical gas imaging
drones campaigns.

The 2023 drone can
in venting and fugitiv
reconciliation of repo
methane emissions,
better combustion e
assumed. The DUC
reducing methane e

Årsregnskap og revisjonsberetning 2023 for 987989297

## In this report


**1-52**

| | |
|---|---|
| Highlights of the Year | 1 |
| Chair's Statement | 3 |
| Completion of Tyra II | 4 |
| Our Business at a Glance | 6 |
| Chief Executive Officer Statement | 9 |
| Business Model | 12 |
| Our Strategy | 13 |
| Distribution Policy | 14 |
| Strategy in Action | 15 |
| Operational Review | 21 |
| Financial Review | 23 |
| Sustainability Report | 25 |
| Risk Management | 44 |
| Principal Risks and Uncertainties | 45 |

**53-71**

**72-154**




## Technology and innovation

BlueNord aims to be a meaningful participant in the energy transition. The Company has a focus on facilitating improved technical, commercial, and economic framing of environmental initiatives.

Together with DUC partners, BlueNord invests in research and development through the Technical University of Denmark ('DTU'), University of Copenhagen, Aarhus University, Aalborg University, and the Geological Survey of Denmark and Greenland. In 2014 DUC founded a research centre, the Danish Offshore Technology Centre ('DOTC'), which conducts research into responsible and efficient oil and gas production from the Danish North Sea with a reduced environmental and climate footprint.

In 2023 the DUC contributed funding amounting to DKK118 million to DOTC. The DOTC focuses on the following areas;

- Abandonment of offshore oil and gas fields, including the monitoring of abandoned installations in reference to an environmental baseline for long-term protection.
- $CO_2$ storage in old oil and gas fields.
- Produced water management; developing new technologies to optimise water treatment processes, with a view to achieving our vision of zero harmful discharge.
- Operations and maintenance technologies, including modular architecture for planning maintenance in a cost-effective way.

In addition to the research and development studies conducted at DTU, BlueNord is also participating in the INNO-CCUS partnership which is developing and maturing technology relating to the capture, storage and utilisation of $CO_2$.

## In this report


**1-52**

| | |
|---|---|
| Highlights of the Year | 1 |
| Chair's Statement | 3 |
| Completion of Tyra II | 4 |
| Our Business at a Glance | 6 |
| Chief Executive Officer Statement | 9 |
| Business Model | 12 |
| Our Strategy | 13 |
| Distribution Policy | 14 |
| Strategy in Action | 15 |
| Operational Review | 21 |
| Financial Review | 23 |
| Sustainability Report | 25 |
| Risk Management | 44 |
| Principal Risks and Uncertainties | 45 |

**53-71**

**72-154**




## Water and biodiversity

Biodiversity is a priority for our stakeholders, and we are committed to engaging in research and dialogue to enhance further understanding of potential impacts and how we can contribute, including by leveraging natural climate solutions.

In partnership with the DTU and DOTC, BlueNord is investigating the role and importance of subsea structures, such as platforms, for cod stocks in the Danish North Sea. The current project – to evaluate the environmental baseline of cod populations around offshore structures – started with offshore data collection in summer 2023, and is due to complete with a further survey in 2024.

Also in partnership with the DTU and DOTC, BlueNord is devising ways to improve the treatment and disposal of the water produced alongside hydrocarbons. The current Produced Water Management Programme uses technology which purifies water to an exceptional standard, such that the water being let out to sea is of greater purity than that which legislation and discharge permits require. Nevertheless, our vision is to go further, and to completely eliminate harmful discharges associated with produced water.

We are improving and stabilising water treatment processes with new instrumentation and advanced process control technology. Biological treatment methods and advanced oxidation will be tested and, if found to be feasible, further developed. Projects to demonstrate the technology in offshore applications will be undertaken.



We support DUC's ambition to locally recycle obsolete infrastructure. During the dismantling of the old platforms and structures from the Tyra field, 98.5% of the material was either directly reused or recycled at local Danish recycling yards. For example, a few of the generators were used again elsewhere, and other parts were processed and traded on the international market. We will use the wealth of knowledge gained during Tyra redevelopment over the coming decades to reduce the impact upon the environment from decommissioning and abandonment of offshore installations and pipelines relating to DUC operations. In partnership with the DOTC, BlueNord is researching cost-effective abandonment options that will deliver robust environmental protection.

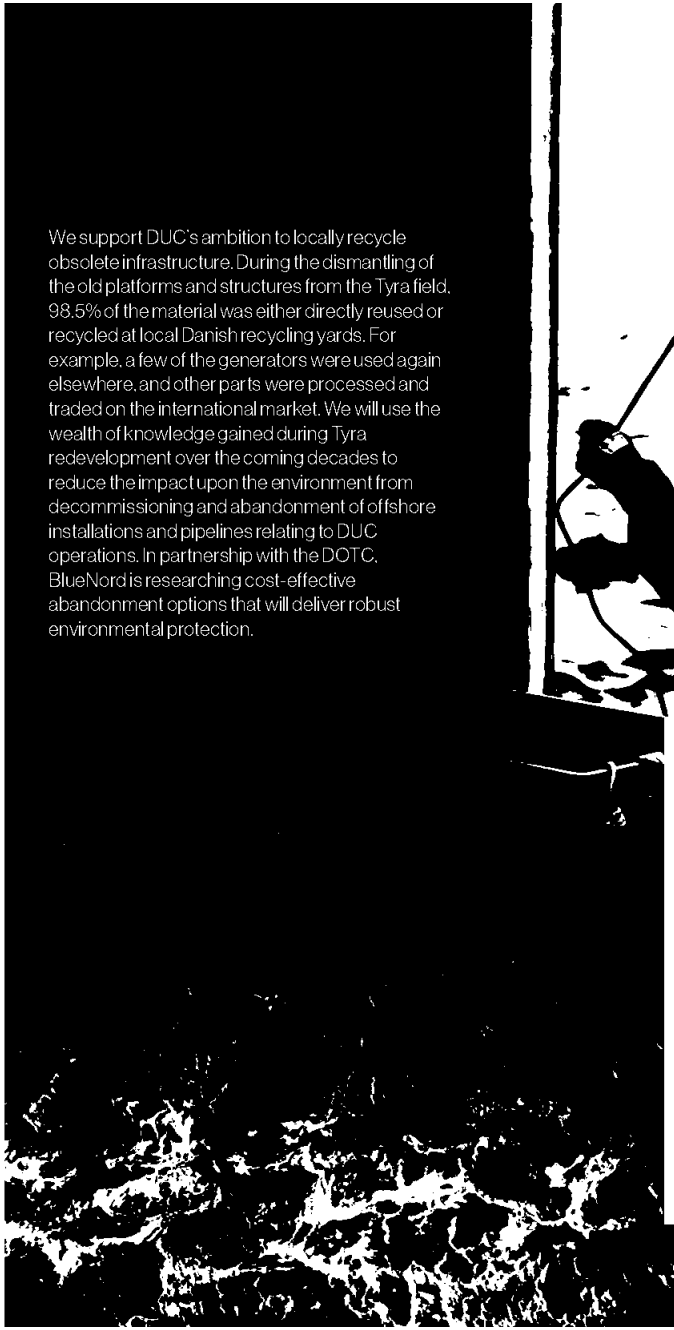

**"Biodiversity is for our stakeho and we are con to engaging in and dialogue.**

In this report


1-52

| | |
|---|---|
| Highlights of the Year | 1 |
| Chair's Statement | 3 |
| Completion of Tyra II | 4 |
| Our Business at a Glance | 6 |
| Chief Executive Officer Statement | 9 |
| Business Model | 12 |
| Our Strategy | 13 |
| Distribution Policy | 14 |
| Strategy in Action | 15 |
| Operational Review | 21 |
| Financial Review | 23 |
| Sustainability Report | 25 |
| Risk Management | 44 |
| Principal Risks and Uncertainties | 45 |

53-71

72-154




## Task Force on Climate-related Financial Disclosures ('TCFD')

**There is a growing demand for decision-useful, climate-related information, and creditors and investors are increasingly demanding access to risk information that is consistent, comparable, and clear.**

For this reason the Financial Stability Board, the international body established by the G20 in 2009 to monitor and make recommendations about the global financial system, has created TCFD, to improve and widen reporting of climate-related financial information.

In line with TCFD recommendations, a report in accordance with TCFD is, as of 2022, an integral part of BlueNord's annual financial reporting. The report is reviewed annually by our Audit Committee, ESG Committee, and the Board.

TCFD encourages a standardised reporting structure for financially material climate-related risks and opportunities to give investors, lenders, and insurers enhanced comparability when assessing and pricing pertinent companies.

The TCFD framework is made up of 11 recommended disclosures divided into four pillars that represent core elements of how organisations operate. The four pillars are: governance, strategy, risk management, and metrics and targets.

Moreover, the framework separates into three main categories: risks related to the physical impacts of climate change, risks related to the transition to a lower-carbon economy, and climate-related opportunities. TCFD has also incorporated financial impact as an integral part of its disclosure recommendations.

For more about TCFD see the Appendix to this report from page 143.

**At BlueNord we have identified the most significant climate-related risks and opportunities we face.**

| GOVERNANCE | RECOMMENDED DISCLOSURES | |
|---|---|---|
| **Disclose the organisation's governance around climate-related risks and opportunities.** | a) Describe the board's oversight of climate related risks and opportunities. | b) Describe the management's role assessing and managing climate-related risks and opportunities. |

| STRATEGY | RECOMMENDED DISCLOSURES | |
|---|---|---|
| **Disclose the actual and potential impacts of climate-related risks and opportunities on the organisation's business, strategy, and financial planning where such information is material.** | a) Describe the climate-related risks and opportunities the organisation has identified over the short, medium, and long-term. | b) Describe the impa of climate-related ris and opportunities o organisation's businesses, strateg and financial plannir |

| RISK MANAGEMENT | RECOMMENDED DISCLOSURES | |
|---|---|---|
| **Disclose how the organisation identifies, assesses, and manages climate-related risks.** | a) Describe the organisation's processes for identifying and assessing climate-related risks. | b) Describe the organisation's processes for mana climate-related risks |

| METRICS & TARGETS | RECOMMENDED DISCLOSURES | |
|---|---|---|
| **Disclose the metrics and targets used to assess and manage relevant climate-related risks and opportunities where such information is material.** | a) Disclose the metrics used by the organisation to assess climate-related risks and opportunities in line with its strategy and risk management process. | b) Disclose Scope 1, Scope 2 and, if appropriate, Scope greenhouse gas (GH emissions and the related risks. |



Årsregnskap Regnskapsåret 2023 for 987989297

In this report


**1-52**

| | |
|---|---|
| Highlights of the Year | 1 |
| Chair's Statement | 3 |
| Completion of Tyra II | 4 |
| Our Business at a Glance | 6 |
| Chief Executive Officer Statement | 9 |
| Business Model | 12 |
| Our Strategy | 13 |
| Distribution Policy | 14 |
| Strategy in Action | 15 |
| Operational Review | 21 |
| Financial Review | 23 |
| Sustainability Report | 25 |
| Risk Management | 44 |
| Principal Risks and Uncertainties | 45 |

**53-71**

**72-154**




# Social

**We strive for zero accidents, zero incidents, and zero impact to the environment.**

The BlueNord health, safety and environment (HSE) policy has been revised and updated as of October 2023. Our vision of 'zero accidents, zero incidents, and zero impact to the environment' underpins our commitment to:

- Ensuring safe and efficient operations.
- Compliance with regulatory standards.
- Striving to reduce climate and other environmental impacts to as low as reasonably practicable.

BlueNord is ultimately accountable for the contribution of all our people to health, safety and environmental outcomes, and continuous improvement in these areas.

By complying with applicable standards and regulations and continually improving our management system we make positive progress towards the key goal of zero fatalities and zero recordable work-related accidents.

As a partner in DUC, we take responsibility for HSE by actively supporting the good HSE work of the Operator, and proactively participating in meetings and initiatives. Further to constructive dialogue regarding the offshore working environment issues on Total Energies platforms in DUC which began in 2022, we have built robust relations and trust, with our Lead Operations Engineer participating regularly in Tyra offshore meetings.

Planning of preventative safety and environmental work involves the participation of local health and safety representatives to maximise employee welfare and minimise our already low rates of sickness absence. In addition, all employees are offered annual on-site first aid and defibrillator courses, and ergonomic assessments as applicable.

Total sick leave in the BlueNord group was reported to be 0.41 percent in 2023. No work-related illness was reported.

Work-related accidents or injuries in 2023[1]

Total sick leave[1]

1. Excluding non-operational DUC interests

## Supply chain

Outside the DUC, ou
Nordic and North Eu
consultancy, legal ar
judged to involve mi
considering new inv
for goods and servic
monitoring of prospe
existing ones) is und

We also consider ho
operations do not co
fundamental human
tender processes ar
we seek to confirm t
rights, sound workin
terms, and our Code

For more information
section of this repo



Årsregnskap regnskapsåret 2023

In this report


1-52

| | |
|---|---|
| Highlights of the Year | 1 |
| Chair's Statement | 3 |
| Completion of Tyra II | 4 |
| Our Business at a Glance | 6 |
| Chief Executive Officer Statement | 9 |
| Business Model | 12 |
| Our Strategy | 13 |
| Distribution Policy | 14 |
| Strategy in Action | 15 |
| Operational Review | 21 |
| Financial Review | 23 |
| Sustainability Report | 25 |
| Risk Management | 44 |
| Principal Risks and Uncertainties | 45 |

53-71

72-154




## Diversity, equity and inclusion

### BlueNord believes embracing diversity, equity and inclusion ('DE&I') positively impacts recruitment and retention and drives performance across the Company.

BlueNord is an equal opportunity employer, committed to fostering DE&I in the workplace. We welcome and embrace a variety of skillsets and perspectives, and we value differences between people of different cultural backgrounds, ethnicity, age, gender, gender identification, gender expression, sexual orientation, functional ability, religion, and philosophies of life. These principles apply to all employment practices at BlueNord, including recruitment, hiring, compensation and benefits, promotion, training and development, and leave of absence.

**BlueNord DE&I index**

79.1

January 2022

80.5

January 2023

The Norwegian Equality and Anti-Discrimination Act stipulates that organisations must identify and address challenges regarding equality and diversity in the workplace before any incidents or discrimination take place. The Act's general activity duty applies to BlueNord; in addition, we are implementing the working method that the Act prescribes for specific activity duty: Investigate, Analyse, Implement and Evaluate results.

An initial assessment of challenges was carried out at the end of 2022. Gender-equalising terms for duration and payment of parental leave were implemented as part of BlueNord's leave policy. As of 2023, a set of questions to establish whether BlueNord is considered a safe, inclusive, and healthy workplace with equal opportunities and zero tolerance for harassment were included in our annual Employee Engagement and Working Environment survey.

Following the survey, inclusion was considered one of the topics to be further highlighted in the programme for our culture journey 2023. The survey performed in January 2024 proves that initiatives taken have had a positive impact.

As part of our culture journey 2023, sessions and activities involving all staff were undertaken to understand, recognise, and embrace diversity and its impact on our multinational teams and organisation. This has helped to foster a sense of belonging and integration within the BlueNord team. Correspondingly, we have enhanced the awareness of bias and blind-spots, cultural differences, and cross-cultural communication.

As part of the perfor
involving annual per
review and personal
performance evalua
calibrated jointly by l
impact of biases and

BlueNord champion
work-life balance, ar
different stages of th
support our employe
care of children and
during sickness, and
gender-equalising te
of parental leave.

Channels and proce
concerns about hara
experienced by or w
Appropriate handlin
discrimination issue
harassment policy, s
process and the exi
procedure and its re

No whistleblowing i
since the implement
2020. BlueNord will
systematic approac
preventing discrimin

Extract from DE&I Index

Extract of responses from BlueNord's annual Employee Engagement and Working Environment survey included in BlueNord DE&I index. Responses on a 7-point Likert scale converted into a 0–100 index scale

2024
2023



Årsregnskap regnskapsår 2023 f 97

## In this report


**1-52**

| | |
|---|---|
| Highlights of the Year | 1 |
| Chair's Statement | 3 |
| Completion of Tyra II | 4 |
| Our Business at a Glance | 6 |
| Chief Executive Officer Statement | 9 |
| Business Model | 12 |
| Our Strategy | 13 |
| Distribution Policy | 14 |
| Strategy in Action | 15 |
| Operational Review | 21 |
| Financial Review | 23 |
| Sustainability Report | 25 |
| Risk Management | 44 |
| Principal Risks and Uncertainties | 45 |

**53-71**

**72-154**




## Our people and values

**We believe that each and every one of our people makes a difference. We work as one team across our three locations, with forty employees and three in-house consultants at year end 2023.**

BlueNord supports the principle of freedom of association and collective bargaining. We fully respect the right of employees to form and join trade unions, as well as the right to remain non-unionised. There are no trade unions currently represented at BlueNord. Thus, the Company is not bound by any collective bargaining agreements, except for what may follow from local legislation, case law and legal practice.

25 percent of the team works in a managerial role. However, BlueNord operates an essentially flat management structure, with just one leadership level in support of the Executive Team.

As an organisation, BlueNord is growing organically, focusing on and prioritising the presence of the best-qualified person in every role, regardless of their gender. This applies to both the recruitment of new employees and the assessment of performance and capabilities for internal advancement.

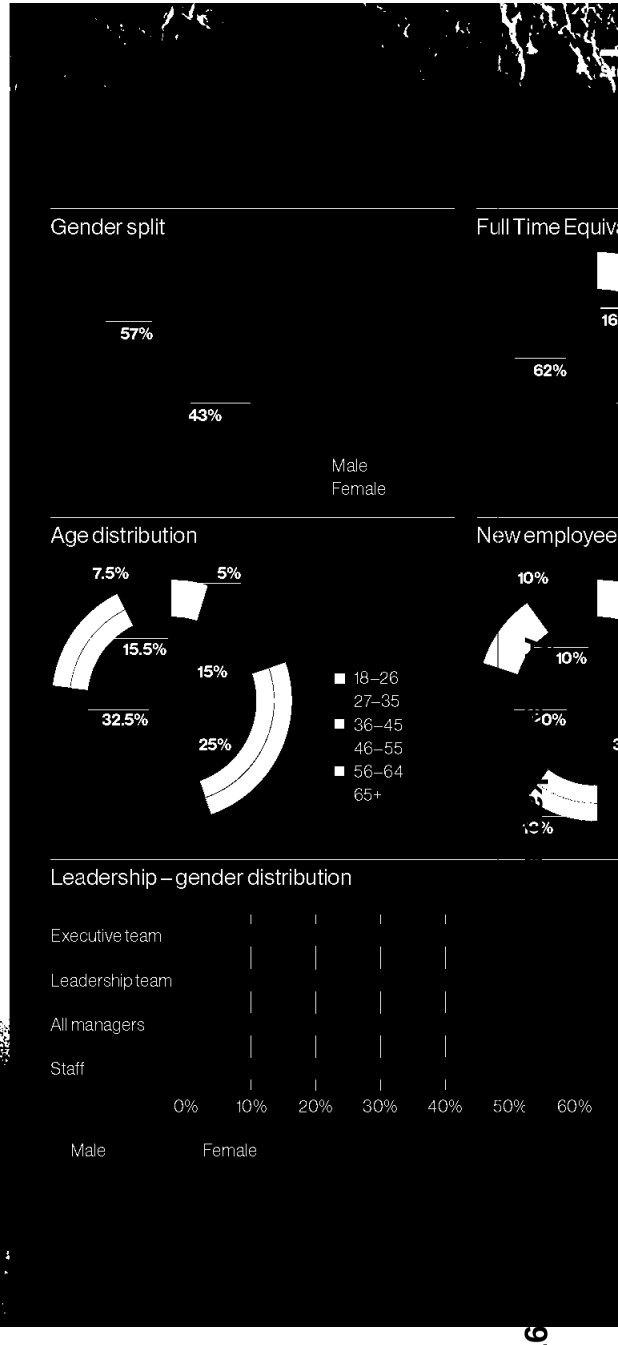

## In this report


**1-52**

| | |
|---|---|
| Highlights of the Year | 1 |
| Chair's Statement | 3 |
| Completion of Tyra II | 4 |
| Our Business at a Glance | 6 |
| Chief Executive Officer Statement | 9 |
| Business Model | 12 |
| Our Strategy | 13 |
| Distribution Policy | 14 |
| Strategy in Action | 15 |
| Operational Review | 21 |
| Financial Review | 23 |
| Sustainability Report | 25 |
| Risk Management | 44 |
| Principal Risks and Uncertainties | 45 |

**53-71**

**72-154**




**The best thing about working in BlueNord is that we are a small organisation with great colleagues.**

**bold.**
purposeful.
*dependable.*

Building culture is a collective effort at BlueNord. We strive for an inclusive culture with full employee engagement, where everyone feels empowered, respected, and has a strong sense of belonging. With commitment from the Executive Team and active involvement from our team of Culture Ambassadors, the whole organisation has participated in our culture journey 2023, through Company-wide camps, team discussions, and one-to-one activities throughout the year.

Our team represents ten different nationalities and a wide range of ages, background, experiences, and ways of thinking. These are some of the reasons why many of our employees look forward to going to work every morning.

**BlueNord Employee Engagement index**

64.8
January 2022

79.1
January 2023

80.5
January 2024

Extract from Employee Engagement survey

| | 2024 | 2023 |
|---|---|---|
| I look forward to going to work | 87 | 86 |
| My work tasks motivate me | 86 | 83 |
| I feel appreciated at work | 85 | 83 |
| Overall, I am satisfied with my work | 85 | 85 |

Extracts of responses from BlueNord annual Employee Engagement and Working Environment survey. Responses on a 7-point Likert scale converted into a 0–100 index scale

## The BlueNord values

In April 2023, the Company changed its name to BlueNord to better reflect the focus on the Danish North Sea, and its mission to provide Europe with energy towards a net-zero future. As part of this we revisited and revitalised our values, which are integral to our culture and vision of becoming a leading independent producer of gas in Europe.

Our values reflect our Company and our people. They serve as our compass, guiding us today, and towards the Company we want to be. They provide a framework for how we think, act and interact. Our values influence how we operate, lead, and make decisions.



### Bold
We are determined, using our expertise to challenge the sta unafraid to explore alternative

### Purposeful
We are ambitious, moving forw focus on value and results. Ou contributing to the bigger pict

### Dependable
We deliver on what we promis possibilities. We are in this tog other throughout.

Årsregnskap regnskapsåret 2023 for 987989297

## In this report


**1-52**

| | |
|---|---|
| Highlights of the Year | 1 |
| Chair's Statement | 3 |
| Completion of Tyra II | 4 |
| Our Business at a Glance | 6 |
| Chief Executive Officer Statement | 9 |
| Business Model | 12 |
| Our Strategy | 13 |
| Distribution Policy | 14 |
| Strategy in Action | 15 |
| Operational Review | 21 |
| Financial Review | 23 |
| Sustainability Report | 25 |
| Risk Management | 44 |
| Principal Risks and Uncertainties | 45 |

**53-71**

**72-154**




**To enhance individual as well as team growth and high performance, our culture journey 2023 focused on the fundamentals for developing a positive and robust safety culture, and a learning organisation.**

Our culture initiatives are rooted in our core values and have concentrated on the elements that foster psychological safety, trust and a sense of belonging, as well as open communication and feedback.

**With commitment from the Executive Team and active involvement from our team of Culture Ambassadors, the whole organisation has participated in our culture journey 2023.**

## Meet our Culture Ambassadors

As a Culture Ambassador Network ('CAN') we are committed to support the integration of BlueNord's culture, in our day-to-day business.

We will be proactive in promoting our values and will operate with integrity and confidentiality.

We aim to role model the core values of the Company and uphold psychological safety and inclusivity in our workplace.

We will highlight the elements that BlueNord wants to characterise our culture by:

- Speaking about our previous, ongoing and upcoming culture initiatives.
- Encouraging colleagues to learn more about our culture initiatives, initiate and facilitate discussions.
- Role modelling.
- Pointing out to the management positive examples of good cultural behavior demonstrated by BlueNord team members.
- In addition, to upskillin share experiences an facilitation, reflect and
- In our en unters with culture an change c geograph areas, an resolve th se.

We work to continuously our culture.





Årsregnskap regn
987989297

In this report


**1-52**

| | |
|---|---|
| Highlights of the Year | 1 |
| Chair's Statement | 3 |
| Completion of Tyra II | 4 |
| Our Business at a Glance | 6 |
| Chief Executive Officer Statement | 9 |
| Business Model | 12 |
| Our Strategy | 13 |
| Distribution Policy | 14 |
| Strategy in Action | 15 |
| Operational Review | 21 |
| Financial Review | 23 |
| Sustainability Report | 25 |
| Risk Management | 44 |
| Principal Risks and Uncertainties | 45 |

**53-71**

**72-154**




## Education and training

Learning is part of our Company's culture. Continuous improvement and sharing knowledge and ideas are considered to be vital for the business to thrive. Employees at all levels are encouraged to consider how they upgrade their knowledge and skills, and development activities are included in every personal development plan. As of 2024, all training activity is to be recorded, to enable KPIs to be set for competence management and people development.

Experience and on-the-job training are a primary source of learning. This is backed by competence development and coaching, both individually and in teams, together with mentoring, job-shadowing, and formal training courses and sessions. Participation in seminars and conferences is also supported, as a means to keep abreast of industry trends and developments, update professional expertise, and to build and manage networks.

This activity has been further supplemented by new initiatives this year, including lunch-and-learn sessions which have been initiated by employees, inviting other professions to meetings to gain new insight into cross-disciplinary topics that impact our business.

Upskilling activities regarding giving and receiving feedback, and joint discussions around how to define our feedback culture, were also an essential part of our culture journey 2023 training programme, and this activity will be extended in the future.

To make sure all employees adhere to governing documents and the standards for business conduct at BlueNord, our Code of Conduct is among the mandatory documents for all employees to read and understand. This training forms part of our on-boarding process.

Handling insider information was a mandatory session with our legal advisers for all employees in 2023. This safeguards BlueNord, not only as a listed company, but also because most of our permanently-employed people are participating in our Long-Term Incentive ('LTI') programme and can become shareholders themselves.

An e-learning course related to our Code of Conduct and other governing documents, which will include subsequent annual refreshers and updates, is being developed for implementation in 2024.

3

Internships in 2023

We are committed to respecting local values and norms, performing our business activities with integrity and in an ethical manner, in full compliance with the laws and regulations of all countries in which we operate.

BlueNord is not a large employer, but through the business we carry out as partner in DUC, our operations generate a positive impact on communities. The economic multiplier effect of our engagement with contractors, and the purchasing of services and equipment, creates a platform for wider growth, employment and prosperity.

During 2023, we increased our number of interns from one to three. Two of these interns are working part-time in Operations until they complete their degrees in 2025. An international student worked for five months full-time in Finance, and was followed by a master's student now engaged until their degree is complete, also in 2025. Further internships are to be assessed this year, including the development of a summer internshi to offer an IT appr Copenhagen offi

BlueNord helps s participate in soc Pant-for-Pant (Pl bottle collection s disadvantaged a BlueNord's recyc Pant-for-Pant ser build a everyday working together

BlueNord is prou for, amongst othe Cancer Society a foundations in De charitable giving implementation i a reflection of Blu Purposeful. Depe to our social resp

In this report


1-52

| | |
|---|---|
| Highlights of the Year | 1 |
| Chair's Statement | 3 |
| Completion of Tyra II | 4 |
| Our Business at a Glance | 6 |
| Chief Executive Officer Statement | 9 |
| Business Model | 12 |
| Our Strategy | 13 |
| Distribution Policy | 14 |
| Strategy in Action | 15 |
| Operational Review | 21 |
| Financial Review | 23 |
| Sustainability Report | 25 |
| Risk Management | 44 |
| Principal Risks and Uncertainties | 45 |

53-71

72-154




# Governance

## Governance, systems and processes

BlueNord believes that effective corporate governance is critical for ensuring accountability, achieving strategic goals and generating value for stakeholders.

The Company sets high standards of performance and professionalism based on honesty, integrity and fairness in its business practices. BlueNord works together with partners and contractors on the basis of the same principles of integrity and fairness, with zero tolerance for bribery and corruption.

Read our **Corporate Governance policy**

## Code of Conduct

BlueNord is committed to conducting our business in a responsible, ethical and lawful manner. We aim always to be a trusted partner for customers, shareholders, colleagues, business partners and neighbours.

The BlueNord Code of Conduct forms the basis for the high standards of integrity in our business. The Code of Conduct applies to all Directors, officers, and employees, including subsidiaries in which BlueNord holds (directly or indirectly) an ownership interest. The Code of Conduct also applies to those acting for or on behalf of BlueNord. BlueNord expects our business partners, such as suppliers, subcontractors, joint venture partners, and other contracting parties, to adhere to standards consistent with this Code of Conduct.

Read our **Code of Conduct**

## ESG Committee

Our ESG Committee was established in 2020 to support the BlueNord commitment to ESG and to evolve our contribution to the energy transition.

The Chief Corporate Affairs Officer reports directly to the Chief Executive Officer, and is supported by executive management, who are responsible for risk and opportunity identification, and for ensuring effective processes and mitigation efforts, including ESG matters, within managers' respective areas of responsibility.

Read our latest **ESG Committee report**

## Anti-bribery and corruption

BlueNord has zero tolerance regarding bribery and corruption.

The Company expects the local management of each Group subsidiary to promote a strong anti-corruption culture. Each Company shall make active efforts to prevent undesirable conduct and ensure that their employees are capable of dealing with challenging situations.

Read our **Anti-Corruption and Bribery policy**

## Human rights

BlueNord is committed to respectin
labour rights, both in operations and
partners, and to complying with app

We conduct our business in a mann
and dignity of all people. We suppor
fundamental principles of human ar
in the International Bill of Human Rig
Guiding Principles on Business and
Declaration of Human Rights, and th
Organisation Declaration on Funda
at Work.

Our human rights work is also guide
for Multinational Enterprises. Our hu
set out in our **Code of Conduct.**

Read our **Human and Working R**
**Inclusion Policy**

## In this report


**1-52**

| | |
|---|---|
| Highlights of the Year | 1 |
| Chair's Statement | 3 |
| Completion of Tyra II | 4 |
| Our Business at a Glance | 6 |
| Chief Executive Officer Statement | 9 |
| Business Model | 12 |
| Our Strategy | 13 |
| Distribution Policy | 14 |
| Strategy in Action | 15 |
| Operational Review | 21 |
| Financial Review | 23 |
| Sustainability Report | 25 |
| Risk Management | 44 |
| Principal Risks and Uncertainties | 45 |

**53-71**

**72-154**






## Cyber security

BlueNord maintains an in-house IT department with overall responsibility for IT operations, security, governance, and strategy. Day-to-day IT operations are outsourced to a provider with extensive experience in the oil and gas industry, supplying infrastructure and general/industry-specific applications. BlueNord's IT environment also incorporates third-party SaaS applications.

Although situated in relatively safe and politically stable countries, BlueNord acknowledges that we are not immune to the rising risk of cyber attacks. To bolster our cyber security capabilities, BlueNord has partnered with a recognised firm of security experts, providing cyber security management, including risk assessments, endpoint security, round-the-clock monitoring of security events, and incident response. Procedures for handling cyber security incidents have been established and form part of the BlueNord Incident Management plan.

All staff are required to familiarise themselves with our Incident Management plan. This plan is in place to ensure personnel safety, environmental protection, safe recovery, and business continuity in the event of incidents, while also facilitating necessary communication with our stakeholders.

Our focus on security covers both external threats and internal risks. Internal measures include restricting access to our offices, conducting background checks, and requiring ID control for all new hires. IT security campaigns are run on a continuous basis. All staff and consultants working with our IT systems must confirm in writing that they have read and will adhere to BlueNord's End-user IT instruction.

This document includes both IT security requirements and acceptable-use policies. As new technology is acquired, the instruction and our IT security policy will be updated accordingly. In late 2023, BlueNord embarked on a private AI pilot project, which has in turn driven recent policy updates on the adoption of AI technology and the Company's stance on the use of public AI.



st

BlueNord's busin
is guided by regul
international, nati
standards. In clos
experienced tear
('DNV') providing
industry, further d
existing business
initiated in 2023 a

Our managemen
and efficient busi
way of working w
accessible for any
with BlueNord, ar
and external requ
North Sea. All rele
procedures, gove
regulatory require
BlueNord discipli
management sys

**Our m
ensur
busin**

In this report


**1-52**

| | |
|---|---|
| Highlights of the Year | 1 |
| Chair's Statement | 3 |
| Completion of Tyra II | 4 |
| Our Business at a Glance | 6 |
| Chief Executive Officer Statement | 9 |
| Business Model | 12 |
| Our Strategy | 13 |
| Distribution Policy | 14 |
| Strategy in Action | 15 |
| Operational Review | 21 |
| Financial Review | 23 |
| Sustainability Report | 25 |
| Risk Management | 44 |
| Principal Risks and Uncertainties | 45 |

**53-71**

**72-154**




## Whistleblowing, harassment and grievance

Our Whistleblowing procedure and integrity channel, which is accessible on our corporate website and intranet, is managed by PricewaterhouseCoopers ('PwC'). The procedure applies to all officers, Directors and employees of the Company, whether temporary or permanent, full-time or part-time, and regardless of their location. Anyone doing business for or on behalf of BlueNord must also comply with the Whistleblowing procedure.

The procedure is mandatory reading for all new employees during on-boarding. We encourage employees, hire-ins and external parties to raise concerns and report suspected violations of applicable laws and regulations to our integrity channel. All reports made in good faith will be dealt with expeditiously, with persons reporting assured of no adverse consequences for themselves.

No whistleblowing incidents have been reported since the integrity channel was first implemented in 2020.

Employees and consultants are also encouraged to speak up about all other issues of concern in the workplace, and are supported to seek advice if they are in doubt. Our Harassment policy sets out protected channels for notification in the event that an individual has experienced behaviour that falls short of the exemplary standards we expect from all employees.

This policy also refers to the Grievance process in our management system, which can be initiated if a concern or a complaint is seen as appropriate for raising on a more formal basis. Correspondingly, any appeal process, where applicable, will be carried out according to local legislation.

**The KPIs of the variable pay programmes include emission reduction targets.**

## Remuneration

Remuneration for ex
based on the followi
- A clear and trans
- Compliance with
principles of goo
- Fair treatment of
- Sustainable pay l
performance, ac
value creation.

BlueNord's compen
Short-Term Incentiv
Incentive ('LTI').

STI is a variable pay
annual bonus progra
performance based
operational and fina
annually and are tie
strategy including e
2023 was related to

LTI includes our Per
This uses a set of we
share price performa
relative basis (70 pe
performance (20 pe

For more informatio
Remuneration, see
**Executive Remun**

Årsregnskap regnskapsåret 2023 for 987989297

In this report


1-52

| | |
|---|---|
| Highlights of the Year | 1 |
| Chair's Statement | 3 |
| Completion of Tyra II | 4 |
| Our Business at a Glance | 6 |
| Chief Executive Officer Statement | 9 |
| Business Model | 12 |
| Our Strategy | 13 |
| Distribution Policy | 14 |
| Strategy in Action | 15 |
| Operational Review | 21 |
| Financial Review | 23 |
| Sustainability Report | 25 |
| Risk Management | 44 |
| Principal Risks and Uncertainties | 45 |

53-71

72-154




# Risk management framework

**Effective risk management is essential to successfully delivering our strategy. The risk management process needs to identify and determine the nature and extent of risk the Company is exposed to and the extent to which mitigation is required and thus, the level of risk that is acceptable.**

The internal control framework supports the management and mitigation of risk. The process is designed to manage, mitigate and communicate, rather than eliminate, the risk of failure to achieve strategic priorities.

Risk management and internal control are given high priority by the Board of Directors. The Board is responsible for identifying principal risks and determining the nature and extent of those risks the Company is willing to take. The impact of climate-related risks are also taken into account and specific detail can be seen on page 52.

The Board is also responsible for monitoring the Company's risk management framework and for reviewing its effectiveness. The Audit Committee assists the Board of Directors on an ongoing basis in monitoring the Company's system for risk management and internal control.

**Risk management process**

The Company faces various risks which may impact the Company and not all these risks are necessarily in the Company's control. For this reason, the Company has established a risk management process to identify and assess how to respond to risks. That response can include acceptance, an action plan with mitigating factors to reduce the risk, transfer to third parties, or terminating the risk by ceasing certain activities.

The Executive Team sets the tone and is responsible for monitoring and managing the most significant risks, and identified risk owners are responsible for ensuring risks within their area are being appropriately managed.

**Internal control**

The Company's mar
establishing and ma
control over financia
specific policies, sta
principles have beer
quarterly financial re
Chief Executive Offi
supervise and overs
the internal reporting
assessing financial r
controls over financi
The consolidated ex
prepared in accorda
and International Ac
adopted by the EU. T
practice as follows:

**Board of Directors**
The Board is responsible for the Company's risk framework.

Meet the Board on page 55

Risk assessment includes risk identification through review meetings held with key personnel in the organisation on a quarterly basis. This includes an evaluation of likelihood and impact considering both quantitative and qualitative factors. The collated risks are maintained in the Company risk register and matrix.

Risk monitoring occurs on a quarterly basis through an Executive Team evaluation, monitoring and review of the risk register and matrix, which is to be presented to the Audit Committee along with the quarterly financial statements.

Risk mitigation requires an assessment of mitigation plans and controls based on risk appetite. Risk mitigation plans are developed between risk owners and with feedback from the Executive Team considering the risk appetite and context set at Board-level.

Stat
is pr
revi
upd
on t
and
and



Årsregns
7989297

In this report


1-52

| | |
|---|---|
| Highlights of the Year | 1 |
| Chair's Statement | 3 |
| Completion of Tyra II | 4 |
| Our Business at a Glance | 6 |
| Chief Executive Officer Statement | 9 |
| Business Model | 12 |
| Our Strategy | 13 |
| Distribution Policy | 14 |
| Strategy in Action | 15 |
| Operational Review | 21 |
| Financial Review | 23 |
| Sustainability Report | 25 |
| Risk Management | 44 |
| Principal Risks and Uncertainties | 45 |

53-71

72-154




The risks and uncertainties described in this section are the material known risks and uncertainties faced by BlueNord at the time of publication.

KEY ▲ Increasing ■

# Oil and gas production and reserves

| Risk | Impact | Mitigation |
|---|---|---|
| **Geographical concentration and field interdependency** | Production of oil and gas is concentrated in a limited number of offshore fields in a limited geographical area of the Danish continental shelf. Consequently, the concentration of fields and infrastructure may result in incidents or events in one location affecting a significant part of BlueNord business.<br><br>**Material influencing factors**<br>• Four producing hubs that are interconnected and utilise the same infrastructure.<br>• The fields within one hub are interconnected and one field can depend on another to extract hydrocarbons.<br>• All gas produced on the different hubs is processed and transported to shore via the Tyra Hub or the Northern Offshore Gas Transport ('NOGAT') pipeline.<br>• The Gorm Hub receives liquids from all the other hubs and sends it to shore via pipeline from Gorm E. | The Operator has ongoing inspection and maintenance plans in place to proactively maintain assets and minimise the risk of incidents.<br><br>Where events occur, activities are adjusted to respond to specific issues as they arise, and isolated where possible to minimise the impact. |
| **Actual reserves may differ from reported reserves estimates** | The reported reserves and resources represent significant estimates based on several factors and assumptions made as of the reported date, all of which may vary considerably from actual results. Further, oil and gas production could also vary significantly from reported reserves and resources. Should the actual results of the Company deviate from the estimated reserves and resources, this may have a significant impact on the value of the Group's assets and cash flow from operations.<br><br>**Material influencing factors**<br>• Assumptions on which the reserves estimates are determined include geological and engineering estimates (which have inherent uncertainties), historical production, the assumed effects of regulation by governmental agencies and estimates of future commodity prices and operating costs.<br>• The Company is a non-operated partner in the DUC and as such has less control of future decline-mitigating investments in the producing assets that have an impact on oil and gas production. | Reported reserves are based on independe technical expert's reports, which are carried out at least annually.<br><br>BlueNord has a subsurface team with appropriate technical expertise that monitor and reviews production and reserves in addition to the external reserves reporting.<br><br>This provides oversight of performance and expectations throughout the year to enable response and follow up on a timely basis should concerns arise. |



Årsregnskap regnskapsåret 2023 for 987989297

In this report


1-52

| | |
|---|---|
| Highlights of the Year | 1 |
| Chair's Statement | 3 |
| Completion of Tyra II | 4 |
| Our Business at a Glance | 6 |
| Chief Executive Officer Statement | 9 |
| Business Model | 12 |
| Our Strategy | 13 |
| Distribution Policy | 14 |
| Strategy in Action | 15 |
| Operational Review | 21 |
| Financial Review | 23 |
| Sustainability Report | 25 |
| Risk Management | 44 |
| Principal Risks and Uncertainties | 45 |

53-71

72-154




## **Oil and gas production and reserves** continued

KEY Increasing

| Risk | Impact | Mitigation |
|---|---|---|
| **Ongoing investment in developments** | The Company makes and expects to continue to make substantial investments in its business for the development and production of oil and natural gas reserves. Such projects require substantial investments to bring into production, which come with several inherent risks.<br><br>**Material influencing factors**<br>• Development projects have inherent execution risks, including cost overruns and delays, in addition to the impact of commodity prices on the economics of a project.<br>• The Company may also be unable to obtain needed capital or financing on satisfactory terms, which could lead to a decline in its oil and gas reserves. | The Company intends to finance future investments with cash flow from operations and borrowings under its RBL facility and other equity and debt facilities. The Compar regularly monitors liquidity, borrowing base, and other financial ratios.<br><br>Projects are screened for technical and non-technical risks with economics reviewe at multiple price scenarios. |
| **Tyra redevelopment project** | The Tyra redevelopment project is, to date, the largest project carried out on the Danish continental shelf. The project is now nearing completion, but the risk of delay remains, particularly with regards to the ramp-up of production and further uncertainty of performance once wells are unplugged. Such risks may have an adverse effect on BlueNord's financial position.<br><br>**Material influencing factors**<br>• The scope of the project includes removal of old facilities, modifying existing ones, and installing new features; there are inherent risks with such significant projects, including risks of cost overruns and delays.<br>• The project has been delayed twice to date; the first in November 2020 due to the Covid-19 pandemic, and again in August 2022 driven by global supply chain challenges. | BlueNord maintains a regular dialogue with the Operator's key personnel on the project addition to a review of weekly and monthly progress reporting.<br><br>BlueNord's internal technical experts are closely involved with this review and have an established feedback process with the Operator. |
| **Decommissioning estimates** | There are significant uncertainties and significant estimation risks relating to the cost and timing for decommissioning of offshore installations and infrastructure. A significant deviation from such estimates may have a material adverse effect on the Company's results of operations, tax position, cash flow and financial condition. This includes the timing of when security may need to be put in place.<br><br>**Material influencing factors**<br>• Within the DUC, the partners are primarily liable to each other on a pro-rata basis and, secondarily, jointly and severally liable for all decommissioning obligations.<br>• There is an obligation for participants to provide security for their respective share of any decommissioning liabilities ahead of actual decommissioning based on calculations as set out in the joint operating agreement. | Decommissioning estimates are reviewed a least on an annual basis and updated every five years in detail based on technological, regulatory and any other relevant informatic at the time.<br><br>The need for decommissioning security is assessed annually. |



Årsregnskap regnskapsåret 2023 for 987989297

In this report


1-52

| | |
|---|---|
| Highlights of the Year | 1 |
| Chair's Statement | 3 |
| Completion of Tyra II | 4 |
| Our Business at a Glance | 6 |
| Chief Executive Officer Statement | 9 |
| Business Model | 12 |
| Our Strategy | 13 |
| Distribution Policy | 14 |
| Strategy in Action | 15 |
| Operational Review | 21 |
| Financial Review | 23 |
| Sustainability Report | 25 |
| Risk Management | 44 |
| Principal Risks and Uncertainties | 45 |

53-71

72-154




# Market risks

KEY Increasing

| Risk | Impact | Mitigation |
|---|---|---|
| **Commodity prices** | The Company's main business is to produce and sell oil and gas, therefore future revenues, cash flow, profitability, financing, and rate of growth depend substantially on prevailing prices of oil and gas. Because oil and gas are globally traded, the Company is unable to control or predict the prices it receives for the oil and gas it produces.<br><br>Commodity price fluctuations could reduce the Company's ability to refinance its outstanding credit facilities and could result in a reduced borrowing base under credit facilities available to the Company, including the RBL facility. Fluctuations in commodity prices could also lead to impairments of the Company's assets.<br><br>**Material influencing factors**<br>• During 2023, volatility and uncertainty remained in the commodity market, however the spikes of 2022 did not recur, and global supply risks have been managed. The impact of conflict in various regions continues to have some impact but markets have tended to adapt to this situation.<br>• The hydrocarbons produced from specific fields may also have a premium/discount in relation to benchmark prices, such as Brent, which may vary over time.<br>• The majority of the natural gas produced by the Company is sold at Trading Hub Europe ('THE') prices. THE closely follows the Dutch Title Transfer Facility ('TTF') price. The Company is more exposed to additional price volatility deriving from proposed responses by the European Commission, as seen with the proposed Market Correcting Mechanism, however this has not recurred in 2023. | The Company actively seeks to reduce this risk through the establishment of hedging arrangements.<br><br>BlueNord has to date executed this policy in the market through forward contracts.<br><br>BlueNord enters hedging contracts on both and gas that mitigate the short-term impact price volatility.<br><br>Further detail on BlueNord's hedging policy can be found in note 2 to the financial statements and note 19 on financial instruments. |
| **Foreign currency exposure** | The Group is exposed to market fluctuations in foreign exchange rates. Significant fluctuations in exchange rates between euros and Danish kroner to US dollars, may materially adversely affect the reported results.<br><br>**Material influencing factors**<br>• Revenues are in US dollars for oil and in euros for gas, while operational costs, taxes and investments are primarily in US dollars, euros and Danish kroner.<br>• The Company's financing is primarily in US dollars. | The Company considers currency risk to be low, as the main financial items held in a currency other than the functional currency of the respective components is offset by positions in other components of the Group and/or hedged. |



Årsregnskap regnskapsåret 2023 for 987989297

In this report


1-52

| | |
|---|---|
| Highlights of the Year | 1 |
| Chair's Statement | 3 |
| Completion of Tyra II | 4 |
| Our Business at a Glance | 6 |
| Chief Executive Officer Statement | 9 |
| Business Model | 12 |
| Our Strategy | 13 |
| Distribution Policy | 14 |
| Strategy in Action | 15 |
| Operational Review | 21 |
| Financial Review | 23 |
| Sustainability Report | 25 |
| Risk Management | 44 |
| Principal Risks and Uncertainties | 45 |

53-71

72-154




## Cyber security

KEY Increasing

| Risk | Impact | Mitigation |
|---|---|---|
| **Key infrastructure, networks or core systems are compromised or are otherwise rendered unavailable** | A compromised network or infrastructure would seriously impair the Company's ability to maintain regular operations, including being able to continue reporting, regulatory and financial obligations if required information were not available.<br><br>**Material influencing factors**<br>• As in 2022, ongoing global tensions continue to raise IT security risks around cyber crime and similar threats.<br>• Protection and monitoring of critical infrastructure continues to be a high priority in the Danish energy sector. | The Company has in place IT controls and processes, including preventative security routines, disaster recovery and business continuity plans.<br><br>The Company elevated its IT security-relate routines and IT systems to protect against cyber criminality and similar threats. |

## Financial liabilities

| Risk | Impact | Mitigation |
|---|---|---|
| **Available funding to meet the Company's financial liabilities** | The Company has several debt instruments which expose it to interest rate risk and obligations to meet certain covenants. The Company's material hedging programme provides significant visibility over its ability to meet these requirements, however if the Company is unable to, then actions to rectify this position may be required. There can be no assurance that such actions will be available or enough to allow BlueNord to ultimately fulfil its obligations. The availability of funding and the nature and diversity of lenders being used can pose third party liquidity risk.<br><br>**Material influencing factors**<br>• Exposure to floating interest rates through the Company's USD 1.1 billion RBL.<br>• Exposure to fixed interest rates through a USD 208.0 million convertible bond and a USD 175.0 million senior unsecured note.<br>• Under these financing instruments, the Company is subject to several covenants, including maximum leverage relative to earnings and demonstration of a minimum level of liquidity. | The Company has fixed USD 1.0 billion of RB interest rate exposure until 30 June 2024.<br><br>The Company restructured the NOR13 convertible bond into the new NOR15 convertible bond with revised terms, includi a later conversion date.<br><br>The Group monitors its liquidity and covena coverage continuously to ensure it will be ab to meet its financial obligations as they fall d<br><br>As of the date of this report, the Company is an ongoing refinancing process as part of th continuous review and optimisation of the capital structure. |



Årsregnskap regnskapsåret 2023 for 987989297

In this report


1-52

| | |
|---|---|
| Highlights of the Year | 1 |
| Chair's Statement | 3 |
| Completion of Tyra II | 4 |
| Our Business at a Glance | 6 |
| Chief Executive Officer Statement | 9 |
| Business Model | 12 |
| Our Strategy | 13 |
| Distribution Policy | 14 |
| Strategy in Action | 15 |
| Operational Review | 21 |
| Financial Review | 23 |
| Sustainability Report | 25 |
| Risk Management | 44 |
| Principal Risks and Uncertainties | 45 |

53-71

72-154




## **Financial liabilities** continued

KEY ▲ Increasing ⏸

| Risk | Impact | Mitigation |
|---|---|---|
| **Future capital requirements** | BlueNord's future capital requirements will be determined based on several factors, including production levels, commodity prices, future expenditures that are required to be funded, and the development of the Company's capital structure.<br><br>To the extent the Company's operating cash flow is insufficient to fund the business plan at the time additional external capital may be required. BlueNord currently has a strong financial base, supported by existing liquidity and hedging positions, however any unexpected changes that result in lower revenues or increased costs may necessitate the raising of additional external capital. There can be no guarantee that, if required, BlueNord would be able to access the debt or equity markets on favourable terms, or if necessary be able to adequately restructure or refinance its debt. | BlueNord maintains a strong relationship with its banking syndicate through continua engagement to underpin its borrowing position and has an active investor relations strategy to support access to the capital markets. |
| **Insurance risk** | The Company maintains liability insurance in an amount that it considers adequate and consistent with industry standards. However, the nature of the risks inherent in oil and gas industry generally, and on the Danish continental shelf specifically, are such that liabilities could materially exceed policy limits or not be insured at all. In which event, the Company could incur significant costs that could have an adverse effect on its financial condition, results of operation and cash flow.<br><br>**Material influencing factors**<br>• Due to the ongoing geopolitical situation, there may be an increased risk for the Group's assets becoming a target of war acts and/or sabotage, as seen with the Nord Stream pipeline sabotage in September 2022. No such event was noted during 2023.<br>• Any such acts of war or sabotage directed towards the Group's assets may have a material adverse effect on the Group's assets and financial position, and whether an incident is classified as an act of war or sabotage under the Group's insurances may have consequences for the Group's right to claim insurance proceeds under the relevant insurances. | The Company annually reviews the adequa of insurance coverage. |



Årsregnskap regnskapsåret 2023 for 987989297

08.08.2025 kl 15:28 Brønnøysundregistrene Side 63 av 175

In this report


1-52

| | |
|---|---|
| Highlights of the Year | 1 |
| Chair's Statement | 3 |
| Completion of Tyra II | 4 |
| Our Business at a Glance | 6 |
| Chief Executive Officer Statement | 9 |
| Business Model | 12 |
| Our Strategy | 13 |
| Distribution Policy | 14 |
| Strategy in Action | 15 |
| Operational Review | 21 |
| Financial Review | 23 |
| Sustainability Report | 25 |
| Risk Management | 44 |
| Principal Risks and Uncertainties | 45 |

53-71

72-154




## Third-party risk

KEY Increasing

| Risk | Impact | Mitigation |
|---|---|---|
| **Third-party risk** | The Company does not have a majority interest in any of its licences and consequently cannot solely control such assets. Nor does the Company have operatorship over any of its assets. The Company therefore has limited control over management of such assets. Mismanagement by the Operator or disagreements with the Operator as to the most appropriate course of action may result in significant delays, losses or increased costs to it.<br><br>Jointly owned licences (as is the case for the Company's licences) also result in possible joint liability, on certain terms and conditions. Other participants in licences may default on their obligations to fund capital or other funding obligations in relation to the assets. In such circumstances, the Company may be required under the terms of the relevant operating agreement or otherwise to contribute all or part of such funding shortfall. The Company may not have the resources to meet these obligations. | The Company has consultation rights or rigl to withhold consent in relation to significant operational and development matters, depending on: the importance of the matter the level of its interest in the licence, or which licence the contractual arrangements for th licence apply to.<br><br>The structure of engagement with the Operator is contractually set out in the joint operating agreement. |

## Politics, regulation and compliance

| Risk | Impact | Mitigation |
|---|---|---|
| **Changes in obligations arising from operating in markets that are subject to a high degree of regulatory, legislative and political intervention and uncertainty** | Exploration and development activities in Denmark are dependent on receipt of government approvals and permits to develop assets. There is no assurance that future political conditions in Denmark will not result in the government adopting new or different policies and regulations relating to exploration, development, operation and ownership of oil and gas, environmental protection, and labour relations. Any of the above factors may have a material adverse effect on the Company's business, results of operations, cash flow and financial condition.<br><br>**Material influencing factors**<br>• Future political conditions in Denmark could result in government adopting new or different policies, meaning that the Company may be unable to obtain, maintain or renew required drilling rights, licences and permits resulting in work being halted.<br>• Due to the Russian invasion of Ukraine, new regulations have been imposed by the EU, United States, United Kingdom and other governments, which affects the export and import of oil and gas to and from the Russian market.<br>• Trade restrictions on the Russian market could increase the importance of the oil and gas fields in Europe, including in Denmark. Such increase in importance could result in governments adopting new regulations that could affect the assets and the operations of the Group. | The Company maintains a regu dialogue with the Danish Energy Agency as well as relevant government ministries.<br><br>This ensures an up-to-date und standing i in place in order to act and respo d on a tim basis to any impact on the busin s. |



Årsregnskap regnskapsåret 2023 for 987989297

In this report


1-52

| | |
|---|---|
| Highlights of the Year | 1 |
| Chair's Statement | 3 |
| Completion of Tyra II | 4 |
| Our Business at a Glance | 6 |
| Chief Executive Officer Statement | 9 |
| Business Model | 12 |
| Our Strategy | 13 |
| Distribution Policy | 14 |
| Strategy in Action | 15 |
| Operational Review | 21 |
| Financial Review | 23 |
| Sustainability Report | 25 |
| Risk Management | 44 |
| Principal Risks and Uncertainties | 45 |

53-71

72-154




## **Politics, regulation and compliance** continued

KEY Increasing

| Risk | Impact | Mitigation |
|---|---|---|
| **Danish taxation and regulations** | All of BlueNord's petroleum assets are located in Denmark and the petroleum industry is subject to higher taxation than other businesses. There is no assurance that future political conditions in Denmark will not result in the relevant government adopting different policies for petroleum taxation than those currently in place.<br><br>**Material influencing factors**<br>The law proposal on the Solidarity Contribution was enacted in 2023 and its impact on the Company is known and accounted for. No new exposures have been identified during 2023 As taxation has a major impact on the Company's results, such amendments may significantly impact the Group's cash flow and financial condition.<br><br>A further tax yet to be adopted is regarding additional $CO_2$ duties. The proposal as currently presented would be implemented from 2025 but as it is still in proposal stage, the timing and extent of impact remains uncertain. | Dialogue is maintained with industry bodies and the relevant government ministries to understand proposed legislations before th are enacted and provide full impact analysis<br><br>There is a Compensation Agreement between the Danish state and the DUC sucl that the Companies participating in the DUC are entitled to compensation for tax increas Due to the Agreement, any alterations in present legislation to the disadvantage of the DUC licencees can be challenged for compensation.<br><br>The compensation would be determined wi a view to the impact of the changes on the DUC, however these cannot exceed the net advantage deemed to have been obtained by the state. |
| **Financial reporting risk** | While BlueNord has in place internal controls covering the Company's financial reporting function, any material error or omission could significantly impact the accuracy of reported financial performance and expose the Company to a risk of regulatory or other stakeholder action. | Internal controls over financial reporting are designed and in operation. |
| **Reputational risks** | BlueNord may be negatively affected by adverse market perception as it depends on a high level of integrity to maintain the trust and confidence of investors, DUC participants, public authorities and counterparties.<br><br>Any mismanagement, fraud or failure to satisfy fiduciary or regulatory responsibilities, or negative publicity resulting from other activities, could materially affect the Company's reputation, as well as its business, access to capital markets and commercial flexibility. | Clear code of conduct, ethical guidelines ar Whistleblower procedure are in place.<br><br>See more on Governance on page 54. |



Årsregnskap regnskapsåret 2023 for 987989297

In this report


1-52

| | |
|---|---|
| Highlights of the Year | 1 |
| Chair's Statement | 3 |
| Completion of Tyra II | 4 |
| Our Business at a Glance | 6 |
| Chief Executive Officer Statement | 9 |
| Business Model | 12 |
| Our Strategy | 13 |
| Distribution Policy | 14 |
| Strategy in Action | 15 |
| Operational Review | 21 |
| Financial Review | 23 |
| Sustainability Report | 25 |
| Risk Management | 44 |
| Principal Risks and Uncertainties | 45 |

53-71

72-154




# Climate risk

KEY Increasing

| Risk | Impact | Mitigation |
|---|---|---|
| **Changes to and impacts of environmental regulations** | All phases of the oil and gas business present environmental risks and hazards and are subject to environmental regulation pursuant to a variety of international conventions and state and municipal laws and regulations.<br><br>Compliance with such legislation can require significant expenditures and a breach may result in the imposition of fines and penalties, some of which may be material, in addition to loss of reputation.<br><br>**Material influencing factors**<br>• Environmental legislation provides for, among other things, restrictions and prohibitions on spills, and releases or emissions of various substances produced in association with oil and gas operations.<br>• Legislation also requires that wells and facility sites are operated, maintained, abandoned and reclaimed to the satisfaction of applicable regulatory authorities.<br>• The Company is subject to legislation in relation to the emission of carbon dioxide, methane, nitrous oxide and other GHGs.<br>• Environmental legislation is evolving in a manner expected to result in stricter standards and enforcement, larger fines and liability, and potentially increased investments and operating costs.<br>• With all assets on the Danish continental shelf, the Company is highly exposed to changes in Danish law. | The Company maintains a regular dialogue with the Danish Energy Agency as well as relevant government ministries.<br><br>This ensures an up-to-date understanding i in place to act and respond on a timely basis any impact on the business.<br><br>The Operator has a framework and controls place to manage within regulatory requirements. BlueNord maintains an overview of the requirements and dialogue with the Operator through the appropriate joint committees. |

See also climate risks outlined under TCFD on page 34.



Årsregnskap regnskapsåret 2023 for 987989297

# Governa
# Report


Chair's Introduction
Leadership
Corporate Governance Report
Board Activities
Audit Committee Report
Remuneration Committee Report
ESG Committee Report
Nomination Committee Report
Directors' Report
Reporting of Payments to Governments


Årsregnskap regnskapsåret 2023 for 987989297



08.08.2025 kl 15:28 Brønnøysundregistrene Side 66 av 175

In this report


1 - 52

53 - 71

| | |
|---|---|
| Chair's Introduction | 54 |
| Leadership | 55 |
| Corporate Governance Report | 57 |
| Board Activities | 62 |
| Audit Committee Report | 63 |
| Remuneration Committee Report | 64 |
| ESG Committee Report | 65 |
| Nomination Committee Report | 66 |
| Directors' Report | 67 |
| Reporting of Payments to Governments | 71 |

72-154




# Good corporate governance is key for a successful, sustainable business

**This section of the report demonstrates that BlueNord maintains robust systems and practices that support the Board, Company and the Executive Team in making good decisions for the future of the business, in the interest of all stakeholders.**

**Riulf Rustad**
**Executive Chair**

The stakeholders of the Company include employees, contractors, suppliers, partners, regulators, end users, and others who interact with or are affected by the environment in the vicinity of the Company's assets and operational areas.

The Board believes that good corporate governance is an essential building block for the development of a successful and sustainable business. This belief is rooted in the understanding that sound governance structures, clear roles and responsibilities, and robust accountability mechanisms are instrumental in driving business success and resilience over the long term.

To support the Board and as a framework for the Company to adhere to, BlueNord seeks to comply with the Norwegian Code of Practice, which is available on the Norwegian Corporate Governance Committee website (**www.nues.no**).

The Company's corporate values and code of conduct also provide a framework on which the Company acts and decisions are made. The code of conduct describes the Company's ethical commitments and requirements related to business practice and personal behaviour.

BlueNord has a diverse board, with the relevant experience and skills to support the Company and best practice. The composition of the Board is such that it can operate independently of any special interests.

The Executive Team also has extensive and relevant experience, applicable to supporting best practice, including technical, operational, financial, financial market and other wider corporate skills. The CEO and other members of the Executive Team report to the Board on Company activities on a monthly basis.

The Board shall hold at least five ordinary proceedings each year. During 2023, attendance at Board meetings was 96.4 percent. Board meetings are based around a formal agenda. The Board will annually seek to define and evaluate the Company's objectives, main strategies and risk profiles to ensure it continues to create value.

To ensure a more detailed assessment and of key areas of the business, the Board is supported by various committees, which include audit, nominations, remuneration and ESG. With an exception from the Nomination Committee, the committees are made up of members of the Board. Designated representatives from the administration participate in the respective committee meetings as required, depending on their relevant position and skills.





**The Board believes t governance is an ess for the development sustainable business**

Board committees r and the average atte percent. Committee online and are based the saliant points rep

The Boa aims to e for continuous and t shareholders. This i put to shareholders an Annual General M is held virtually to en and participation, wi asking questions.



**Corporate and**
Find out more in

Find out more o



Årsregnskap regn

In this report


1 - 52

53 - 71

| | |
|---|---|
| Chair's Introduction | 54 |
| Leadership | 55 |
| Corporate Governance Report | 57 |
| Board Activities | 62 |
| Audit Committee Report | 63 |
| Remuneration Committee Report | 64 |
| ESG Committee Report | 65 |
| Nomination Committee Report | 66 |
| Directors' Report | 67 |
| Reporting of Payments to Governments | 71 |

72-154




# Board of Directors

**COMMITTEE MEMBERSHIP KEY**

- Ⓒ Chair
- ● Remuneration Committee member
- ● ESG Committee member
- ● Audit Committee member

## Riulf Rustad Ⓒ

**Executive Chair**

Riulf Rustad is a Norwegian businessman with a long track record from investments in sectors such as oil and gas, oil services and offshore. Mr. Rustad operates through his platform Ousdal AS and holds/has held various Board positions, both in listed and unlisted companies. Mr. Rustad was elected as Chair of the Board of Directors of BlueNord in 2016, and was re-elected at the AGM of 19 May 2022 for a period of two years.

## Marianne Lie ● ●

**Board member**

Marianne Lie is the owner of Fajoma Consulting AS and is the founder and Managing Director of Forum for Miljøteknologi (FFM). She holds/has held several Board positions both in listed and unlisted companies. Lie has served as a member of the Board of Directors in BlueNord since 26 May 2016, and was re-elected at the AGM of 19 May 2022 for a period of two years.

## Tone Kristin Omsted ●

**Board member**

Tone Omsted holds a BA Hons. in Finance from the University of Strathclyde. She has broad experience from corporate finance and capital markets, and currently serves as Head of Investor Relations at Entra ASA. Previous experience includes 14 years as an investment banking executive at SEB Enskilda. She has also served on the Board of Directors of Panoro Energy ASA. Ms Omsted has served as Member of the Board of Directors of BlueNord since 26 May 2016, and was re-elected at the AGM of 19 May 2022 for a period of two years.

## Colette Cohen ●

**Board member**

Colette Cohen is a chemistry graduate from Queens University Belfast and also holds a master's degree in Project Management and Economics. Her career began with BP in 1991 and she has worked for companies including ConocoPhillips and Britannia in the North Sea, Norway, the US and Kazakhstan. Colette was SVP for Centrica Energy's E&PUK/NL was the CEO of The Net Zero Technology Centre for seven years until 2023. Ms. Cohen has served as member of the Board of Directors of BlueNord since 7 August 2019, and was re-elected at the AGM of 25 April 2023 for a period of two years.

## Robert J. McGuire ●

**Board member**

Robert McGuire is the founder of Longwing Partners LLC, a strategic advisory firm. He has a 30-year global track record as an adviser, investor and business leader, has served on numerous Boards and has extensive experience in the energy sector, having led the European energy businesses at both Goldman Sachs and J.P.Morgan. Bob is also an independent director at TSX-listed GDI Integrated Facilities Services. He has a BA from Boston College and an MBA from Harvard Business School. Mr. McGuire was elected as member of the Board of Directors of BlueNord at an Extraordinary General Meeting held on 2 March 2020, and was re-elected at the AGM of 19 May 2022 for a period of two years.

## Peter Coleman ●

**Board member**

Peter Coleman joined Taconic, a shareholder in BlueNord, in April 2018 where he is a Director focusing on European credit, based in their London office. Prior to joining Taconic, Peter was a Managing Director on the European distressed debt team at SVP Global. Previously, he was an Investment Director in distressed debt at Sisu Capital and prior to this, he was a Director in the corporate finance group and tax group at PricewaterhouseCoopers. Peter earned a dual LL. B. and B. Com. from Victoria University in New Zealand in 1996. Mr. Coleman has served as member of the Board of Directors of BlueNord since 19 May 2021, and was re-elected at the AGM of 25 April 2023 for a period of two years.

## Jan Lernout ●

**Board member**

Jan Lernout is a partner and portfolio manager at Kite Lake Capital Management (UK) LLP, a shareholder in BlueNord, which he founded in July 2010. Prior to that he was a partner and portfolio manager at Cheyne Capital Management (UK) LLP and an Executive Director and member of the Investment Committee in the European Special Situations Group (ESSG) at Goldman Sachs International. He holds a Master in Commercial Engineering from KU Leuven and an MBA from the University of Chicago Booth School of Business. He is a CFA Charterholder. Mr. Lernout has served as member of the Board of Directors of BlueNord since 19 May 2021, and was re-elected at the AGM of 25 April 2023 for a period of two years.



Riulf Rustad
Marianne Lie
Tone Kristin Omsted
Colette Cohen
Robert J. McGuire

In this report


1 - 52

53 - 71

| | |
|---|---|
| Chair's Introduction | 54 |
| Leadership | 55 |
| Corporate Governance Report | 57 |
| Board Activities | 62 |
| Audit Committee Report | 63 |
| Remuneration Committee Report | 64 |
| ESG Committee Report | 65 |
| Nomination Committee Report | 66 |
| Directors' Report | 67 |
| Reporting of Payments to Governments | 71 |

72-154




# Executive Team



## Euan Shirlaw

**Chief Executive Officer**

Euan has served as the Chief Executive Officer of BlueNord since May 2022. He initially joined the company as the Chief Financial Officer in 2019 and additionally held the role of Acting Managing Director from November 2021. He has a background of providing strategic advice to a wide range of oil and gas companies on acquisition, divestment and merger activity, as well as raising debt and equity capital. Prior to joining BlueNord, Euan was a senior member of the oil and gas advisory team at BMO Capital Markets, having also focused on the Energy space while working with Credit Suisse, RBC Capital Markets and Rothschild in London. He has an MSc in Business and Accountancy from the University of Edinburgh.

## Jacqueline Lindmark Boye

**Chief Financial Officer**

Jacqueline joined BlueNord in 2019 and was appointed Chief Financial Officer in October 2023, after being a member of the Executive Team since November 2022. She has over 20 years' experience in finance and audit within the energy industry in Australia, the UK and Denmark. Prior to joining BlueNord, Jacqueline has held various roles, including leadership with Shell, AGL Energy, EY and PwC. She holds a Bachelor in Commerce and Bachelor in Arts from Monash University in Australia and is a member of the Chartered Accountants Australia and New Zealand.

## Marianne Eide

**Chief Operating Officer**

Marianne joined BlueNord in 2022 and holds the position of Chief Operating Officer. She has 30 years of experience in the upstream oil and gas industry. Prior to joining BlueNord, she held senior management, commercial and technical roles with Shell, BG Group, Gaz de France, Conoco and Equinor, both based in Norway and the United Kingdom. Marianne has an MSc in Petroleum Engineering from the Norwegian Institute of Technology in Trondheim.

## Cathrine F. Torgersen

**Chief Corporate Affairs Officer**

Cathrine joined BlueNord in 2020 and holds the position of Chief Corporate Affairs Officer. She previously had the role as Senior Account Director in Hill+Knowlton, where she advised a wide range of oil and gas and shipping companies. During her seven years in Hill+Knowlton, she was a member of the Management Team and was also leading the Financial Communications practice. Prior to joining Hill+Knowlton, Cathrine worked with institutional high-yield sales at Pareto Securities Inc. in New York and Clarksons Platou Securities. She has a BSc in Business Administration and Finance from Bocconi University.

Euan Shirlaw
Jacqueline Lindmark Boye
Marianne Eide
Cathrine F. Torgersen

In this report

1 - 52

53 - 71

| | |
|---|---|
| Chair's Introduction | 54 |
| Leadership | 55 |
| Corporate Governance Report | 57 |
| Board Activities | 62 |
| Audit Committee Report | 63 |
| Remuneration Committee Report | 64 |
| ESG Committee Report | 65 |
| Nomination Committee Report | 66 |
| Directors' Report | 67 |
| Reporting of Payments to Governments | 71 |

72-154

## Corporate Governance Report

BlueNord ASA ('the Company') has made a strong commitment to ensure trust in the Group and to enhance value creation for shareholders and society over time. The Company acts in a responsible and prudent manner through efficient decision making and communication between the management, the Board of Directors ('the Board', 'Board of Directors') and the shareholders of the Company, represented by the AGM.

The Company's framework for corporate governance is intended to decrease business risk, maximise value and utilise the Company's resources in an efficient and sustainable manner, to the benefit of shareholders, employees and society at large. The Company will seek to comply with the Norwegian Code of Practice for corporate governance ('Corporate Governance Code'), which is available on the Norwegian Corporate Governance Committee website: **www.nues.no**.

The principal purpose of the Corporate Governance Code is to ensure: (i) that listed companies implement corporate governance that clarifies the respective roles of shareholders, the Board of Directors and executive management more comprehensively than that which is required by legislation; and (ii) effective management and control over activities with the aim of securing the greatest possible value creation over time in the best interest of companies, shareholders, employees and other parties concerned.

The Company will, due to the listing of its shares on Oslo Børs, be subject to reporting requirements for corporate governance under the Accounting Act section 3-3b, as well as Oslo Børs' Rule Book II section 4.4. The Board of Directors will include a report on the Company's corporate governance in each Annual Report, including an explanation of any deviations from the Corporate Governance Code. The corporate governance framework of the Company is subject to annual review by the Board of Directors.

According to the Company's own evaluation, the Company deviates from the Corporate Governance Code on the following points:

- **Item 4:** The Board of Directors of the Company has been, and is expected to be, provided with authorisations to acquire own shares and issue new shares. Not all such authorisations have separate and specific purposes for each authorisation, as the purposes of the authorisations shall be explained in the notices to the general meetings adopting the authorisations.
- **Item 11:** Options have been granted to members of the Board of Directors through the share option programme of the Company, first implemented at an extraordinary general meeting in October 2018 and later extended and expanded.
- **Item 14:** Due to the unpredictable nature of takeover situations, the Company has decided not to implement detailed guidelines on takeover situations. In the event a takeover were to occur, the Board of Directors will consider the relevant recommendations in the Corporate Governance Code and whether the concrete situation entails that the recommendations in the Corporate Governance Code can be complied with or not.

**Governance operating model – Organisational design and Committ**

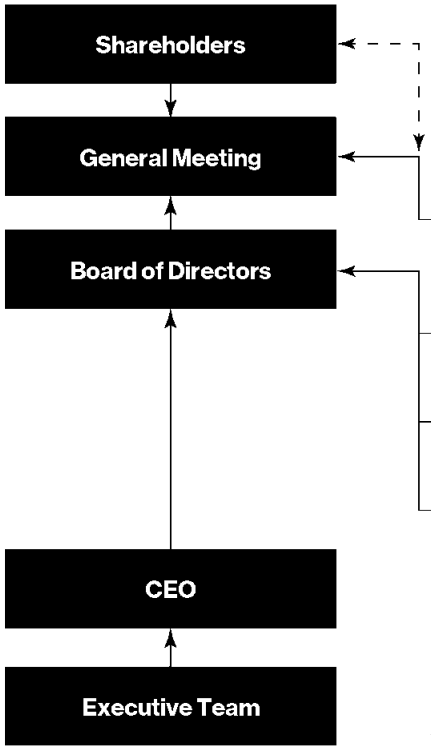


For furth informati
their reports on page

In this report

1 - 52

53 - 71

| | |
|---|---|
| Chair's Introduction | 54 |
| Leadership | 55 |
| Corporate Governance Report | 57 |
| Board Activities | 62 |
| Audit Committee Report | 63 |
| Remuneration Committee Report | 64 |
| ESG Committee Report | 65 |
| Nomination Committee Report | 66 |
| Directors' Report | 67 |
| Reporting of Payments to Governments | 71 |

72-154



**1. Implementation and reporting on corporate governance**
The Board of BlueNord is responsible for compliance with corporate governance standards. BlueNord is a Norwegian public limited liability Company ('ASA'), listed on the Oslo Stock Exchange and established under Norwegian law.

In accordance with the Norwegian Accounting Act, section 3-3b, BlueNord includes a description of principles for corporate governance as part of the Board of Directors' Report in the Annual Report. The Company will seek to comply with the Corporate Governance Code.

The Company's strategy is to continue its value creation to replace and maximise recovery of proven reserves and resources and to continue to explore new opportunities in and above the ground.

**2. Business**
The Company is a publicly owned oil, gas and offshore industry Company with a strategic focus on value creation through increased recovery, enabled by a competent organisation with a long-term view on reservoir management and the capability to invest in and leverage new technology.

On an annual basis, the Board defines and evaluates the Company's objectives, main strategies and risk profiles for the Company's business activities to ensure that the Company creates value for shareholders.

The Company integrates considerations related to its stakeholders, as well as social, environmental and sustainability considerations into its value creation and shall achieve its objectives in accordance with the Company's Code of Conduct.

The Company's business is defined in the following manner in the Company's Articles of Association, section 3: 'The object of the Company is direct and indirect ownership of and participation in companies and enterprises within exploration, production, and sale related to oil and gas, and other activities related hereto.'

**3. Equity and dividends**
**3.1 Equity**
As of 31 December 2023, the Company's consolidated equity was USD 813.6 million, which is equivalent to approximately 26 percent of total assets. The Company's equity level and financial strength shall be considered in light of its objectives, strategy and risk profile.

**3.2 Dividend policy**
The Company has not paid any dividends to date, whether in cash or in kind.

The Company does not expect to make dividend payments prior to completion of the Tyra redevelopment project. The Company established in February 2024 its distribution policy for the period 2024 to 2026.

**3.3 Share capital increases and issuance of shares**
At the AGM held on 25 April 2023, The Board of Directors was authorised t
share capital by up to NOK 1,414,463 (this represents 2,620,203 shares at a
0.5398295) valid until the AGM in 2024, but in no event later than 30 June 2

Outstanding shares as of 11 April 2024 were 26,205,849, which is an increa
compared to year-end 2022. During the year, 494,853 shares were issued
BNOR13 and 2,572 shares issued following conversion of parts of BNOR15

**3.4 Purchase of own shares**
The Board of Directors of the Company has been authorised to acquire an
total nominal amount up to NOK 1,414,462 (this represents 2,620,203 share
however in any event no later than 30 June 2024. The authorisation can be
schemes for employees/Directors of the Group, as consideration in conne
businesses and/or for general corporate purposes.

As of 21 March 2024, the Company holds 100,521 of its own shares, approx

**4. Equal treatment of shareholders and transactions with related pa**
**4.1 Class of shares**
The Company has one class of shares. All shares carry equal rights in the C
association do not provide for any restrictions, or rights of first refusal, on tra
transfers are not subject to approval by the Board of Directors.

**4.2 Pre-emption rights to subscribe**
According to the Norwegian Public Limited Liability Companies Act sectio
shareholders have pre-emption rights in share offerings against cash cont
rights may, however, be set aside, either by the general meeting or by the B
meeting has granted a Board authorisation which allows for the. Any resolu
rights will be justified by the common interests of the Company and the sha
justification will be publicly disclosed through a stock exchange notice from

**4.3 Trading in own shares**
The Board of Directors will aim to ensure that all transactions pursuant to a
will be carried out either through the trading system at Oslo Børs or at preva
accordance with the Market Abuse Regulation ('MAR'). In the event of such
Directors will take the Company's and shareholders' interests into consider
transparency and equal treatment of all shareholders. If there is limited liqui
the Company shall consider other ways to ensure equal treatment of all sha



Årsregnskap regnskapsåret 2023 for 987989297

In this report

1 - 52

53 - 71

| | |
|---|---|
| Chair's Introduction | 54 |
| Leadership | 55 |
| Corporate Governance Report | 57 |
| Board Activities | 62 |
| Audit Committee Report | 63 |
| Remuneration Committee Report | 64 |
| ESG Committee Report | 65 |
| Nomination Committee Report | 66 |
| Directors' Report | 67 |
| Reporting of Payments to Governments | 71 |

72-154



**4.4 Transactions with close associates**
The Board of Directors aims to ensure that any non-immaterial future transactions between the Company and shareholders, a shareholder's parent Company, members of the Board of Directors, executive personnel or close associates of any such parties are entered into on arm's length terms. For any such transactions that do not require approval by the general meeting pursuant to the Norwegian Public Limited Liability Companies Act, the Board of Directors will, on a case-by-case basis, assess whether a fairness opinion from an independent third party should be obtained.

**4.5 Guidelines for Directors and executive management**
The Board of Directors has adopted rules of procedures for the Board of Directors which, inter alia, include guidelines for notification by members of the Board of Directors and executive management if they have any material direct or indirect interest in any transaction entered into by the Company.

**5. Freely negotiable shares**
The shares of the Company are freely transferable. There are no restrictions on transferability of shares pursuant to the Articles of Association.

**6. General meetings**
**6.1 Notification**
The notice for a general meeting, with reference to or attached support information on the resolutions to be considered at the general meeting, shall as a principal rule be sent to shareholders no later than 21 days prior to the date of the general meeting.

The Board of Directors will seek to ensure that the resolutions and supporting information are sufficiently detailed and comprehensive to allow shareholders to form a view on all matters to be considered at the meeting. The notice and support information, as well as a proxy voting form, will normally be made available no later than 21 days prior to the date of the general meeting on the Company's website: **www.bluenord.com/general-meetings**.

**6.2 Participation and execution**
To the extent deemed appropriate or necessary by the Board of Directors, the Board of Directors will seek to arrange for the general meeting to vote separately on each candidate nominated for election to the Company's corporate bodies.

The Board of Directors and the Nomination Committee shall, as a general rule, be present at general meetings. The auditor will attend the ordinary general meeting and any extraordinary general meetings to the extent required by the agenda items or other relevant circumstances. The Board of Directors will seek to ensure that an independent chair is appointed by the general meeting if considered necessary based on the agenda items or other relevant circumstances.

The Company will aim to prepare and facilitate the use of proxy forms whic
instructions to be given for each item on the agenda and to nominate a pers
vote on behalf of shareholders as their proxy. The Board of Directors may c
submit their votes in writing, including by use of electronic communication,
meeting. The Board of Directors should seek to facilitate such advance vot

**7. Nomination Committee**
The Nomination Committee is provided for and governed by the Articles o
instructions for the Nomination Committee. For more information relating t
read the Nomination Committee report on page 66.

**8. Board of Directors: composition and independence**
Pursuant to the Articles of Association, section 5, the Company's Board of D
to seven members, which are shareholders' elected members in accordanc

The composition of the Board of Directors should ensure that the Board ca
interests of all shareholders and meet the Company's need for expertise, c
should be paid to ensuring that the Board can function effectively as a colle

The composition of the Board of Directors should ensure that it can operat
interests. The majority of the shareholder-elected members of the Board s
Company's executive personnel and material business contacts. At least t
Board elected by shareholders should be independent of the Company's m
executive personnel and material business contacts.

The Board of Directors should not include executive personnel. If the Boar
personnel, the Company should provide an explanation for this and implem
adjustments to the organisation of the work of the Board, including the use
ensure more independent preparation of matters for discussion by the Boa

The Chair of the Board of Directors should be elected by the AGM.

The term of office for members of the Board of Directors should not be long
The Board members can be elected for a shorter term by the AGM. The An
information to illustrate the expertise of the members of the Board of Direct
record of attendance at Board meetings. In addition, the Annual Report sho
are considered to be independent.



Årsregnskap regnskapsår 2023 for 987989297

In this report

1 - 52

53 - 71

| | |
|---|---|
| Chair's Introduction | 54 |
| Leadership | 55 |
| Corporate Governance Report | 57 |
| Board Activities | 62 |
| Audit Committee Report | 63 |
| Remuneration Committee Report | 64 |
| ESG Committee Report | 65 |
| Nomination Committee Report | 66 |
| Directors' Report | 67 |
| Reporting of Payments to Governments | 71 |

72-154



**9. The work of the Board of Directors**

**9.1 Rules of procedures for the Board of Directors**

The Board of Directors is responsible for the overall management of the Company and shall supervise the Company's business and the Company's activities in general.

The Norwegian Public Limited Liability Companies Act regulates the duties and procedures of the Board of Directors. In addition, the Board of Directors has adopted supplementary rules of procedures, which provide further regulation on, inter alia, the duties of the Board of Directors and the Chief Executive Officer, the division of work between the Board of Directors and the Chief Executive Officer, the annual plan for the Board of Directors, notices of Board proceedings, administrative procedures, minutes, Board committees, transactions between the Company and the shareholders, and matters of confidentiality.

The Board shall produce an annual plan for its work, with a particular emphasis on objectives, strategy and implementation. The Chief Executive Officer shall at least once a month, by attendance or in writing, inform the Board of Directors about the Company's activities, position and profit trend.

The Board of Directors' consideration of material matters in which the Chair of the Board is, or has been, personally involved, shall be chaired by some other member of the Board. The Board of Directors shall evaluate its performance and expertise annually and make the evaluation available to the Nomination Committee.

**9.2 Audit Committee**

The Company's Audit Committee is governed by the Norwegian Public Limited Liability Companies Act and a separate instruction adopted by the Board of Directors. To read the latest Audit Committee Report, please see page 63 of this report.

**9.3 Remuneration Committee**

The Company's Remuneration Committee is governed by an instruction adopted by the Board of Directors. To read the latest Remuneration Committee Report, please see page 64 of this report.

**9.4 ESG Committee**

The Environment, Social & Governance (ESG) Committee is governed by an instruction adopted by the Board of Directors. To read the latest ESG Committee report, please see page 65 of this report.

**10. Risk management and internal control**

Risk management and internal control are given high priority by the Board
that adequate systems for risk management and internal control are in plac
how risks are managed, please see the risk report on page 44.

**11. Remuneration of the Board of Directors**

The remuneration of the Board of Directors shall be decided by the AGM, a
Directors' responsibilities, expertise, time commitment and the complexity
For more detail, on the Board's remuneration, please refer to the Executive
on **www.bluenord.com**.

**12. Remuneration of the executive management**

The Board of Directors has in accordance with the Norwegian Public Limit
section 6-16 prepared a policy for executive management remuneration. T
principles applied in determining the salary and other remuneration of exec
regulation on policies and reports on remuneration for executive managem
retningslinjer og rapport og godtgjørelse for ledende personer). The Comp
report on remuneration to executive management in accordance with the
Liability Companies Act section 6-16b. For more detail, please refer to the C
Remuneration adopted by the AGM on 19 May 2022 on **www.bluenord.c**

**13. Information and communications**

**13.1 General**

The Board of Directors has adopted a separate manual on disclosure of inf
Company's disclosure obligations and procedures. The Board of Directors
market participants receive correct, clear, relevant and up-to-date informa
into account the requirement for equal treatment of all participants in the se

The Company will, each year, publish a financial calendar, providing an ove
events such as its ordinary general meeting and publication of interim repo

**13.2 Information to shareholders**

The Company shall have procedures for establishing discussions with sha
to develop a balanced understanding of the circumstances and focus of su
discussions shall be done in compliance with the provisions of applicable la

All information distributed to the Company's shareholders will be published
the same time as it is sent to shareholders, at the latest.



Årsregnskap regnskapsåret 2023 for 987989297

**14. Takeovers**

In the event the Company becomes the subject of a takeover bid, the Board of Directors shall seek to ensure that the Company's shareholders are treated equally and that the Company's activities are not unnecessarily interrupted. The Board of Directors shall also ensure that the shareholders have sufficient information and time to assess the offer.

There are no defence mechanisms against takeover bids in the Company's Articles of Association, nor have other measures been implemented to specifically hinder acquisitions of shares in the Company. The Board of Directors has not established written guiding principles for how it will act in the event of a takeover bid, as such situations are normally characterised by concrete and one-off situations, which make a guideline challenging to prepare.

In the event a takeover were to occur, the Board of Directors will consider the relevant recommendations in the Corporate Governance Code and whether the concrete situation entails that the recommendations in the Corporate Governance Code can be complied with or not.

**15. Auditor**

The Board of Directors will require the Company's auditor to annually present to the Audit Committee a review of the Company's internal control procedures, including identified weaknesses and proposals for improvement, as well as the main features of the plan for the audit of the Company.

Furthermore, the Board of Directors will require the auditor to participate in meetings of the Board of Directors that deal with the annual accounts; at least one Board meeting with the auditor shall be held each year in which no member of the executive management is present.

The Board of Directors' Audit Committee shall review and monitor the independence of the Company's auditor, including in particular the extent to which services other than auditing provided by the auditor or the audit firm represents a threat to the independence of the auditor.

The remuneration to the auditor for statutory audit will be approved by the ordinary general meeting. The Board of Directors should report to the general meeting on details of fees for audit work and any fees for other specific assignments.



In this report

1 - 52

53 - 71

| | |
|---|---|
| Chair's Introduction | 54 |
| Leadership | 55 |
| Corporate Governance Report | 57 |
| Board Activities | 62 |
| Audit Committee Report | 63 |
| Remuneration Committee Report | 64 |
| ESG Committee Report | 65 |
| Nomination Committee Report | 66 |
| Directors' Report | 67 |
| Reporting of Payments to Governments | 71 |

72-154

In this report

1 - 52

53 - 71

Chair's Introduction 54
Leadership 55
Corporate Governance Report 57
Board Activities 62
Audit Committee Report 63
Remuneration Committee Report 64
ESG Committee Report 65
Nomination Committee Report 66
Directors' Report 67
Reporting of Payments to Governments 71

72-154

## Board Activities

**The Board has responsibility for the overall management of the Company, including strategic priorities, identifying and assessing principal risks, as well as the level of risk deemed appropriate for the Company to take. The Board is responsible for establishing and thereafter monitoring the risk and internal control framework. The Board delegates a level of day-to-day management to the CEO and Executive Team; however, the Board retains the ultimate decision-making authority.**

The Board held eight meetings during 2023. A further three meetings were held in 2024, one related to the Tyra update and two prior to the publication of Q4 and this Annual Report and Accounts. In addition, three written resolutions were approved related to approval of the 2024 budget/Tyra CCE4, CarbonCuts license application submission and Harald East Middle Jurassic Investment proposal.

| Name | | | | | | | Attendance | |
|---|---|---|---|---|---|---|---|---|
| **Riulf Rustad (Chair)** | ✓ | ✓ | ✓ | ✓ | ✓ | ✓ | ✓ | ✓ |
| **Marianne Lie** | ✓ | ✓ | ✓ | ✓ | ✓ | ✓ | ✓ | ✓ |
| **Tone Omsted** | ✓ | ✓ | ✓ | ✓ | ✓ | ✓ | ✓ | ✓ |
| **Colette Cohen** | ✓ | ✓ | ✓ | ✓ | ✓ | ✓ | ✓ | ✓ |
| **Robert McGuire** | ✓ | ✓ | ✓ | ✓ | ✓ | ✓ | ✓ | ✓ |
| **Jan Lernout** | | ✓ | ✓ | ✓ | ✓ | ✓ | ✓ | ✓ |
| **Peter Coleman** | | ✓ | ✓ | ✓ | ✓ | ✓ | ✓ | ✓ |

The areas of focus covered through Board meetings during 2023 has included:

- Established strategic priorities, including ESG strategy and rebranding.
- Operational and performance updates, including regular monitoring of the Tyra redevelopment project, Health, Safety, Security and Environment ('HSSE'), capital structure and liquidity outlook.
- Reviews and considers forecast medium-term liquidity position of the Company.
- Approval of restructuring of the NOR13 convertible bond loan and approval of the voluntary exchange offer into the new BNOR15 convertible bond loan.
- Annually review of the ten top risks in the Company's enterprise risk matrix.
- Review of executive management structure and performance, including the appointment of Jacqueline Lindmark Boye as CFO.
- Approval of the tax protection principles related to Global position.
- Review of executive management remuneration, the Company's Short Term and Long-Term Incentive programmes and their KPIs and awards as endorsed by the Remuneration Committee.
- Approval of the Halfdan Ekofisk infill investment decision.
- Review of the various Board committees' performance and confirmation of membership and continued committee structure.

In this report

1 - 52

53 - 71

| | |
|---|---|
| Chair's Introduction | 54 |
| Leadership | 55 |
| Corporate Governance Report | 57 |
| Board Activities | 62 |
| Audit Committee Report | 63 |
| Remuneration Committee Report | 64 |
| ESG Committee Report | 65 |
| Nomination Committee Report | 66 |
| Directors' Report | 67 |
| Reporting of Payments to Governments | 71 |

72-154

The Audit Committee consists of the following Board members:

Marianne Lie (Chair)
Tone Omsted
Peter Coleman

All members are independent of the Company's executive management and all three committee members sit on the Board of Directors of BlueNord ASA.

Committee meeting attendance

| Name | | |
|---|---|---|
| **Marianne Lie** | ✓ | ✓ |
| **Tone Omsted** | ✓ | ✓ |
| **Peter Coleman** | | ✓ |

**BlueNord has established an Audit Committee with formally delegated duties and responsibilities within written terms of reference.**

**Marianne Lie**
Audit Committee Chair

**Work of the Audit Committee**

- Support the Board's responsibilities relating to the integrity of financial reporting and the financial reporting process.
- Evaluate the risk management of financial reporting and monitor the systems for internal controls.
- Review the external auditors' independence and objectivity and review the effectiveness and quality of the annual audit plan.
- Develop and implement policy for any engagement of external auditors to supply non-audit services.

**Activities during the year**
The committee held six scheduled meetings during 2023. A further two meetings were held in 2024, prior to the publication of Q4 and this Annual Report and Accounts. In addition to the members of the committee listed on this page, meetings of the Committee were also attended by the CFO and the Head of Group Reporting. The Company's auditor works closely with the Audit Committee and attended all meetings during the year.

The committee spent considerable time during the year reviewing all interim and annual reports before they are reviewed by the Board of Directors and then published. Any identified risks and their effects on financial reporting are discussed on a quarterly basis; in addition, the management give a quarterly update on compliance.

Every quarter, the Audit Committee reviews the memorandum for tax and impairment triggers. New accounting effects and issues are monitored on a quarterly basis by the committee. Prior to the year-end closing, the committee reviews key assumptions and accounting principles, and discusses early warning and key issues.

During the year, the Audit Committee has worked together with executive management and the auditor to further develop the already strong cooperation and improve the processes and internal control environment related to material financial reporting lines.

In 2023 the Audit Committee also held a joint session with the ESG Committee to discuss and agree how to work together regarding sustainability reporting to ensure both Committees contribute effectively as this develops within the Company. The Audit Committee has a key role in ensuring non-financial data is properly integrated into the risk and control framework whilst the ESG Committee focuses on strategy development and perfor
will regardless have overlapping responsibilit
as sustainability reporting and performance a

**2023 meeting summary**
In the course of eight meetings du g FY202
has continued to work on a range r audit ma

These include overall performan and tax is
policy documentation, updates to elegated
forecasts. Reviews have also tak place reg
business continuity planning ('BC ).

The committee received updates rom KPM
the inspection from the Financial upervisor
In addition, the committee was in med of th
reporting triggered by CSRD, an alf-year a
Discussions were held on impair nt trigger
as well as tax effects.

A review of the updated finance process des
matrix was undertaken, as well as review of
assessment. The committee reviews the Ent
quarterly basis. In addition, the co nittee dis
risks and the proposed distributio policy.



Årsregnskap regnskapsåret 2023 for 987989297

In this report


1 - 52

53 - 71

| | |
|---|---|
| Chair's Introduction | 54 |
| Leadership | 55 |
| Corporate Governance Report | 57 |
| Board Activities | 62 |
| Audit Committee Report | 63 |
| Remuneration Committee Report | 64 |
| ESG Committee Report | 65 |
| Nomination Committee Report | 66 |
| Directors' Report | 67 |
| Reporting of Payments to Governments | 71 |

72-154

The Remuneration Committee consists of the following Board members:

Marianne Lie (Chair)
Jan Lernout

These members are independent of the Company's executive management, and both committee members sit on the Board of Directors of BlueNord ASA (since May 2016 and May 2021, respectively).

Committee meeting attendance

| Name | |
|---|---|
| **Marianne Lie** | ✓ |
| **Jan Lernout** | ✓ |

**The Remuneration Committee is a preparatory and advisory committee which supports the Board with regard to executive management compensation.**

**Marianne Lie**
Remuneration Committee Chair

**Role of the Remuneration Committee**

- Prepare the annual executive remuneration report and, at least annually, review and recommend any amendments to the guidelines for executive remuneration, to be proposed by the Board for adoption by the AGM;
- monitor, evaluate and approve the application of the guidelines for the remuneration provided to executive management;
- request information and assistance from executive management which is deemed relevant for the Remuneration Committee to carry out its tasks; and
- seek advice and recommendations from sources outside of the Company if relevant and subject to appropriate confidentiality.

**2023 meeting summary**
The committee convened for five scheduled meetings in 2023, with the CEO and EVP People and Capability invited to attend where relevant.

The executive remuneration guidelines were reviewed, with no changes made from those approved by the AGM in May 2022. The audited Executive Remuneration Report, which was prepared in line with the Public Limited Liability Companies Act § 6-16b and best practices in remuneration disclosure, was endorsed.

In Q2 2023 and upon the Board's request, a benchmarking exercise for executive remuneration was conducted by Mercer. After a comprehensive review of the report, the committee recommended no changes to BlueNord's total compensation policy or the executive remuneration structure.

The committee reviewed and recommended the proposed annual salary increase for eligible executives and employees in 2023. It also endorsed and recommended employment terms for the new CFO, appointed in October 2023, and the promotion of the previous EVP of Investor Relations and ESG to Chief Corporate Affairs Officer, which involved no change in employment terms.

The committee reviewed and endorsed the 2023 KPIs for the Company's Short Term Incentive programme. It also examined and endorsed the programme's 2022 KPIs' achievement and the proposed annual performance bonus payment for executives and employees.

The committee reviewed and endorsed the a
first performance period of the 2022 LTI prog
vesting. It then recommended the first award
eligible executives and employees. The com
endorsed the grant and KPIs for the 2023 LT
performance and vesting period. However, d
remuneration benchmark exercise conducte
approve the grant for the performance period
31 December 2025, until July 202

In Q4 2023, the Committee evaluated its own
Measures were set with the Company's man
for variable pay are endorsed and available fo
first month of each programme's performanc

**Executive Remuneration Report 2023**
For more details on the executive remunerati
please read the full report here:
**www.bluenord.com/reports-and-prese**



Årsregnskap regnskapsåret 2023 for 987989297

## In this report


**1 - 52**

**53 - 71**

| | |
|---|---|
| Chair's Introduction | 54 |
| Leadership | 55 |
| Corporate Governance Report | 57 |
| Board Activities | 62 |
| Audit Committee Report | 63 |
| Remuneration Committee Report | 64 |
| ESG Committee Report | 65 |
| Nomination Committee Report | 66 |
| Directors' Report | 67 |
| Reporting of Payments to Governments | 71 |

**72-154**

The ESG Committee consists of the following Board members:

Colette Cohen (Chair)
Robert McGuire

All members are independent of the Company's executive management and all committee members sit on the Board of Directors of BlueNord ASA.

Committee meeting attendance

| Name | |
|---|---|
| **Colette Cohen** | |
| **Robert McGuire** | |

**The Company's ESG Committee is a preparatory and advisory committee to the Board, established in 2020 to support the commitment to ESG and to evolve the Company's role as a contributor in the energy transition.**

**Colette Cohen**
ESG Committee Chair



**The ESG Committee shall:**

- support the development of the Company's overall environmental, social and governance strategy;
- oversee the Company's ESG activities and assess if any developments or investments are compatible with, and supportive of, the strategic objectives of the Company;
- ensure that the Board is informed on material relevant topics or events related to the Company's work on ESG;
- review the Company's ability to address and mitigate risks related to ESG; and
- ensure that the Company strives for transparency and high standards in its ESG reporting.

**Activities during the year**

The committee held four scheduled meetings during 2023. A further meeting was held in 2024, prior to the publication of this Annual Report. In addition to the members of the committee listed on this page, meetings of the committee were also attended by the CEO, the Chief Corporate Affairs Officer and by invitation, the CFO or other members of the leadership team for specific topics.

The committee has worked closely with key members from the Executive Team during 2023 to develop the ESG strategy of the Company, to identify material topics and to assess risks and opportunities that are relevant to the Company. The committee has also been involved in improvements of the standards and transparency of the ESG reporting of BlueNord.

In addition, during 2023 the Committee was i
recommendations made to the Board in relat
eventual license application for onshore $CO_2$
completed in January 2024.

The ESG Committee also held a joint session
discuss and agree how to work together rega
to ensure both Committees contribute effect
the Company. The ESG Committee focuses
performance and it is acknowledged that the
overlapping responsibilities and will remain c
reporting and performance develops.

Following the committee's work during 2023
Company is today reporting against the TCF
measures to adapt to the Norwegian Transpa
Discrimination Act. In addition, the Company
preparations to align itself to report against th
expected from 2025 including establishing re
work on and understand future reporting requ
assessment, gap analysis and prepare the re
forward. This work will continue during 2024
which targets can be set and measured and p
gathering of data to support performance rep



Årsregnskap Regnskapsår 2023 for 987989297

In this report


1 - 52

53 - 71

| | |
|---|---|
| Chair's Introduction | 54 |
| Leadership | 55 |
| Corporate Governance Report | 57 |
| Board Activities | 62 |
| Audit Committee Report | 63 |
| Remuneration Committee Report | 64 |
| ESG Committee Report | 65 |
| Nomination Committee Report | 66 |
| Directors' Report | 67 |
| Reporting of Payments to Governments | 71 |

72-154


## Nomination Committee Report

The Nomination Committee in BlueNord consists of:

Richard Sjøqvist (Chair)
Kristian Utkilen
Annette Malm Justad

All members were elected in 2022 for two years and are consequently up for election in 2024.

Committee meeting attendance

| Name | |
|---|---|
| **Richard Sjøqvist** | ✓ |
| **Kristian Utkilen** | ✓ |
| **Annette Malm Justad** | ✓ |

### According to the Articles of association § 6 the Nomination Committee shall consist of three members.

The term of office shall be two years unless the AGM determines that the term shall be shorter. The Nomination Committee shall prepare a motion for the Annual General Meeting relating to:

- Election of members of the Board of Directors and the chairperson of the Board of Directors.
- Election of the members of the Nomination Committee and the chairperson of the Committee.
- The remuneration of the Directors and the members of the Nomination Committee.
- Any amendments of the Nomination Committee's Mandate and Charter.

**Richard Sjøqvist**
Nomination Committee Chair

**Work of the Nomination Committee:**
The Chair of the Nomination Committee is responsible for the committee's work and call of meetings, however each member can request a committee meeting. The Nomination Committee shall regularly review the structure and composition of the Board, including the knowledge, skills, experience and diversity of the Board. It shall keep under regular review that the needs of the Company are reflected in the Board composition and give full consideration to succession planning for the Board members. The Nomination Committee shall also ensure that there is a formal and transparent procedure for the appointment of new Directors to the Board.

The Nomination Committee has contact with the Company's shareholders, Board of Directors and the Company's executive personnel. All shareholders of BlueNord have the possibility to propose candidates. If a candidate is proposed, the Nomination Committee shall consider the experience, competence and capacity of each candidate.

The Nomination Committee's proposal for the 2024 Annual General Meeting will be published and made available on **www.bluenord.com/general-meetings/** at the Annual General Meeting at latest.

**Activities during the period**
The committee has taken note of the paragra
Association in which it is stated that the Boar
three to seven shareholders elected member
members are elected to a two-year period ur
decides upon a shorter term.



Årsregnskap regnskapsåret 2023 for 987989297

08.08.2025 kl 15:28 Brønnøysundregistrene Side 79 av 175

## In this report


**1 - 52**

**53 - 71**

| | |
|---|---|
| Chair's Introduction | 54 |
| Leadership | 55 |
| Corporate Governance Report | 57 |
| Board Activities | 62 |
| Audit Committee Report | 63 |
| Remuneration Committee Report | 64 |
| ESG Committee Report | 65 |
| Nomination Committee Report | 66 |
| Directors' Report | 67 |
| Reporting of Payments to Governments | 71 |

**72-154**


# Directors' Report

**The Tyra II field start-up will lead to a step-change in BlueNord's future performance.**



BlueNord ASA (BlueNord, 'the Company') is a Norwegian company listed on the Oslo Stock Exchange. The Company was established in 2005 and has a strategic focus on value creation through increased recovery of hydrocarbons, enabled by a competent organisation with a long-term view on reservoir management and the capability to invest in and leverage new technology.

Following the acquisition of Shell's Danish upstream assets in 2019, BlueNord ASA holds a 36.8 percent non-operated interest in the DUC and is the second largest oil and gas producer in Denmark. DUC is a joint venture between TotalEnergies (43.2 percent), BlueNord (36.8 percent) and Nordsøfonden (20.0 percent), and comprises four hubs (Halfdan, Tyra, Gorm and Dan) and 11 producing fields. It is operated by TotalEnergies, which has extensive offshore experience in the region and worldwide.

Since the acquisition in 2019, BlueNord has built a meaningful presence in Denmark and established good relationships with its partners TotalEnergies and Nordsøfonden, as well as other stakeholders including the DEA.

**Production assets and field developments**
The Company delivered strong production from the Halfdan, Dan and Gorm hubs in 2023 with a yearly average of 24.9 mboepd and an overall operational efficiency at approximately 86.1 percent. Production during the year benefitted from an increased level of well optimisation activity and higher uptime than planned due to reduced duration of planned shutdowns.

The Tyra redevelopment project was completed in March 2024, with production start-up 21 March 2024. The Tyra redevelopment project is the largest project ever carried out on the Danish continental shelf. As the offshore installation campaign for Tyra II was completed in 2022, the main work in 2023 has been related to testing and commissioning and the tie-in of facilities. This work included testing the gas turbine generators, reconnecting the export pipeline to Denmark, completion of subsea work, reconnecting all satellite fields and completion of leak testing.

The annual revision of reserves, performed by an independent organisation (ERCE) in accordance with SPE PRMS 2018 standards, resulted in total 2P reserves at year end 2023 of 185.6mmboe.

**Capital structure**
**Convertible bond (BNOR13)**
The main part of the convertible bond loan (B
the convertible bond loan (BNOR15) in 2022,
USD 0.2 million with an eight-year tenor and a
equity after five years was issued in 2019. BN
interest with additional bonds at a coupon rat

In December 2023, the remaining convertible
equity in December 2023.

**Convertible bond (BNOR15)**
USD 228.4 million convertible bond with a five
to equity or cash settlement after three years
151.4 million converted from BNOR13 plus ad
of USD 56.2 million. BNOR15 has PIK interest
coupon rate of 8.0 percent.

BlueNord may alternatively, at its own discreti
6.0 percent. Should the instrument be in plac
conversion period, the interest rate of BNOR
percent for the remaining period subject to ap

**Reserve-based lending facility**
The BlueNord RBL facility is a seven-year, firs
a total facility amount of USD 1.1 billion, includi
of USD 100.0 million.

At the end of 2023, USD 850.0 million was dr
additional USD 100.0 million Letter of Credit c
repayments on the facility will commence fro
interest is charged on debt drawings based c
financing rate ('SOFR') and a margin of 4.0–4
BlueNord made a drawdown of USD 50.0 mi
hedged the SOFR rate on USD 1.0 billion of pr
to 30 June 2024 at a rate of 0.404 percent.

**Senior unsecured note (BNOR14)**
USD 175.0 million senior unsecured note with
and a maturity in June 2026. In order to reduc
volatility, BlueNord ASA successfully reached
its bondholders in 2021, adding additional hea
financial covenants.

Årsregnskap regnskapsåret 2023 for 987989297

08.08.2025 kl 15:28 Brønnøysundregistrene Side 81 av 175

In this report

1 - 52

53 - 71

Chair's Introduction 54
Leadership 55
Corporate Governance Report 57
Board Activities 62
Audit Committee Report 63
Remuneration Committee Report 64
ESG Committee Report 65
Nomination Committee Report 66
Directors' Report 67
Reporting of Payments to Governments 71

72-154



## Group financial results for 2023

The consolidated financial statements of BlueNord have been prepared in accordance with IFRS and interpretations from the IFRS interpretation committee ('IFRIC'), as endorsed by the EU.

See the section on the Financial Review, on pages 23 and 24.

### Risk mitigation

The Company actively seeks to reduce the risk it is exposed to regarding fluctuating commodity prices through the establishment of hedging arrangements.

Currently all the Company's commodity price hedging arrangements are executed solely in the market through forward contracts. At the time of this report, the Company had purchased the following:

| Oil | | Q1-24 | Q2-24 | Q3-24 | Q4-24 | Q1-25 | Q2-25 |
|---|---|---|---|---|---|---|---|
| **Volumes** | (bbl) | 900,000 | 900,000 | 957,000 | 957,000 | 795,000 | 795,000 |
| **Price** | (USD/bbl) | 61.3 | 61.3 | 72.5 | 72.5 | 74.5 | 74.5 |
| **Equiv. daily production** | (mbbl/pd) | 9.9 | 9.9 | 10.4 | 10.4 | 8.8 | 8.7 |

| Oil | | Q3-25 | Q4-25 | Q1-26 | Q2-26 | Q3-26 | Q4-26 |
|---|---|---|---|---|---|---|---|
| **Volumes** | (bbl) | 900,000 | 900,000 | 525,000 | 525,000 | 225,000 | 225,000 |
| **Price** | (USD/bbl) | 73.7 | 73.7 | 74.5 | 74.5 | 71.1 | 71.1 |
| **Equiv. daily production** | (mbbl/pd) | 9.8 | 9.8 | 5.8 | 5.8 | 2.4 | 2.4 |

| Gas | | Q1-24 | Q2-24 | Q3-24 | Q4-24 | Q1-25 | Q2-25 |
|---|---|---|---|---|---|---|---|
| **Volumes** | (MWh) | 420,000 | 495,000 | 495,000 | 450,000 | 450,000 | 345,000 |
| **Price** | (EUR/MWh) | 99.4 | 41.4 | 41.4 | 45.6 | 45.6 | 33.9 |
| **Equiv. daily production** | (mboepd) | 2.7 | 3.2 | 3.2 | 2.9 | 2.9 | 2.2 |

| Gas | | Q3-25 | Q4-25 | Q1-26 | Q2-26 | Q3-26 | Q4-26 |
|---|---|---|---|---|---|---|---|
| **Volumes** | | 345,000 | 255,000 | 255,000 | 60,000 | 60,000 | – |
| **Price** | | 33.9 | 32.2 | 32.2 | 27.5 | 27.7 | – |
| **Equiv. daily production** | | 2.2 | 1.6 | 1.7 | 0.4 | 0.4 | – |

In addition, the Company has a swap transaction with a group of banks to fi
interest rate exposure under the RBL facility. See the section on risk factors
pages 84 to 87, and note 19 in the consolidated financial statements.

### Principal risks and uncertainties

The Company is required to give a description of the principal risks and unc
These principal risks and uncertainties are included as part of the risk repo
on page 44.

### Going concern assumption

Pursuant to the Norwegian Accounting Act section 3-3a, the BlueNord Bo
requirements of the going concern assumption are met and that the annua
prepared on that basis.

Our financial integrity, and our working capital and cash position, are consi
to the planned activity level for the next 12 months.

## Health, environment and safety

BlueNord puts emphasis on its employees performing Compa activities
business integrity and with respect for people and the environment. During
its ownership in the DUC in which TotalEnergies is the operator involved in
which could cause emissions to the sea and air.

BlueNord will conduct its business operation in full compliance with all app
the countries where it is operating. The Company is committed to carry ou
manner to protect people and the environment. Our fundamentals of healt
and quality ('HSEQ') and safe business practice are an integral part of Blue
business performance.

For more information, see the Sustainability section on pages 2 to 43.

### Personnel resources and working environment

As at end 2023, the Group had 40 employees equal 37.32 FTE including 3
the employees were women. The total growth rate in 2023 was 3.9 percen
retention rate 91.9 percent and attrition rate 5.2 percent per December 202
Jacqueline Lindmark Boye was appointed as CFO and Cathrine Torgersen
Affairs Officer.

As at end 2023, the Company's Board of Directors consists of ee wome
shareholders. There are no employee representatives on the Board. As at
percent of the Board members are women.



Årsregnskap regnskapsåret 2023 for 987989297

In this report

1 - 52

53 - 71

| | |
|---|---|
| Chair's Introduction | 54 |
| Leadership | 55 |
| Corporate Governance Report | 57 |
| Board Activities | 62 |
| Audit Committee Report | 63 |
| Remuneration Committee Report | 64 |
| ESG Committee Report | 65 |
| Nomination Committee Report | 66 |
| Directors' Report | 67 |
| Reporting of Payments to Governments | 71 |

72-154



BlueNord is an equal opportunity employer, committed to fostering diversity and inclusion in the workplace. We welcome and embrace a variety of skillsets, perspectives, and we value differences between people of different cultural backgrounds, ethnicity, age, gender, gender identification, gender expression, sexual orientation, functional ability, religion, and philosophies of life. These principles apply to all employment practices at BlueNord, including recruitment, hiring, compensation and benefits, promotion, training and development, and leave of absence.

Management compensation is described in the Executive Remuneration Report. Sick leave in the Group was 0.41 percent in 2023.

For more information, see the sustainability section on pages 25 to 43.

**Research and development**
BlueNord invests in research and development to support and further grow its exploration and production ('E&P') and energy transition activities.

For more information, see the Sustainability section on page 25.

**Corporate governance**
The Board wishes to maintain an appropriate standard of corporate governance and to fulfil the recommendations in the Norwegian Code of Practice for Corporate Governance. Corporate governance in BlueNord is based on equal treatment of all shareholders, a principle which is reflected in the decisions taken at the general assembly.

For more information about the Board's composition and activities during the year, see the section on corporate governance on page 57 in this report.

**AGM**
The AGM held on 25 April 2023 re-elected Colette Cohen, Jan Lernout and Peter Coleman. All matters on the agenda were approved.

For more information about corporate governance and corporate social responsibility, see the relevant sections of this report. Also, see **www.bluenord.com/corporate-governance** and **www.bluenord.com/csr**.

**Directors' and officers' liability insurance**
The Company has acquired and maintains a Directors' and officers' insura
personal liability for financial losses that Directors and officers of the Comp
and officers of the Company's subsidiaries, may incur in their capacities as
ledelsesansvar). The policy is placed with a reputable international carrier

**Ownership**
There are no restrictions on the transfer of shares in BlueNord ASA. The C
approximately 2,600 shareholders and 23.59 percent of the shares are he

**BlueNord ASA**
In 2023, the parent Company was a holding Company and the operating e
shareholder costs, consultancy fees, legal fees and payroll expenses. Net
interest expenses from bond loans, partly offset by interest received from

For more information about financial risk and market conditions, and a state
please see the relevant sections above. These comments are also valid for

**Parent Company financial results for 2023**
Personnel expenses were USD 5.8 million in 2023 (2022: USD 4 million),
to an increase in average full-time equivalents and full-year cost related to t
accounted for according to IFRS 2. Other operating expenses amounted t
(2022: USD 4.1 million); the decrease is related to lower consultant and lega
for 2023 was a loss of USD 5.7 million (2022: USD 6.0 million).

Net financial items amounted to an expense of USD 4.7 million in 2023 (202
decreased financial expense mainly related to the effect in 2022 of the exti
bond loan, in addition to decreased write-down of loans to subsidiaries, inc
intercompany loans and lower foreign exchange losses compared to 2022

The Company's net result for the year amounted to a loss of USD 10.4 millio

**Allocations**
The result for the year for BlueNord ASA in 2023 was a loss of USD 10.4 mill
following allocations:
- allocated from other equity: USD 10.4 million; and
- total appropriation: USD 10.4 million.



Årsregnskap/regnskapsåret 2023 for 987989297

08.08.2025 kl 15:28 Brønnøysundregistrene Side 83 av 175

## In this report


**1 - 52**

**53 - 71**

| | |
|---|---|
| Chair's Introduction | 54 |
| Leadership | 55 |
| Corporate Governance Report | 57 |
| Board Activities | 62 |
| Audit Committee Report | 63 |
| Remuneration Committee Report | 64 |
| ESG Committee Report | 65 |
| Nomination Committee Report | 66 |
| Directors' Report | 67 |
| Reporting of Payments to Governments | 71 |

**72-154**




### Outlook

BlueNord ASA has a stable business, underpinned by the Company's position in the DUC and further supported by risk mitigations. The volatility in prices has been significant and management is continuously assessing the market to mitigate commodity price volatility. The Company has during 2023 entered into fixed-price swap contracts for additional oil and gas volumes from 2024 to 2026.

The Company monitors global as well as local political and economic conditions that may affect future results. The Company has not identified any negative impact on the Company's assets or income. See further detail on this issue and mitigations as outlined in the section Principal Risks and Uncertainties on page 45.

First gas from the Tyra II field was achieved 21 March 2024, with ramp-up to maximum technical capacity expected within four months. This will lead to a step-change in performance for BlueNord, with a doubling of production combined with a lowering of lifting cost per boe and emissions intensity. Direct field operating expenditure is expected to decrease to USD 13 per barrel on average in 2025.

BlueNord ASA has a cash position with total liquidity of USD 316.7 million at the end of 2023 with cash on balance sheet of USD 166.7 million and undrawn RBL capacity of USD 150.0 million. The Company has a solid basis for executing the strategy and the ambition to deliver material shareholder returns and significant value creation.

Activity to progress value additive organic DUC investment projects also continues, and we will seek to sanction projects as they are sufficiently matured. BlueNord ASA believes economic investments in these projects will help to replace produced reserves and provide strong financial returns benefitting the Company's shareholders.



The Company expects increased production from Q2 2024; the increase i
start-up.

| Guidance 2024 | Unit | Base | |
|---|---|---|---|
| Q1 | mboepd | 22.0–23.0 | |
| Q2 | mboepd | 23.0–26.0 | |
| Q3 | mboepd | 23.0–25.0 | 20 |
| Q4 | mboepd | 23.0–25.0 | 27 |

The following sections of BlueNord ASA Annual Report constitute part of t

| Annual Report Chapter Reference | Content |
|---|---|
| Strategic Report | Financial Review |
| Strategic Report | Sustainability Report |
| Strategic Report | Principal Risks and Uncertainties |
| Governance Report | Corporate Governance Report |
| Appendix 4 | Norwegian Transparency Act Statemen |

**Oslo**
**11 April 2024**

**Riulf Rustad**
Executive Chair

**Tone Kristin Omsted**
Board member

**Marianne Lie**
Board member

**Robert J. McGuire**
Board member

**Jan Lemout**
Board member

**Peter Coleman**
Board member

Årsregnskapsregnskapsåret 2023 for 987989297

In this report

1 - 52

53 - 71

| | |
|---|---|
| Chair's Introduction | 54 |
| Leadership | 55 |
| Corporate Governance Report | 57 |
| Board Activities | 62 |
| Audit Committee Report | 63 |
| Remuneration Committee Report | 64 |
| ESG Committee Report | 65 |
| Nomination Committee Report | 66 |
| Directors' Report | 67 |
| Reporting of Payments to Governments | 71 |

72-154

## Reporting of Payments to Governments

This report is prepared in accordance with the Norwegian Accounting Act section § 3-3 d) and Securities Trading Act § 5-5 a). It states that companies engaged in activities within the extractive industries shall annually prepare and publish a report containing information about their payments to governments at country and project level. The Ministry of Finance has issued a regulation (F20.12.2013 nr 1682 – 'the regulation') stipulating that the reporting obligation only applies to reporting entities above a certain size and to payments above certain threshold amounts. In addition, the regulation stipulates that the report shall include other information than payments to governments, and it provides more detailed rules applicable to definitions, publication and Group reporting.

The management of BlueNord ASA has applied judgement in the interpretation of the wording in the regulation with regards to the specific type of payment to be included in this report, and on what level it should be reported. When payments are required to be reported on a project-by-project basis, it is reported on a field-by-field basis. Only gross amounts on operated licences are to be reported, as all payments within the licence performed by non-operators will normally be cash calls transferred to the operator and are as such not payments to the government. All activities in BlueNord ASA within the extractive industries are located on the Danish continental shelf and all are performed as non-operator. All the reported payments below are to the Danish government.

### Income tax

The income tax is calculated and paid on a corporate level and is therefore reported for the whole Company rather than licence-by-licence. The income tax payment in 2023 is a USD 40.0 million second instalment repayment for 2022 pertaining to the special tax incentives implemented in 2017. This repayment is triggered from 2022 and onwards if commodity prices exceed certain thresholds. It constitutes a repayment of tax benefits previously received from the incentive scheme, in the case of market conditions significantly improving compared to the assumptions in 2017, where the incentive scheme was implemented.

Further, in 2023 BlueNord paid USD 141.0 million of 25 %-chapter 2 hydrocarbon tax pertaining to 2022 earnings and USD 16.0 million pertaining to prior years. The Group also paid Danish corporate tax for income 2022 of USD 9.0 million. In addition, BlueNord paid the first instalment of the temporary EU-solidarity contribution, which is calculated at 33.0 percent of 2023 earnings. The instalment amounted to USD 24.0 million.

### Other information required to be reported

In accordance with the regulation (F20.12.2013 nr 1682), BlueNord ASA is a
on investments, operating income, production volumes and purchases of g
All reported information is relating to BlueNord ASA activities within the ext
Danish continental shelf:

- Total net investments amounted to USD 347.6 million, as specified in the financial statements.
- Sales income (petroleum revenues) in 2023 amounted to USD 791.5 mi the financial statements.
- Total production in 2023 was 9.1 million barrels of oil equivalents, see no financial statements.
- For information about purchases of goods and services, reference is m and the related notes.



Årsregnskap regnskapsåret 2023 for 987989297



# Financial Report

Årsregnskap regnskapsåret 2023 for 987989297


Consolidated Statements
- Consolidated Statement of Comprehensive Income
- Consolidated Statement of Financial Position
- Consolidated Statement of Changes in Equity
- Consolidated Statement of Cash Flows
- Notes

Statutory Accounts
- Income Statement
- Balance Sheet
- Cash Flow
- Notes

Independent Auditor's Report

Statement of Compliance

Alternative Performance Measures

Supplementary oil and gas information (unaudited)

Appendices

Information about BlueNord

## In this report


**1-52**

**53-71**

**72-154**

| | |
|---|---|
| Consolidated Statements | 73 |
| Consolidated Statement of Comprehensive Income | 73 |
| Consolidated Statement of Financial Position | 74 |
| Consolidated Statement of Changes in Equity | 76 |
| Consolidated Statement of Cash Flows | 77 |
| Notes | 78 |
| Statutory Accounts | 122 |
| Income Statement | 122 |
| Balance Sheet | 123 |
| Cash Flow | 125 |
| Notes | 126 |
| Independent Auditor's Report | 137 |
| Statement of Compliance | 140 |
| Alternative Performance Measures | 141 |
| Supplementary oil and gas information (unaudited) | 142 |
| Appendices | 143 |
| Information about BlueNord | 155 |


## Contents for Consolidated Statements


| | |
|---|---|
| Consolidated Statement of Comprehensive Income | 73 |
| Consolidated Statement of Financial Position | 74 |
| Consolidated Statement of Changes in Equity | 76 |
| Consolidated Statement of Cash Flows | 77 |
| Note 1: Summary of material accounting policies | 78 |
| Note 2: Financial risk management | 84 |
| Note 3: Critical accounting estimates and judgements | 87 |
| Note 4: Revenue | 88 |
| Note 5: Production expenses | 89 |
| Note 6: Exploration and evaluation expenses | 90 |
| Note 7: Personnel expenses | 90 |
| Note 8: Other operating expenses | 91 |
| Note 9: Intangible assets | 91 |
| Note 10: Restatement of borrowing cost | 92 |
| Note 11: Property, Plant and Equipment | 95 |
| Note 12: Impairments | 96 |
| Note 13: Financial income and expenses | 97 |
| Note 14: Tax | 97 |
| Note 15: Earnings per share | 102 |
| Note 16: Non-current receivables, trade receivables and other current assets | 102 |
| Note 17: Inventories | 103 |
| Note 18: Restricted bank deposits, cash and cash equivalents | 103 |
| Note 19: Financial instruments | 104 |
| Note 20: Share capital | 110 |
| Note 21: Post-employment benefits | 112 |
| Note 22: Asset retirement obligations | 112 |
| Note 23: Borrowings | 114 |
| Note 24: Trade payables and other payables | 118 |
| Note 25: Guarantees | 119 |
| Note 26: Investments in jointly owned assets | 120 |
| Note 27: Contingencies and commitments | 120 |
| Note 28: Related party transactions | 121 |
| Note 29: Subsequent events | 121 |


## Consolidated Statement of Comprehensive Income
## As of 31 December

| USD million | Note |
|---|---|
| **Total revenues** | 4 |
| Production expenses | 5 |
| Exploration and evaluation expenses | 6 |
| Personnel expenses | 7 |
| Other operating expenses | 8 |
| **Total operating expenses** | |
| **Operating result before depreciation, amortisation and impairment ('EBITDA')** | |
| Depreciation/amortisation/impairment | 11 |
| **Net operating result ('EBIT')** | |
| Financial income | 13 |
| Financial expenses | 13, 10 |
| **Net financial items** | |
| **Result before tax ('EBT')** | |
| Income tax benefit/(expense) | 14, 10 |
| **Net result for the year[2]** | |
| **Other comprehensive income:** | |
| Items that are or may be subsequently reclassified to profit or loss: | |
| Realised cash flow hedge | 19 |
| Related tax – realised cash flow hedge | 14, 19 |
| Changes in fair value cash flow hedges | 19 |
| Related tax – changes in fair value cash flow hedges | 14, 19 |
| Currency translation adjustment | |
| **Total other comprehensive income for the year** | |
| **Total comprehensive income for the year[2]** | |
| Basic earnings/loss USD per share | 15 |
| Diluted earnings/loss USD per share | 15 |

(1) The comparative information is restated on account of correction of errors. See note 10 Restatement of borrowing cost.
(2) 100 percent attributable to equity holders of the parent company

## In this report


**1-52**

**53-71**

**72-154**

| | |
|---|---|
| Consolidated Statements | 73 |
| Consolidated Statement of Comprehensive Income | 73 |
| Consolidated Statement of Financial Position | 74 |
| Consolidated Statement of Changes in Equity | 76 |
| Consolidated Statement of Cash Flows | 77 |
| Notes | 78 |
| Statutory Accounts | 122 |
| Income Statement | 122 |
| Balance Sheet | 123 |
| Cash Flow | 125 |
| Notes | 126 |
| Independent Auditor's Report | 137 |
| Statement of Compliance | 140 |
| Alternative Performance Measures | 141 |
| Supplementary oil and gas information (unaudited) | 142 |
| Appendices | 143 |
| Information about BlueNord | 155 |


## Contents for Consolidated Statements


| | |
|---|---|
| Consolidated Statement of Comprehensive Income | 73 |
| Consolidated Statement of Financial Position | 74 |
| Consolidated Statement of Changes in Equity | 76 |
| Consolidated Statement of Cash Flows | 77 |
| Note 1: Summary of material accounting policies | 78 |
| Note 2: Financial risk management | 84 |
| Note 3: Critical accounting estimates and judgements | 87 |
| Note 4: Revenue | 88 |
| Note 5: Production expenses | 89 |
| Note 6: Exploration and evaluation expenses | 90 |
| Note 7: Personnel expenses | 90 |
| Note 8: Other operating expenses | 91 |
| Note 9: Intangible assets | 91 |
| Note 10: Restatement of borrowing cost | 92 |
| Note 11: Property, Plant and Equipment | 95 |
| Note 12: Impairments | 96 |
| Note 13: Financial income and expenses | 97 |
| Note 14: Tax | 97 |
| Note 15: Earnings per share | 102 |
| Note 16: Non-current receivables, trade receivables and other current assets | 102 |
| Note 17: Inventories | 103 |
| Note 18: Restricted bank deposits, cash and cash equivalents | 103 |
| Note 19: Financial instruments | 104 |
| Note 20: Share capital | 110 |
| Note 21: Post-employment benefits | 112 |
| Note 22: Asset retirement obligations | 112 |
| Note 23: Borrowings | 114 |
| Note 24: Trade payables and other payables | 118 |
| Note 25: Guarantees | 119 |
| Note 26: Investments in jointly owned assets | 120 |
| Note 27: Contingencies and commitments | 120 |
| Note 28: Related party transactions | 121 |
| Note 29: Subsequent events | 121 |


## Consolidated Statement of Financial Position
## As of 31 December

| USD million | Note | 31.12.2023 |
|---|---|---|
| **Non-current assets** | | |
| Intangible assets | 9 | **151.6** |
| Deferred tax assets | 14, 10 | **218.5** |
| Property, plant and equipment | 11, 10 | **2,427.9** |
| Right of Use asset | | **1.4** |
| Restricted bank deposits | 18, 19 | **213.9** |
| Receivables non-current | 16 | **3.7** |
| Derivative instruments | 19 | **14.0** |
| **Total non-current assets** | | **3,031.0** |
| **Current assets** | | |
| Derivative instruments | 19 | **71.7** |
| Trade receivables and other current assets | 16 | **88.7** |
| Inventories | 17 | **54.7** |
| Cash and cash equivalents | 18 | **166.7** |
| **Total current assets** | | **381.9** |
| **Total assets** | | **3,412.9** |



Årsregnskap regnskapsåret 2023 for 987989297

## In this report


**1-52**

**53-71**

**72-154**

| | |
|---|---|
| Consolidated Statements | 73 |
| Consolidated Statement of Comprehensive Income | 73 |
| Consolidated Statement of Financial Position | 74 |
| Consolidated Statement of Changes in Equity | 76 |
| Consolidated Statement of Cash Flows | 77 |
| Notes | 78 |
| Statutory Accounts | 122 |
| Income Statement | 122 |
| Balance Sheet | 123 |
| Cash Flow | 125 |
| Notes | 126 |
| Independent Auditor's Report | 137 |
| Statement of Compliance | 140 |
| Alternative Performance Measures | 141 |
| Supplementary oil and gas information (unaudited) | 142 |
| Appendices | 143 |
| Information about BlueNord | 155 |


## Contents for Consolidated Statements


| | |
|---|---|
| Consolidated Statement of Comprehensive Income | 73 |
| Consolidated Statement of Financial Position | 74 |
| Consolidated Statement of Changes in Equity | 76 |
| Consolidated Statement of Cash Flows | 77 |
| Note 1: Summary of material accounting policies | 78 |
| Note 2: Financial risk management | 84 |
| Note 3: Critical accounting estimates and judgements | 87 |
| Note 4: Revenue | 88 |
| Note 5: Production expenses | 89 |
| Note 6: Exploration and evaluation expenses | 90 |
| Note 7: Personnel expenses | 90 |
| Note 8: Other operating expenses | 91 |
| Note 9: Intangible assets | 91 |
| Note 10: Restatement of borrowing cost | 92 |
| Note 11: Property, Plant and Equipment | 95 |
| Note 12: Impairments | 96 |
| Note 13: Financial income and expenses | 97 |
| Note 14: Tax | 97 |
| Note 15: Earnings per share | 102 |
| Note 16: Non-current receivables, trade receivables and other current assets | 102 |
| Note 17: Inventories | 103 |
| Note 18: Restricted bank deposits, cash and cash equivalents | 103 |
| Note 19: Financial instruments | 104 |
| Note 20: Share capital | 110 |
| Note 21: Post-employment benefits | 112 |
| Note 22: Asset retirement obligations | 112 |
| Note 23: Borrowings | 114 |
| Note 24: Trade payables and other payables | 118 |
| Note 25: Guarantees | 119 |
| Note 26: Investments in jointly owned assets | 120 |
| Note 27: Contingencies and commitments | 120 |
| Note 28: Related party transactions | 121 |
| Note 29: Subsequent events | 121 |


## Consolidated Statement of Financial Position continued
## As of 31 December

| USD million | Note | 31.12.2023 |
|---|---|---|
| **Equity** | | |
| Share capital | 20 | **1.7** |
| Other equity | 10 | **811.9** |
| **Total equity** | | **813.6** |
| **Non-current liabilities** | | |
| Asset retirement obligations | 22 | **1,033.7** |
| Convertible bond loans | 19, 23 | **201.7** |
| Bond loan | 19, 23 | **169.1** |
| Reserve-based lending facility | 19, 23 | **695.8** |
| Derivative instruments | 19 | **56.3** |
| Other non-current liabilities | | **1.1** |
| **Total non-current liabilities** | | **2,157.7** |
| **Current liabilities** | | |
| Reserve-based lending facility | 19, 23 | **125.0** |
| Asset retirement obligations | 22 | **15.4** |
| Tax payable | 14 | **140.0** |
| Derivative instruments | 19 | **35.9** |
| Trade payables and other current liabilities | 24 | **125.3** |
| **Total current liabilities** | | **441.6** |
| **Total liabilities** | | **2,599.3** |
| **Total equity and liabilities** | | **3,412.9** |

(1) The comparative information is restated on account of correction of errors. See note 10 Restatement of borrowing cost.

**Oslo**
**11 April 2024**

| | | | |
|---|---|---|---|
| **Riulf Rustad**<br>Executive Chair | **Tone Kristin Omsted**<br>Board member | **Marianne Lie**<br>Board member | **Colette Cohen**<br>Board member |
| **Robert J. McGuire**<br>Board member | **Jan Lernout**<br>Board member | **Peter Coleman**<br>Board member | **Euan Shirlaw**<br>Chief Executive Officer |



Årsregnskap regnskapsåret 2023 for 987989297

## In this report


**1-52**

**53-71**

**72-154**

| | |
|---|---|
| Consolidated Statements | 73 |
| Consolidated Statement of Comprehensive Income | 73 |
| Consolidated Statement of Financial Position | 74 |
| Consolidated Statement of Changes in Equity | 76 |
| Consolidated Statement of Cash Flows | 77 |
| Notes | 78 |
| Statutory Accounts | 122 |
| Income Statement | 122 |
| Balance Sheet | 123 |
| Cash Flow | 125 |
| Notes | 126 |
| Independent Auditor's Report | 137 |
| Statement of Compliance | 140 |
| Alternative Performance Measures | 141 |
| Supplementary oil and gas information (unaudited) | 142 |
| Appendices | 143 |
| Information about BlueNord | 155 |


## Contents for Consolidated Statements


| | |
|---|---|
| Consolidated Statement of Comprehensive Income | 73 |
| Consolidated Statement of Financial Position | 74 |
| Consolidated Statement of Changes in Equity | 76 |
| Consolidated Statement of Cash Flows | 77 |
| Note 1: Summary of material accounting policies | 78 |
| Note 2: Financial risk management | 84 |
| Note 3: Critical accounting estimates and judgements | 87 |
| Note 4: Revenue | 88 |
| Note 5: Production expenses | 89 |
| Note 6: Exploration and evaluation expenses | 90 |
| Note 7: Personnel expenses | 90 |
| Note 8: Other operating expenses | 91 |
| Note 9: Intangible assets | 91 |
| Note 10: Restatement of borrowing cost | 92 |
| Note 11: Property, Plant and Equipment | 95 |
| Note 12: Impairments | 96 |
| Note 13: Financial income and expenses | 97 |
| Note 14: Tax | 97 |
| Note 15: Earnings per share | 102 |
| Note 16: Non-current receivables, trade receivables and other current assets | 102 |
| Note 17: Inventories | 103 |
| Note 18: Restricted bank deposits, cash and cash equivalents | 103 |
| Note 19: Financial instruments | 104 |
| Note 20: Share capital | 110 |
| Note 21: Post-employment benefits | 112 |
| Note 22: Asset retirement obligations | 112 |
| Note 23: Borrowings | 114 |
| Note 24: Trade payables and other payables | 118 |
| Note 25: Guarantees | 119 |
| Note 26: Investments in jointly owned assets | 120 |
| Note 27: Contingencies and commitments | 120 |
| Note 28: Related party transactions | 121 |
| Note 29: Subsequent events | 121 |


## Consolidated Statement of Changes in Equity
## As of 31 December

| All figures in USD million | Share capital | Share premium fund | Treasury share reserve | Currency translation fund | Cash flow hedge reserve |
|---|---|---|---|---|---|
| **2022** | | | | | |
| **Equity on 01.01.2022 as previously reported** | 29.5 | 707.0 | (0.5) | 2.6 | (67.5) |
| Impact of restatement 01.01.2022 (note 10) | | | | | |
| **Restated equity 01.01.2022** | | | | | |
| Net result for the period | | | | | |
| Impact of restatement 2022 (note 10) | | | | | |
| **Other comprehensive income** | | | | | |
| Realised cash flow hedge | – | – | – | – | 224.7 |
| Related tax – realised cash flow hedge | – | – | – | – | (151.2) |
| Changes in fair value cash flow hedges | – | – | – | – | (40.4) |
| Related tax – changes in fair value cash flow hedges | – | – | – | – | 48.2 |
| Currency translation adjustments | – | – | – | (2.0) | – |
| **Total other comprehensive income** | – | – | – | (2.0) | 81.4 |
| Issue of shares | 1.4 | 32.2 | – | – | – |
| Capital reduction, approved and registered | (29.3) | 29.3 | – | – | – |
| Settlement derivatives/conversion bonds | – | – | – | – | – |
| Share-based incentive program | – | – | 0.3 | – | – |
| **Total transactions with owners for the period** | (27.8) | 61.4 | 0.3 | – | – |
| **Equity as of 31.12.2022 restated** | 1.7 | 768.4 | (0.1) | 0.5 | 13.9 |
| **2023** | | | | | |
| **Equity as of 01.01.2023 restated** | **1.7** | **768.4** | **(0.1)** | **0.5** | **13.9** |
| Net result for the period | | | | | |
| **Other comprehensive income** | | | | | |
| Realised cash flow hedge | **–** | **–** | **–** | **–** | **(49.1)** |
| Related tax – realised cash flow hedge | **–** | **–** | **–** | **–** | **19.1** |
| Changes in fair value cash flow hedges | **–** | **–** | **–** | **–** | **107.8** |
| Related tax – changes in fair value cash flow hedges | **–** | **–** | **–** | **–** | **(66.8)** |
| Currency translation adjustments | **–** | **–** | **–** | **1.4** | **–** |
| **Total other comprehensive income** | **–** | **–** | **–** | **1.4** | **11.0** |
| Issue of shares | **0.0** | **14.5** | **–** | **–** | **–** |
| Settlement derivatives/conversion bonds[1] | **–** | **–** | **–** | **–** | **–** |
| Share-based incentive program | **–** | **–** | **0.0** | **–** | **–** |
| **Total transactions with owners for the period** | **0.0** | **14.5** | **0.0** | **–** | **–** |
| **Equity as of 31.12.2023** | **1.7** | **782.9** | **(0.1)** | **2.0** | **24.9** |

(1) For further information see Borrowings note 22.



08.08.2025 kl 15:28 Brønnøysundregistrene Side 89 av 175

## In this report


**1-52**

**53-71**

**72-154**

| | |
|---|---|
| Consolidated Statements | 73 |
| Consolidated Statement of Comprehensive Income | 73 |
| Consolidated Statement of Financial Position | 74 |
| Consolidated Statement of Changes in Equity | 76 |
| Consolidated Statement of Cash Flows | 77 |
| Notes | 78 |
| Statutory Accounts | 122 |
| Income Statement | 122 |
| Balance Sheet | 123 |
| Cash Flow | 125 |
| Notes | 126 |
| Independent Auditor's Report | 137 |
| Statement of Compliance | 140 |
| Alternative Performance Measures | 141 |
| Supplementary oil and gas information (unaudited) | 142 |
| Appendices | 143 |
| Information about BlueNord | 155 |


## Contents for Consolidated Statements


| | |
|---|---|
| Consolidated Statement of Comprehensive Income | 73 |
| Consolidated Statement of Financial Position | 74 |
| Consolidated Statement of Changes in Equity | 76 |
| Consolidated Statement of Cash Flows | 77 |
| Note 1: Summary of material accounting policies | 78 |
| Note 2: Financial risk management | 84 |
| Note 3: Critical accounting estimates and judgements | 87 |
| Note 4: Revenue | 88 |
| Note 5: Production expenses | 89 |
| Note 6: Exploration and evaluation expenses | 90 |
| Note 7: Personnel expenses | 90 |
| Note 8: Other operating expenses | 91 |
| Note 9: Intangible assets | 91 |
| Note 10: Restatement of borrowing cost | 92 |
| Note 11: Property, Plant and Equipment | 95 |
| Note 12: Impairments | 96 |
| Note 13: Financial income and expenses | 97 |
| Note 14: Tax | 97 |
| Note 15: Earnings per share | 102 |
| Note 16: Non-current receivables, trade receivables and other current assets | 102 |
| Note 17: Inventories | 103 |
| Note 18: Restricted bank deposits, cash and cash equivalents | 103 |
| Note 19: Financial instruments | 104 |
| Note 20: Share capital | 110 |
| Note 21: Post-employment benefits | 112 |
| Note 22: Asset retirement obligations | 112 |
| Note 23: Borrowings | 114 |
| Note 24: Trade payables and other payables | 118 |
| Note 25: Guarantees | 119 |
| Note 26: Investments in jointly owned assets | 120 |
| Note 27: Contingencies and commitments | 120 |
| Note 28: Related party transactions | 121 |
| Note 29: Subsequent events | 121 |


## Consolidated Statement of Cash Flows
## For the year ended 31 December

| USD million | Note |
|---|---|
| **Cash flows from operating activities** | |
| Net result for the year | 10 |
| **Adjustments for:** | |
| Income tax benefit/(expense) | 14,10 |
| Net financial items | 13,10 |
| Depreciation/impairment | 11 |
| Share-based payments expenses | |
| Interest received(2) | 13 |
| Other financial items paid | |
| Net gain on sale of assets | 13 |
| **Changes in:** | |
| Trade receivable | 16 |
| Trade payables | 24 |
| Inventories and spare parts | 17 |
| Prepayments | 16 |
| Over/under-lift | 16 |
| Other current balance sheet items(3) | |
| **Cash flow from operating activities** | |
| Tax (paid)/received | |
| **Net cash flow from operating activities** | |
| **Cash flows from investing activities** | |
| Long-term loan provided | 16 |
| Consideration sale of asset | |
| Deferred consideration | |
| Investment in oil and gas assets (excluding capitalised interest) | 11 |
| Investment in exploration and evaluation assets | 9 |
| Payments for decommissioning of oil and gas fields | 22 |
| **Net cash flow from investing activities** | |
| **Cash flows from financing activities** | |
| Drawdown long-term liability | 23 |
| Repayment long-term liability | 23 |
| Lease payments | |
| Sale of shares | |
| Interest and fees external loan | |
| **Net cash flow from financing activities** | |
| Net change in cash and cash equivalents | |
| Cash and cash equivalents at the beginning of the year | |
| **Cash and cash equivalents at end of the year** | |

(1) The comparative information is restated on account of correction of errors. See note 10 Restatement of borrowing cost.
(2) Excluding interest received from restricted bank accounts.
(3) Mainly currency adjustments balance sheet items.



Årsregnskap regnskapsåret 2023 for 987989297

In this report


1-52

53-71

72-154

| | |
|---|---|
| Consolidated Statements | 73 |
| Consolidated Statement of Comprehensive Income | 73 |
| Consolidated Statement of Financial Position | 74 |
| Consolidated Statement of Changes in Equity | 76 |
| Consolidated Statement of Cash Flows | 77 |
| Notes | 78 |
| Statutory Accounts | 122 |
| Income Statement | 122 |
| Balance Sheet | 123 |
| Cash Flow | 125 |
| Notes | 126 |
| Independent Auditor's Report | 137 |
| Statement of Compliance | 140 |
| Alternative Performance Measures | 141 |
| Supplementary oil and gas information (unaudited) | 142 |
| Appendices | 143 |
| Information about BlueNord | 155 |


## Contents for Consolidated Statements


| | |
|---|---|
| Consolidated Statement of Comprehensive Income | 73 |
| Consolidated Statement of Financial Position | 74 |
| Consolidated Statement of Changes in Equity | 76 |
| Consolidated Statement of Cash Flows | 77 |
| Note 1: Summary of material accounting policies | 78 |
| Note 2: Financial risk management | 84 |
| Note 3: Critical accounting estimates and judgements | 87 |
| Note 4: Revenue | 88 |
| Note 5: Production expenses | 89 |
| Note 6: Exploration and evaluation expenses | 90 |
| Note 7: Personnel expenses | 90 |
| Note 8: Other operating expenses | 91 |
| Note 9: Intangible assets | 91 |
| Note 10: Restatement of borrowing cost | 92 |
| Note 11: Property, Plant and Equipment | 95 |
| Note 12: Impairments | 96 |
| Note 13: Financial income and expenses | 97 |
| Note 14: Tax | 97 |
| Note 15: Earnings per share | 102 |
| Note 16: Non-current receivables, trade receivables and other current assets | 102 |
| Note 17: Inventories | 103 |
| Note 18: Restricted bank deposits, cash and cash equivalents | 103 |
| Note 19: Financial instruments | 104 |
| Note 20: Share capital | 110 |
| Note 21: Post-employment benefits | 112 |
| Note 22: Asset retirement obligations | 112 |
| Note 23: Borrowings | 114 |
| Note 24: Trade payables and other payables | 118 |
| Note 25: Guarantees | 119 |
| Note 26: Investments in jointly owned assets | 120 |
| Note 27: Contingencies and commitments | 120 |
| Note 28: Related party transactions | 121 |
| Note 29: Subsequent events | 121 |


## Notes

### 1 Summary of material accounting policies

BlueNord ASA ('BlueNord', 'the Company' or 'the Group') is a public limited liability company registered in Norway, with headquarters in Oslo). The Company has subsidiaries in Norway, Denmark, the Netherlands and the United Kingdom. The Company is listed on the Osl

The consolidated financial statements for 2023 were approved by the Board of Directors on 11 April 2024 and will be presented for a Meeting on 14 May 2024.

The material accounting policies applied in the preparation of these consolidated financial statements are set out below. These polic applied to all the years presented, unless otherwise stated. The Group also provides the disclosure requirements as specified under Law (Regnskapsloven).

### 1.1 Basis of preparation

The consolidated financial statements of BlueNord ASA have been prepared in accordance with the IFRS® Accounting Standards, Group also provides information required in accordance with the Norwegian Accounting Act and associated NGAAP standards.

The preparation of financial statements in accordance with IFRS® Accounting Standards requires the use of certain critical account management to exercise its judgement in the process of applying the Group's accounting policies. The areas involving a higher deg complexity, or areas where assumptions and estimates are significant to the consolidated financial statements are disclosed in note

The subtotals and totals in some of the tables may not equal the sum of the amounts shown due to rounding.

#### 1.1.1 Changes in material accounting policies and disclosures

No change in 2023.

#### Amendments to standards

Standards and amendments to standards issued are either not expected to impact BlueNord's consolidated financial statements m to be relevant to the consolidated financial statements upon adoption.

### 1.2 Consolidation

#### Subsidiaries

The consolidated financial statements comprise the financial statements of the Company and its subsidiaries as of 31 December 20 over which the Group has control. Control is achieved where the Group has the power over the subsidiary, has rights, or is exposed t subsidiary and has the ability to use its power to affect its returns. All subsidiaries are 100 percent owned by the Group and there are There has not been any change in the Group's structure and ownership in 2023 compared to 2022.

## In this report


**1-52**

**53-71**

**72-154**

| | |
|---|---|
| Consolidated Statements | 73 |
| Consolidated Statement of Comprehensive Income | 73 |
| Consolidated Statement of Financial Position | 74 |
| Consolidated Statement of Changes in Equity | 76 |
| Consolidated Statement of Cash Flows | 77 |
| Notes | 78 |
| Statutory Accounts | 122 |
| Income Statement | 122 |
| Balance Sheet | 123 |
| Cash Flow | 125 |
| Notes | 126 |
| Independent Auditor's Report | 137 |
| Statement of Compliance | 140 |
| Alternative Performance Measures | 141 |
| Supplementary oil and gas information (unaudited) | 142 |
| Appendices | 143 |
| Information about BlueNord | 155 |


## Contents for Consolidated Statements


| | |
|---|---|
| Consolidated Statement of Comprehensive Income | 73 |
| Consolidated Statement of Financial Position | 74 |
| Consolidated Statement of Changes in Equity | 76 |
| Consolidated Statement of Cash Flows | 77 |
| Note 1: Summary of material accounting policies | 78 |
| Note 2: Financial risk management | 84 |
| Note 3: Critical accounting estimates and judgements | 87 |
| Note 4: Revenue | 88 |
| Note 5: Production expenses | 89 |
| Note 6: Exploration and evaluation expenses | 90 |
| Note 7: Personnel expenses | 90 |
| Note 8: Other operating expenses | 91 |
| Note 9: Intangible assets | 91 |
| Note 10: Restatement of borrowing cost | 92 |
| Note 11: Property, Plant and Equipment | 95 |
| Note 12: Impairments | 96 |
| Note 13: Financial income and expenses | 97 |
| Note 14: Tax | 97 |
| Note 15: Earnings per share | 102 |
| Note 16: Non-current receivables, trade receivables and other current assets | 102 |
| Note 17: Inventories | 103 |
| Note 18: Restricted bank deposits, cash and cash equivalents | 103 |
| Note 19: Financial instruments | 104 |
| Note 20: Share capital | 110 |
| Note 21: Post-employment benefits | 112 |
| Note 22: Asset retirement obligations | 112 |
| Note 23: Borrowings | 114 |
| Note 24: Trade payables and other payables | 118 |
| Note 25: Guarantees | 119 |
| Note 26: Investments in jointly owned assets | 120 |
| Note 27: Contingencies and commitments | 120 |
| Note 28: Related party transactions | 121 |
| Note 29: Subsequent events | 121 |




### > 1 Summary of material accounting policies continued

**The Group had the following subsidiaries on 31 December 2023:**

| Name | Country of incorporation and place of business | Nature of business |
|---|---|---|
| BlueNord Denmark A/S | Denmark | Intermediate holding company |
| BlueNord Energy Denmark A/S | Denmark | Exploration and production activity |
| BlueNord Gas Denmark A/S | Denmark | Exploration and production activity |
| BlueNord Energy 8/06 Denmark B.V | Netherlands | Exploration and production activity |
| BlueNord Pipeline Denmark Aps | Denmark | Infrastructure oil and gas |
| BlueNord UK Ltd | Great Britain | Exploration activity |
| BlueNord Energy UK Ltd | Great Britain | Exploration activity |
| Altinex AS | Norway | Intermediate holding company |
| BlueNord AS | Norway | Dormant Company |

**Joint arrangements**

BlueNord has interests in licences on the Danish Continental Shelf. A joint arrangement is defined as an arrangement over which tw control. Joint control is the contractually agreed sharing of control which exists only when decisions about the relevant activities (bei affect the returns of the arrangement) require unanimous consent of the parties sharing control.

Under IFRS 11 Joint Arrangements, a joint operation is a joint arrangement whereby the parties that have joint control of the arranger and obligations for the liabilities, relating to the arrangement. BlueNord recognises investments in joint operations (oil and gas produ share of related revenues, expenses, assets, liabilities and cash flows under the respective items in the company's financial stateme

**1.3 Segment reporting**

The whole Group is considered a single operating segment.



Årsregnskap regnskapsåret 2023 for 987989297

In this report

1-52

53-71

72-154

Consolidated Statements 73
Consolidated Statement of Comprehensive Income 73
Consolidated Statement of Financial Position 74
Consolidated Statement of Changes in Equity 76
Consolidated Statement of Cash Flows 77
Notes 78
Statutory Accounts 122
Income Statement 122
Balance Sheet 123
Cash Flow 125
Notes 126
Independent Auditor's Report 137
Statement of Compliance 140
Alternative Performance Measures 141
Supplementary oil and gas information (unaudited) 142
Appendices 143
Information about BlueNord 155

## Contents for Consolidated Statements

Consolidated Statement of Comprehensive Income 73
Consolidated Statement of Financial Position 74
Consolidated Statement of Changes in Equity 76
Consolidated Statement of Cash Flows 77
Note 1: Summary of material accounting policies 78
Note 2: Financial risk management 84
Note 3: Critical accounting estimates and judgements 87
Note 4: Revenue 88
Note 5: Production expenses 89
Note 6: Exploration and evaluation expenses 90
Note 7: Personnel expenses 90
Note 8: Other operating expenses 91
Note 9: Intangible assets 91
Note 10: Restatement of borrowing cost 92
Note 11: Property, Plant and Equipment 95
Note 12: Impairments 96
Note 13: Financial income and expenses 97
Note 14: Tax 97
Note 15: Earnings per share 102
Note 16: Non-current receivables, trade receivables and other current assets 102
Note 17: Inventories 103
Note 18: Restricted bank deposits, cash and cash equivalents 103
Note 19: Financial instruments 104
Note 20: Share capital 110
Note 21: Post-employment benefits 112
Note 22: Asset retirement obligations 112
Note 23: Borrowings 114
Note 24: Trade payables and other payables 118
Note 25: Guarantees 119
Note 26: Investments in jointly owned assets 120
Note 27: Contingencies and commitments 120
Note 28: Related party transactions 121
Note 29: Subsequent events 121



## Notes continued

### >1 Summary of material accounting policies continued

### 1.4 Foreign currency translation

**a) Functional and presentation currency**

Items included in the financial statements of each of the Group's entities are measured using the currency of the primary economic e
operates ('the functional currency'). The consolidated financial statements are presented in US dollars ('USD'), which is the Group's p
parent company and main operating companies' functional currency.

**b) Transactions and balances**

Foreign currency transactions are translated into the functional currency using the exchange rates prevailing at the dates of the tran
items are re-measured. Foreign exchange gains and losses are recognised in the income statement as other financial income or oth

**c) Group companies**

All currency translation adjustments are recognised in other comprehensive income ('OCI').

### 1.5 Property, plant and equipment

Property, plant and equipment include the asset under construction ('AUC'), production facilities, pipelines, machinery and equipme
equipment are measured at cost, less accumulated depreciation and accumulated impairment losses.

For property, plant and equipment where asset retirement obligations for decommissioning and dismantling are recognised as a lial
acquisition cost for the respective assets.

Direct and indirect expenditures related to the asset under construction are capitalised. The development phase commences wher
decided field evaluation.

Production facilities are depreciated in accordance with the unit-of-production method ('UoP') based on proven and probable reser
production quantity and the reserves). If realisation of probable reserves demands further future investments, these are added to the

Acquired assets used for extraction and production of petroleum deposits, are depreciated using the UoP method based on proven

Onshore assets are depreciated over the estimated useful life, according to the straight-line method: three to five years. Pipelines are
the licence, according to the straight-line method.

Depreciation methods, useful lives, residual values and reserves are reviewed at each reporting date and adjusted if appropriate.

### 1.6 Intangible assets

**Licence rights**

Licence rights acquired in a business combination are measured on initial recognition at cost. Following initial recognition, licence rights a
method based on proven and probable reserves.

Årsregnskap regnskapsåret 2023 for 987989297

## In this report


**1-52**

**53-71**

**72-154**

| | |
|---|---|
| Consolidated Statements | 73 |
| Consolidated Statement of Comprehensive Income | 73 |
| Consolidated Statement of Financial Position | 74 |
| Consolidated Statement of Changes in Equity | 76 |
| Consolidated Statement of Cash Flows | 77 |
| Notes | 78 |
| Statutory Accounts | 122 |
| Income Statement | 122 |
| Balance Sheet | 123 |
| Cash Flow | 125 |
| Notes | 126 |
| Independent Auditor's Report | 137 |
| Statement of Compliance | 140 |
| Alternative Performance Measures | 141 |
| Supplementary oil and gas information (unaudited) | 142 |
| Appendices | 143 |
| Information about BlueNord | 155 |


## Contents for Consolidated Statements


| | |
|---|---|
| Consolidated Statement of Comprehensive Income | 73 |
| Consolidated Statement of Financial Position | 74 |
| Consolidated Statement of Changes in Equity | 76 |
| Consolidated Statement of Cash Flows | 77 |
| Note 1: Summary of material accounting policies | 78 |
| Note 2: Financial risk management | 84 |
| Note 3: Critical accounting estimates and judgements | 87 |
| Note 4: Revenue | 88 |
| Note 5: Production expenses | 89 |
| Note 6: Exploration and evaluation expenses | 90 |
| Note 7: Personnel expenses | 90 |
| Note 8: Other operating expenses | 91 |
| Note 9: Intangible assets | 91 |
| Note 10: Restatement of borrowing cost | 92 |
| Note 11: Property, Plant and Equipment | 95 |
| Note 12: Impairments | 96 |
| Note 13: Financial income and expenses | 97 |
| Note 14: Tax | 97 |
| Note 15: Earnings per share | 102 |
| Note 16: Non-current receivables, trade receivables and other current assets | 102 |
| Note 17: Inventories | 103 |
| Note 18: Restricted bank deposits, cash and cash equivalents | 103 |
| Note 19: Financial instruments | 104 |
| Note 20: Share capital | 110 |
| Note 21: Post-employment benefits | 112 |
| Note 22: Asset retirement obligations | 112 |
| Note 23: Borrowings | 114 |
| Note 24: Trade payables and other payables | 118 |
| Note 25: Guarantees | 119 |
| Note 26: Investments in jointly owned assets | 120 |
| Note 27: Contingencies and commitments | 120 |
| Note 28: Related party transactions | 121 |
| Note 29: Subsequent events | 121 |




### > 1 Summary of material accounting policies continued

#### 1.7 Impairment of non-financial assets

The Group has no goodwill, no intangible assets with indefinite useful life or intangible assets not yet available for use and is therefore impairment tests annually.

The Group's judgement is that the smallest identifiable assets or group of assets that generates cash inflows that are largely indepen other assets or groups of assets is the DUC assets as a total. The Group's judgement is consequently that it has only one cash-gene

If there is any indication that the CGU may be impaired, recoverable amount shall be estimated for the CGU, and compared to its car recoverable amount is the higher of the fair value less costs of disposal and the value in use.

In estimating value in use, expected future cash flows are discounted to the net present value applying a discount rate after tax that r valuation of the time value of money and risks specific to the CGU. The discount rate is derived from a weighted average cost of capi participant. For the purpose of impairment testing the lifetime of the field is normally determined to be the time when the operating ca become negative.

As the Company's shares are listed on the Oslo Stock Exchange, the market capitalisation is regarded as a good approximation of t equity. The Group's judgement is that it can make a reliable estimate of the fair value of its equity and thereby the CGU, based on its r for any estimated differences between the carrying amounts and fair value of assets and liabilities not included in the CGU, the differ capitalisation and carrying amount of equity is a reliable estimate of the difference between the estimated fair value and the carrying ("headroom"). Adjusted for cost of disposal, if this gives a positive headroom, the CGU is not impaired and it is not necessary to estim impairment test be required.

#### 1.8 Financial instruments

The Group has financial instruments at fair value through profit or loss and at amortised cost. See note 19 Financial instruments.2 for

The Group has designated derivatives as cash flow hedging instruments, see note 1.10, with the change in fair value temporarily to ot

The convertible bond loan has been determined to contain embedded derivatives, which is accounted for separately as derivative loss, while the loan element is measured at amortised cost (note 3.1).

Fees paid on the establishment of loan facilities are recognised as transaction costs of the loan to the extent that it is probable that so drawn down. In this case, the fee is deferred until the drawdown occurs. To the extent there is no evidence that it is probable that som drawn down, the fee is capitalised as a prepayment for liquidity services and amortised over the period of the facility to which it relate instrument that includes a non-derivative host contract that is not accounted for fair value though profit or loss ('FVTPL') and an emb accounted for at FVTPL such as the convertible bond, the Company has elected an accounting policy that all of the transaction cos deducted from the carrying amount of the non-derivative host contract on initial recognition.

Further details on fair values of financial instruments are provided in note 19 Financial instruments.



Årsregnskap regnskapsår 2023 for 987989297

## In this report


**1-52**

**53-71**

**72-154**

| | |
|---|---|
| Consolidated Statements | 73 |
| Consolidated Statement of Comprehensive Income | 73 |
| Consolidated Statement of Financial Position | 74 |
| Consolidated Statement of Changes in Equity | 76 |
| Consolidated Statement of Cash Flows | 77 |
| Notes | 78 |
| Statutory Accounts | 122 |
| Income Statement | 122 |
| Balance Sheet | 123 |
| Cash Flow | 125 |
| Notes | 126 |
| Independent Auditor's Report | 137 |
| Statement of Compliance | 140 |
| Alternative Performance Measures | 141 |
| Supplementary oil and gas information (unaudited) | 142 |
| Appendices | 143 |
| Information about BlueNord | 155 |


## Contents for Consolidated Statements


| | |
|---|---|
| Consolidated Statement of Comprehensive Income | 73 |
| Consolidated Statement of Financial Position | 74 |
| Consolidated Statement of Changes in Equity | 76 |
| Consolidated Statement of Cash Flows | 77 |
| Note 1: Summary of material accounting policies | 78 |
| Note 2: Financial risk management | 84 |
| Note 3: Critical accounting estimates and judgements | 87 |
| Note 4: Revenue | 88 |
| Note 5: Production expenses | 89 |
| Note 6: Exploration and evaluation expenses | 90 |
| Note 7: Personnel expenses | 90 |
| Note 8: Other operating expenses | 91 |
| Note 9: Intangible assets | 91 |
| Note 10: Restatement of borrowing cost | 92 |
| Note 11: Property, Plant and Equipment | 95 |
| Note 12: Impairments | 96 |
| Note 13: Financial income and expenses | 97 |
| Note 14: Tax | 97 |
| Note 15: Earnings per share | 102 |
| Note 16: Non-current receivables, trade receivables and other current assets | 102 |
| Note 17: Inventories | 103 |
| Note 18: Restricted bank deposits, cash and cash equivalents | 103 |
| Note 19: Financial instruments | 104 |
| Note 20: Share capital | 110 |
| Note 21: Post-employment benefits | 112 |
| Note 22: Asset retirement obligations | 112 |
| Note 23: Borrowings | 114 |
| Note 24: Trade payables and other payables | 118 |
| Note 25: Guarantees | 119 |
| Note 26: Investments in jointly owned assets | 120 |
| Note 27: Contingencies and commitments | 120 |
| Note 28: Related party transactions | 121 |
| Note 29: Subsequent events | 121 |




## Notes continued

### >1 Summary of material accounting policies continued

### 1.9 Impairment of financial assets

The Group applies a simplified approach in calculating expected credit losses ('ECLs') for trade receivables and contract assets. Th
track changes in credit risk, but instead recognises a loss allowance based on lifetime ECLs at each reporting date.

### 1.10 Derivative financial instruments and hedging activities

Derivatives are initially recognised at fair value on the date a derivative contract is entered into and are subsequently re-measured at
recognising the resulting gain or loss depends on whether the derivative is designated as a hedging instrument, and if so, the nature

The Group uses derivative financial instruments, such as forward commodity contracts and options, to reduce the exposure to com
sale of oil and gas. The Group has elected to apply cash flow hedge accounting designating these derivatives. These derivative fina
subsequently re-measured at fair value and the effective portion of the gain or loss on the hedging instrument is recognised in other
('OCI'), while any ineffective portion is recognised immediately in profit or loss (financial income or financial expenses). The cash flow
the lower of the cumulative gain or loss on the hedging instrument and the cumulative change in fair value of the hedged item. The ar
reclassified to profit or loss as a reclassification adjustment in the same periods during which the hedged cash flows affect profit or l
accounting is discontinued, the amount that has been accumulated in OCI must remain in accumulated OCI if the hedged future cas
occur. Otherwise, the amount will be immediately reclassified to profit or loss as a reclassification adjustment. Derivatives are carried
fair value is positive and as financial liabilities when the fair value is negative.

### 1.11 Cash and cash equivalents

Cash and cash equivalents include cash, bank deposits and short-term liquid placements, that immediately and with insignificant ris
converted to known cash amounts and with a remaining maturity less than three months from the date of acquisition.

### 1.12 Over/under-lifting of hydrocarbons

Over/under-lifting occurs when the Group has lifted and sold more or less hydrocarbons from a producing field than wh the Group
lifting. Over-lifting of hydrocarbons is presented as other current liabilities, under-lifting of hydrocarbons is presented as ther curren
over-lifting is measured at production expenses and the value of under-lifting is measured at the lower of production expenses and t
estimated sales costs. Over-lifting and under-lifting of hydrocarbons are presented at gross value. Over/under-lift positions at the sta
date are expected to be settled within 12 months from the reporting date.

### 1.13 Borrowing costs

The Group capitalise borrowing costs that are directly attributable to the construction of qualifying assets. The Group identifies qual
necessarily takes 12 months or more to construct and get ready for its intended use. For the periods presented this is only the Tyra d

The Group calculates an annual weighted average interest rate based on general borrowings and multiplies with the average carryin
construction. The amount of borrowing costs eligible for capitalisation each year is limited to the actual interest expenses before capi
and gains on extinguishment of bond loans. See also note 10 Reclassification of borrowing cost.

Other borrowing costs are included as financial expenses in the consolidated statement of comprehensive income in the period in w

Årsregnskap regnskapsåret 2023 for 987989297

In this report

1-52

53-71

72-154

Consolidated Statements 73
Consolidated Statement of Comprehensive Income 73
Consolidated Statement of Financial Position 74
Consolidated Statement of Changes in Equity 76
Consolidated Statement of Cash Flows 77
Notes 78
Statutory Accounts 122
Income Statement 122
Balance Sheet 123
Cash Flow 125
Notes 126
Independent Auditor's Report 137
Statement of Compliance 140
Alternative Performance Measures 141
Supplementary oil and gas information (unaudited) 142
Appendices 143
Information about BlueNord 155

## Contents for Consolidated Statements

Consolidated Statement of Comprehensive Income 73
Consolidated Statement of Financial Position 74
Consolidated Statement of Changes in Equity 76
Consolidated Statement of Cash Flows 77
Note 1: Summary of material accounting policies 78
Note 2: Financial risk management 84
Note 3: Critical accounting estimates and judgements 87
Note 4: Revenue 88
Note 5: Production expenses 89
Note 6: Exploration and evaluation expenses 90
Note 7: Personnel expenses 90
Note 8: Other operating expenses 91
Note 9: Intangible assets 91
Note 10: Restatement of borrowing cost 92
Note 11: Property, Plant and Equipment 95
Note 12: Impairments 96
Note 13: Financial income and expenses 97
Note 14: Tax 97
Note 15: Earnings per share 102
Note 16: Non-current receivables, trade receivables and other current assets 102
Note 17: Inventories 103
Note 18: Restricted bank deposits, cash and cash equivalents 103
Note 19: Financial instruments 104
Note 20: Share capital 110
Note 21: Post-employment benefits 112
Note 22: Asset retirement obligations 112
Note 23: Borrowings 114
Note 24: Trade payables and other payables 118
Note 25: Guarantees 119
Note 26: Investments in jointly owned assets 120
Note 27: Contingencies and commitments 120
Note 28: Related party transactions 121
Note 29: Subsequent events 121



## Notes continued

### 1 Summary of material accounting policies continued

### 1.14 Current and deferred income tax

The tax expense for the period comprises current tax, tax impact from refund of exploration expenses and deferred tax. Tax is recognis
except to the extent that it relates to items recognised in OCI or directly in equity. In this case, the tax is also recognised in OCI or directly

The current income tax charge is calculated on the basis of the tax laws enacted or substantively enacted at the reporting date in the
Company and its subsidiaries operate and generate taxable income.

Producers of oil and gas on the Danish continental shelf are subject to the hydrocarbon tax regime under which income derived from the sa
elevated 64 percent. Any income deriving from other activities than first-time sales of hydrocarbons is taxed at the ordinary corporate incor
The 64 percent is calculated as the sum of the 'Chapter 2' tax of 25 percent plus a specific hydrocarbon tax (chapter 3A) of 52 percent, in w
is deductible in the tax basis. When calculating the 52 percent tax, the Company is allowed to deduct an uplift (i.e., increased depreciation b
30 percent of the investments in property, plant and equipment ('PP&E') over a period of 6 years. Through an agreement from 2017, licence
continental shelf have had the possibility of applying temporary new rules whereby the Company will have the possibility of increased uplift
depreciation during the period from 2017 to 2025. At the same time, an additional tax was introduced which will materialize from 2022 throu
year (indexed from 2017) exceeds USD 75.0. The accumulated additional tax in the years 2022 through 2037 can not exceed the benefit re
to the increased uplift and accelerated depreciation. The additional tax is accounted for in the year the oil price exceed the thresholds.

### 1.15 Pensions

The Group only has defined contribution plans as of 31 December 2023 and 31 December 2022. The contributions are recognised a
for the periods they relate to.

### 1.16 Share-based payments

The Group operates a number of equity-settled, share-based compensation plans, under which the entity receives services from e
for equity instruments (options or shares) of the Group. The fair value of the employee services received in exchange for the grant of
recognised as an expense with a corresponding amount recognised to equity. The total amount to be expensed is determined by re
the options or shares granted.

### 1.17 Asset retirement obligations

Provisions reflect the estimated cost of decommissioning and removal of wells and production facilities used for the production of hy
obligations are measured at net present value of the anticipated future cost (estimated based on current day costs inflated). The liab
of current removal requirements and is discounted to present value using a risk-free rate adjusted for credit margin. Liabilities are rec
are adjusted continually in accordance with changes in requirements, price levels etc. When a decommissioning liability is recognise
a corresponding amount is recorded to increase or decrease the related asset and is depreciated in line with the asset. Increase in th
time value of money is recognised in the income statement as a financial expense. If abandonment cost through agreements with pa
a given amount, this then forms the basis for the recognised liability. Payments for decommissioning of oil and gas fields are included
cash flow statement, as the Group's judgement is that the nature of this expenditure is payment for an item of property, plant and equ

### 1.18 Revenue recognition

Revenue is recognised when the customer obtains control of the hydrocarbons, which is ordinarily at the point of delivery (lifting and sales) wh

See note 1.12 for a description of accounting for over/under-lifting of hydrocarbons in the statement of financial position.

Årsregnskap regnskapsåret 2023 for 987989297

In this report


1-52

53-71

72-154

| | |
|---|---|
| Consolidated Statements | 73 |
| Consolidated Statement of Comprehensive Income | 73 |
| Consolidated Statement of Financial Position | 74 |
| Consolidated Statement of Changes in Equity | 76 |
| Consolidated Statement of Cash Flows | 77 |
| Notes | 78 |
| Statutory Accounts | 122 |
| Income Statement | 122 |
| Balance Sheet | 123 |
| Cash Flow | 125 |
| Notes | 126 |
| Independent Auditor's Report | 137 |
| Statement of Compliance | 140 |
| Alternative Performance Measures | 141 |
| Supplementary oil and gas information (unaudited) | 142 |
| Appendices | 143 |
| Information about BlueNord | 155 |


## Contents for Consolidated Statements


| | |
|---|---|
| Consolidated Statement of Comprehensive Income | 73 |
| Consolidated Statement of Financial Position | 74 |
| Consolidated Statement of Changes in Equity | 76 |
| Consolidated Statement of Cash Flows | 77 |
| Note 1: Summary of material accounting policies | 78 |
| Note 2: Financial risk management | 84 |
| Note 3: Critical accounting estimates and judgements | 87 |
| Note 4: Revenue | 88 |
| Note 5: Production expenses | 89 |
| Note 6: Exploration and evaluation expenses | 90 |
| Note 7: Personnel expenses | 90 |
| Note 8: Other operating expenses | 91 |
| Note 9: Intangible assets | 91 |
| Note 10: Restatement of borrowing cost | 92 |
| Note 11: Property, Plant and Equipment | 95 |
| Note 12: Impairments | 96 |
| Note 13: Financial income and expenses | 97 |
| Note 14: Tax | 97 |
| Note 15: Earnings per share | 102 |
| Note 16: Non-current receivables, trade receivables and other current assets | 102 |
| Note 17: Inventories | 103 |
| Note 18: Restricted bank deposits, cash and cash equivalents | 103 |
| Note 19: Financial instruments | 104 |
| Note 20: Share capital | 110 |
| Note 21: Post-employment benefits | 112 |
| Note 22: Asset retirement obligations | 112 |
| Note 23: Borrowings | 114 |
| Note 24: Trade payables and other payables | 118 |
| Note 25: Guarantees | 119 |
| Note 26: Investments in jointly owned assets | 120 |
| Note 27: Contingencies and commitments | 120 |
| Note 28: Related party transactions | 121 |
| Note 29: Subsequent events | 121 |




## Notes continued

### > 1 Summary of material accounting policies continued

#### 1.19 Production expenses

Production expenses are expenses that are directly attached to production of hydrocarbons, e.g., expenses for operating and main
and installations. Expenses mainly consist of man-hours, insurance, processing costs, environmental fees, transport costs etc.

#### 1.20 Consolidated statement of cash flows

The consolidated statement of cash flows is prepared according to the indirect method. See note 1.11 for the definition of "Cash and c

Payments for decommissioning of oil and gas fields are included in investing activities, see note 1.17.

For payment of deferred consideration, the Group's judgement is that amounts that relates to obtaining control in a business combin
in investing activities.

### > 2 Financial risk management

#### 2.1 Financial risk factors

The Group's activities expose it to financial risks: market risk (including currency risk, price risk, interest rate risk), credit risk and liquidit
facilities and bond loans to finance its operations in connection with the day-to-day business, financial instruments, such as bank dep
payables, and other current liabilities that arise directly from its operations, are utilised.

**Market risk**

Market risk is the risk that the fair value of future cash flows of a financial instrument will fluctuate because of changes in the market p
three types of risk: foreign currency risk, price risk and interest rate risk. Financial instruments affected by market risk include loans a
receivables, trade payables, accrued liabilities and derivative financial instruments.

(a) Foreign currency risk

The Group is composed of businesses with various functional currencies including US dollars, euros, British pounds and Danish kroner
foreign exchange risk for series of payments in other currencies than the functional currency, mainly related to the ratio between Norwe
Danish kroner and US dollars, euros and US dollars and British pounds and US dollars. The Group's statement of financial position inclu
liabilities, which are recorded in other currencies than the Group's presentation currency. As such, the Group's equity is sensitive to char
See note 16 Non-current receivables, trade receivables and other current receivables, note 18 Restricted bank deposits, cash and cash
instruments, note 22 Asset retirement obligations, note 23 Borrowings, note 24 Trade payables and other payables, and note 27 Contin
decrease in the closing rate of Norwegian kroner, euros and Danish kroner with 10 percent compared to US dollars would have the follo
assets, financial liabilities and equity:

| USD million | NOK |
|---|---|
| Financial assets | 0 |
| Financial liabilities | 0 |
| Effect net result/equity | 0 |

The Company considers the currency risk relating to the different financial instruments as low, as the main financial items held in a cu
functional currency of the respective components is offset by positions in other components of the Group. With regards to trade rec
Company deems the risk to be immaterial.

Årsregnskap regnskapsåret 2023 for 987989297

In this report

1-52

53-71

72-154

Consolidated Statements 73
Consolidated Statement of Comprehensive Income 73
Consolidated Statement of Financial Position 74
Consolidated Statement of Changes in Equity 76
Consolidated Statement of Cash Flows 77
Notes 78
Statutory Accounts 122
Income Statement 122
Balance Sheet 123
Cash Flow 125
Notes 126
Independent Auditor's Report 137
Statement of Compliance 140
Alternative Performance Measures 141
Supplementary oil and gas information (unaudited) 142
Appendices 143
Information about BlueNord 155

## Contents for Consolidated Statements

Consolidated Statement of Comprehensive Income 73
Consolidated Statement of Financial Position 74
Consolidated Statement of Changes in Equity 76
Consolidated Statement of Cash Flows 77
Note 1: Summary of material accounting policies 78
Note 2: Financial risk management 84
Note 3: Critical accounting estimates and judgements 87
Note 4: Revenue 88
Note 5: Production expenses 89
Note 6: Exploration and evaluation expenses 90
Note 7: Personnel expenses 90
Note 8: Other operating expenses 91
Note 9: Intangible assets 91
Note 10: Restatement of borrowing cost 92
Note 11: Property, Plant and Equipment 95
Note 12: Impairments 96
Note 13: Financial income and expenses 97
Note 14: Tax 97
Note 15: Earnings per share 102
Note 16: Non-current receivables, trade receivables and other current assets 102
Note 17: Inventories 103
Note 18: Restricted bank deposits, cash and cash equivalents 103
Note 19: Financial instruments 104
Note 20: Share capital 110
Note 21: Post-employment benefits 112
Note 22: Asset retirement obligations 112
Note 23: Borrowings 114
Note 24: Trade payables and other payables 118
Note 25: Guarantees 119
Note 26: Investments in jointly owned assets 120
Note 27: Contingencies and commitments 120
Note 28: Related party transactions 121
Note 29: Subsequent events 121



## Notes continued

### > 2 Financial risk management continued

(b) Price risk

BlueNord produces and sells hydrocarbons in Denmark and is, as a result, exposed to changes in commodity prices. The Group ha hedging programme in place that mitigates the risk of near-term price movements. As of 31 December 2023, BlueNord had commo fair value. A change in the value directly affects the Company's OCI and recorded equity, and hence the Group is exposed to the fair financial instruments. Assuming an increase in the commodity price on 31 December 2023 of 10 percent and assuming this change whole curve, the effect on the value of commodity derivatives would have the following impact:

| USD million | Equity |
|---|---|
| Net book value 31.12.23 | 9 |
| Commodity price +10% | (22) |
| Commodity price -10% | 22 |

The effect on equity shown in the table would be equal to the change in value of the commodity derivatives after tax. The change in v over time will be offset by the realised value of the contract when the hedge instrument matures, therefore the underlying value to Blu is not impacted by changes in the derivative value at any point in time.

(c) Interest rate risk

The Group has loans with fixed and floating interest rates. Loans with fixed interest rate expose the Group to risk (premium/discount the market interest rate. At year-end, the Group has a total of USD 1.2 billion (2022: USD 1.1 billion) in interest-bearing debt carrying a was USD 1.3 billion. The Group's RBL facility has a floating interest rate comprising the aggregate of SOFR and 4.0 percent per annu debt (NOR 13 and NOR 14) have a fixed interest rate exposure. The RBL facility is linked to the SOFR rate as set at the time of redeter percent in the SOFR rate would result in USD 9.0 million of interest charges to BlueNord per annum, however the Company has hed 30 June 2024 at a rate of 0.40 percent to cover any increase in SOFR rate. For further information about the Group's interest-bearing

All bank deposits (USD 380.7 million) are at floating interest rates. See note 18 Restricted cash, bank deposits, cash and cash equiva about bank deposits. The Group considers the risk exposure to changes in market interest to be at an acceptable level.

**Liquidity risk**

The Group has certain financial commitments arising from its operations and other agreements entered into which are expected to proceeds from external financing and cash flow from operations. The Group monitors its liquidity situation continuously to ensure it v obligations as they fall due. As of 31 December 2023, USD 125.0 million of the reserve-based lending facility is to be paid within the n

**Credit risk**

The Group's most significant credit risk arises principally from recognised receivables related to the Group's operation. The credit risk oil, gas and Natural gas liquids ('NGL's') is considered limited, as sales are to major oil companies with considerable financial resources derivatives are large international banks and insurance companies whose credit risk is considered low.

Årsregnskap regnskapsåret 2023 for 987989297

In this report

1-52

53-71

72-154


| | |
|---|---|
| Consolidated Statements | 73 |
| Consolidated Statement of Comprehensive Income | 73 |
| Consolidated Statement of Financial Position | 74 |
| Consolidated Statement of Changes in Equity | 76 |
| Consolidated Statement of Cash Flows | 77 |
| Notes | 78 |
| Statutory Accounts | 122 |
| Income Statement | 122 |
| Balance Sheet | 123 |
| Cash Flow | 125 |
| Notes | 126 |
| Independent Auditor's Report | 137 |
| Statement of Compliance | 140 |
| Alternative Performance Measures | 141 |
| Supplementary oil and gas information (unaudited) | 142 |
| Appendices | 143 |
| Information about BlueNord | 155 |


## Contents for Consolidated Statements


| | |
|---|---|
| Consolidated Statement of Comprehensive Income | 73 |
| Consolidated Statement of Financial Position | 74 |
| Consolidated Statement of Changes in Equity | 76 |
| Consolidated Statement of Cash Flows | 77 |
| Note 1: Summary of material accounting policies | 78 |
| Note 2: Financial risk management | 84 |
| Note 3: Critical accounting estimates and judgements | 87 |
| Note 4: Revenue | 88 |
| Note 5: Production expenses | 89 |
| Note 6: Exploration and evaluation expenses | 90 |
| Note 7: Personnel expenses | 90 |
| Note 8: Other operating expenses | 91 |
| Note 9: Intangible assets | 91 |
| Note 10: Restatement of borrowing cost | 92 |
| Note 11: Property, Plant and Equipment | 95 |
| Note 12: Impairments | 96 |
| Note 13: Financial income and expenses | 97 |
| Note 14: Tax | 97 |
| Note 15: Earnings per share | 102 |
| Note 16: Non-current receivables, trade receivables and other current assets | 102 |
| Note 17: Inventories | 103 |
| Note 18: Restricted bank deposits, cash and cash equivalents | 103 |
| Note 19: Financial instruments | 104 |
| Note 20: Share capital | 110 |
| Note 21: Post-employment benefits | 112 |
| Note 22: Asset retirement obligations | 112 |
| Note 23: Borrowings | 114 |
| Note 24: Trade payables and other payables | 118 |
| Note 25: Guarantees | 119 |
| Note 26: Investments in jointly owned assets | 120 |
| Note 27: Contingencies and commitments | 120 |
| Note 28: Related party transactions | 121 |
| Note 29: Subsequent events | 121 |




## Notes continued

### > 2 Financial risk management continued

### 2.2 Management of capital

The Group's objectives when managing capital is to safeguard the Group's ability to continue as a going concern in order to provide
benefits for other stakeholders and to maintain an acceptable capital structure to reduce the cost of capital.

The Group monitors the debt with the basis of cash flows, equity ratio and the gearing ratio. The Group's debt restricts the payment
after the completion of the Tyra redevelopment project: subsequent to this date, NOR14 limits dividend payments to 50 percent of th
for the previous year. See further information regarding borrowings and covenants in note 23.

### 2.3 Fair value estimation

The Group has certain financial instruments carried at fair value. The different fair value hierarchy levels have been defined as follow

Level 1: Quoted prices (unadjusted) in active markets for identical assets and liabilities.

The fair value of financial instruments traded in active markets is based on quoted market prices at the statement of financial position date
if quoted prices are readily and regularly available from an exchange, dealer, broker, industry group, pricing service, or regulatory agency,
actual and regularly occurring market transactions on an arm's length basis. The quoted market price used for financial assets held by the

Level 2: Inputs other than quoted prices included within Level 1 that are observable for the assets or liability, either directly or indirectl

The fair value of financial instruments that are not traded in an active market (for example, over-the-counter derivatives) is determined
These valuation techniques maximise the use of observable market data where it is available and rely as little as possible on entity spe
inputs required to fair value an instrument are observable, the instrument is included in Level 2. If one or more of the significant inputs is
market data, the instrument is included in Level 3. Specified valuation techniques used to value financial instruments include:

- Quoted market prices or dealer quotes for similar instruments.
- The fair value of interest rate swaps is calculated as the present value of the estimated future cash flows based on observable yie
- The fair value of forward foreign exchange contracts is determined using forward exchange rates at the statement of financial po
  value discounted back to present value.

Level 3: Inputs for other assets or liabilities that are not based on observable market data.

In Level 3, there is one financial instrument, the embedded derivatives in the convertible bond.

The fair value of the embedded derivatives is calculated based on the Black-Scholes-Merton valuation model. A change in the share
have the following impact on the embedded derivates, net result and equity:

| Share price | (%) |
|---|---|
| Embedded derivatives | US$ million |
| Effect Net result/Equity | US$ million |

The embedded derivatives are in jurisdictions where there are tax loss carried forward where no deferred tax assets are recognised
that there is no tax effect of the changes in fair value. See note 19 for fair value hierarchy and further information.

Arsregnskap/regnskapsåret 2023 for 987989297

## In this report


**1-52**

**53-71**

**72-154**

| | |
|---|---|
| Consolidated Statements | 73 |
| Consolidated Statement of Comprehensive Income | 73 |
| Consolidated Statement of Financial Position | 74 |
| Consolidated Statement of Changes in Equity | 76 |
| Consolidated Statement of Cash Flows | 77 |
| Notes | 78 |
| Statutory Accounts | 122 |
| Income Statement | 122 |
| Balance Sheet | 123 |
| Cash Flow | 125 |
| Notes | 126 |
| Independent Auditor's Report | 137 |
| Statement of Compliance | 140 |
| Alternative Performance Measures | 141 |
| Supplementary oil and gas information (unaudited) | 142 |
| Appendices | 143 |
| Information about BlueNord | 155 |


## Contents for Consolidated Statements


| | |
|---|---|
| Consolidated Statement of Comprehensive Income | 73 |
| Consolidated Statement of Financial Position | 74 |
| Consolidated Statement of Changes in Equity | 76 |
| Consolidated Statement of Cash Flows | 77 |
| Note 1: Summary of material accounting policies | 78 |
| Note 2: Financial risk management | 84 |
| Note 3: Critical accounting estimates and judgements | 87 |
| Note 4: Revenue | 88 |
| Note 5: Production expenses | 89 |
| Note 6: Exploration and evaluation expenses | 90 |
| Note 7: Personnel expenses | 90 |
| Note 8: Other operating expenses | 91 |
| Note 9: Intangible assets | 91 |
| Note 10: Restatement of borrowing cost | 92 |
| Note 11: Property, Plant and Equipment | 95 |
| Note 12: Impairments | 96 |
| Note 13: Financial income and expenses | 97 |
| Note 14: Tax | 97 |
| Note 15: Earnings per share | 102 |
| Note 16: Non-current receivables, trade receivables and other current assets | 102 |
| Note 17: Inventories | 103 |
| Note 18: Restricted bank deposits, cash and cash equivalents | 103 |
| Note 19: Financial instruments | 104 |
| Note 20: Share capital | 110 |
| Note 21: Post-employment benefits | 112 |
| Note 22: Asset retirement obligations | 112 |
| Note 23: Borrowings | 114 |
| Note 24: Trade payables and other payables | 118 |
| Note 25: Guarantees | 119 |
| Note 26: Investments in jointly owned assets | 120 |
| Note 27: Contingencies and commitments | 120 |
| Note 28: Related party transactions | 121 |
| Note 29: Subsequent events | 121 |




## Notes continued

### > 3 Critical accounting estimates and judgements

### 3.1 Critical judgements in applying the entity's accounting policies

#### a) Accounting for convertible bond loan

The Group has issued bonds with conversion rights and other embedded derivatives (but the conversion feature is the main elemer been determined to constitute an embedded derivative and has been separated from the loan contract. The loan element has been At initial recognition, the loan was measured as the residual amount of the proceeds from the bond issue, less issue costs, less the c conversion feature.

The convertible bond is either a financial liability (including certain embedded derivative features which may require separation) or a (i.e., such a liability plus an equity conversion option). The Group has assessed that the holder's conversion option does not involve r shares by giving up a fixed stated principal amount of bond, hence the Group has assessed this instrument is not a compound instru Further multiple embedded derivatives have been identified in the host contract that have been assessed to not be readily separabl other, and as such are treated as a single compound embedded derivative. The fair value measurement of the conversion feature usir valuation model requires significant judgement when selecting and applying the required assumptions.

### 3.2 Critical accounting estimates and assumptions

Estimates and judgements are continually evaluated and are based on historical experience and other factors, including expectations c believed to be reasonable under the circumstances.

The estimates and assumptions that have a significant risk of causing a material adjustment to the carrying amounts of assets and li financial year are addressed below.

#### a) Estimated value of financial assets and financial liabilities

The embedded derivatives in the convertible bond have been recognised separately at FVTPL. The value of this embedded derivat the Black-Scholes-Merton valuation model using assumptions for share price, volatility of share price, and other inputs which are su

For more details, see note 2.3 and 19 Financial Instruments.

#### b) Income tax

All figures reported in the statement of comprehensive income and the statement of financial position are based on the Group's tax are based on management's best assessment and interpretation of tax rules in place guided by industry tax practitioners. If it is expe position may be challenged by the tax authorities due to uncertainty in law interpretation, a provision is made to account for such unc be of a different opinion than the Company. See also note 14.

#### c) Asset retirement obligation

Production of oil and gas is subject to statutory requirements relating to decommissioning and removal obligation once production h cover these future decommissioning and removal expenditures must be recognised at the time the statutory requirement arises. Th sometime in the future, and there is significant uncertainty attached to the scale and complexity of the decommissioning and remov costs (estimated based on current costs inflated) are based on known decommissioning and removal technology, expected future p future decommissioning and removal date, discounted to net present value using a risk-free rate adjusted for credit margin. Change factors could result in changes in the decommissioning and removal liabilities. See note 22 Asset retirement obligations for further d and removal obligations.

Årsregnskap regnskapsåret 2023 for 987989297

In this report

1-52

53-71

72-154

Consolidated Statements 73
Consolidated Statement of Comprehensive Income 73
Consolidated Statement of Financial Position 74
Consolidated Statement of Changes in Equity 76
Consolidated Statement of Cash Flows 77
Notes 78
Statutory Accounts 122
Income Statement 122
Balance Sheet 123
Cash Flow 125
Notes 126
Independent Auditor's Report 137
Statement of Compliance 140
Alternative Performance Measures 141
Supplementary oil and gas information (unaudited) 142
Appendices 143
Information about BlueNord 155

## Contents for Consolidated Statements

Consolidated Statement of Comprehensive Income 73
Consolidated Statement of Financial Position 74
Consolidated Statement of Changes in Equity 76
Consolidated Statement of Cash Flows 77
Note 1: Summary of material accounting policies 78
Note 2: Financial risk management 84
Note 3: Critical accounting estimates and judgements 87
Note 4: Revenue 88
Note 5: Production expenses 89
Note 6: Exploration and evaluation expenses 90
Note 7: Personnel expenses 90
Note 8: Other operating expenses 91
Note 9: Intangible assets 91
Note 10: Restatement of borrowing cost 92
Note 11: Property, Plant and Equipment 95
Note 12: Impairments 96
Note 13: Financial income and expenses 97
Note 14: Tax 97
Note 15: Earnings per share 102
Note 16: Non-current receivables, trade receivables and other current assets 102
Note 17: Inventories 103
Note 18: Restricted bank deposits, cash and cash equivalents 103
Note 19: Financial instruments 104
Note 20: Share capital 110
Note 21: Post-employment benefits 112
Note 22: Asset retirement obligations 112
Note 23: Borrowings 114
Note 24: Trade payables and other payables 118
Note 25: Guarantees 119
Note 26: Investments in jointly owned assets 120
Note 27: Contingencies and commitments 120
Note 28: Related party transactions 121
Note 29: Subsequent events 121



## Notes continued

### > 3 Critical accounting estimates and judgements continued

**d) Depreciation and impairment of fixed assets**

The Group has at 31 December 2023 not identified any impairment indicators. To substantiate that the additions to the carrying amo
capitalisation of interest (see note 10 Reclassification of borrowing cost) did not give rise to impairment, the Group has relied on its m
at an estimate of the headroom of the CGU. If the market capitalisation should decrease materially compared to the carrying amour
an impairment indicator and an impairment test in such a scenario could give rise to impairment of the CGU.

If the Group should have to estimate the recoverable amount based on estimated future cash flows, it would have to make significan
to significant estimation uncertainty. Estimation of future cash flows require long-term assumptions concerning a number of often vo
including future oil and gas prices, production, commercially depletable reserves, levels of capex and opex, currency exchange rate

Unit of Production depreciations are amended on a prospective basis following regular reserves estimation updates performed by t

See also note 1.7 Impairment of non-financial assets and note 12 Impairments related to impairment reviews and note 11 Property, pla
depreciation charges.

### > 4 Revenue

| USD million | |
|---|---|
| Sale of oil | |
| Sale of gas and NGL | |
| Other income | |
| **Total Revenue** | |
| Oil – lifted volumes (mmbbl) | |
| **Effective oil price USD/bbl** | |
| Gas – lifted volumes (mmboe) | |
| Effective gas price EUR/MWh | |
| **Effective gas price USD/boe** | |

In 2023, sale of oil amounted to USD 485.6 million and sale of gas amounted to USD 306.0 million, realised prices were USD 67.8 pe
boe gas lifted during the year, adjusted for settlement of price hedges in place with financial institutions.

During 2023, BlueNord recognised the settlement of price hedges that were put in place with financial institutions in the market as re
hedges match the physical sale of oil and gas. Price hedges in excess of actual liftings are treated as financial income or expenses b
accounting treatment for these instruments during the period. For the year 2023, only a minor part of the price hedges exceeded the
recognised as financial cost.

Årsregnskap regnskapsåret 2023 for 987989297

## In this report


**1-52**

**53-71**

**72-154**

| | |
|---|---|
| Consolidated Statements | 73 |
| Consolidated Statement of Comprehensive Income | 73 |
| Consolidated Statement of Financial Position | 74 |
| Consolidated Statement of Changes in Equity | 76 |
| Consolidated Statement of Cash Flows | 77 |
| Notes | 78 |
| Statutory Accounts | 122 |
| Income Statement | 122 |
| Balance Sheet | 123 |
| Cash Flow | 125 |
| Notes | 126 |
| Independent Auditor's Report | 137 |
| Statement of Compliance | 140 |
| Alternative Performance Measures | 141 |
| Supplementary oil and gas information (unaudited) | 142 |
| Appendices | 143 |
| Information about BlueNord | 155 |


## Contents for Consolidated Statements


| | |
|---|---|
| Consolidated Statement of Comprehensive Income | 73 |
| Consolidated Statement of Financial Position | 74 |
| Consolidated Statement of Changes in Equity | 76 |
| Consolidated Statement of Cash Flows | 77 |
| Note 1: Summary of material accounting policies | 78 |
| Note 2: Financial risk management | 84 |
| Note 3: Critical accounting estimates and judgements | 87 |
| Note 4: Revenue | 88 |
| Note 5: Production expenses | 89 |
| Note 6: Exploration and evaluation expenses | 90 |
| Note 7: Personnel expenses | 90 |
| Note 8: Other operating expenses | 91 |
| Note 9: Intangible assets | 91 |
| Note 10: Restatement of borrowing cost | 92 |
| Note 11: Property, Plant and Equipment | 95 |
| Note 12: Impairments | 96 |
| Note 13: Financial income and expenses | 97 |
| Note 14: Tax | 97 |
| Note 15: Earnings per share | 102 |
| Note 16: Non-current receivables, trade receivables and other current assets | 102 |
| Note 17: Inventories | 103 |
| Note 18: Restricted bank deposits, cash and cash equivalents | 103 |
| Note 19: Financial instruments | 104 |
| Note 20: Share capital | 110 |
| Note 21: Post-employment benefits | 112 |
| Note 22: Asset retirement obligations | 112 |
| Note 23: Borrowings | 114 |
| Note 24: Trade payables and other payables | 118 |
| Note 25: Guarantees | 119 |
| Note 26: Investments in jointly owned assets | 120 |
| Note 27: Contingencies and commitments | 120 |
| Note 28: Related party transactions | 121 |
| Note 29: Subsequent events | 121 |


## Notes continued

### > 4 Revenue continued

| Revenue per customer |
|---|
| Shell Trading International |
| Ørsted Salg & Service AS |
| Natixis[1] |
| Shell Energy Europe Limited |
| BNP Paribas[1] |
| Macquarie Bank Europe[1] |
| Crossbidge Energy A/S |
| Lloyds Bank Corporate Markets PLC[1] |
| SEB Skandinaviska Enskilda Banken AB[1] |
| CommonwealthBank[1] |
| **Total Revenue** |

(1) Settlement of commodity hedges in place with financial institutions.

### > 5 Production expenses

| USD million |
|---|
| Direct field opex |
| Tariff and transportation expenses |
| Production general and administrative |
| **Field operating cost** |
| Total produced volumes (mmboe) |
| In USD/boe |
| **Adjustments for:** |
| Concept studies |
| Change in inventory position |
| Over/under-lift of oil and NGL |
| Insurance and other |
| Stock scrap |
| **Production expenses** |

Production expenses for the year directly attributable to the lifting and transportation to market of BlueNord's oil and gas production which equates to USD 32.5 per boe produced during 2023 (2022: USD 31.6 per boe produced). Actual production expenses in 202 expectation. To maintain high base production, activity on workovers and well work continued in 2023.

In this report


1-52

53-71

72-154

Consolidated Statements 73
- Consolidated Statement of Comprehensive Income 73
- Consolidated Statement of Financial Position 74
- Consolidated Statement of Changes in Equity 76
- Consolidated Statement of Cash Flows 77
- Notes 78

Statutory Accounts 122
- Income Statement 122
- Balance Sheet 123
- Cash Flow 125
- Notes 126

Independent Auditor's Report 137

Statement of Compliance 140

Alternative Performance Measures 141

Supplementary oil and gas information (unaudited) 142

Appendices 143

Information about BlueNord 155


## Contents for Consolidated Statements


| | |
|---|---|
| Consolidated Statement of Comprehensive Income | 73 |
| Consolidated Statement of Financial Position | 74 |
| Consolidated Statement of Changes in Equity | 76 |
| Consolidated Statement of Cash Flows | 77 |
| Note 1: Summary of material accounting policies | 78 |
| Note 2: Financial risk management | 84 |
| Note 3: Critical accounting estimates and judgements | 87 |
| Note 4: Revenue | 88 |
| Note 5: Production expenses | 89 |
| Note 6: Exploration and evaluation expenses | 90 |
| Note 7: Personnel expenses | 90 |
| Note 8: Other operating expenses | 91 |
| Note 9: Intangible assets | 91 |
| Note 10: Restatement of borrowing cost | 92 |
| Note 11: Property, Plant and Equipment | 95 |
| Note 12: Impairments | 96 |
| Note 13: Financial income and expenses | 97 |
| Note 14: Tax | 97 |
| Note 15: Earnings per share | 102 |
| Note 16: Non-current receivables, trade receivables and other current assets | 102 |
| Note 17: Inventories | 103 |
| Note 18: Restricted bank deposits, cash and cash equivalents | 103 |
| Note 19: Financial instruments | 104 |
| Note 20: Share capital | 110 |
| Note 21: Post-employment benefits | 112 |
| Note 22: Asset retirement obligations | 112 |
| Note 23: Borrowings | 114 |
| Note 24: Trade payables and other payables | 118 |
| Note 25: Guarantees | 119 |
| Note 26: Investments in jointly owned assets | 120 |
| Note 27: Contingencies and commitments | 120 |
| Note 28: Related party transactions | 121 |
| Note 29: Subsequent events | 121 |


## Notes continued

### > 6 Exploration and evaluation expenses

| USD million | |
|---|---|
| Other exploration and evaluation expenses | |
| **Total exploration and evaluation expenses** | |

### > 7 Personnel expenses

| USD million | Note |
|---|---|
| Salaries | |
| Social security tax | |
| Pension costs | 21 |
| Costs relating to share-based payments | |
| Other personnel expenses | |
| **Total personnel expenses** | |
| **Average number of employees** | |

**Long-term Performance Share Programme**

In 2022, an annual Long-term Performance Share Programme was implemented with effect from 1 January 2022, replacing the Sha BlueNord's LTI plan for executives and employees. The programme applies to all permanent employees. More details of the Long-t programme see the Executive remuneration report for 2023.

**Key management personnel compensation**

Key management personnel compensation comprises the following:

| USD 1 000 | |
|---|---|
| Short-term employee benefits | |
| Post-employment benefits | |
| Share-based payments | |
| Total remuneration to key management | |

Please see the Executive Remuneration Report 2023 for compensation to key management and Board of Directors in the period 20

In this report


1-52

53-71

72-154

Consolidated Statements 73
Consolidated Statement of Comprehensive Income 73
Consolidated Statement of Financial Position 74
Consolidated Statement of Changes in Equity 76
Consolidated Statement of Cash Flows 77
Notes 78
Statutory Accounts 122
Income Statement 122
Balance Sheet 123
Cash Flow 125
Notes 126
Independent Auditor's Report 137
Statement of Compliance 140
Alternative Performance Measures 141
Supplementary oil and gas information (unaudited) 142
Appendices 143
Information about BlueNord 155


## Contents for Consolidated Statements


Consolidated Statement of Comprehensive Income 73
Consolidated Statement of Financial Position 74
Consolidated Statement of Changes in Equity 76
Consolidated Statement of Cash Flows 77
Note 1: Summary of material accounting policies 78
Note 2: Financial risk management 84
Note 3: Critical accounting estimates and judgements 87
Note 4: Revenue 88
Note 5: Production expenses 89
Note 6: Exploration and evaluation expenses 90
Note 7: Personnel expenses 90
Note 8: Other operating expenses 91
Note 9: Intangible assets 91
Note 10: Restatement of borrowing cost 92
Note 11: Property, Plant and Equipment 95
Note 12: Impairments 96
Note 13: Financial income and expenses 97
Note 14: Tax 97
Note 15: Earnings per share 102
Note 16: Non-current receivables, trade receivables and other current assets 102
Note 17: Inventories 103
Note 18: Restricted bank deposits, cash and cash equivalents 103
Note 19: Financial instruments 104
Note 20: Share capital 110
Note 21: Post-employment benefits 112
Note 22: Asset retirement obligations 112
Note 23: Borrowings 114
Note 24: Trade payables and other payables 118
Note 25: Guarantees 119
Note 26: Investments in jointly owned assets 120
Note 27: Contingencies and commitments 120
Note 28: Related party transactions 121
Note 29: Subsequent events 121


## Notes continued

### > 8 Other operating expenses

| USD million | |
|---|---|
| Consultant fees | |
| Other operating expenses | |
| **Total other operating expenses** | |

| USD 1000, excl. VAT | |
|---|---|
| Auditor's fees | |
| Other assurance service | |
| Other service | |
| **Total audit fees** | |

### > 9 Intangible assets

**Intangible assets at 31 December 2023**

| USD million | Capitalised exploration expenditures | Conceptual studies |
|---|---|---|
| **Book value 31.12.22** | **1.8** | **1.9** |
| **Acquisition costs 31.12.22** | **1.8** | **1.9** |
| Additions | **0.1** | **–** |
| Reclassified to operating expenses | **–** | **(1.9)** |
| **Acquisition costs 31.12.23** | **1.9** | **–** |
| **Accumulated depreciation, amortisation and write-downs 31.12.22** | **–** | **–** |
| Depreciation/amortisation | **–** | **–** |
| **Accumulated depreciation, amortisation and write-downs 31.12.23** | **–** | **–** |
| **Book value 31.12.23** | **1.9** | **–** |

**Intangible assets at 31 December 2022**

| USD million | Capitalised exploration expenditures | Conceptual studies |
|---|---|---|
| **Book value 31.12.21** | 1.4 | – |
| **Acquisition costs 31.12.21** | 1.4 | – |
| Additions | 0.5 | 1.9 |
| **Acquisition costs 31.12.22** | 1.8 | 1.9 |
| **Accumulated depreciation and write-downs 31.12.21** | – | – |
| Depreciation/amortisation | – | – |
| **Accumulated depreciation and write-downs 31.12.22** | – | – |
| **Book value 31.12.22** | 1.8 | 1.9 |



Årsregnskap regnskapsåret 2023 for 987989297

## In this report


**1-52**

**53-71**

**72-154**

| | |
|---|---|
| Consolidated Statements | 73 |
| Consolidated Statement of Comprehensive Income | 73 |
| Consolidated Statement of Financial Position | 74 |
| Consolidated Statement of Changes in Equity | 76 |
| Consolidated Statement of Cash Flows | 77 |
| Notes | 78 |
| Statutory Accounts | 122 |
| Income Statement | 122 |
| Balance Sheet | 123 |
| Cash Flow | 125 |
| Notes | 126 |
| Independent Auditor's Report | 137 |
| Statement of Compliance | 140 |
| Alternative Performance Measures | 141 |
| Supplementary oil and gas information (unaudited) | 142 |
| Appendices | 143 |
| Information about BlueNord | 155 |


## Contents for Consolidated Statements


| | |
|---|---|
| Consolidated Statement of Comprehensive Income | 73 |
| Consolidated Statement of Financial Position | 74 |
| Consolidated Statement of Changes in Equity | 76 |
| Consolidated Statement of Cash Flows | 77 |
| Note 1: Summary of material accounting policies | 78 |
| Note 2: Financial risk management | 84 |
| Note 3: Critical accounting estimates and judgements | 87 |
| Note 4: Revenue | 88 |
| Note 5: Production expenses | 89 |
| Note 6: Exploration and evaluation expenses | 90 |
| Note 7: Personnel expenses | 90 |
| Note 8: Other operating expenses | 91 |
| Note 9: Intangible assets | 91 |
| Note 10: Restatement of borrowing cost | 92 |
| Note 11: Property, Plant and Equipment | 95 |
| Note 12: Impairments | 96 |
| Note 13: Financial income and expenses | 97 |
| Note 14: Tax | 97 |
| Note 15: Earnings per share | 102 |
| Note 16: Non-current receivables, trade receivables and other current assets | 102 |
| Note 17: Inventories | 103 |
| Note 18: Restricted bank deposits, cash and cash equivalents | 103 |
| Note 19: Financial instruments | 104 |
| Note 20: Share capital | 110 |
| Note 21: Post-employment benefits | 112 |
| Note 22: Asset retirement obligations | 112 |
| Note 23: Borrowings | 114 |
| Note 24: Trade payables and other payables | 118 |
| Note 25: Guarantees | 119 |
| Note 26: Investments in jointly owned assets | 120 |
| Note 27: Contingencies and commitments | 120 |
| Note 28: Related party transactions | 121 |
| Note 29: Subsequent events | 121 |




## Notes continued

### > 10 Restatement of borrowing cost

In preparing the financial statements for 2023, the Group discovered that it had not capitalised borrowing costs on qualifying assets This relates to the Tyra redevelopment project. The project had started already when the Group acquired Shell's Danish upstream A has not borrowed funds specifically for the purpose of the development project. The Group did not identify that it should have capita on its general borrowings.

The Group identifies qualifying assets as those that takes over 12 months to get ready for its intended use. For the periods presented redevelopment project. The Group calculates a weighted average interest rate per year based on outstanding borrowings (the bond the effective interest rates in these calculations. The interest rates used for capitalisation have been:

| 2019 | 2020 | 2021 | 2022 | **2023** |
|---|---|---|---|---|
| 7.4% | 8.6% | 8.1% | 8.5% | **8.4%** |

The average carrying amount of assets under construction each year have been multiplied by these interest rates to arrive at the bo capitalised. The amount of borrowing costs eligible for capitalisation has been calculated as the actual interest expense before capi and gains on extinguishment of bond loans. Tyra II started production 21 March 2024 hence the qualifying assets were ready for its i consequently it is not expected any capitalisation of borrowing costs going forward.

Based on this, the Group has calculated the amounts of borrowing costs to be capitalised each year in USD million:

| 2019 | 2020 | 2021 | 2022 | **2023** |
|---|---|---|---|---|
| 12.4 | 40.2 | 58.5 | 60.3 | **78.0** |

The capitalised amounts have increased the carrying amounts of the Group's assets.

The errors have been corrected by restating each of the affected financial statement line items for prior periods. The following tables the Group's consolidated financial statement.

## In this report


**1-52**

**53-71**

**72-154**

| | |
|---|---|
| Consolidated Statements | 73 |
| Consolidated Statement of Comprehensive Income | 73 |
| Consolidated Statement of Financial Position | 74 |
| Consolidated Statement of Changes in Equity | 76 |
| Consolidated Statement of Cash Flows | 77 |
| Notes | 78 |
| Statutory Accounts | 122 |
| Income Statement | 122 |
| Balance Sheet | 123 |
| Cash Flow | 125 |
| Notes | 126 |
| Independent Auditor's Report | 137 |
| Statement of Compliance | 140 |
| Alternative Performance Measures | 141 |
| Supplementary oil and gas information (unaudited) | 142 |
| Appendices | 143 |
| Information about BlueNord | 155 |


## Contents for Consolidated Statements


| | |
|---|---|
| Consolidated Statement of Comprehensive Income | 73 |
| Consolidated Statement of Financial Position | 74 |
| Consolidated Statement of Changes in Equity | 76 |
| Consolidated Statement of Cash Flows | 77 |
| Note 1: Summary of material accounting policies | 78 |
| Note 2: Financial risk management | 84 |
| Note 3: Critical accounting estimates and judgements | 87 |
| Note 4: Revenue | 88 |
| Note 5: Production expenses | 89 |
| Note 6: Exploration and evaluation expenses | 90 |
| Note 7: Personnel expenses | 90 |
| Note 8: Other operating expenses | 91 |
| Note 9: Intangible assets | 91 |
| Note 10: Restatement of borrowing cost | 92 |
| Note 11: Property, Plant and Equipment | 95 |
| Note 12: Impairments | 96 |
| Note 13: Financial income and expenses | 97 |
| Note 14: Tax | 97 |
| Note 15: Earnings per share | 102 |
| Note 16: Non-current receivables, trade receivables and other current assets | 102 |
| Note 17: Inventories | 103 |
| Note 18: Restricted bank deposits, cash and cash equivalents | 103 |
| Note 19: Financial instruments | 104 |
| Note 20: Share capital | 110 |
| Note 21: Post-employment benefits | 112 |
| Note 22: Asset retirement obligations | 112 |
| Note 23: Borrowings | 114 |
| Note 24: Trade payables and other payables | 118 |
| Note 25: Guarantees | 119 |
| Note 26: Investments in jointly owned assets | 120 |
| Note 27: Contingencies and commitments | 120 |
| Note 28: Related party transactions | 121 |
| Note 29: Subsequent events | 121 |


## Notes continued

### > 10 Restatement of borrowing cost continued

Consolidated Statement of Comprehensive Income:

| USD million | Note | 2022 |
|---|---|---|
| **Operating result before depreciation, amortisation and impairment ('EBITDA')** | | 611.2 |
| Depreciation/amortisation/impairment | 11 | (133.5) |
| **Net operating result ('EBIT')** | | 477.7 |
| Financial income | 13 | 61.3 |
| Financial expenses | 13 | (290.3) |
| **Net financial items** | | (229.0) |
| **Result before tax ('EBT')** | | 248.7 |
| Income tax benefit/(expense) | 14 | (279.2) |
| **Net result for the year**[1] | | (30.5) |
| Basic earnings/loss USD per share | 15 | (1.2) |
| Diluted earnings/loss USD per share | 15 | (1.2) |

(1) 100 percent attributable to equity holders of the parent company

Consolidated Statement of Financial position:

| Year ended 31.12.2022<br>USD million | Note | As previously reported |
|---|---|---|
| **Non-current assets** | | |
| Intangible assets | 9 | 160.4 |
| Deferred tax assets | 14 | 348.8 |
| Property, plant and equipment | 11 | 1,911.9 |
| Right of Use asset | | 0.9 |
| Restricted bank deposits | 18, 19 | 203.7 |
| Receivables non-current | 16 | 0.8 |
| Derivative instruments | 19 | 33.7 |
| **Total non-current assets** | | 2,660.1 |
| **Total current assets** | | 583.9 |
| **Total assets** | | 3,244.0 |
| **Equity** | | |
| Share capital | 20 | 1.7 |
| Other equity | | 600.8 |
| **Total equity** | | 602.5 |
| **Total liabilities** | | 2,641.5 |
| **Total equity and liabilities** | | 3,244.0 |



Årsregnskap regnskapsåret 2023 for 987989297

## In this report


**1-52**

**53-71**

**72-154**

| | |
|---|---|
| Consolidated Statements | 73 |
| Consolidated Statement of Comprehensive Income | 73 |
| Consolidated Statement of Financial Position | 74 |
| Consolidated Statement of Changes in Equity | 76 |
| Consolidated Statement of Cash Flows | 77 |
| Notes | 78 |
| Statutory Accounts | 122 |
| Income Statement | 122 |
| Balance Sheet | 123 |
| Cash Flow | 125 |
| Notes | 126 |
| Independent Auditor's Report | 137 |
| Statement of Compliance | 140 |
| Alternative Performance Measures | 141 |
| Supplementary oil and gas information (unaudited) | 142 |
| Appendices | 143 |
| Information about BlueNord | 155 |


## Contents for Consolidated Statements


| | |
|---|---|
| Consolidated Statement of Comprehensive Income | 73 |
| Consolidated Statement of Financial Position | 74 |
| Consolidated Statement of Changes in Equity | 76 |
| Consolidated Statement of Cash Flows | 77 |
| Note 1: Summary of material accounting policies | 78 |
| Note 2: Financial risk management | 84 |
| Note 3: Critical accounting estimates and judgements | 87 |
| Note 4: Revenue | 88 |
| Note 5: Production expenses | 89 |
| Note 6: Exploration and evaluation expenses | 90 |
| Note 7: Personnel expenses | 90 |
| Note 8: Other operating expenses | 91 |
| Note 9: Intangible assets | 91 |
| Note 10: Restatement of borrowing cost | 92 |
| Note 11: Property, Plant and Equipment | 95 |
| Note 12: Impairments | 96 |
| Note 13: Financial income and expenses | 97 |
| Note 14: Tax | 97 |
| Note 15: Earnings per share | 102 |
| Note 16: Non-current receivables, trade receivables and other current assets | 102 |
| Note 17: Inventories | 103 |
| Note 18: Restricted bank deposits, cash and cash equivalents | 103 |
| Note 19: Financial instruments | 104 |
| Note 20: Share capital | 110 |
| Note 21: Post-employment benefits | 112 |
| Note 22: Asset retirement obligations | 112 |
| Note 23: Borrowings | 114 |
| Note 24: Trade payables and other payables | 118 |
| Note 25: Guarantees | 119 |
| Note 26: Investments in jointly owned assets | 120 |
| Note 27: Contingencies and commitments | 120 |
| Note 28: Related party transactions | 121 |
| Note 29: Subsequent events | 121 |


## Notes continued

### > 10 Restatement of borrowing cost continued

| 01.01.2022<br>USD million | Note | As previously reported |
|---|---|---|
| **Non-current assets** | | |
| Intangible assets | 9 | 166.0 |
| Deferred tax assets | 14 | 526.3 |
| Property, plant and equipment | 11 | 1,898.7 |
| Right of Use asset | | 0.7 |
| Restricted bank deposits | 18, 19 | 205.5 |
| Receivables non-current | 16 | – |
| Derivative instruments | 19 | 9.7 |
| **Total non-current assets** | | 2,806.9 |
| **Total current assets** | | 283.0 |
| **Total assets** | | 3,089.9 |
| **Equity** | | |
| Share capital | 20 | 29.5 |
| Other equity | | 462.7 |
| **Total equity** | | 492.2 |
| **Total liabilities** | | 2,597.7 |
| **Total equity and liabilities** | | 3,089.9 |

There is no impact on the net cash flows from operating, investing or financing activities for the year ended 31 December 2022.

## In this report


**1-52**

**53-71**

**72-154**

| | |
|---|---|
| Consolidated Statements | 73 |
| Consolidated Statement of Comprehensive Income | 73 |
| Consolidated Statement of Financial Position | 74 |
| Consolidated Statement of Changes in Equity | 76 |
| Consolidated Statement of Cash Flows | 77 |
| Notes | 78 |
| Statutory Accounts | 122 |
| Income Statement | 122 |
| Balance Sheet | 123 |
| Cash Flow | 125 |
| Notes | 126 |
| Independent Auditor's Report | 137 |
| Statement of Compliance | 140 |
| Alternative Performance Measures | 141 |
| Supplementary oil and gas information (unaudited) | 142 |
| Appendices | 143 |
| Information about BlueNord | 155 |


## Contents for Consolidated Statements


| | |
|---|---|
| Consolidated Statement of Comprehensive Income | 73 |
| Consolidated Statement of Financial Position | 74 |
| Consolidated Statement of Changes in Equity | 76 |
| Consolidated Statement of Cash Flows | 77 |
| Note 1: Summary of material accounting policies | 78 |
| Note 2: Financial risk management | 84 |
| Note 3: Critical accounting estimates and judgements | 87 |
| Note 4: Revenue | 88 |
| Note 5: Production expenses | 89 |
| Note 6: Exploration and evaluation expenses | 90 |
| Note 7: Personnel expenses | 90 |
| Note 8: Other operating expenses | 91 |
| Note 9: Intangible assets | 91 |
| Note 10: Restatement of borrowing cost | 92 |
| Note 11: Property, Plant and Equipment | 95 |
| Note 12: Impairments | 96 |
| Note 13: Financial income and expenses | 97 |
| Note 14: Tax | 97 |
| Note 15: Earnings per share | 102 |
| Note 16: Non-current receivables, trade receivables and other current assets | 102 |
| Note 17: Inventories | 103 |
| Note 18: Restricted bank deposits, cash and cash equivalents | 103 |
| Note 19: Financial instruments | 104 |
| Note 20: Share capital | 110 |
| Note 21: Post-employment benefits | 112 |
| Note 22: Asset retirement obligations | 112 |
| Note 23: Borrowings | 114 |
| Note 24: Trade payables and other payables | 118 |
| Note 25: Guarantees | 119 |
| Note 26: Investments in jointly owned assets | 120 |
| Note 27: Contingencies and commitments | 120 |
| Note 28: Related party transactions | 121 |
| Note 29: Subsequent events | 121 |




### > 11 Property, Plant and Equipment

**Property, plant and equipment at 31 December 2023**

| USD million | Asset under construction[2] | Production facilities |
|---|---|---|
| **Book value 31.12.22 restated[1]** | **1,222.3** | **859.6** |
| **Acquisition costs 31.12.22 restated** | **1,222.3** | **1,252.5** |
| Sale of assets | – | – |
| Additions[3] | **322.7** | **65.9** |
| Reclassification from AUC to production facilities | **(122.2)** | **122.2** |
| Reclassification from capex to opex | – | **1.5** |
| Revaluation abandonment assets | – | **49.4** |
| Disposals | – | – |
| Currency translation adjustment | – | **0.1** |
| **Acquisition costs 31.12.23** | **1,422.8** | **1,491.5** |
| **Depreciation and write-downs 31.12.22** | – | **(392.9)** |
| Sale of asset, reversal depreciation | – | – |
| Depreciation | – | **(94.9)** |
| Disposals | – | – |
| Currency translation adjustment | – | **(0.0)** |
| **Depreciation and write-downs 31.12.23** | – | **(487.9)** |
| **Book value 31.12.23** | **1,422.8** | **1,003.7** |

(1) The comparative information is restated on account of correction of errors. See note 10 Restatement of borrowing cost.
(2) Mainly related to Tyra redevelopment.
(3) Includes capitalisation of borrowing cost, se note 13.

**Property, plant and equipment at 31 December 2022**

| USD million | Asset under construction | Production facilities |
|---|---|---|
| **Book value 31.12.21 as previously reported** | 818.5 | 1,078.5 |
| Impact of restatement 01.01.2022 | 111.1 | – |
| **Book value 01.01.2022 restated** | 929.6 | – |
| **Acquisition costs 01.01.2022 restated** | 929.6 | 1,346.6 |
| Sale of assets | – | (0.2) |
| Additions | 292.7 | 9.1 |
| Revaluation abandonment asset | – | (102.8) |
| Currency translation adjustment | – | (0.1) |
| **Acquisition costs 31.12.22 restated** | 1,222.3 | 1,252.5 |
| **Accumulated depreciation and write-downs 01.01.2022** | – | (268.2) |
| Sale of asset, reversal depreciation | – | 0.1 |
| Depreciation | – | (124.8) |
| Currency translation adjustment | – | 0.0 |
| **Accumulated depreciation and write-downs 31.12.22** | – | (392.9) |
| **Book value 31.12.22 restated** | 1,222.3 | 859.6 |



Årsregnskap regnskapsåret 2023 for 987989297

## In this report


**1-52**

**53-71**

**72-154**

| | |
|---|---|
| Consolidated Statements | 73 |
| Consolidated Statement of Comprehensive Income | 73 |
| Consolidated Statement of Financial Position | 74 |
| Consolidated Statement of Changes in Equity | 76 |
| Consolidated Statement of Cash Flows | 77 |
| Notes | 78 |
| Statutory Accounts | 122 |
| Income Statement | 122 |
| Balance Sheet | 123 |
| Cash Flow | 125 |
| Notes | 126 |
| Independent Auditor's Report | 137 |
| Statement of Compliance | 140 |
| Alternative Performance Measures | 141 |
| Supplementary oil and gas information (unaudited) | 142 |
| Appendices | 143 |
| Information about BlueNord | 155 |


## Contents for Consolidated Statements


| | |
|---|---|
| Consolidated Statement of Comprehensive Income | 73 |
| Consolidated Statement of Financial Position | 74 |
| Consolidated Statement of Changes in Equity | 76 |
| Consolidated Statement of Cash Flows | 77 |
| Note 1: Summary of material accounting policies | 78 |
| Note 2: Financial risk management | 84 |
| Note 3: Critical accounting estimates and judgements | 87 |
| Note 4: Revenue | 88 |
| Note 5: Production expenses | 89 |
| Note 6: Exploration and evaluation expenses | 90 |
| Note 7: Personnel expenses | 90 |
| Note 8: Other operating expenses | 91 |
| Note 9: Intangible assets | 91 |
| Note 10: Restatement of borrowing cost | 92 |
| Note 11: Property, Plant and Equipment | 95 |
| Note 12: Impairments | 96 |
| Note 13: Financial income and expenses | 97 |
| Note 14: Tax | 97 |
| Note 15: Earnings per share | 102 |
| Note 16: Non-current receivables, trade receivables and other current assets | 102 |
| Note 17: Inventories | 103 |
| Note 18: Restricted bank deposits, cash and cash equivalents | 103 |
| Note 19: Financial instruments | 104 |
| Note 20: Share capital | 110 |
| Note 21: Post-employment benefits | 112 |
| Note 22: Asset retirement obligations | 112 |
| Note 23: Borrowings | 114 |
| Note 24: Trade payables and other payables | 118 |
| Note 25: Guarantees | 119 |
| Note 26: Investments in jointly owned assets | 120 |
| Note 27: Contingencies and commitments | 120 |
| Note 28: Related party transactions | 121 |
| Note 29: Subsequent events | 121 |


## Notes continued

### > 12 Impairments

**Impairment reviews**

See note 1.7 for the accounting policies related to impairment of non-financial assets.

The Group's judgement is that it has only one cash-generating unit (CGU). The Group has not identified any impairment triggers in 2 not required to perform any impairment tests.

In its annual financial statements for 2022 the Group disclosed that it had made an estimate of value in use of its CGU. This amount v estimate of fair value less cost of disposal based on market capitalisation. In 2023, the Group has corrected an error, see note 10, and borrowing costs on assets under construction. The estimated value in use would not exceed the carrying amount including capitalis

However, the market capitalisation which can be used to reliably estimate the fair value of the CGU shows a good headroom also inc costs on 31 December 2023 and 2022. Market capitalisation was USD 1,281.6 million and USD 1,028.9 million on 31 December 2023 based on US dollar and Norwegian kroner rates at these points in time. Carrying amount of equity, after capitalisation of borrowing c and USD 664.2 million on 31 December 2023 and 2022, respectively.

The Group also notes that IAS 36.23 states that estimates and computational short cuts may provide reasonable approximations o determining fair value less costs of disposal.

Consequently, the Group has not recognised any impairments in 2022 or 2023. It also do not present any sensitivity analysis. If the n decrease materially compared to the carrying amount of equity, this could become an impairment indictor and an impairment test in rise to impairment of the CGU.

In this report


1-52

53-71

72-154

| | |
|---|---|
| Consolidated Statements | 73 |
| Consolidated Statement of Comprehensive Income | 73 |
| Consolidated Statement of Financial Position | 74 |
| Consolidated Statement of Changes in Equity | 76 |
| Consolidated Statement of Cash Flows | 77 |
| Notes | 78 |
| Statutory Accounts | 122 |
| Income Statement | 122 |
| Balance Sheet | 123 |
| Cash Flow | 125 |
| Notes | 126 |
| Independent Auditor's Report | 137 |
| Statement of Compliance | 140 |
| Alternative Performance Measures | 141 |
| Supplementary oil and gas information (unaudited) | 142 |
| Appendices | 143 |
| Information about BlueNord | 155 |


## Contents for Consolidated Statements


| | |
|---|---|
| Consolidated Statement of Comprehensive Income | 73 |
| Consolidated Statement of Financial Position | 74 |
| Consolidated Statement of Changes in Equity | 76 |
| Consolidated Statement of Cash Flows | 77 |
| Note 1: Summary of material accounting policies | 78 |
| Note 2: Financial risk management | 84 |
| Note 3: Critical accounting estimates and judgements | 87 |
| Note 4: Revenue | 88 |
| Note 5: Production expenses | 89 |
| Note 6: Exploration and evaluation expenses | 90 |
| Note 7: Personnel expenses | 90 |
| Note 8: Other operating expenses | 91 |
| Note 9: Intangible assets | 91 |
| Note 10: Restatement of borrowing cost | 92 |
| Note 11: Property, Plant and Equipment | 95 |
| Note 12: Impairments | 96 |
| Note 13: Financial income and expenses | 97 |
| Note 14: Tax | 97 |
| Note 15: Earnings per share | 102 |
| Note 16: Non-current receivables, trade receivables and other current assets | 102 |
| Note 17: Inventories | 103 |
| Note 18: Restricted bank deposits, cash and cash equivalents | 103 |
| Note 19: Financial instruments | 104 |
| Note 20: Share capital | 110 |
| Note 21: Post-employment benefits | 112 |
| Note 22: Asset retirement obligations | 112 |
| Note 23: Borrowings | 114 |
| Note 24: Trade payables and other payables | 118 |
| Note 25: Guarantees | 119 |
| Note 26: Investments in jointly owned assets | 120 |
| Note 27: Contingencies and commitments | 120 |
| Note 28: Related party transactions | 121 |
| Note 29: Subsequent events | 121 |


## Notes continued

### > 13 Financial income and expenses

**Financial income**

| USD million | |
|---|---|
| **Total interest income** | |
| Value adjustment interest swap unrealised[1] | |
| Volume protection true-up | |
| Extinguishment of bond loans | |
| Foreign exchange gains | |
| **Total other financial income** | |

**Financial expenses**

| USD million | |
|---|---|
| Interest expense from bond loans | |
| Interest expense from bank debt[2] | |
| Less capitalised borrowing cost[3] | |
| **Total interest expenses** | |
| Value adjustment interest swap unrealised[1] | |
| Value adjustment of embedded derivatives[4] | |
| Utilisation of derivatives | |
| Accretion expense related to asset retirement obligations | |
| Foreign exchange losses | |
| Other financial expenses | |
| **Total other financial expenses** | |
| **Net financial items** | |

(1) Fair value adjustment of the ineffective part of the interest swap related to RBL facility
(2) Net of the effective part of the realised interest swap, related to RBL facility
(3) The comparative information is restated on account of correction of errors. See note 10 Restatement of borrowing cost
(4) Fair value adjustment of the embedded derivatives of the convertible bonds

### > 14 Tax

**Tax rates**

Producers of oil and gas on the Danish continental shelf are subject to the hydrocarbon tax regime under which income derived from th
an elevated 64 percent. Any income deriving from other activities than first-time sales of hydrocarbons is taxed at the ordinary corporat
22 percent. The 64 percent is calculated as the sum of the 'Chapter 2' tax of 25 percent plus a specific hydrocarbon tax (chapter 3A) of 5
25 percent tax payable is deductible. Income generated in Norway and United Kingdom is subject to regular corporate tax of 22 percen

## In this report


**1-52**

**53-71**

**72-154**

| | |
|---|---|
| Consolidated Statements | 73 |
| Consolidated Statement of Comprehensive Income | 73 |
| Consolidated Statement of Financial Position | 74 |
| Consolidated Statement of Changes in Equity | 76 |
| Consolidated Statement of Cash Flows | 77 |
| Notes | 78 |
| Statutory Accounts | 122 |
| Income Statement | 122 |
| Balance Sheet | 123 |
| Cash Flow | 125 |
| Notes | 126 |
| Independent Auditor's Report | 137 |
| Statement of Compliance | 140 |
| Alternative Performance Measures | 141 |
| Supplementary oil and gas information (unaudited) | 142 |
| Appendices | 143 |
| Information about BlueNord | 155 |


## Contents for Consolidated Statements


| | |
|---|---|
| Consolidated Statement of Comprehensive Income | 73 |
| Consolidated Statement of Financial Position | 74 |
| Consolidated Statement of Changes in Equity | 76 |
| Consolidated Statement of Cash Flows | 77 |
| Note 1: Summary of material accounting policies | 78 |
| Note 2: Financial risk management | 84 |
| Note 3: Critical accounting estimates and judgements | 87 |
| Note 4: Revenue | 88 |
| Note 5: Production expenses | 89 |
| Note 6: Exploration and evaluation expenses | 90 |
| Note 7: Personnel expenses | 90 |
| Note 8: Other operating expenses | 91 |
| Note 9: Intangible assets | 91 |
| Note 10: Restatement of borrowing cost | 92 |
| Note 11: Property, Plant and Equipment | 95 |
| Note 12: Impairments | 96 |
| Note 13: Financial income and expenses | 97 |
| Note 14: Tax | 97 |
| Note 15: Earnings per share | 102 |
| Note 16: Non-current receivables, trade receivables and other current assets | 102 |
| Note 17: Inventories | 103 |
| Note 18: Restricted bank deposits, cash and cash equivalents | 103 |
| Note 19: Financial instruments | 104 |
| Note 20: Share capital | 110 |
| Note 21: Post-employment benefits | 112 |
| Note 22: Asset retirement obligations | 112 |
| Note 23: Borrowings | 114 |
| Note 24: Trade payables and other payables | 118 |
| Note 25: Guarantees | 119 |
| Note 26: Investments in jointly owned assets | 120 |
| Note 27: Contingencies and commitments | 120 |
| Note 28: Related party transactions | 121 |
| Note 29: Subsequent events | 121 |




## Notes continued

### > 14 Tax continued

### Tax expense

| USD million<br>Income tax in profit/loss (Danish corporate income tax and hydrocarbon tax) | |
|---|---|
| Income tax current year | |
| Solidarity contribution, current[1] | |
| Repayment of tax benefit related to chapter 3b | |
| Income tax for prior years | |
| **Current income tax** | |
| Deferred tax movements | |
| Deferred tax movements, impact of restatement 2022 | |
| Solidarity contribution, deferred[1] | |
| Prior year adjustment, deferred tax | |
| **Deferred tax expense** | |
| **Tax (expense)/income** | |

(1) The current tax accrual includes 33 percent 'solidarity contribution', the EU-regulated temporary tax to be levied on fossil fuel companies in 2023 in Denmark. As this contribution may charge does not lead to an increase in the overall tax percentage applied.

Income tax in profit/loss is solely derived from the Group's activities on the Danish continental shelf, of which the major part is subjec hydrocarbon tax.

| Tax (expense)/income related to OCI | |
|---|---|
| Cash flow hedges | |
| **Tax (expense)/income related to OCI** | |

Income tax on OCI is related to the derivatives designated in cash flow hedges. To the extent derivatives are associated with the sale of flow hedges is subject to 64 percent hydrocarbon tax.

| | Hydrocarbon tax 64% | | Corporate |
|---|---|---|---|
| **Reconciliation of nominal to actual tax rate** | **2023** | | **2023** |
| Result before tax | **237.2** | | **6.3** |
| **Expected tax on profit before tax** | **151.8** | **64%** | **1.4** |
| **Tax effect of:** | | | |
| Prior year adjustment | **4.2** | **2%** | **(1.3)** |
| FX adjustment of net operating losses carried forward in DKK[1] | **(24.6)** | **-10%** | **–** |
| Investment uplift on CAPEX projects[2] | **(42.6)** | **-18%** | **–** |
| Permanent differences[3] | **37.9** | **16%** | **3.0** |
| No recognition of tax assets in Norway and UK | **–** | **0%** | **3.8** |
| **Tax expense (income) in profit/loss** | **126.8** | **53%** | **7.0** |

(1) Impact of changes in USD/DKK exchange rate on loss carried forward as the tax losses are carried forward in DKK.
(2) The tax cost in the hydrocarbon tax regime is positively impacted by the 39 percent investment uplift on the Tyra Redevelopment project.
(3) This is related to the portion of interest cost not deductible under the Danish interest limitation rules.

Årsregnskap regnskapsåret 2023 for 987989297

## In this report


**1-52**

**53-71**

**72-154**

| | |
|---|---|
| Consolidated Statements | 73 |
| Consolidated Statement of Comprehensive Income | 73 |
| Consolidated Statement of Financial Position | 74 |
| Consolidated Statement of Changes in Equity | 76 |
| Consolidated Statement of Cash Flows | 77 |
| Notes | 78 |
| Statutory Accounts | 122 |
| Income Statement | 122 |
| Balance Sheet | 123 |
| Cash Flow | 125 |
| Notes | 126 |
| Independent Auditor's Report | 137 |
| Statement of Compliance | 140 |
| Alternative Performance Measures | 141 |
| Supplementary oil and gas information (unaudited) | 142 |
| Appendices | 143 |
| Information about BlueNord | 155 |


## Contents for Consolidated Statements


| | |
|---|---|
| Consolidated Statement of Comprehensive Income | 73 |
| Consolidated Statement of Financial Position | 74 |
| Consolidated Statement of Changes in Equity | 76 |
| Consolidated Statement of Cash Flows | 77 |
| Note 1: Summary of material accounting policies | 78 |
| Note 2: Financial risk management | 84 |
| Note 3: Critical accounting estimates and judgements | 87 |
| Note 4: Revenue | 88 |
| Note 5: Production expenses | 89 |
| Note 6: Exploration and evaluation expenses | 90 |
| Note 7: Personnel expenses | 90 |
| Note 8: Other operating expenses | 91 |
| Note 9: Intangible assets | 91 |
| Note 10: Restatement of borrowing cost | 92 |
| Note 11: Property, Plant and Equipment | 95 |
| Note 12: Impairments | 96 |
| Note 13: Financial income and expenses | 97 |
| Note 14: Tax | 97 |
| Note 15: Earnings per share | 102 |
| Note 16: Non-current receivables, trade receivables and other current assets | 102 |
| Note 17: Inventories | 103 |
| Note 18: Restricted bank deposits, cash and cash equivalents | 103 |
| Note 19: Financial instruments | 104 |
| Note 20: Share capital | 110 |
| Note 21: Post-employment benefits | 112 |
| Note 22: Asset retirement obligations | 112 |
| Note 23: Borrowings | 114 |
| Note 24: Trade payables and other payables | 118 |
| Note 25: Guarantees | 119 |
| Note 26: Investments in jointly owned assets | 120 |
| Note 27: Contingencies and commitments | 120 |
| Note 28: Related party transactions | 121 |
| Note 29: Subsequent events | 121 |




### > 14 Tax continued

| Reconciliation of nominal to actual tax rate, continues | Hydrocarbon tax 64% 2022 restated* | | Corporate 2022 |
|---|---|---|---|
| **Result before tax** | 424.4 | | (115.4) |
| Expected tax on profit before tax | 271.6 | 64% | (25.4) |
| **Tax effect of:** | | | |
| Prior year adjustment | 9.6 | 2% | 0.2 |
| FX adjustment of net operating losses carried forward in DKK[1] | 37.3 | 9% | – |
| Repayment of tax benefit related to chapter 3b[2] | 30.1 | 7% | – |
| Investment uplift on CAPEX projects[3] | (36.8) | -9% | – |
| Permanent differences | – | 0% | 29.1 |
| No recognition of tax assets in Norway and UK | – | 0% | 2.0 |
| **Tax expense (income) in profit/loss** | 311.8 | 73% | 6.0 |

(1) Impact of changes in USD/DKK exchange rate on loss carried forward as the tax losses are carried forward in DKK.
(2) From 2022 and onwards, an additional tax cost related to the special tax incentive scheme (chapter 3b) is levied if commodity prices exceed certain thresholds. This tax is payable results), less costs and fiscal depreciation and constitutes a repayment of the benefit previously achieved. The additional tax levied cannot exceed the accumulated tax benefit ach during the development period. The received benefit is estimated at USD 92 million by year end 2023. For 2023 the estimated additional tax is nil (2022: USD 30.1 million).
(3) The cost in the hydrocarbon tax regime is positively impacted by the 39 percent investment uplift on the Tyra Redevelopment project.

| | **Hydrocarbon tax 64% 2023** | | **Corporate 2023** |
|---|---|---|---|
| OCI before tax | **82.8** | **–** | **(22.7)** |
| **Expected tax on OCI before tax** | **(53.0)** | **64%** | **5.0** |
| **Tax effect of:** | | | |
| Non-taxable currency translation adjustment | **–** | **–** | **0.3** |
| **Tax in OCI** | **(53.0)** | **64%** | **5.3** |

| | Hydrocarbon tax 64% 2022 | | Corporate 2022 |
|---|---|---|---|
| OCI before tax | 148.5 | – | 33.7 |
| **Expected tax on OCI before tax** | (95.1) | 64% | (7.4) |
| **Tax effect of:** | | | |
| Non-taxable currency translation adjustment | – | – | 0.4 |
| **Tax in OCI** | (95.1) | 64% | (7.9) |



Årsregnskap regnskapsåret 2023 for 987989297

In this report


1-52

53-71

72-154

| | |
|---|---|
| Consolidated Statements | 73 |
| Consolidated Statement of Comprehensive Income | 73 |
| Consolidated Statement of Financial Position | 74 |
| Consolidated Statement of Changes in Equity | 76 |
| Consolidated Statement of Cash Flows | 77 |
| Notes | 78 |
| Statutory Accounts | 122 |
| Income Statement | 122 |
| Balance Sheet | 123 |
| Cash Flow | 125 |
| Notes | 126 |
| Independent Auditor's Report | 137 |
| Statement of Compliance | 140 |
| Alternative Performance Measures | 141 |
| Supplementary oil and gas information (unaudited) | 142 |
| Appendices | 143 |
| Information about BlueNord | 155 |


## Contents for Consolidated Statements


| | |
|---|---|
| Consolidated Statement of Comprehensive Income | 73 |
| Consolidated Statement of Financial Position | 74 |
| Consolidated Statement of Changes in Equity | 76 |
| Consolidated Statement of Cash Flows | 77 |
| Note 1: Summary of material accounting policies | 78 |
| Note 2: Financial risk management | 84 |
| Note 3: Critical accounting estimates and judgements | 87 |
| Note 4: Revenue | 88 |
| Note 5: Production expenses | 89 |
| Note 6: Exploration and evaluation expenses | 90 |
| Note 7: Personnel expenses | 90 |
| Note 8: Other operating expenses | 91 |
| Note 9: Intangible assets | 91 |
| Note 10: Restatement of borrowing cost | 92 |
| Note 11: Property, Plant and Equipment | 95 |
| Note 12: Impairments | 96 |
| Note 13: Financial income and expenses | 97 |
| Note 14: Tax | 97 |
| Note 15: Earnings per share | 102 |
| Note 16: Non-current receivables, trade receivables and other current assets | 102 |
| Note 17: Inventories | 103 |
| Note 18: Restricted bank deposits, cash and cash equivalents | 103 |
| Note 19: Financial instruments | 104 |
| Note 20: Share capital | 110 |
| Note 21: Post-employment benefits | 112 |
| Note 22: Asset retirement obligations | 112 |
| Note 23: Borrowings | 114 |
| Note 24: Trade payables and other payables | 118 |
| Note 25: Guarantees | 119 |
| Note 26: Investments in jointly owned assets | 120 |
| Note 27: Contingencies and commitments | 120 |
| Note 28: Related party transactions | 121 |
| Note 29: Subsequent events | 121 |




## Notes continued

### > 14 Tax continued

Current income tax payable

Tax payable relates to the Group's entities in Denmark. The amounts payable as of 31.12.23 were:
Corporate tax for 22% (Denmark)
Hydrocarbon tax (Denmark)
Hydrocarbon tax for prior years (Denmark)
Hydrocarbon tax pertaining to pre-acquisition period 2019 not indemnified by the Seller
Solidarity contribution
Repayment of tax benefit related to chapter 3b

**Tax payables**

Current income taxes for current and prior periods are measured at the amount that is expected to be paid to or be refunded from th
balance sheet date. Due to the complexity in the legislative framework and the limited amount of guidance from relevant case law, th
profits within the oil and gas industry is associated with some degree of uncertainty. Uncertain tax liabilities are recognised with the p
probability is more likely than not. Tax payable of USD 140.0 million, which includes USD 131.0 million actual cash payable to be paid i
USD 9.0 million in provision for uncertain tax positions.

**Deferred tax**

Deferred tax is measured at the amount that is expected to result in taxes due to temporary differences and the value of tax losses.

The recognised deferred tax asset is allocated to the following balance sheet items, all pertaining to the Group's activities on the Dan

| USD million<br>Deferred tax and deferred tax asset | 01.01.23 restated* | Effect recognised in profit/loss |
|---|---|---|
| Property, plant and equipment | 745.9 | 67.0 |
| Intangible assets, licences | 25.1 | 4.3 |
| Inventories and receivables | 29.3 | 4.6 |
| Asset retirement obligation ('ARO') provision | (564.5) | (59.5) |
| Other assets and liabilities | (2.8) | (0.1) |
| Tax loss carryforward, corporate tax (22%) | - | - |
| Tax loss carryforward, chapter 2 tax (25%) | (0.1) | 0.1 |
| Tax loss carryforward, chapter 3a tax (52%) | (471.9) | (28.1) |
| **Deferred tax asset, net** | (239.1) | (11.7) |

Årsregnskap regnskapsåret 2023 for 987989297

In this report


1-52

53-71

72-154

Consolidated Statements 73
Consolidated Statement of Comprehensive Income 73
Consolidated Statement of Financial Position 74
Consolidated Statement of Changes in Equity 76
Consolidated Statement of Cash Flows 77
Notes 78
Statutory Accounts 122
Income Statement 122
Balance Sheet 123
Cash Flow 125
Notes 126
Independent Auditor's Report 137
Statement of Compliance 140
Alternative Performance Measures 141
Supplementary oil and gas information (unaudited) 142
Appendices 143
Information about BlueNord 155


## Contents for Consolidated Statements


Consolidated Statement of Comprehensive Income 73
Consolidated Statement of Financial Position 74
Consolidated Statement of Changes in Equity 76
Consolidated Statement of Cash Flows 77
Note 1: Summary of material accounting policies 78
Note 2: Financial risk management 84
Note 3: Critical accounting estimates and judgements 87
Note 4: Revenue 88
Note 5: Production expenses 89
Note 6: Exploration and evaluation expenses 90
Note 7: Personnel expenses 90
Note 8: Other operating expenses 91
Note 9: Intangible assets 91
Note 10: Restatement of borrowing cost 92
Note 11: Property, Plant and Equipment 95
Note 12: Impairments 96
Note 13: Financial income and expenses 97
Note 14: Tax 97
Note 15: Earnings per share 102
Note 16: Non-current receivables, trade receivables and other current assets 102
Note 17: Inventories 103
Note 18: Restricted bank deposits, cash and cash equivalents 103
Note 19: Financial instruments 104
Note 20: Share capital 110
Note 21: Post-employment benefits 112
Note 22: Asset retirement obligations 112
Note 23: Borrowings 114
Note 24: Trade payables and other payables 118
Note 25: Guarantees 119
Note 26: Investments in jointly owned assets 120
Note 27: Contingencies and commitments 120
Note 28: Related party transactions 121
Note 29: Subsequent events 121




## Notes continued

### > 14 Tax continued

| USD million<br>Deferred tax and deferred tax asset | 01.01.22 restated* | Effect recognised in profit/loss |
|---|---|---|
| Property, plant and equipment | 624.0 | 12.1 |
| Property, plant and equipment, impact of restatement 2022 | 71.1 | 38.6 |
| Intangible assets, licences | 17.2 | 7.9 |
| Inventories and receivables | 26.7 | 2.6 |
| Asset retirement obligation ('ARO') provision | (611.1) | 46.7 |
| Other assets and liabilities | – | (2.8) |
| Tax loss carryforward, corporate tax (22%) | (2.0) | 0.1 |
| Tax loss carryforward, chapter 2 tax (25%) | (22.8) | (14.4) |
| Tax loss carryforward, chapter 3a tax (52%) | (558.3) | 28.5 |
| **Deferred tax asset, net** | (455.2) | 119.2 |

**Tax loss carryforwards**

Tax losses are recognised in accordance with the expected utilisation hereof in subsequent income years based on the current bus economic projections.

Due to the limited taxable activity in UK and Norway, corporate tax losses in these jurisdictions are not capitalised.

Tax losses in Denmark and UK under the hydrocarbon tax regime may be carried forward indefinitely and the utilisation is not subject carried forward in Danish kroner and British pound.

| Tax losses carried forward, Denmark. In million DKK |
|---|
| Corporate tax (22%) |
| Chapter 2 Hydrocarbon tax (25%) |
| Chapter 3a Hydrocarbon tax (52%) |

| Tax losses carried forward, Norway. In million NOK |
|---|
| Corporate tax Norway (22%) |

| Tax losses carried forward, UK. In million GPB/USD |
|---|
| Trade losses, UK (hydrocarbon s 330 (2)), USD |
| Trade losses, UK (hydrocarbon), USD |
| Pre-trading capital expenditure, UK (hydrocarbon), GBP |

* The comparative information is restated on account of correction of errors. See note 10 Restatement of borrowing cost.

Årsregnskap regnskapsåret 2023 for 987989297

## In this report


**1-52**

**53-71**

**72-154**

| | |
|---|---|
| Consolidated Statements | 73 |
| Consolidated Statement of Comprehensive Income | 73 |
| Consolidated Statement of Financial Position | 74 |
| Consolidated Statement of Changes in Equity | 76 |
| Consolidated Statement of Cash Flows | 77 |
| Notes | 78 |
| Statutory Accounts | 122 |
| Income Statement | 122 |
| Balance Sheet | 123 |
| Cash Flow | 125 |
| Notes | 126 |
| Independent Auditor's Report | 137 |
| Statement of Compliance | 140 |
| Alternative Performance Measures | 141 |
| Supplementary oil and gas information (unaudited) | 142 |
| Appendices | 143 |
| Information about BlueNord | 155 |


## Contents for Consolidated Statements


| | |
|---|---|
| Consolidated Statement of Comprehensive Income | 73 |
| Consolidated Statement of Financial Position | 74 |
| Consolidated Statement of Changes in Equity | 76 |
| Consolidated Statement of Cash Flows | 77 |
| Note 1: Summary of material accounting policies | 78 |
| Note 2: Financial risk management | 84 |
| Note 3: Critical accounting estimates and judgements | 87 |
| Note 4: Revenue | 88 |
| Note 5: Production expenses | 89 |
| Note 6: Exploration and evaluation expenses | 90 |
| Note 7: Personnel expenses | 90 |
| Note 8: Other operating expenses | 91 |
| Note 9: Intangible assets | 91 |
| Note 10: Restatement of borrowing cost | 92 |
| Note 11: Property, Plant and Equipment | 95 |
| Note 12: Impairments | 96 |
| Note 13: Financial income and expenses | 97 |
| Note 14: Tax | 97 |
| Note 15: Earnings per share | 102 |
| Note 16: Non-current receivables, trade receivables and other current assets | 102 |
| Note 17: Inventories | 103 |
| Note 18: Restricted bank deposits, cash and cash equivalents | 103 |
| Note 19: Financial instruments | 104 |
| Note 20: Share capital | 110 |
| Note 21: Post-employment benefits | 112 |
| Note 22: Asset retirement obligations | 112 |
| Note 23: Borrowings | 114 |
| Note 24: Trade payables and other payables | 118 |
| Note 25: Guarantees | 119 |
| Note 26: Investments in jointly owned assets | 120 |
| Note 27: Contingencies and commitments | 120 |
| Note 28: Related party transactions | 121 |
| Note 29: Subsequent events | 121 |


## Notes continued

### > 15 Earnings per share

Earnings per share are calculated by dividing the profit attributable to ordinary shareholders of the parent company by the weighted shares in issue during the year.

| USD million | |
|---|---|
| **Profit (loss) attributable to ordinary shareholders from operations** | |
| Adjustment amortisation convertible bond loans | |
| Adjustment fair value embedded derivatives | |
| **Profit (loss) basis for fully diluted shareholders from operations** | |
| | |
| **Number of shares outstanding at the beginning of the year** | |
| Conversion part of convertible bond | |
| Sale of treasury shares | |
| **Number of shares outstanding at the end of the year** | |
| | |
| **Weighted average number of shares (basic)** | |
| Adjustment convertible bond loan(2) | |
| Adjustment option schemes | |
| **Weighted average number of shares (diluted)** | |
| | |
| **Earnings per share in USD** | |
| **Earnings per share in USD diluted** | |

(1) The comparative information is restated on account of correction of error. See note 10 Reclassification of borrowing cost.

(2) The BNOR15 convertible bond loan is converted to number of shares by dividing the principal amount at year end (USD 228.4 million, 2022: USD 207.6 million) with the convers USD/share) as this is less favourable. The conversion price is 99 percent of the volume-weighted average price ('VWAP') for the last 20 days (483.1 NOK/sha 2022: 382.9 N closing rate at year end (10.17 NOK/USD, 2022: 9.86 NOK/USD).
In 2022, the BNOR13 convertible bond loan was converted to number of shares by dividing the principal amount at year end (USD 13.8 million) with the strike pri (28.97 USD s

### > 16 Non-current receivables, trade receivables and other current assets

| USD million | |
|---|---|
| **Non-current assets** | |
| Convertible loan CarbonCuts | |
| Loan CarbonCuts | |
| **Total non-current receivables** | |
| **Current assets** | |
| Trade receivables | |
| Under-lift of oil/NGL | |
| Prepayments | |
| Other receivables | |
| **Total trade receivables and other current receivables** | |

## In this report


**1-52**

**53-71**

**72-154**

| | |
|---|---|
| Consolidated Statements | 73 |
| Consolidated Statement of Comprehensive Income | 73 |
| Consolidated Statement of Financial Position | 74 |
| Consolidated Statement of Changes in Equity | 76 |
| Consolidated Statement of Cash Flows | 77 |
| Notes | 78 |
| Statutory Accounts | 122 |
| Income Statement | 122 |
| Balance Sheet | 123 |
| Cash Flow | 125 |
| Notes | 126 |
| Independent Auditor's Report | 137 |
| Statement of Compliance | 140 |
| Alternative Performance Measures | 141 |
| Supplementary oil and gas information (unaudited) | 142 |
| Appendices | 143 |
| Information about BlueNord | 155 |


## Contents for Consolidated Statements


| | |
|---|---|
| Consolidated Statement of Comprehensive Income | 73 |
| Consolidated Statement of Financial Position | 74 |
| Consolidated Statement of Changes in Equity | 76 |
| Consolidated Statement of Cash Flows | 77 |
| Note 1: Summary of material accounting policies | 78 |
| Note 2: Financial risk management | 84 |
| Note 3: Critical accounting estimates and judgements | 87 |
| Note 4: Revenue | 88 |
| Note 5: Production expenses | 89 |
| Note 6: Exploration and evaluation expenses | 90 |
| Note 7: Personnel expenses | 90 |
| Note 8: Other operating expenses | 91 |
| Note 9: Intangible assets | 91 |
| Note 10: Restatement of borrowing cost | 92 |
| Note 11: Property, Plant and Equipment | 95 |
| Note 12: Impairments | 96 |
| Note 13: Financial income and expenses | 97 |
| Note 14: Tax | 97 |
| Note 15: Earnings per share | 102 |
| Note 16: Non-current receivables, trade receivables and other current assets | 102 |
| Note 17: Inventories | 103 |
| Note 18: Restricted bank deposits, cash and cash equivalents | 103 |
| Note 19: Financial instruments | 104 |
| Note 20: Share capital | 110 |
| Note 21: Post-employment benefits | 112 |
| Note 22: Asset retirement obligations | 112 |
| Note 23: Borrowings | 114 |
| Note 24: Trade payables and other payables | 118 |
| Note 25: Guarantees | 119 |
| Note 26: Investments in jointly owned assets | 120 |
| Note 27: Contingencies and commitments | 120 |
| Note 28: Related party transactions | 121 |
| Note 29: Subsequent events | 121 |




### > 16 Non-current receivables, trade receivables and other current assets continued

**Aging analysis of trade receivables on 31 December 2023**

| USD million | Total | Not past due | Past due >30 days | Past due 30–60 days | Past due 61–90 days |
|---|---|---|---|---|---|
| Trade receivables | **59.9** | **59.9** | **–** | **–** | **–** |
| Total | **59.9** | **59.9** | **–** | **–** | **–** |

**Aging analysis of trade receivables on 31 December 2022**

| USD million | Total | Not past due | Past due > 30 days | Past due 30–60 days | Past due 61–90 days |
|---|---|---|---|---|---|
| Trade receivables | 94.4 | 94.4 | – | – | – |
| Total | 94.4 | 94.4 | – | – | – |

### > 17 Inventories

| USD million | |
|---|---|
| Product inventory, oil | |
| Other stock (spares and consumables)[1] | |
| **Total inventories** | |

(1) As of 31.12.2023 there is no provision for obsolete stock.

### > 18 Restricted bank deposits, cash and cash equivalents

| USD million | |
|---|---|
| **Non-current assets** | |
| Restricted bank deposits pledged as security for abandonment obligation related to Nini/Cecilie | |
| Restricted bank deposits pledged as security for cash call obligations towards TotalEnergies[1] | |
| **Total non-current restricted bank deposits** | |
| **Current assets** | |
| Unrestricted cash and cash equivalents | |
| Restricted bank deposits[2] | |
| **Total current cash and cash equivalents** | |
| **Total bank deposits** | |

(1) BlueNord has made a USD 140.0 million bank deposit into a security account to secure future requests for anticipated payments related to capital and operating expenditures i
agreement with TotalEnergies E&P Denmark A/S as operator of the DUC. No further transfer to the security account will be made, except that interest earned will be accrued i
(2) Tax Withholding Account.



Årsregnskap regnskapsåret 2023 for 987989297

In this report


1-52

53-71

72-154

Consolidated Statements 73
Consolidated Statement of Comprehensive Income 73
Consolidated Statement of Financial Position 74
Consolidated Statement of Changes in Equity 76
Consolidated Statement of Cash Flows 77
Notes 78
Statutory Accounts 122
Income Statement 122
Balance Sheet 123
Cash Flow 125
Notes 126
Independent Auditor's Report 137
Statement of Compliance 140
Alternative Performance Measures 141
Supplementary oil and gas information (unaudited) 142
Appendices 143
Information about BlueNord 155


## Contents for Consolidated Statements


Consolidated Statement of Comprehensive Income 73
Consolidated Statement of Financial Position 74
Consolidated Statement of Changes in Equity 76
Consolidated Statement of Cash Flows 77
Note 1: Summary of material accounting policies 78
Note 2: Financial risk management 84
Note 3: Critical accounting estimates and judgements 87
Note 4: Revenue 88
Note 5: Production expenses 89
Note 6: Exploration and evaluation expenses 90
Note 7: Personnel expenses 90
Note 8: Other operating expenses 91
Note 9: Intangible assets 91
Note 10: Restatement of borrowing cost 92
Note 11: Property, Plant and Equipment 95
Note 12: Impairments 96
Note 13: Financial income and expenses 97
Note 14: Tax 97
Note 15: Earnings per share 102
Note 16: Non-current receivables, trade receivables and other current assets 102
Note 17: Inventories 103
Note 18: Restricted bank deposits, cash and cash equivalents 103
Note 19: Financial instruments 104
Note 20: Share capital 110
Note 21: Post-employment benefits 112
Note 22: Asset retirement obligations 112
Note 23: Borrowings 114
Note 24: Trade payables and other payables 118
Note 25: Guarantees 119
Note 26: Investments in jointly owned assets 120
Note 27: Contingencies and commitments 120
Note 28: Related party transactions 121
Note 29: Subsequent events 121




## > 19 Financial instruments

### 19.1 Fair value hierarchy

The table below analyses financial instruments carried at fair value, by valuation method.
The different levels have been defined as follows:

Level 1 Quoted prices (unadjusted) in active markets for identical assets or liabilities.
Level 2 Inputs other than quoted prices included within Level 1 that are observable for the asset or liability, either directly or indirec
Level 3 Inputs for the asset or liability that are not based on observable market data.

**On 31.12.23**

| USD million | Level 1 | Level 2 |
|---|---|---|
| **Assets** | | |
| **Financial assets at fair value through profit or loss** | | |
| – Derivative instruments interest swap, ineffective part | – | 1.2 |
| **Financial assets at fair value hedging instruments** | | |
| – Derivative instruments interest swap | – | 20.4 |
| – Derivative instruments price hedge | – | 64.1 |
| **Total assets** | – | 85.7 |
| **Liabilities** | | |
| **Financial liabilities at fair value through profit or loss** | | |
| – Embedded derivatives convertible bond BNOR15[1] | – | – |
| **Financial liabilities at fair value hedging instruments** | | |
| – Derivative instruments price hedge | – | 39.2 |
| **Total liabilities** | – | 39.2 |

(1) For more information see section 18.2, 18.3 and note 2.3.



Årsregnskap regnskapsåret 2023 for 987989297

In this report


1-52

53-71

72-154

Consolidated Statements 73
Consolidated Statement of Comprehensive Income 73
Consolidated Statement of Financial Position 74
Consolidated Statement of Changes in Equity 76
Consolidated Statement of Cash Flows 77
Notes 78
Statutory Accounts 122
Income Statement 122
Balance Sheet 123
Cash Flow 125
Notes 126
Independent Auditor's Report 137
Statement of Compliance 140
Alternative Performance Measures 141
Supplementary oil and gas information (unaudited) 142
Appendices 143
Information about BlueNord 155


## Contents for Consolidated Statements


Consolidated Statement of Comprehensive Income 73
Consolidated Statement of Financial Position 74
Consolidated Statement of Changes in Equity 76
Consolidated Statement of Cash Flows 77
Note 1: Summary of material accounting policies 78
Note 2: Financial risk management 84
Note 3: Critical accounting estimates and judgements 87
Note 4: Revenue 88
Note 5: Production expenses 89
Note 6: Exploration and evaluation expenses 90
Note 7: Personnel expenses 90
Note 8: Other operating expenses 91
Note 9: Intangible assets 91
Note 10: Restatement of borrowing cost 92
Note 11: Property, Plant and Equipment 95
Note 12: Impairments 96
Note 13: Financial income and expenses 97
Note 14: Tax 97
Note 15: Earnings per share 102
Note 16: Non-current receivables, trade receivables and other current assets 102
Note 17: Inventories 103
Note 18: Restricted bank deposits, cash and cash equivalents 103
Note 19: Financial instruments 104
Note 20: Share capital 110
Note 21: Post-employment benefits 112
Note 22: Asset retirement obligations 112
Note 23: Borrowings 114
Note 24: Trade payables and other payables 118
Note 25: Guarantees 119
Note 26: Investments in jointly owned assets 120
Note 27: Contingencies and commitments 120
Note 28: Related party transactions 121
Note 29: Subsequent events 121




## Notes continued

### > 19 Financial instruments continued

**On 31.12.2022**

| USD million | Level 1 | Level 2 |
|---|---|---|
| **Assets** | | |
| **Financial assets at fair value through profit or loss** | | |
| – Derivative instruments interest swap, ineffective part | – | 11.1 |
| **Financial assets at fair value hedging instruments** | | |
| – Derivative instruments interest swap | – | 44.6 |
| – Derivative instruments price hedge | – | 108.9 |
| **Total assets** | – | 164.6 |
| **Liabilities** | | |
| **Financial liabilities at fair value through profit or loss** | | |
| – Embedded derivatives convertible bond BNOR13 | – | – |
| – Embedded derivatives convertible bond BNOR15 | – | – |
| **Financial liabilities at fair value hedging instruments** | | |
| – Derivative instruments price hedge | – | 166.8 |
| **Total liabilities** | – | 166.8 |

### 19.2 Financial instruments by category

**On 31.12.23**

| USD million | Financial assets at amortised cost | Assets at fair value through profit or loss |
|---|---|---|
| **Assets** | | |
| Convertible loan CarbonCuts | **1.1** | – |
| Loan CarbonCuts | **2.6** | – |
| Derivative instruments interest swap | – | – |
| Derivative instruments price hedge | – | – |
| Trade receivables and other current assets | **88.7** | – |
| Restricted bank deposits | **214.0** | – |
| Cash and cash equivalents | **166.7** | – |
| **Total** | **473.1** | – |

Årsregnskap regnskapsåret 2023 for 987989297

## In this report


**1-52**

**53-71**

**72-154**

| | |
|---|---|
| Consolidated Statements | 73 |
| Consolidated Statement of Comprehensive Income | 73 |
| Consolidated Statement of Financial Position | 74 |
| Consolidated Statement of Changes in Equity | 76 |
| Consolidated Statement of Cash Flows | 77 |
| Notes | 78 |
| Statutory Accounts | 122 |
| Income Statement | 122 |
| Balance Sheet | 123 |
| Cash Flow | 125 |
| Notes | 126 |
| Independent Auditor's Report | 137 |
| Statement of Compliance | 140 |
| Alternative Performance Measures | 141 |
| Supplementary oil and gas information (unaudited) | 142 |
| Appendices | 143 |
| Information about BlueNord | 155 |


## Contents for Consolidated Statements


| | |
|---|---|
| Consolidated Statement of Comprehensive Income | 73 |
| Consolidated Statement of Financial Position | 74 |
| Consolidated Statement of Changes in Equity | 76 |
| Consolidated Statement of Cash Flows | 77 |
| Note 1: Summary of material accounting policies | 78 |
| Note 2: Financial risk management | 84 |
| Note 3: Critical accounting estimates and judgements | 87 |
| Note 4: Revenue | 88 |
| Note 5: Production expenses | 89 |
| Note 6: Exploration and evaluation expenses | 90 |
| Note 7: Personnel expenses | 90 |
| Note 8: Other operating expenses | 91 |
| Note 9: Intangible assets | 91 |
| Note 10: Restatement of borrowing cost | 92 |
| Note 11: Property, Plant and Equipment | 95 |
| Note 12: Impairments | 96 |
| Note 13: Financial income and expenses | 97 |
| Note 14: Tax | 97 |
| Note 15: Earnings per share | 102 |
| Note 16: Non-current receivables, trade receivables and other current assets | 102 |
| Note 17: Inventories | 103 |
| Note 18: Restricted bank deposits, cash and cash equivalents | 103 |
| Note 19: Financial instruments | 104 |
| Note 20: Share capital | 110 |
| Note 21: Post-employment benefits | 112 |
| Note 22: Asset retirement obligations | 112 |
| Note 23: Borrowings | 114 |
| Note 24: Trade payables and other payables | 118 |
| Note 25: Guarantees | 119 |
| Note 26: Investments in jointly owned assets | 120 |
| Note 27: Contingencies and commitments | 120 |
| Note 28: Related party transactions | 121 |
| Note 29: Subsequent events | 121 |




### > 19 Financial instruments continued

| USD million | Financial liabilities at amortised cost | Liabilities at fair value through profit or loss |
|---|---|---|
| **Liabilities** | | |
| Derivative instruments price hedge | – | – |
| Embedded derivatives convertible bond BNOR15[1] | – | 53.0 |
| Convertible bond loan | 201.7 | – |
| Senior unsecured bond loan | 169.1 | – |
| Reserve-based lending facility | 820.8 | – |
| Trade payables and other current liabilities | 125.3 | – |
| **Total** | 1,316.9 | 53.0 |

(1) For more information see section 18.1, 18.3 and note 2.3.

| On 31.12.2022 USD million | Financial assets at amortised cost | Assets at fair value through profit or loss |
|---|---|---|
| **Assets** | | |
| Convertible loan CarbonCuts | 0.2 | – |
| Loan CarbonCuts | 0.6 | – |
| Derivative instruments interest swap | – | – |
| Derivative instruments price hedge | – | – |
| Trade receivables and other current assets | 128.6 | – |
| Restricted bank deposits | 203.7 | – |
| Cash and cash equivalents | 268.4 | – |
| **Total** | 601.5 | – |

| USD million | Financial liabilities at amortised cost | Liabilities at fair value through profit or loss |
|---|---|---|
| **Liabilities** | | |
| Derivative instruments price hedge | – | – |
| Embedded derivatives convertible bond BNOR15 | – | 38.9 |
| Embedded derivatives convertible bond BNOR13 | – | 10.0 |
| Convertible bond loans | 188.7 | – |
| Senior unsecured bond loan | 166.9 | – |
| Reserve-based lending facility | 764.0 | – |
| Deferred consideration | 25.0 | – |
| Trade payables and other current liabilities | 115.6 | – |
| **Total** | 1,260.2 | 48.9 |



Årsregnskap regnskapsåret 2023 for 987989297

## In this report


**1-52**

**53-71**

**72-154**

| | |
|---|---|
| Consolidated Statements | 73 |
| Consolidated Statement of Comprehensive Income | 73 |
| Consolidated Statement of Financial Position | 74 |
| Consolidated Statement of Changes in Equity | 76 |
| Consolidated Statement of Cash Flows | 77 |
| Notes | 78 |
| Statutory Accounts | 122 |
| Income Statement | 122 |
| Balance Sheet | 123 |
| Cash Flow | 125 |
| Notes | 126 |
| Independent Auditor's Report | 137 |
| Statement of Compliance | 140 |
| Alternative Performance Measures | 141 |
| Supplementary oil and gas information (unaudited) | 142 |
| Appendices | 143 |
| Information about BlueNord | 155 |


## Contents for Consolidated Statements


| | |
|---|---|
| Consolidated Statement of Comprehensive Income | 73 |
| Consolidated Statement of Financial Position | 74 |
| Consolidated Statement of Changes in Equity | 76 |
| Consolidated Statement of Cash Flows | 77 |
| Note 1: Summary of material accounting policies | 78 |
| Note 2: Financial risk management | 84 |
| Note 3: Critical accounting estimates and judgements | 87 |
| Note 4: Revenue | 88 |
| Note 5: Production expenses | 89 |
| Note 6: Exploration and evaluation expenses | 90 |
| Note 7: Personnel expenses | 90 |
| Note 8: Other operating expenses | 91 |
| Note 9: Intangible assets | 91 |
| Note 10: Restatement of borrowing cost | 92 |
| Note 11: Property, Plant and Equipment | 95 |
| Note 12: Impairments | 96 |
| Note 13: Financial income and expenses | 97 |
| Note 14: Tax | 97 |
| Note 15: Earnings per share | 102 |
| Note 16: Non-current receivables, trade receivables and other current assets | 102 |
| Note 17: Inventories | 103 |
| Note 18: Restricted bank deposits, cash and cash equivalents | 103 |
| Note 19: Financial instruments | 104 |
| Note 20: Share capital | 110 |
| Note 21: Post-employment benefits | 112 |
| Note 22: Asset retirement obligations | 112 |
| Note 23: Borrowings | 114 |
| Note 24: Trade payables and other payables | 118 |
| Note 25: Guarantees | 119 |
| Note 26: Investments in jointly owned assets | 120 |
| Note 27: Contingencies and commitments | 120 |
| Note 28: Related party transactions | 121 |
| Note 29: Subsequent events | 121 |




## Notes continued

### > 19 Financial instruments continued

### 19.3 Financial instruments – fair values

Set out below is a comparison of the carrying amounts and fair value of financial instruments on 31 December 2023:

| USD million | Total amount outstanding[1] |
|---|---|
| **Financial assets** | |
| Convertible loan CarbonCuts | |
| Loan CarbonCuts | |
| Derivative instruments interest swap | |
| Derivative instruments price hedge | |
| Trade receivables and other current assets | |
| Restricted bank deposits | |
| Cash and cash equivalents | |
| **Total** | |
| **Financial liabilities** | |
| Derivative instruments price hedge | |
| Embedded derivative convertible bond BNOR15[2] | 228.4 |
| Convertible bond loan | 175.0 |
| Senior unsecured bond loan | 850.0 |
| Reserve-based lending facility | |
| Trade payables and other current liabilities | |
| **Total** | 253.4 |

(1) Total amount outstanding on the bonds and under the RBL facility.
(2) For more information see section 19.1, 19.2 and note 2.3.

The RBL facility is measured at amortised cost. Transaction costs are deducted from the amount initially recognised and are expens
which the debt is outstanding under the EIR method. The capital outstanding is USD 850 million on 31 December 2023.

The senior unsecured bond loan is measured at amortised cost; a total of USD 7.6 million in transaction costs are deducted from the

Årsregnskap regnskapsåret 2023 for 987989297

Årsregnskap regnskapsåret 2023 for 987989297

In this report


1-52

53-71

72-154

| | |
|---|---|
| Consolidated Statements | 73 |
| Consolidated Statement of Comprehensive Income | 73 |
| Consolidated Statement of Financial Position | 74 |
| Consolidated Statement of Changes in Equity | 76 |
| Consolidated Statement of Cash Flows | 77 |
| Notes | 78 |
| Statutory Accounts | 122 |
| Income Statement | 122 |
| Balance Sheet | 123 |
| Cash Flow | 125 |
| Notes | 126 |
| Independent Auditor's Report | 137 |
| Statement of Compliance | 140 |
| Alternative Performance Measures | 141 |
| Supplementary oil and gas information (unaudited) | 142 |
| Appendices | 143 |
| Information about BlueNord | 155 |


## Contents for Consolidated Statements


| | |
|---|---|
| Consolidated Statement of Comprehensive Income | 73 |
| Consolidated Statement of Financial Position | 74 |
| Consolidated Statement of Changes in Equity | 76 |
| Consolidated Statement of Cash Flows | 77 |
| Note 1: Summary of material accounting policies | 78 |
| Note 2: Financial risk management | 84 |
| Note 3: Critical accounting estimates and judgements | 87 |
| Note 4: Revenue | 88 |
| Note 5: Production expenses | 89 |
| Note 6: Exploration and evaluation expenses | 90 |
| Note 7: Personnel expenses | 90 |
| Note 8: Other operating expenses | 91 |
| Note 9: Intangible assets | 91 |
| Note 10: Restatement of borrowing cost | 92 |
| Note 11: Property, Plant and Equipment | 95 |
| Note 12: Impairments | 96 |
| Note 13: Financial income and expenses | 97 |
| Note 14: Tax | 97 |
| Note 15: Earnings per share | 102 |
| Note 16: Non-current receivables, trade receivables and other current assets | 102 |
| Note 17: Inventories | 103 |
| Note 18: Restricted bank deposits, cash and cash equivalents | 103 |
| Note 19: Financial instruments | 104 |
| Note 20: Share capital | 110 |
| Note 21: Post-employment benefits | 112 |
| Note 22: Asset retirement obligations | 112 |
| Note 23: Borrowings | 114 |
| Note 24: Trade payables and other payables | 118 |
| Note 25: Guarantees | 119 |
| Note 26: Investments in jointly owned assets | 120 |
| Note 27: Contingencies and commitments | 120 |
| Note 28: Related party transactions | 121 |
| Note 29: Subsequent events | 121 |




## Notes continued

### > 19 Financial instruments continued

The BNOR15 instrument has been determined to contain embedded derivatives which are accounted for separately as derivatives element subsequent to initial recognition is measured at amortised cost and transaction costs are included in the amortised cost. Th valued on an option valuation basis; the carrying value as on 31 December 2023 was USD 53.0 million. The assumptions in establish 31 December 2023 are shown below.

The following tables list the inputs to the model used to calculate the fair value of the embedded derivatives:

| BNOR15 |
|---|
| Valuation date |
| Agreement execution date |
| Par value of bonds |
| Reference share price at time of agreement |
| Share price at 31.12.2023 |
| Fair value at grant date |
| Fair value at 31.12.2023 |
| PIK interest rate |
| Expected remaining life |
| Number of options |
| Conversion price |
| Fixed FX rate of agreement |
| Risk-free rate (based on government bonds) |
| Expected volatility |
| Model used |

### 19.4 Hedging

The Group actively seeks to reduce the market-related risks it is exposed to, including (i) commodity prices, (ii) market-linked floating exchange rates.

The Company has a rolling hedge requirement under its RBL facility based on a minimum level of production corresponding to the F requirement is for the following volumes and time periods: (i) Year 1: 50% of oil volume and 20% of gas volume, or 50% of oil equivale percent oil volume; and (iii) Year 3: 10 percent oil volume. The Company's hedges are compliant with this requirement. Currently all th price hedging arrangements are forward contracts.

The Company has entered a USD 1.0 billion swap transaction with a Group of banks to fix the Company's floating interest rate expos 1 November 2021 until 30 June 2024. From 1 January until 30 June 2024 the swap transaction is USD 900 million. As a result, the Co RBL cash drawings equal to 0.4041 percent plus the applicable margin (4.5% from February 2023) until expiry of the hedge contrac

As a result of the agreement to acquire Shell Olie- og Gasudvinding Danmark B.V. on 31 July 2019, BlueNord had a liquid volume pro that, from signing of the Sale and Purchase Agreement ('SPA') until the end of 2020 (the 'Protection Period'), provided a monthly liqui levels above the Company's internal forecasts. For the period 2021 to 2023 (the 'Recovery Period'), a payment to Shell could have b production exceeded the pre-agreed level. The production level at which any recovery payment would be made to Shell has consis production and therefore the Company does not have any payments due from this agreement as of 31 December 2023.

In this report

1-52

53-71

72-154

Consolidated Statements 73
Consolidated Statement of Comprehensive Income 73
Consolidated Statement of Financial Position 74
Consolidated Statement of Changes in Equity 76
Consolidated Statement of Cash Flows 77
Notes 78
Statutory Accounts 122
Income Statement 122
Balance Sheet 123
Cash Flow 125
Notes 126
Independent Auditor's Report 137
Statement of Compliance 140
Alternative Performance Measures 141
Supplementary oil and gas information (unaudited) 142
Appendices 143
Information about BlueNord 155

## Contents for Consolidated Statements

Consolidated Statement of Comprehensive Income 73
Consolidated Statement of Financial Position 74
Consolidated Statement of Changes in Equity 76
Consolidated Statement of Cash Flows 77
Note 1: Summary of material accounting policies 78
Note 2: Financial risk management 84
Note 3: Critical accounting estimates and judgements 87
Note 4: Revenue 88
Note 5: Production expenses 89
Note 6: Exploration and evaluation expenses 90
Note 7: Personnel expenses 90
Note 8: Other operating expenses 91
Note 9: Intangible assets 91
Note 10: Restatement of borrowing cost 92
Note 11: Property, Plant and Equipment 95
Note 12: Impairments 96
Note 13: Financial income and expenses 97
Note 14: Tax 97
Note 15: Earnings per share 102
Note 16: Non-current receivables, trade receivables and other current assets 102
Note 17: Inventories 103
Note 18: Restricted bank deposits, cash and cash equivalents 103
Note 19: Financial instruments 104
Note 20: Share capital 110
Note 21: Post-employment benefits 112
Note 22: Asset retirement obligations 112
Note 23: Borrowings 114
Note 24: Trade payables and other payables 118
Note 25: Guarantees 119
Note 26: Investments in jointly owned assets 120
Note 27: Contingencies and commitments 120
Note 28: Related party transactions 121
Note 29: Subsequent events 121



## Notes continued

### > 19 Financial instruments continued

During Q1 and Q3 2023 the Company entered foreign exchange hedges to secure fixed US dollar to Danish kroner exchange rates in relation to taxes, VAT and cash calls related to the Company's forecast cash flows.

Hedge accounting is applied to all the Company's hedging arrangements. To the extent more than 100 percent of the market-relate above 100 percent is considered ineffective, and the value adjustment is treated as a financial item in the Income Statement. In 2023 Company's arrangements in relation to commodity prices were effective; the minor part that exceeded the physical sale of oil was re part of the foreign exchange hedge was considered ineffective. However, the Company's interest rate hedge above the drawn amou million, on 31 December 2023 was considered ineffective and the value adjustment is treated as a financial item in the Income Stater commodity hedging arrangements is considered insignificant and generally the valuation of the instruments do not take into consid

| | Maturity | | | |
|---|---|---|---|---|
| As at 31.12.2023 | Less than 1 month | 1 to 3 months | 3 to 6 months | 6 to 9 months |
| **Commodity forward sales contracts oil:** | | | | |
| Notional quantity (in mbbl) | – | 900.0 | 900.0 | 882.0 |
| Notional amount (in USD million) | – | 55.2 | 55.2 | 63.3 |
| Average hedged sales price (in USD/bbl) | – | 61.3 | 61.3 | 71.7 |
| **Commodity forward sales contracts gas:** | | | | |
| Notional quantity (in mMWh) | – | 420.0 | 285.0 | 285.0 |
| Notional amount (in EUR million) | – | 41.8 | 14.6 | 14.6 |
| Average hedged sales price (in EUR/MWh) | – | 99.4 | 51.3 | 51.3 |

### Hedge reserve movement

The table below shows the movement in the hedge reserve from changes in the cash flow hedges.

| USD Million |
|---|
| **Balance as of 01.01.2022** |
| Realised cash flow hedge on revenue |
| Realised cash flow hedge on financial items |
| Related tax – realised cash flow hedge |
| Changes in fair value cash flow hedge |
| Related tax – changes in fair value cash flow hedge |
| **Balance as of 31.12.2022** |
| Realised cash flow hedge on revenue |
| Realised cash flow hedge on financial items |
| Related tax – realised cash flow hedge |
| Changes in fair value cash flow hedge |
| Related tax – changes in fair value cash flow hedge |
| **Balance as of 31.12.2023** |

Årsregnskap regnskapsåret 2023 for 987989297

In this report

1-52

53-71

72-154

Consolidated Statements 73
Consolidated Statement of Comprehensive Income 73
Consolidated Statement of Financial Position 74
Consolidated Statement of Changes in Equity 76
Consolidated Statement of Cash Flows 77
Notes 78
Statutory Accounts 122
Income Statement 122
Balance Sheet 123
Cash Flow 125
Notes 126
Independent Auditor's Report 137
Statement of Compliance 140
Alternative Performance Measures 141
Supplementary oil and gas information (unaudited) 142
Appendices 143
Information about BlueNord 155

## Contents for Consolidated Statements

Consolidated Statement of Comprehensive Income 73
Consolidated Statement of Financial Position 74
Consolidated Statement of Changes in Equity 76
Consolidated Statement of Cash Flows 77
Note 1: Summary of material accounting policies 78
Note 2: Financial risk management 84
Note 3: Critical accounting estimates and judgements 87
Note 4: Revenue 88
Note 5: Production expenses 89
Note 6: Exploration and evaluation expenses 90
Note 7: Personnel expenses 90
Note 8: Other operating expenses 91
Note 9: Intangible assets 91
Note 10: Restatement of borrowing cost 92
Note 11: Property, Plant and Equipment 95
Note 12: Impairments 96
Note 13: Financial income and expenses 97
Note 14: Tax 97
Note 15: Earnings per share 102
Note 16: Non-current receivables, trade receivables and other current assets 102
Note 17: Inventories 103
Note 18: Restricted bank deposits, cash and cash equivalents 103
Note 19: Financial instruments 104
Note 20: Share capital 110
Note 21: Post-employment benefits 112
Note 22: Asset retirement obligations 112
Note 23: Borrowings 114
Note 24: Trade payables and other payables 118
Note 25: Guarantees 119
Note 26: Investments in jointly owned assets 120
Note 27: Contingencies and commitments 120
Note 28: Related party transactions 121
Note 29: Subsequent events 121



## Notes continued

### > 20 Share capital

BlueNord owns 100.521 of its own shares. All shares have equal rights. All shares are fully paid.

**Changes in number of shares and share capital:**

| | |
|---|---|
| Number of shares and share capital as of 01 January 2022 | |
| Issue of shares | |
| Capital reduction, approved and registered | |
| **Number of shares and share capital as of 31 December 2022** | |
| Issue of shares | |
| **Number of shares and share capital as of 31 December 2023** | 2 |

| | |
|---|---|
| Number of treasury shares and treasury share reserve as of 01 January 2022 | |
| Sale of treasury shares | |
| **Number of treasury shares and treasury share reserve as of 31 December 2022** | |
| Sale of treasury shares | |
| **Number of treasury shares and treasury share reserve as of 31 December 2023** | |

* In USD million.

**Changes in 2023**

The Company received conversion notice from bondholders holding BNOR13 and BNOR15 bonds for total principal amount of USD
pursuant to the bond terms are convertible into 497,425 new shares in the Company. The BNOR13 conversion in Januar had a con
the following conversions had a conversion price of USD 51.4307 according to the new bond terms. Following such conversions, the
with NOK 268.5/USD 32.7 thousands.

The Company sold 36,641 of its own shares during the year, of which 23,641 shares was related to first award of the LTI programme.
date was 475 NOK/share. In addition, 13.000 shares were sold to cover exercise of options held by former employees at strike price

Årsregnskap regnskapsåret 2023 for 987989297

## In this report


**1-52**

**53-71**

**72-154**

| | |
|---|---|
| Consolidated Statements | 73 |
| Consolidated Statement of Comprehensive Income | 73 |
| Consolidated Statement of Financial Position | 74 |
| Consolidated Statement of Changes in Equity | 76 |
| Consolidated Statement of Cash Flows | 77 |
| Notes | 78 |
| Statutory Accounts | 122 |
| Income Statement | 122 |
| Balance Sheet | 123 |
| Cash Flow | 125 |
| Notes | 126 |
| Independent Auditor's Report | 137 |
| Statement of Compliance | 140 |
| Alternative Performance Measures | 141 |
| Supplementary oil and gas information (unaudited) | 142 |
| Appendices | 143 |
| Information about BlueNord | 155 |


## Contents for Consolidated Statements


| | |
|---|---|
| Consolidated Statement of Comprehensive Income | 73 |
| Consolidated Statement of Financial Position | 74 |
| Consolidated Statement of Changes in Equity | 76 |
| Consolidated Statement of Cash Flows | 77 |
| Note 1: Summary of material accounting policies | 78 |
| Note 2: Financial risk management | 84 |
| Note 3: Critical accounting estimates and judgements | 87 |
| Note 4: Revenue | 88 |
| Note 5: Production expenses | 89 |
| Note 6: Exploration and evaluation expenses | 90 |
| Note 7: Personnel expenses | 90 |
| Note 8: Other operating expenses | 91 |
| Note 9: Intangible assets | 91 |
| Note 10: Restatement of borrowing cost | 92 |
| Note 11: Property, Plant and Equipment | 95 |
| Note 12: Impairments | 96 |
| Note 13: Financial income and expenses | 97 |
| Note 14: Tax | 97 |
| Note 15: Earnings per share | 102 |
| Note 16: Non-current receivables, trade receivables and other current assets | 102 |
| Note 17: Inventories | 103 |
| Note 18: Restricted bank deposits, cash and cash equivalents | 103 |
| Note 19: Financial instruments | 104 |
| Note 20: Share capital | 110 |
| Note 21: Post-employment benefits | 112 |
| Note 22: Asset retirement obligations | 112 |
| Note 23: Borrowings | 114 |
| Note 24: Trade payables and other payables | 118 |
| Note 25: Guarantees | 119 |
| Note 26: Investments in jointly owned assets | 120 |
| Note 27: Contingencies and commitments | 120 |
| Note 28: Related party transactions | 121 |
| Note 29: Subsequent events | 121 |




### > 20 Share capital continued

**Changes in 2022**

The Company received conversion notice from bondholders holding NOR13 Bonds for total principal amount of USD 33.6 million, w
term was convertible into 1,159,411 new shares in the Company at a conversion price of USD 28.9734. Following such conversions, th
with NOK 11.6/USD 1.4 million.

The share capital was reduced with NOK 243.2/USD 29.3 million by reducing the nominal value of the shares. The reduction amour
premium fund. The share capital reduction was registered in the Norwegian Registry of Business Enterprises on 28 December 202
reduction, the Company's share capital was NOK 13.9/USD 1.7 million divided on 25,708,424 shares, each with a nominal value of N

The Company sold 300,999 of its own shares in relation to exercise of options held by former Director of the Board and former mem

**Overview of shareholders at 02 April 2024:**

| Shareholder* | Shareholding |
|---|---|
| Euroclear Bank S.A./N.V. | 6,815,172 |
| Goldman Sachs International | 5,096,153 |
| Barclays Bank PLC | 2,105,007 |
| SOBER AS | 1,850,000 |
| J.P. Morgan Securities LLC | 1,[illegible]9,883 |
| The Bank of New York Mellon SA/NV | [illegible]49,183 |
| BNP Paribas | [illegible]21,520 |
| CLEARSTREAM BANKING S.A. | [illegible]09,620 |
| Citibank, N.A. | [illegible]99,653 |
| State Street Bank and Trust Comp | [illegible]94,195 |
| Sbakkejord AS | [illegible]25,500 |
| FINSNES INVEST AS | [illegible]13,000 |
| SOSYFR INVEST AS | [illegible]08,070 |
| HANASAND | [illegible]63,150 |
| ALTO HOLDING AS | [illegible]38,300 |
| VELDE HOLDING AS | [illegible]30,000 |
| Morgan Stanley & Co. Int. Plc. | [illegible]10,055 |
| JPMorgan Chase Bank, N.A., London | [illegible]00,872 |
| OUSDAL AS | [illegible]00,000 |
| SONGA CAPITAL AS | [illegible]85,735 |
| **Total** | **22,9[illegible]5,068** |
| Other owners (ownership <0.67%) | [illegible]30,781 |
| **Total number of shares at 02 April 2024** | **26,2[illegible]5,849** |

* Nominee holder.



Årsregnskap regnskapsåret 2024 for 987989297

In this report

1-52

53-71

72-154

Consolidated Statements 73
Consolidated Statement of Comprehensive Income 73
Consolidated Statement of Financial Position 74
Consolidated Statement of Changes in Equity 76
Consolidated Statement of Cash Flows 77
Notes 78
Statutory Accounts 122
Income Statement 122
Balance Sheet 123
Cash Flow 125
Notes 126
Independent Auditor's Report 137
Statement of Compliance 140
Alternative Performance Measures 141
Supplementary oil and gas information (unaudited) 142
Appendices 143
Information about BlueNord 155

## Contents for Consolidated Statements

Consolidated Statement of Comprehensive Income 73
Consolidated Statement of Financial Position 74
Consolidated Statement of Changes in Equity 76
Consolidated Statement of Cash Flows 77
Note 1: Summary of material accounting policies 78
Note 2: Financial risk management 84
Note 3: Critical accounting estimates and judgements 87
Note 4: Revenue 88
Note 5: Production expenses 89
Note 6: Exploration and evaluation expenses 90
Note 7: Personnel expenses 90
Note 8: Other operating expenses 91
Note 9: Intangible assets 91
Note 10: Restatement of borrowing cost 92
Note 11: Property, Plant and Equipment 95
Note 12: Impairments 96
Note 13: Financial income and expenses 97
Note 14: Tax 97
Note 15: Earnings per share 102
Note 16: Non-current receivables, trade receivables and other current assets 102
Note 17: Inventories 103
Note 18: Restricted bank deposits, cash and cash equivalents 103
Note 19: Financial instruments 104
Note 20: Share capital 110
Note 21: Post-employment benefits 112
Note 22: Asset retirement obligations 112
Note 23: Borrowings 114
Note 24: Trade payables and other payables 118
Note 25: Guarantees 119
Note 26: Investments in jointly owned assets 120
Note 27: Contingencies and commitments 120
Note 28: Related party transactions 121
Note 29: Subsequent events 121



## Notes continued

### > 21 Post-employment benefits

**Defined contribution plan**

The Group has defined contribution plans for its employees. Pension costs related to the Company's defined contribution plan amou
2023. For 2022, the corresponding costs were USD 512.9 thousand.

The Norwegian companies are obliged to have occupational pension in accordance with the Norwegian act related to mandatory c
Norwegian companies meet the Norwegian requirements for mandatory occupational pension ('obligatorisk tjenestepensjon'). Co
Denmark and United Kingdom comply with the requirement for mandatory occupational pension by local legislation.

### > 22 Asset retirement obligations

| USD million | |
|---|---|
| Balance on 01.01. | |
| Provisions and change of estimates made during the year | |
| Accretion expense | |
| Incurred cost removal | |
| Currency translation adjustment | |
| **Total provision made for asset retirement obligations** | |
| **Breakdown of short-term and long-term asset retirement obligations** | |
| Short-term | |
| Long-term | |
| **Total provision for asset retirement obligations** | |

Estimates are based on executing a concept for abandonment in accordance with the Petroleum Activities Act and international reg
obligations are measured at net present value, assuming an inflation rate of 2.0 percent and a nominal discount rate befo tax of 5.5
included in the discount rate is 2.9 percent.

The change in estimate during the year includes an increase of USD 24 million due to change in expected timing of closes of produc
and a change to cost estimates of USD 9 million mainly in relation to Dan. Further, the asset retirement estimate from the operator inc
Danish kroner costs and as a result there is an increase of USD 16 million due to the strengthening of Danish kroner to US dollar. The
Cecilie licence partners increased by USD 3 million due to currency adjustment. Most of the removal activities are expected to be ex
future. This makes the ultimate asset retirement costs and timing highly uncertain. Costs and timing can be affected by changes in re
estimated reserves, economic cut-off date, etc. The provision at the reporting date represents management's best estimate of the p
asset retirement costs required.

As part of the overall restructuring in 2015, an agreement was reached that entails that the partners took over BlueNord's share of th
however BlueNord remains liable for the asset retirement obligation towards the licence partners. The liability related to Nini/Cecilie
amount, which is currently USD 64.3 million/DKK 433.6 million.

The balance as per 31 December 2023 is USD 981.4 million for DUC, USD 64.3 million for Nini/Cecilie, USD 1.5 million for Julita (non-
USD 1.9 million for Tyra F-3 pipeline.

Årsregnskap regnskapsåret 2023 for 987989297

## In this report


**1-52**

**53-71**

**72-154**

| | |
|---|---|
| Consolidated Statements | 73 |
| Consolidated Statement of Comprehensive Income | 73 |
| Consolidated Statement of Financial Position | 74 |
| Consolidated Statement of Changes in Equity | 76 |
| Consolidated Statement of Cash Flows | 77 |
| Notes | 78 |
| Statutory Accounts | 122 |
| Income Statement | 122 |
| Balance Sheet | 123 |
| Cash Flow | 125 |
| Notes | 126 |
| Independent Auditor's Report | 137 |
| Statement of Compliance | 140 |
| Alternative Performance Measures | 141 |
| Supplementary oil and gas information (unaudited) | 142 |
| Appendices | 143 |
| Information about BlueNord | 155 |


## Contents for Consolidated Statements


| | |
|---|---|
| Consolidated Statement of Comprehensive Income | 73 |
| Consolidated Statement of Financial Position | 74 |
| Consolidated Statement of Changes in Equity | 76 |
| Consolidated Statement of Cash Flows | 77 |
| Note 1: Summary of material accounting policies | 78 |
| Note 2: Financial risk management | 84 |
| Note 3: Critical accounting estimates and judgements | 87 |
| Note 4: Revenue | 88 |
| Note 5: Production expenses | 89 |
| Note 6: Exploration and evaluation expenses | 90 |
| Note 7: Personnel expenses | 90 |
| Note 8: Other operating expenses | 91 |
| Note 9: Intangible assets | 91 |
| Note 10: Restatement of borrowing cost | 92 |
| Note 11: Property, Plant and Equipment | 95 |
| Note 12: Impairments | 96 |
| Note 13: Financial income and expenses | 97 |
| Note 14: Tax | 97 |
| Note 15: Earnings per share | 102 |
| Note 16: Non-current receivables, trade receivables and other current assets | 102 |
| Note 17: Inventories | 103 |
| Note 18: Restricted bank deposits, cash and cash equivalents | 103 |
| Note 19: Financial instruments | 104 |
| Note 20: Share capital | 110 |
| Note 21: Post-employment benefits | 112 |
| Note 22: Asset retirement obligations | 112 |
| Note 23: Borrowings | 114 |
| Note 24: Trade payables and other payables | 118 |
| Note 25: Guarantees | 119 |
| Note 26: Investments in jointly owned assets | 120 |
| Note 27: Contingencies and commitments | 120 |
| Note 28: Related party transactions | 121 |
| Note 29: Subsequent events | 121 |




## Notes continued

### > 22 Asset retirement obligations continued

**Sensitivity analysis**

The table below shows how the asset retirement obligation excluding Nini/Cecilie would be affected by changes in the various assu
remaining assumptions are constant.

| Sensitivity |
|---|
| Abandonment Cost Estimate |
| Abandonment Cost Estimate increase +40.0% |
| Abandonment Cost Estimate increase +10.0% |
| Abandonment Cost Estimate decrease -10.0% |
| Abandonment Cost Estimate decrease -30.0% |
| Discount rate +1.0% |
| Discount rate -1.0% |
| Inflation rate +1.0% |
| Inflation rate -1.0% |

## In this report


**1-52**

**53-71**

**72-154**

| | |
|---|---|
| Consolidated Statements | 73 |
| Consolidated Statement of Comprehensive Income | 73 |
| Consolidated Statement of Financial Position | 74 |
| Consolidated Statement of Changes in Equity | 76 |
| Consolidated Statement of Cash Flows | 77 |
| Notes | 78 |
| Statutory Accounts | 122 |
| Income Statement | 122 |
| Balance Sheet | 123 |
| Cash Flow | 125 |
| Notes | 126 |
| Independent Auditor's Report | 137 |
| Statement of Compliance | 140 |
| Alternative Performance Measures | 141 |
| Supplementary oil and gas information (unaudited) | 142 |
| Appendices | 143 |
| Information about BlueNord | 155 |


## Contents for Consolidated Statements


| | |
|---|---|
| Consolidated Statement of Comprehensive Income | 73 |
| Consolidated Statement of Financial Position | 74 |
| Consolidated Statement of Changes in Equity | 76 |
| Consolidated Statement of Cash Flows | 77 |
| Note 1: Summary of material accounting policies | 78 |
| Note 2: Financial risk management | 84 |
| Note 3: Critical accounting estimates and judgements | 87 |
| Note 4: Revenue | 88 |
| Note 5: Production expenses | 89 |
| Note 6: Exploration and evaluation expenses | 90 |
| Note 7: Personnel expenses | 90 |
| Note 8: Other operating expenses | 91 |
| Note 9: Intangible assets | 91 |
| Note 10: Restatement of borrowing cost | 92 |
| Note 11: Property, Plant and Equipment | 95 |
| Note 12: Impairments | 96 |
| Note 13: Financial income and expenses | 97 |
| Note 14: Tax | 97 |
| Note 15: Earnings per share | 102 |
| Note 16: Non-current receivables, trade receivables and other current assets | 102 |
| Note 17: Inventories | 103 |
| Note 18: Restricted bank deposits, cash and cash equivalents | 103 |
| Note 19: Financial instruments | 104 |
| Note 20: Share capital | 110 |
| Note 21: Post-employment benefits | 112 |
| Note 22: Asset retirement obligations | 112 |
| Note 23: Borrowings | 114 |
| Note 24: Trade payables and other payables | 118 |
| Note 25: Guarantees | 119 |
| Note 26: Investments in jointly owned assets | 120 |
| Note 27: Contingencies and commitments | 120 |
| Note 28: Related party transactions | 121 |
| Note 29: Subsequent events | 121 |




## Notes continued

### > 23 Borrowings

### 23.1 Summary of borrowings

| USD million | 31.12.2023 Principal amount | Book value |
|---|---|---|
| BNOR13 Convertible Bond[1] | – | – |
| BNOR15 Convertible Bond[2] | 228.4 | 201.7 |
| BNOR14 Senior Unsecured Bond[3] | 175.0 | 169.1 |
| **Total non-current bonds** | **403.4** | **370.8** |
| Reserve-based lending facility[4] | 725.0 | 695.8 |
| **Total non-current debt** | **725.0** | **695.8** |
| Reserve-based lending facility[4] | 125.0 | 125.0 |
| Deferred Consideration[5] | – | – |
| **Total current debt** | **125.0** | **125.0** |
| **Total borrowings** | **1,253.4** | **1,191.6** |

Note: Book values reported on the basis of amortised cost for BNOR14, the RBL facility and the convertible bond loan element of BNOR13 and BNOR15.

(1) The Company issued a convertible bond loan of USD 158 million in 2019 where the lender was granted a right to convert the loan into new shares in the Company by way of Company. The loan carries an interest of 8 percent p.a. on a PIK basis, with an alternative option to pay cash interest at 6 percent p.a., payable semi-annually in December convertible loan was transferred into the new convertible instrument, BNOR15 and, of the remaining USD 13.8 million outstanding on 31 December 2022, USD 14.2 million w 2023, which includes conversion of USD 0.5 million in accumulated interests. The remaining BNOR13 bond was then subject to the amendments as proposed by the Com thousand compensation bonds were issued on 26 January. The amendment to BNOR13 terms aligns the terms of the remaining bond with that of the BNOR15 bond. In De converted into equity and so the outstanding value of BNOR13 is USD 63 as per 31 December 2023. Given the insignificant amount outstanding on BNOR13, this has been

(2) The Company issued a convertible bond loan of USD 207.6 million in December 2022, with a five-year tenor and a conversion to equity or cash settlement after three years (31 a transfer from BNOR13 of USD 151.4 million plus additional compensation bonds of USD 56.2 million. In the same way as BNOR13, the lender was granted a right to convert the way of set-off against the claim on the Company. The loan carries an interest of 8 percent p.a. on a PIK basis, with an alternative option to pay cash interest at 6 percent p.a., pay USD 51.4307 per share. In Q1 2023, USD 0.1 million was converted into equity. For more information on the bond terms see **www.bluenord.com/debt**.

(3) The Company issued a senior unsecured bond of USD 175 million in 2019, due in June 2026. The bond carries an interest of 9 percent p.a., payable semi-annual In July 2021, the addition of further headroom under the Leverage Ratio covenant through to the end of 2023 was resolved and approved by the Company's BNOR14 bond holders. Based Leverage Ratio has been amended to 7.0x (from 5.0x) ending Q2 2023, 6.0x (from 3.0x) during Q3 2023 and 5.0x (from 3.0x) during Q4 2023. From Q1 2024 onwards, the max per the original bond terms. In addition to the change in maximum permitted leverage, BlueNord's minimum bank deposits threshold has increased to USD 75 million until the e Q2 2023 and USD 25 million during Q3 and Q4 2023). Both the leverage covenant and minimum liquidity threshold have been satisfied as at end of 2023. Leverage is 2.18x (aga

(4) The Company entered into an increased RBL facility in Q2 2021. The facility has a seven-year tenor with a maximum limit of USD 1.1 billion, with a maximum of USD 1.0 billion ava Company. Interest is accrued on the drawn amount with an interest rate comprising the aggregate of SOFR and 4 percent per annum, 4.5 percent per annum from February 20 31 December is USD 850 million.

(5) In accordance with the Sales Purchase Agreement USD 25 million of the consideration was paid in March 2023. Included in Trade payables and other current liabilities, see not

Årsregnskap regnskapsåret 2023 for 987989297

## In this report


**1-52**

**53-71**

**72-154**

| | |
|---|---|
| Consolidated Statements | 73 |
| Consolidated Statement of Comprehensive Income | 73 |
| Consolidated Statement of Financial Position | 74 |
| Consolidated Statement of Changes in Equity | 76 |
| Consolidated Statement of Cash Flows | 77 |
| Notes | 78 |
| Statutory Accounts | 122 |
| Income Statement | 122 |
| Balance Sheet | 123 |
| Cash Flow | 125 |
| Notes | 126 |
| Independent Auditor's Report | 137 |
| Statement of Compliance | 140 |
| Alternative Performance Measures | 141 |
| Supplementary oil and gas information (unaudited) | 142 |
| Appendices | 143 |
| Information about BlueNord | 155 |


## Contents for Consolidated Statements


| | |
|---|---|
| Consolidated Statement of Comprehensive Income | 73 |
| Consolidated Statement of Financial Position | 74 |
| Consolidated Statement of Changes in Equity | 76 |
| Consolidated Statement of Cash Flows | 77 |
| Note 1: Summary of material accounting policies | 78 |
| Note 2: Financial risk management | 84 |
| Note 3: Critical accounting estimates and judgements | 87 |
| Note 4: Revenue | 88 |
| Note 5: Production expenses | 89 |
| Note 6: Exploration and evaluation expenses | 90 |
| Note 7: Personnel expenses | 90 |
| Note 8: Other operating expenses | 91 |
| Note 9: Intangible assets | 91 |
| Note 10: Restatement of borrowing cost | 92 |
| Note 11: Property, Plant and Equipment | 95 |
| Note 12: Impairments | 96 |
| Note 13: Financial income and expenses | 97 |
| Note 14: Tax | 97 |
| Note 15: Earnings per share | 102 |
| Note 16: Non-current receivables, trade receivables and other current assets | 102 |
| Note 17: Inventories | 103 |
| Note 18: Restricted bank deposits, cash and cash equivalents | 103 |
| Note 19: Financial instruments | 104 |
| Note 20: Share capital | 110 |
| Note 21: Post-employment benefits | 112 |
| Note 22: Asset retirement obligations | 112 |
| Note 23: Borrowings | 114 |
| Note 24: Trade payables and other payables | 118 |
| Note 25: Guarantees | 119 |
| Note 26: Investments in jointly owned assets | 120 |
| Note 27: Contingencies and commitments | 120 |
| Note 28: Related party transactions | 121 |
| Note 29: Subsequent events | 121 |




### > 23 Borrowings continued

| Movements in interest-bearing liabilities | 31.12.22 | Cash flows: Receipts/ payments | Cash flows: Interest and financing cost | Conversion to shares | Non-cash: Move from LT to ST |
|---|---|---|---|---|---|
| BNOR13 Convertible Bond | 13.1 | – | – | (13.2) | – |
| BNOR15 Convertible Bond | 175.7 | – | – | (0.1) | – |
| BNOR14 Senior Unsecured Bond | 166.9 | – | (15.8) | – | – |
| Reserve-based lending facility[1] | 764.0 | 50.0 | (37.9) | – | (125.0) |
| **Total movement non-current interest-bearing liabilities** | 1,119.6 | 50.0 | (53.6) | (13.3) | (125.0) |
| Reserve-based lending facility | – | – | – | – | 125.0 |
| Deferred Consideration[2] | 25.0 | (25.0) | – | – | – |
| **Total movement current interest-bearing liabilities** | 25.0 | (25.0) | – | – | 125.0 |
| **Total movement in interest-bearing liabilities** | 1,144.6 | 25.0 | (53.6) | (13.3) | – |

(1) The cash outflow from interest and financing cost of USD 37.9 million and the change in amortisation of USD 44.6 million on the reserve-based lending facility is net of realised g
(2) Classified as investing activity in the Cash Flow as it is related to the acquisition in 2019.

| Movements in interest-bearing liabilities | 31.12.21 | Cash flows: Receipts/ payments | Cash flows: Interest and financing cost | Conversion to shares | Non-cash: Conversion BNOR15 |
|---|---|---|---|---|---|
| BNOR13 Convertible Bond | 157.1 | – | – | (29.6) | (143.3) |
| BNOR15 Convertible Bond | – | – | (4.4) | – | 180.1 |
| BNOR14 Senior Unsecured Bond | 164.9 | – | (15.8) | – | – |
| Reserve-based lending facility | 857.3 | (100.0) | (41.4) | – | – |
| **Total movement non-current interest-bearing liabilities** | 1,179.3 | (100.0) | (61.6) | (29.6) | 36.8 |
| Deferred Consideration | 25.0 | – | – | – | – |
| **Total movement current interest-bearing liabilities** | 25.0 | – | – | – | – |
| **Total movement in interest-bearing liabilities** | 1,204.3 | (100.0) | (61.6) | (29.6) | 36.8 |



Årsregnskap regnskapsåret 2023 for 987989297

In this report

1-52

53-71

72-154

Consolidated Statements 73
Consolidated Statement of Comprehensive Income 73
Consolidated Statement of Financial Position 74
Consolidated Statement of Changes in Equity 76
Consolidated Statement of Cash Flows 77
Notes 78
Statutory Accounts 122
Income Statement 122
Balance Sheet 123
Cash Flow 125
Notes 126
Independent Auditor's Report 137
Statement of Compliance 140
Alternative Performance Measures 141
Supplementary oil and gas information (unaudited) 142
Appendices 143
Information about BlueNord 155

## Contents for Consolidated Statements

Consolidated Statement of Comprehensive Income 73
Consolidated Statement of Financial Position 74
Consolidated Statement of Changes in Equity 76
Consolidated Statement of Cash Flows 77
Note 1: Summary of material accounting policies 78
Note 2: Financial risk management 84
Note 3: Critical accounting estimates and judgements 87
Note 4: Revenue 88
Note 5: Production expenses 89
Note 6: Exploration and evaluation expenses 90
Note 7: Personnel expenses 90
Note 8: Other operating expenses 91
Note 9: Intangible assets 91
Note 10: Restatement of borrowing cost 92
Note 11: Property, Plant and Equipment 95
Note 12: Impairments 96
Note 13: Financial income and expenses 97
Note 14: Tax 97
Note 15: Earnings per share 102
Note 16: Non-current receivables, trade receivables and other current assets 102
Note 17: Inventories 103
Note 18: Restricted bank deposits, cash and cash equivalents 103
Note 19: Financial instruments 104
Note 20: Share capital 110
Note 21: Post-employment benefits 112
Note 22: Asset retirement obligations 112
Note 23: Borrowings 114
Note 24: Trade payables and other payables 118
Note 25: Guarantees 119
Note 26: Investments in jointly owned assets 120
Note 27: Contingencies and commitments 120
Note 28: Related party transactions 121
Note 29: Subsequent events 121



## Notes continued

### > 23 Borrowings continued

### 23.2 Details on borrowing

**Details on borrowings outstanding on 31 December 2023**

**Reserve based lending facility**

In April 2021, BlueNord amended its existing senior secured reserve-based credit facility to commit to a seven-year senior reserve-l billion. The facility is a reserve-based credit facility secured against certain cash flows generated by the Group. The amount availabl recalculated every six months based upon the calculated cash flow generated by certain producing fields and fields under developr economic assumptions agreed with the banking syndicate providing the facility. The facility is secured by a pledge over the shares c pledge over the Company's working interest in its share of the DUC licence and security over insurances, hedging contracts, projec loans and material contracts. The pledged assets on 31 December 2023 amounted to USD 1,355 million and represented the carryi Group companies whose shares are pledged as described in the section 5 below (Assets pledged as security for interest-bearing c

*Pledge value: carrying value of shares held in Altinex AS, BlueNord Denmark A/S, BlueNord Energy Denmark A/S, BlueNord Gas Den*

**BNOR13**

In July 2019, BlueNord issued a subordinated convertible bond loan of USD 158 million with a tenor of eight years where the lender w the loan into new shares in the Company at a conversion price of NOK 240 (USD 29.3) per share by way of set-off against the claim a mandatory conversion to equity after five years and carries an interest of 8 percent p.a. on a PIK basis, with an alternative option to p.a., payable semi-annually. Should the instrument be in place beyond the five-year conversion period, the interest rate on BNOR13 for the remaining term of the loan.

In November 2022, BlueNord had proposed for some amendments to the BNOR13 bond which includes a two-year delay in the ma (8 November 2023 to 31 December 2025) following the expected Tyra first gas date and an inclusion of a call option to allow the Cor bond with cash in December 2025. To reflect the premium of the then share price relative to the BNOR13 previous conversion price, updated from approximately USD 165 million to approximately USD 227 million by way of issuance of compensation bonds. Conver USD 51.4307 per share and interest rate remains unchanged.

In December 2022, the majority of the convertible was transferred into a new convertible instrument, BNOR15, with the remaining Bl to the amendments proposed by the Company in November 2022. The value of the BNOR13 convertible bond at year end is USD 6

**BNOR14**

In December 2019, BlueNord successfully completed the issue of a USD 175 million unsecured bond. The proceeds are utilised for g and the bond carries an interest of 9 percent p.a., payable semi-annually, with a six and a half-year tenor.

**BNOR15**

In December 2022, BlueNord launched an exchange offer for the BNOR13 bondholders in exchange for a new subordinated conve with revised terms and a later and more flexible conversion date in 2025. The Company issued a total of 207,641,201 new BNOR15 b value of USD 1. The BNOR15 bond terms mirror the amendments of the BNOR13 bond except that, inter alia, a tap issue mechanism payments are on similar terms with BNOR13, which is an interest of 8 percent p.a. on a PIK basis, with an alternative option to pay cas payable semi-annually.

Årsregnskap regnskapsåret 2023 for 987989297

In this report

1-52

53-71

72-154

Consolidated Statements 73
Consolidated Statement of Comprehensive Income 73
Consolidated Statement of Financial Position 74
Consolidated Statement of Changes in Equity 76
Consolidated Statement of Cash Flows 77
Notes 78
Statutory Accounts 122
Income Statement 122
Balance Sheet 123
Cash Flow 125
Notes 126
Independent Auditor's Report 137
Statement of Compliance 140
Alternative Performance Measures 141
Supplementary oil and gas information (unaudited) 142
Appendices 143
Information about BlueNord 155

## Contents for Consolidated Statements

Consolidated Statement of Comprehensive Income 73
Consolidated Statement of Financial Position 74
Consolidated Statement of Changes in Equity 76
Consolidated Statement of Cash Flows 77
Note 1: Summary of material accounting policies 78
Note 2: Financial risk management 84
Note 3: Critical accounting estimates and judgements 87
Note 4: Revenue 88
Note 5: Production expenses 89
Note 6: Exploration and evaluation expenses 90
Note 7: Personnel expenses 90
Note 8: Other operating expenses 91
Note 9: Intangible assets 91
Note 10: Restatement of borrowing cost 92
Note 11: Property, Plant and Equipment 95
Note 12: Impairments 96
Note 13: Financial income and expenses 97
Note 14: Tax 97
Note 15: Earnings per share 102
Note 16: Non-current receivables, trade receivables and other current assets 102
Note 17: Inventories 103
Note 18: Restricted bank deposits, cash and cash equivalents 103
Note 19: Financial instruments 104
Note 20: Share capital 110
Note 21: Post-employment benefits 112
Note 22: Asset retirement obligations 112
Note 23: Borrowings 114
Note 24: Trade payables and other payables 118
Note 25: Guarantees 119
Note 26: Investments in jointly owned assets 120
Note 27: Contingencies and commitments 120
Note 28: Related party transactions 121
Note 29: Subsequent events 121



## Notes continued

### 23 Borrowings continued

### 23.3 Covenants

**Covenants relating to interest bearing debt**

**Reserve-based lending facility**

The reserve-based credit facility constitutes senior debt of the Company and is secured on a first priority basis against certain of the their assets. The reserve-based credit facility agreement contains a financial covenant that the ratio of Net Debt to EBITDAX (earnir depreciation, amortisation and exploration) shall be: less than 6.0:1.0 at the end of financial years 2021 and 2022; less than 3.5:1.0 at t and less than 3.0:1.0 at the end of financial year 2024 onwards until the expiry of the facility. Each test is carried out on the audited full BlueNord ASA. BlueNord must also demonstrate minimum liquidity on a look forward basis of USD 50 million during the relevant per completion of the Tyra redevelopment project and following 12-month period. The agreement also includes special covenants whic Company from taking on additional secured debt, provide parameters for minimum and maximum hedging requirements and restri other distributions. BlueNord is in compliance with these covenants at the end of 2023.

**BNOR14**

In July 2021, BlueNord's written resolution regarding the addition of further headroom under the Leverage Ratio covenant through to t and approved by the Company's BNOR14 bondholders. Based on this written resolution, the maximum Leverage Ratio has been am during the Tyra Redevelopment Period ending Q2 2023, 6.0x (from 3.0x) during Q3 2023 and 5.0x (from 3.0x) during Q4 2023. From maximum Leverage Ratio will revert to 3.0x per the original bond terms. In addition to the change in maximum permitted leverage, Blu threshold has increased to USD 75 million until the end of 2023 (from USD 50 million until end Q2 2023 and USD 25 million during Q3 a compliance with the covenants at the end of 2023.

### 23.4 Payment structure

**Payment structure (USD million) at 31.12.2023:**

| Year | BNOR15[1] | BNOR14 |
|---|---|---|
| 2024 | – | – |
| 2025 | – | – |
| 2026 | – | 175.0 |
| 2027 | – | – |
| 2028 | – | – |
| **Total** | **–** | **175.0** |

(1) Any redemption and repurchase of bonds are acted by BlueNord as Issuer. The Bondholders will have the right of a mandatory redemption but only in a case of Change of Co BlueNord). In the table it is assumed that it will be no cash payments on BNOR15.

Årsregnskap regnskapsåret 2023 for 987989297

In this report


1-52

53-71

72-154

| | |
|---|---|
| Consolidated Statements | 73 |
| Consolidated Statement of Comprehensive Income | 73 |
| Consolidated Statement of Financial Position | 74 |
| Consolidated Statement of Changes in Equity | 76 |
| Consolidated Statement of Cash Flows | 77 |
| Notes | 78 |
| Statutory Accounts | 122 |
| Income Statement | 122 |
| Balance Sheet | 123 |
| Cash Flow | 125 |
| Notes | 126 |
| Independent Auditor's Report | 137 |
| Statement of Compliance | 140 |
| Alternative Performance Measures | 141 |
| Supplementary oil and gas information (unaudited) | 142 |
| Appendices | 143 |
| Information about BlueNord | 155 |


## Contents for Consolidated Statements


| | |
|---|---|
| Consolidated Statement of Comprehensive Income | 73 |
| Consolidated Statement of Financial Position | 74 |
| Consolidated Statement of Changes in Equity | 76 |
| Consolidated Statement of Cash Flows | 77 |
| Note 1: Summary of material accounting policies | 78 |
| Note 2: Financial risk management | 84 |
| Note 3: Critical accounting estimates and judgements | 87 |
| Note 4: Revenue | 88 |
| Note 5: Production expenses | 89 |
| Note 6: Exploration and evaluation expenses | 90 |
| Note 7: Personnel expenses | 90 |
| Note 8: Other operating expenses | 91 |
| Note 9: Intangible assets | 91 |
| Note 10: Restatement of borrowing cost | 92 |
| Note 11: Property, Plant and Equipment | 95 |
| Note 12: Impairments | 96 |
| Note 13: Financial income and expenses | 97 |
| Note 14: Tax | 97 |
| Note 15: Earnings per share | 102 |
| Note 16: Non-current receivables, trade receivables and other current assets | 102 |
| Note 17: Inventories | 103 |
| Note 18: Restricted bank deposits, cash and cash equivalents | 103 |
| Note 19: Financial instruments | 104 |
| Note 20: Share capital | 110 |
| Note 21: Post-employment benefits | 112 |
| Note 22: Asset retirement obligations | 112 |
| Note 23: Borrowings | 114 |
| Note 24: Trade payables and other payables | 118 |
| Note 25: Guarantees | 119 |
| Note 26: Investments in jointly owned assets | 120 |
| Note 27: Contingencies and commitments | 120 |
| Note 28: Related party transactions | 121 |
| Note 29: Subsequent events | 121 |


## Notes continued

### > 23 Borrowings continued

| Year | BNOR15 | BNOR14 |
|---|---|---|
| **Interest rate** | **–** | **9.0%** |
| 2024 | – | 15.8 |
| 2025 | – | 15.8 |
| 2026 | – | 7.9 |
| 2027 | – | – |
| 2028 | – | – |
| **Total** | **–** | **39.4** |

* BNOR13/BNOR15 carries a variable interest charge of: (i) 6 percent per annum in cash, payable semi-annually, or, (ii) 8 percent per annum PIK cumulative interest, rolled up semi-an on conversion at expiry of the bond. Currently, the Company has elected the PIK interest of 8 percent and is therefore forecasting no cash interest payments on BNOR13/BNOR15.

** In Q3 2021, the Company entered a USD 1.0 billion swap transaction with a group of banks to fix the Company's floating interest rate (LIBOR/SOFR from 01 November 2021) ex Facility from November 2021 until 30 June 2024. BlueNord will, as a result, pay interest on its RBL cash drawings equal to 0.4041 percent plus the applicable margin.

### 23.5 Assets pledged as security for interest-bearing debt

**Net book value in the separate financial statements of assets pledged as securities**

The Group has the following pledged assets for the Reserve Based Lending facility:

| USD million |
|---|
| BlueNord ASA shares in Altinex AS |
| Altinex AS shares in BlueNord Energy 8/06 Denmark B.V and other companies |
| Loans from Parent to subsidiaries |
| **Total net book value** |

### > 24 Trade payables and other payables

| USD million |
|---|
| Trade payable |
| Liabilities to operators relating to joint venture licences |
| Accrued interest |
| Salary accruals |
| Public duties payable |
| Deferred consideration |
| Other current liabilities |
| **Total trade payables and other current liabilities** |

In this report


1-52

53-71

72-154

| | |
|---|---|
| Consolidated Statements | 73 |
| Consolidated Statement of Comprehensive Income | 73 |
| Consolidated Statement of Financial Position | 74 |
| Consolidated Statement of Changes in Equity | 76 |
| Consolidated Statement of Cash Flows | 77 |
| Notes | 78 |
| Statutory Accounts | 122 |
| Income Statement | 122 |
| Balance Sheet | 123 |
| Cash Flow | 125 |
| Notes | 126 |
| Independent Auditor's Report | 137 |
| Statement of Compliance | 140 |
| Alternative Performance Measures | 141 |
| Supplementary oil and gas information (unaudited) | 142 |
| Appendices | 143 |
| Information about BlueNord | 155 |


## Contents for Consolidated Statements


| | |
|---|---|
| Consolidated Statement of Comprehensive Income | 73 |
| Consolidated Statement of Financial Position | 74 |
| Consolidated Statement of Changes in Equity | 76 |
| Consolidated Statement of Cash Flows | 77 |
| Note 1: Summary of material accounting policies | 78 |
| Note 2: Financial risk management | 84 |
| Note 3: Critical accounting estimates and judgements | 87 |
| Note 4: Revenue | 88 |
| Note 5: Production expenses | 89 |
| Note 6: Exploration and evaluation expenses | 90 |
| Note 7: Personnel expenses | 90 |
| Note 8: Other operating expenses | 91 |
| Note 9: Intangible assets | 91 |
| Note 10: Restatement of borrowing cost | 92 |
| Note 11: Property, Plant and Equipment | 95 |
| Note 12: Impairments | 96 |
| Note 13: Financial income and expenses | 97 |
| Note 14: Tax | 97 |
| Note 15: Earnings per share | 102 |
| Note 16: Non-current receivables, trade receivables and other current assets | 102 |
| Note 17: Inventories | 103 |
| Note 18: Restricted bank deposits, cash and cash equivalents | 103 |
| Note 19: Financial instruments | 104 |
| Note 20: Share capital | 110 |
| Note 21: Post-employment benefits | 112 |
| Note 22: Asset retirement obligations | 112 |
| Note 23: Borrowings | 114 |
| Note 24: Trade payables and other payables | 118 |
| Note 25: Guarantees | 119 |
| Note 26: Investments in jointly owned assets | 120 |
| Note 27: Contingencies and commitments | 120 |
| Note 28: Related party transactions | 121 |
| Note 29: Subsequent events | 121 |




### > 24 Trade payables and other payables continued

**Trade and other payables held in currency**

| USD million | |
|---|---|
| USD | |
| DKK | |
| EUR | |
| GBP | |
| NOK | |
| **Total** | |

### > 25 Guarantees

**Overview of issued guarantees on 31 December 2023**

The parent company of the Group, BlueNord ASA ('BlueNord'), has issued a parent company guarantee to the Danish Ministry of Cl
behalf of its subsidiary BlueNord Energy Denmark A/S and BlueNord Gas Denmark A/S.

The Company has provided a parent company guarantee to the Danish Ministry of Climate, Energy and Utilities related to the Group
continental shelf, including BlueNord's participation in the Tyra West Pipeline and the Lulita licence. The Company has also provided
towards the lenders in relation to the Company's USD 1.1 billion reserve-based lending facility and customary obligations/guarantee
agreements. BlueNord has also provided a parent company guarantee to Shell Energy Europe Limited in relation to its subsidiary Bl
A/S's obligations under a gas offtake and transportation agreement capped at EUR 30 million.

Furthermore, the Company has provided a parent company guarantee to Total E&P Denmark A/S for its obligations under the JOA
from Shell. BlueNord has provided standby letters of credit of USD 100 million, issued under the USD 100 million sub-limit of the RBL
in connection with this guarantee.

In relation to BlueNord's historic operations in the UK North Sea, the Company has issued a parent company guarantee on behalf of
Ltd and BlueNord Energy UK Limited.

On 31 December 2012, BlueNord issued a parent company guarantee on behalf of its subsidiary Noreco Norway AS. BlueNord gua
become payable by Noreco Norway AS to the Norwegian Secretary of State under the terms of the licences and the company does
first demand, BlueNord shall pay to the Norwegian Secretary of State on demand an amount equal to all such amounts. Noreco Nor
however as per 31 December 2023, the guarantee has not been withdrawn.



Årsregnskapsregnskapsåret 2023 for 987989297

In this report

1-52

53-71

72-154

Consolidated Statements 73
Consolidated Statement of Comprehensive Income 73
Consolidated Statement of Financial Position 74
Consolidated Statement of Changes in Equity 76
Consolidated Statement of Cash Flows 77
Notes 78
Statutory Accounts 122
Income Statement 122
Balance Sheet 123
Cash Flow 125
Notes 126
Independent Auditor's Report 137
Statement of Compliance 140
Alternative Performance Measures 141
Supplementary oil and gas information (unaudited) 142
Appendices 143
Information about BlueNord 155

## Contents for Consolidated Statements

Consolidated Statement of Comprehensive Income 73
Consolidated Statement of Financial Position 74
Consolidated Statement of Changes in Equity 76
Consolidated Statement of Cash Flows 77
Note 1: Summary of material accounting policies 78
Note 2: Financial risk management 84
Note 3: Critical accounting estimates and judgements 87
Note 4: Revenue 88
Note 5: Production expenses 89
Note 6: Exploration and evaluation expenses 90
Note 7: Personnel expenses 90
Note 8: Other operating expenses 91
Note 9: Intangible assets 91
Note 10: Restatement of borrowing cost 92
Note 11: Property, Plant and Equipment 95
Note 12: Impairments 96
Note 13: Financial income and expenses 97
Note 14: Tax 97
Note 15: Earnings per share 102
Note 16: Non-current receivables, trade receivables and other current assets 102
Note 17: Inventories 103
Note 18: Restricted bank deposits, cash and cash equivalents 103
Note 19: Financial instruments 104
Note 20: Share capital 110
Note 21: Post-employment benefits 112
Note 22: Asset retirement obligations 112
Note 23: Borrowings 114
Note 24: Trade payables and other payables 118
Note 25: Guarantees 119
Note 26: Investments in jointly owned assets 120
Note 27: Contingencies and commitments 120
Note 28: Related party transactions 121
Note 29: Subsequent events 121



## Notes continued

### > 26 Investments in jointly owned assets

Investments in jointly own assets are included in the accounts by recognising the Group's share of the assets, liabilities, revenues an
joint operation.

The Group holds the following licence equities on 31 December 2023:

| Licence | Field |
|---|---|
| DUC | DUC |
| 1/90 | Lulita Part |
| 7/86 | Lulita Part |
| 8/06B | |

### > 27 Contingencies and commitments

**Financial commitments**

As a partner in the DUC, the Company has a commitment to fund its proportional share of the budget and work programmes of the D
the operating budget (which includes operating expenditures, capital expenditure related to production, exploration and abandonm
agreed amongst the DUC partners. For the coming four years, the average operating budget for BlueNord is expected to be around
Capital and abandonment expenditure for individual projects, such as Tyra, are approved separately.

BlueNord's capital commitments are principally related to the ongoing Tyra redevelopment project. The gross capital an abandon
the Tyra redevelopment project at the time of the investment decision was DKK 21 billion which in 2024 has been increased to DKK
billion had been incurred by the end of 2023. Based on the current project schedule, BlueNord will be required to fund its proportiona
this remaining expenditure over the coming year. Further, BlueNord has capital commitments to a well to be drilled on Harald East in
budget of DKK 506 million.

The DUC is obliged to use the specially constructed oil trunk line, pumps and terminal facilities and to contribute to the construction a
a result of an agreement entered into with the Danish government. This obligation is approximately USD 19 million per year (2023: US

In addition to the above and in order to obtain the consent of TotalEnergies EP Danmark A/S to the acquisition, BlueNord Energy De
cash in a secured cash call security account in favour of TotalEnergies EP Danmark A/S (the concessionaire in respect of the Sole C
2023, the escrow account was USD 149.6 million. All payment obligations from BlueNord to the cash call security accou have bee
further increase. The cash call security amount will then decrease to USD 100 million following the year in which the Tyra redevelopm
can, on certain terms and conditions, be replaced with a Letter of Credit or other type of security.

Årsregnskap regnskapsåret 2023 for 987989297

## In this report


**1-52**

**53-71**

**72-154**

| | |
|---|---|
| Consolidated Statements | 73 |
| Consolidated Statement of Comprehensive Income | 73 |
| Consolidated Statement of Financial Position | 74 |
| Consolidated Statement of Changes in Equity | 76 |
| Consolidated Statement of Cash Flows | 77 |
| Notes | 78 |
| Statutory Accounts | 122 |
| Income Statement | 122 |
| Balance Sheet | 123 |
| Cash Flow | 125 |
| Notes | 126 |
| Independent Auditor's Report | 137 |
| Statement of Compliance | 140 |
| Alternative Performance Measures | 141 |
| Supplementary oil and gas information (unaudited) | 142 |
| Appendices | 143 |
| Information about BlueNord | 155 |


## Contents for Consolidated Statements


| | |
|---|---|
| Consolidated Statement of Comprehensive Income | 73 |
| Consolidated Statement of Financial Position | 74 |
| Consolidated Statement of Changes in Equity | 76 |
| Consolidated Statement of Cash Flows | 77 |
| Note 1: Summary of material accounting policies | 78 |
| Note 2: Financial risk management | 84 |
| Note 3: Critical accounting estimates and judgements | 87 |
| Note 4: Revenue | 88 |
| Note 5: Production expenses | 89 |
| Note 6: Exploration and evaluation expenses | 90 |
| Note 7: Personnel expenses | 90 |
| Note 8: Other operating expenses | 91 |
| Note 9: Intangible assets | 91 |
| Note 10: Restatement of borrowing cost | 92 |
| Note 11: Property, Plant and Equipment | 95 |
| Note 12: Impairments | 96 |
| Note 13: Financial income and expenses | 97 |
| Note 14: Tax | 97 |
| Note 15: Earnings per share | 102 |
| Note 16: Non-current receivables, trade receivables and other current assets | 102 |
| Note 17: Inventories | 103 |
| Note 18: Restricted bank deposits, cash and cash equivalents | 103 |
| Note 19: Financial instruments | 104 |
| Note 20: Share capital | 110 |
| Note 21: Post-employment benefits | 112 |
| Note 22: Asset retirement obligations | 112 |
| Note 23: Borrowings | 114 |
| Note 24: Trade payables and other payables | 118 |
| Note 25: Guarantees | 119 |
| Note 26: Investments in jointly owned assets | 120 |
| Note 27: Contingencies and commitments | 120 |
| Note 28: Related party transactions | 121 |
| Note 29: Subsequent events | 121 |


## Notes continued

### > 27 Contingencies and commitments continued

**Contingent liabilities**

In relation to the Nini and Cecilie fields, BlueNord was in 2015 prevented from making payments for its share of production costs and of the licence agreements. In accordance with the JOAs, the Nini and Cecilie licences were forfeitured and the licences were taken o the debt remained with BlueNord, but the liability is in any and all circumstances limited to a maximum amount equal to the restricted million (DKK 433.6 million), adjusted for interest. The total provision made for the asset retirement obligations reflects this.

The Company has received a claim regarding the level of Ørsted pipeline tariffs charged since 2013. As the relevant authority (Forsy reassessing their view, BlueNord believes that there is no basis for this claim prior to a new ruling setting the appropriate level of thes this and any consequent liability is not yet known, the Company has not recognised a provision for this claim.

During the normal course of its business, the Company may be involved in disputes, including tax disputes. The Company has not m liabilities related to litigation and claims based on management's best judgement.

BlueNord has unlimited liability for damage in relation to its participation in the DUC. The Company has insured its pro rata liability in line

Apart from the issues discussed above, the Group is not involved in claims from public authorities, legal claims or arbitrations that co impact on the Company's financial position or results.

### > 28 Related party transactions

Other than fees to Directors of the Board the Group did not have any transactions with related parties during 2023.

### > 29 Subsequent events

There are no events with significant accounting impacts that have occurred between the end of the reporting period and the date of

## In this report


**1-52**

**53-71**

**72-154**

| | |
|---|---|
| Consolidated Statements | 73 |
| Consolidated Statement of Comprehensive Income | 73 |
| Consolidated Statement of Financial Position | 74 |
| Consolidated Statement of Changes in Equity | 76 |
| Consolidated Statement of Cash Flows | 77 |
| Notes | 78 |
| Statutory Accounts | 122 |
| Income Statement | 122 |
| Balance Sheet | 123 |
| Cash Flow | 125 |
| Notes | 126 |
| Independent Auditor's Report | 137 |
| Statement of Compliance | 140 |
| Alternative Performance Measures | 141 |
| Supplementary oil and gas information (unaudited) | 142 |
| Appendices | 143 |
| Information about BlueNord | 155 |


## Contents for Consolidated Statements


| | |
|---|---|
| Consolidated Statement of Comprehensive Income | 73 |
| Consolidated Statement of Financial Position | 74 |
| Consolidated Statement of Changes in Equity | 76 |
| Consolidated Statement of Cash Flows | 77 |
| Note 1: Summary of material accounting policies | 78 |
| Note 2: Financial risk management | 84 |
| Note 3: Critical accounting estimates and judgements | 87 |
| Note 4: Revenue | 88 |
| Note 5: Production expenses | 89 |
| Note 6: Exploration and evaluation expenses | 90 |
| Note 7: Personnel expenses | 90 |
| Note 8: Other operating expenses | 91 |
| Note 9: Intangible assets | 91 |
| Note 10: Restatement of borrowing cost | 92 |
| Note 11: Property, Plant and Equipment | 95 |
| Note 12: Impairments | 96 |
| Note 13: Financial income and expenses | 97 |
| Note 14: Tax | 97 |
| Note 15: Earnings per share | 102 |
| Note 16: Non-current receivables, trade receivables and other current assets | 102 |
| Note 17: Inventories | 103 |
| Note 18: Restricted bank deposits, cash and cash equivalents | 103 |
| Note 19: Financial instruments | 104 |
| Note 20: Share capital | 110 |
| Note 21: Post-employment benefits | 112 |
| Note 22: Asset retirement obligations | 112 |
| Note 23: Borrowings | 114 |
| Note 24: Trade payables and other payables | 118 |
| Note 25: Guarantees | 119 |
| Note 26: Investments in jointly owned assets | 120 |
| Note 27: Contingencies and commitments | 120 |
| Note 28: Related party transactions | 121 |
| Note 29: Subsequent events | 121 |


## Income Statement for BlueNord ASA (Parent Company) for the year ended 31 December

| USD million | Note |
|---|---|
| **Total revenues** | 2, 13 |
| Personnel expenses | 10, 13 |
| Other operating expenses | 12, 13 |
| **Total operating expenses** | |
| **Operating result before depreciation, amortisation and impairment ('EBITDA')** | |
| Depreciation, amortisation and impairment | |
| **Net operating result ('EBIT')** | |
| Reversal of financial assets | 10 |
| Interests received from Group companies | |
| Interest income | |
| Foreign exchange gains | |
| **Total financial income** | |
| Extinguishment of bond loans | 5 |
| Amortised cost from bond loans | |
| Interest expenses current liabilities | |
| Issue of compensation bonds | |
| Foreign exchange losses | |
| Impairment of financial assets | 10 |
| Other financial expenses | |
| **Total financial expenses** | |
| **Net financial items** | |
| **Result before tax ('EBT')** | |
| Tax | 11 |
| **Net result for the year** | |
| **Appropriation:** | |
| Allocated to/(from) other equity | |
| **Total appropriation** | |

## In this report


**1-52**

**53-71**

**72-154**

| | |
|---|---|
| Consolidated Statements | 73 |
| Consolidated Statement of Comprehensive Income | 73 |
| Consolidated Statement of Financial Position | 74 |
| Consolidated Statement of Changes in Equity | 76 |
| Consolidated Statement of Cash Flows | 77 |
| Notes | 78 |
| Statutory Accounts | 122 |
| Income Statement | 122 |
| Balance Sheet | 123 |
| Cash Flow | 125 |
| Notes | 126 |
| Independent Auditor's Report | 137 |
| Statement of Compliance | 140 |
| Alternative Performance Measures | 141 |
| Supplementary oil and gas information (unaudited) | 142 |
| Appendices | 143 |
| Information about BlueNord | 155 |


## Contents for Consolidated Statements


| | |
|---|---|
| Consolidated Statement of Comprehensive Income | 73 |
| Consolidated Statement of Financial Position | 74 |
| Consolidated Statement of Changes in Equity | 76 |
| Consolidated Statement of Cash Flows | 77 |
| Note 1: Summary of material accounting policies | 78 |
| Note 2: Financial risk management | 84 |
| Note 3: Critical accounting estimates and judgements | 87 |
| Note 4: Revenue | 88 |
| Note 5: Production expenses | 89 |
| Note 6: Exploration and evaluation expenses | 90 |
| Note 7: Personnel expenses | 90 |
| Note 8: Other operating expenses | 91 |
| Note 9: Intangible assets | 91 |
| Note 10: Restatement of borrowing cost | 92 |
| Note 11: Property, Plant and Equipment | 95 |
| Note 12: Impairments | 96 |
| Note 13: Financial income and expenses | 97 |
| Note 14: Tax | 97 |
| Note 15: Earnings per share | 102 |
| Note 16: Non-current receivables, trade receivables and other current assets | 102 |
| Note 17: Inventories | 103 |
| Note 18: Restricted bank deposits, cash and cash equivalents | 103 |
| Note 19: Financial instruments | 104 |
| Note 20: Share capital | 110 |
| Note 21: Post-employment benefits | 112 |
| Note 22: Asset retirement obligations | 112 |
| Note 23: Borrowings | 114 |
| Note 24: Trade payables and other payables | 118 |
| Note 25: Guarantees | 119 |
| Note 26: Investments in jointly owned assets | 120 |
| Note 27: Contingencies and commitments | 120 |
| Note 28: Related party transactions | 121 |
| Note 29: Subsequent events | 121 |


## Balance Sheet for BlueNord ASA (Parent Company) for the year ended 31 December

| USD million | Note |
|---|---|
| **ASSETS** | |
| **Non-current assets** | |
| ***Financial non-current assets*** | |
| Investment in subsidiaries | 3 |
| Loan to Group companies | 10 |
| Restricted bank deposits | 4 |
| Machinery and equipment | |
| Other non-current assets | |
| **Total non-current assets** | |
| **Current assets** | |
| Trade receivables | |
| Other current receivables | |
| **Total current receivables** | |
| ***Financial current assets*** | |
| Restricted bank deposits | |
| Cash and cash equivalents | |
| **Total financial current assets** | |
| **Total current assets** | |
| **Total assets** | |

## In this report


**1-52**

**53-71**

**72-154**

| | |
|---|---|
| Consolidated Statements | 73 |
| Consolidated Statement of Comprehensive Income | 73 |
| Consolidated Statement of Financial Position | 74 |
| Consolidated Statement of Changes in Equity | 76 |
| Consolidated Statement of Cash Flows | 77 |
| Notes | 78 |
| Statutory Accounts | 122 |
| Income Statement | 122 |
| Balance Sheet | 123 |
| Cash Flow | 125 |
| Notes | 126 |
| Independent Auditor's Report | 137 |
| Statement of Compliance | 140 |
| Alternative Performance Measures | 141 |
| Supplementary oil and gas information (unaudited) | 142 |
| Appendices | 143 |
| Information about BlueNord | 155 |


## Contents for Consolidated Statements


| | |
|---|---|
| Consolidated Statement of Comprehensive Income | 73 |
| Consolidated Statement of Financial Position | 74 |
| Consolidated Statement of Changes in Equity | 76 |
| Consolidated Statement of Cash Flows | 77 |
| Note 1: Summary of material accounting policies | 78 |
| Note 2: Financial risk management | 84 |
| Note 3: Critical accounting estimates and judgements | 87 |
| Note 4: Revenue | 88 |
| Note 5: Production expenses | 89 |
| Note 6: Exploration and evaluation expenses | 90 |
| Note 7: Personnel expenses | 90 |
| Note 8: Other operating expenses | 91 |
| Note 9: Intangible assets | 91 |
| Note 10: Restatement of borrowing cost | 92 |
| Note 11: Property, Plant and Equipment | 95 |
| Note 12: Impairments | 96 |
| Note 13: Financial income and expenses | 97 |
| Note 14: Tax | 97 |
| Note 15: Earnings per share | 102 |
| Note 16: Non-current receivables, trade receivables and other current assets | 102 |
| Note 17: Inventories | 103 |
| Note 18: Restricted bank deposits, cash and cash equivalents | 103 |
| Note 19: Financial instruments | 104 |
| Note 20: Share capital | 110 |
| Note 21: Post-employment benefits | 112 |
| Note 22: Asset retirement obligations | 112 |
| Note 23: Borrowings | 114 |
| Note 24: Trade payables and other payables | 118 |
| Note 25: Guarantees | 119 |
| Note 26: Investments in jointly owned assets | 120 |
| Note 27: Contingencies and commitments | 120 |
| Note 28: Related party transactions | 121 |
| Note 29: Subsequent events | 121 |


## Balance Sheet for BlueNord ASA continued (Parent Company) for the year ended 31 December

| USD million | Note |
|---|---|
| **EQUITY AND LIABILITIES** | |
| **Equity** | |
| ***Paid-in equity*** | |
| Share capital | |
| Share premium fund | |
| Treasury share reserve | |
| **Total paid-in capital** | |
| ***Retained earnings*** | |
| Other equity | |
| **Total retained earnings** | |
| **Total equity** | 7 |
| **Non-current liabilities** | |
| Convertible bond loans | 5 |
| Bond loan | 5 |
| Other non-current liabilities | |
| **Total non-current liabilities** | |
| **Current liabilities** | |
| Trade payables | |
| Other current liabilities | |
| **Total current liabilities** | |
| **Total liabilities** | |
| **Total equity and liabilities** | |

**Oslo**
**11 April 2024**

| | | | |
|---|---|---|---|
| **Riulf Rustad**<br>Executive Chair | **Tone Kristin Omsted**<br>Board member | **Marianne Lie**<br>Board member | **Colette Cohen**<br>Board member |
| **Robert J. McGuire**<br>Board member | **Jan Lernout**<br>Board member | **Peter Coleman**<br>Board member | **Euan Shirlaw**<br>Chief Executive Officer |

## In this report


**1-52**

**53-71**

**72-154**

| | |
|---|---|
| Consolidated Statements | 73 |
| Consolidated Statement of Comprehensive Income | 73 |
| Consolidated Statement of Financial Position | 74 |
| Consolidated Statement of Changes in Equity | 76 |
| Consolidated Statement of Cash Flows | 77 |
| Notes | 78 |
| Statutory Accounts | 122 |
| Income Statement | 122 |
| Balance Sheet | 123 |
| Cash Flow | 125 |
| Notes | 126 |
| Independent Auditor's Report | 137 |
| Statement of Compliance | 140 |
| Alternative Performance Measures | 141 |
| Supplementary oil and gas information (unaudited) | 142 |
| Appendices | 143 |
| Information about BlueNord | 155 |


## Contents for Consolidated Statements


| | |
|---|---|
| Consolidated Statement of Comprehensive Income | 73 |
| Consolidated Statement of Financial Position | 74 |
| Consolidated Statement of Changes in Equity | 76 |
| Consolidated Statement of Cash Flows | 77 |
| Note 1: Summary of material accounting policies | 78 |
| Note 2: Financial risk management | 84 |
| Note 3: Critical accounting estimates and judgements | 87 |
| Note 4: Revenue | 88 |
| Note 5: Production expenses | 89 |
| Note 6: Exploration and evaluation expenses | 90 |
| Note 7: Personnel expenses | 90 |
| Note 8: Other operating expenses | 91 |
| Note 9: Intangible assets | 91 |
| Note 10: Restatement of borrowing cost | 92 |
| Note 11: Property, Plant and Equipment | 95 |
| Note 12: Impairments | 96 |
| Note 13: Financial income and expenses | 97 |
| Note 14: Tax | 97 |
| Note 15: Earnings per share | 102 |
| Note 16: Non-current receivables, trade receivables and other current assets | 102 |
| Note 17: Inventories | 103 |
| Note 18: Restricted bank deposits, cash and cash equivalents | 103 |
| Note 19: Financial instruments | 104 |
| Note 20: Share capital | 110 |
| Note 21: Post-employment benefits | 112 |
| Note 22: Asset retirement obligations | 112 |
| Note 23: Borrowings | 114 |
| Note 24: Trade payables and other payables | 118 |
| Note 25: Guarantees | 119 |
| Note 26: Investments in jointly owned assets | 120 |
| Note 27: Contingencies and commitments | 120 |
| Note 28: Related party transactions | 121 |
| Note 29: Subsequent events | 121 |


## Cash Flow for BlueNord ASA (Parent Company) for the year ended 31 December

| USD million | Note |
|---|---|
| Net result for the period | |
| **Adjustments for:** | |
| Depreciation/impairment | 10 |
| Share-based payments expenses | |
| Net financial cost/(income) | |
| Interest received | |
| Other financial items paid | |
| **Changes in:** | |
| Trade receivable | |
| Trade payables | |
| Prepayments | |
| Other current balance sheet items | |
| **Net cash flow from operations** | |
| **Cash flows from investing activities** | |
| Loans to Group companies | |
| Investment in furniture, equipment and machinery | |
| **Net cash flow from investing activities** | |
| **Cash flows from financing activities** | |
| Sale of shares | 7 |
| Interest and financing costs | |
| **Net cash flow from (used) in financing activities** | |
| Net change in cash and cash equivalents | |
| Cash and cash equivalents at the beginning of the period | |
| **Cash and cash equivalents at end of the year** | |

In this report


1-52

53-71

72-154

| | |
|---|---|
| Consolidated Statements | 73 |
| Consolidated Statement of Comprehensive Income | 73 |
| Consolidated Statement of Financial Position | 74 |
| Consolidated Statement of Changes in Equity | 76 |
| Consolidated Statement of Cash Flows | 77 |
| Notes | 78 |
| Statutory Accounts | 122 |
| Income Statement | 122 |
| Balance Sheet | 123 |
| Cash Flow | 125 |
| Notes | 126 |
| Independent Auditor's Report | 137 |
| Statement of Compliance | 140 |
| Alternative Performance Measures | 141 |
| Supplementary oil and gas information (unaudited) | 142 |
| Appendices | 143 |
| Information about BlueNord | 155 |


## Contents for Consolidated Statements


| | |
|---|---|
| Consolidated Statement of Comprehensive Income | 73 |
| Consolidated Statement of Financial Position | 74 |
| Consolidated Statement of Changes in Equity | 76 |
| Consolidated Statement of Cash Flows | 77 |
| Note 1: Summary of material accounting policies | 78 |
| Note 2: Financial risk management | 84 |
| Note 3: Critical accounting estimates and judgements | 87 |
| Note 4: Revenue | 88 |
| Note 5: Production expenses | 89 |
| Note 6: Exploration and evaluation expenses | 90 |
| Note 7: Personnel expenses | 90 |
| Note 8: Other operating expenses | 91 |
| Note 9: Intangible assets | 91 |
| Note 10: Restatement of borrowing cost | 92 |
| Note 11: Property, Plant and Equipment | 95 |
| Note 12: Impairments | 96 |
| Note 13: Financial income and expenses | 97 |
| Note 14: Tax | 97 |
| Note 15: Earnings per share | 102 |
| Note 16: Non-current receivables, trade receivables and other current assets | 102 |
| Note 17: Inventories | 103 |
| Note 18: Restricted bank deposits, cash and cash equivalents | 103 |
| Note 19: Financial instruments | 104 |
| Note 20: Share capital | 110 |
| Note 21: Post-employment benefits | 112 |
| Note 22: Asset retirement obligations | 112 |
| Note 23: Borrowings | 114 |
| Note 24: Trade payables and other payables | 118 |
| Note 25: Guarantees | 119 |
| Note 26: Investments in jointly owned assets | 120 |
| Note 27: Contingencies and commitments | 120 |
| Note 28: Related party transactions | 121 |
| Note 29: Subsequent events | 121 |




## Notes

### >1 Accounting principles

BlueNord ASA is a public limited liability company registered in Norway, with headquarters in Oslo (Nedre Vollgate 1, 0158 Oslo).

The annual accounts for Blue Nord ASA ('BlueNord' or the 'Company') have been prepared in compliance with the Norwegian Acco
and accounting principles generally accepted in Norway ('NGAAP') as of 31 December 2023.

The Company is listed on the Oslo Stock Exchange under the ticker 'BNOR'. The financial statements for 2023 were approved by th
2024 and will be presented for approval at the Annual General Meeting on 14 May 2024.

**Going concern**

The Board of Directors confirm that the financial statements have been prepared under the presumption of going concern, and that
preparation of these financial statements. The financial solidity and the Company's working capital and cash position are considere
planned activity level for the next 12 months.

**Basis of preparation**

The financial statements are prepared on the historical cost basis. The subtotals and totals in some of the tables may not equal the s
to rounding.

**Use of estimates**

The preparation of financial statements in compliance with the Accounting Act requires the use of estimates. The applic on of the
principles also require management to apply judgement. Areas, which to a great extent contain such judgements, a high degree of c
assumptions and estimates are significant for the financial statements, are described in the notes.

**Revenues**

Income from sale of services is recognised at fair value of the consideration, net after deduction of VAT. Services are rec nised in p
work performed.

**Classification of balance sheet items**

Assets intended for long-term ownership or use have been classified as fixed assets. Receivables are classified as cur assets if
one year after the transaction date. Similar criteria apply to liabilities. First year's instalment on non-current liabilities and n-current
as current liabilities and assets. For interest-bearing debt where the Company is required to be in compliance with financ covenar
current liabilities if BlueNord is in breach with the covenants to that extent that the loan would be payable on the demand the credi
the creditor prior to approval of these financial statements, the classification is carried forward in accordance with the pa ment sche
borrowing agreement.

**Investments in subsidiaries**

For investments in subsidiaries, the cost method is applied. The cost price is increased when funds are added through c ital increa
contributions are made to subsidiaries. Dividends received are initially taken as income. Dividends exceeding the portio retained
are reflected as a reduction to book value.

Dividend/group contribution from subsidiaries are reflected in the same year as the subsidiary makes a provision for the mount.

Årsregnskap regnskapsåret 2023 for 987989297

In this report


1-52

53-71

72-154

| | |
|---|---|
| Consolidated Statements | 73 |
| Consolidated Statement of Comprehensive Income | 73 |
| Consolidated Statement of Financial Position | 74 |
| Consolidated Statement of Changes in Equity | 76 |
| Consolidated Statement of Cash Flows | 77 |
| Notes | 78 |
| Statutory Accounts | 122 |
| Income Statement | 122 |
| Balance Sheet | 123 |
| Cash Flow | 125 |
| Notes | 126 |
| Independent Auditor's Report | 137 |
| Statement of Compliance | 140 |
| Alternative Performance Measures | 141 |
| Supplementary oil and gas information (unaudited) | 142 |
| Appendices | 143 |
| Information about BlueNord | 155 |


## Contents for Consolidated Statements


| | |
|---|---|
| Consolidated Statement of Comprehensive Income | 73 |
| Consolidated Statement of Financial Position | 74 |
| Consolidated Statement of Changes in Equity | 76 |
| Consolidated Statement of Cash Flows | 77 |
| Note 1: Summary of material accounting policies | 78 |
| Note 2: Financial risk management | 84 |
| Note 3: Critical accounting estimates and judgements | 87 |
| Note 4: Revenue | 88 |
| Note 5: Production expenses | 89 |
| Note 6: Exploration and evaluation expenses | 90 |
| Note 7: Personnel expenses | 90 |
| Note 8: Other operating expenses | 91 |
| Note 9: Intangible assets | 91 |
| Note 10: Restatement of borrowing cost | 92 |
| Note 11: Property, Plant and Equipment | 95 |
| Note 12: Impairments | 96 |
| Note 13: Financial income and expenses | 97 |
| Note 14: Tax | 97 |
| Note 15: Earnings per share | 102 |
| Note 16: Non-current receivables, trade receivables and other current assets | 102 |
| Note 17: Inventories | 103 |
| Note 18: Restricted bank deposits, cash and cash equivalents | 103 |
| Note 19: Financial instruments | 104 |
| Note 20: Share capital | 110 |
| Note 21: Post-employment benefits | 112 |
| Note 22: Asset retirement obligations | 112 |
| Note 23: Borrowings | 114 |
| Note 24: Trade payables and other payables | 118 |
| Note 25: Guarantees | 119 |
| Note 26: Investments in jointly owned assets | 120 |
| Note 27: Contingencies and commitments | 120 |
| Note 28: Related party transactions | 121 |
| Note 29: Subsequent events | 121 |




## Notes continued

### >1 Accounting principles continued

**Asset impairments**

Impairment tests are carried out if there is indication that the carrying amount of an asset exceeds the estimated recoverable amount. T lowest level of non-current assets at which independent cash flows can be identified. If the carrying amount is higher than both the fair v recoverable amount (net present value of future use/ownership), the asset is written down to the highest of fair value less cost of dispos

Previous impairment charges are reversed in later periods if the conditions causing the write-down are no longer present.

**Foreign currencies**

The functional currency and the presentation currency of the company is US dollars ('USD').

Assets and liabilities in foreign currencies are valued at the exchange rate on the balance sheet date. Exchange gains and losses rel foreign currencies are recognised as other financial income and other financial expenses.

**Interest-bearing bond loans, convertible bond loans and other debt to financial institutions**

Interest-bearing bond loans, convertible bond loans and borrowings are initially recognised at fair value, net of transaction costs incu option is not separated. Subsequently, loans and borrowings are measured at amortised cost using the EIR method. Gains and loss settlement or cancellation of liabilities are recognised either in interest income and other financial items or in interest and other financ financial items. Financial liabilities are presented as current if the liabilities are due to be settled within 12 months after the balance she the purpose of being traded.

**Other liabilities**

Liabilities, with the exception of certain liability provisions, are recognised in the balance sheet at nominal amount.

**Taxes**

The tax in the income statement includes payable taxes for the period, refundable tax and changes in deferred tax. Deferred tax is c on the basis of the temporary differences which exist between accounting and tax values, and any carry forward losses for tax purp enhancing or tax reducing temporary differences, which are reversed or may be reversed in the same period, have been offset. Defe which may be shown in the balance sheet are presented net. Net deferred tax assets are not recognised due to uncertainty about fu

Tax reduction on Group contributions given and tax on Group contribution received, recorded as a reduction of cost price or taken c directly against tax in the balance sheet (offset against payable taxes if the Group contribution has affected payable taxes, and offse Group contribution has affected deferred taxes).

Deferred tax is reflected at nominal value.

**Cash flow statement**

The cash flow statement has been prepared according to the indirect method. Cash and cash equivalents include cash, bank deposits which immediately and with minimal exchange risk can be converted into known cash amounts, with due date less than three months fr

**Share-based payments**

The Company operates a number of equity-settled, share-based compensation plans, under which the entity receives services from for equity instruments (options and shares) of the Company. The fair value of the employee services received in exchange for the gran as an expense.

Årsregnskap regnskapsåret 2023 for 987989297

In this report


1-52

53-71

72-154

| | |
|---|---|
| Consolidated Statements | 73 |
| Consolidated Statement of Comprehensive Income | 73 |
| Consolidated Statement of Financial Position | 74 |
| Consolidated Statement of Changes in Equity | 76 |
| Consolidated Statement of Cash Flows | 77 |
| Notes | 78 |
| Statutory Accounts | 122 |
| Income Statement | 122 |
| Balance Sheet | 123 |
| Cash Flow | 125 |
| Notes | 126 |
| Independent Auditor's Report | 137 |
| Statement of Compliance | 140 |
| Alternative Performance Measures | 141 |
| Supplementary oil and gas information (unaudited) | 142 |
| Appendices | 143 |
| Information about BlueNord | 155 |


## Contents for Consolidated Statements


| | |
|---|---|
| Consolidated Statement of Comprehensive Income | 73 |
| Consolidated Statement of Financial Position | 74 |
| Consolidated Statement of Changes in Equity | 76 |
| Consolidated Statement of Cash Flows | 77 |
| Note 1: Summary of material accounting policies | 78 |
| Note 2: Financial risk management | 84 |
| Note 3: Critical accounting estimates and judgements | 87 |
| Note 4: Revenue | 88 |
| Note 5: Production expenses | 89 |
| Note 6: Exploration and evaluation expenses | 90 |
| Note 7: Personnel expenses | 90 |
| Note 8: Other operating expenses | 91 |
| Note 9: Intangible assets | 91 |
| Note 10: Restatement of borrowing cost | 92 |
| Note 11: Property, Plant and Equipment | 95 |
| Note 12: Impairments | 96 |
| Note 13: Financial income and expenses | 97 |
| Note 14: Tax | 97 |
| Note 15: Earnings per share | 102 |
| Note 16: Non-current receivables, trade receivables and other current assets | 102 |
| Note 17: Inventories | 103 |
| Note 18: Restricted bank deposits, cash and cash equivalents | 103 |
| Note 19: Financial instruments | 104 |
| Note 20: Share capital | 110 |
| Note 21: Post-employment benefits | 112 |
| Note 22: Asset retirement obligations | 112 |
| Note 23: Borrowings | 114 |
| Note 24: Trade payables and other payables | 118 |
| Note 25: Guarantees | 119 |
| Note 26: Investments in jointly owned assets | 120 |
| Note 27: Contingencies and commitments | 120 |
| Note 28: Related party transactions | 121 |
| Note 29: Subsequent events | 121 |


## Notes continued

### >1 Accounting principles continued

The total amount to be expensed is determined by reference to the fair value of the options and shares granted:

Fair value:
- includes any market performance conditions; and
- excludes the impact of any service and non-market performance vesting conditions (for example, profitability, sales growth targe employee of the entity over a specified time period).

Non-market performance and service conditions are included in assumptions about the number of options and shares that are exp expense is recognised over the vesting period (which is the period over which all of the specified vesting conditions are to be satisfie reporting period, the Group revises its estimates of the number of options and shares that are expected to vest based on the non-ma It recognises the impact of the revision to original estimates, if any, in the income statement, with a corresponding adjustment to equi exercised, the Company issues new shares. The proceeds received net of any directly attributable transaction costs are credited to and share premium. The social security contributions payable in connection with the grant of the share options and shares are cons grant itself, and the charge will be treated as a cash-settled transaction.

### >2 Revenue

| USD million | |
|---|---|
| Management fee subsidiaries | |
| **Total revenue** | |

### >3 Investments in subsidiaries

Investments in subsidiaries are booked according to the cost method.

| USD million<br>Subsidiaries | Location | Ownership/ voting right | Equity 31 December |
|---|---|---|---|
| Altinex AS | Oslo | 100% | 287.3 |
| BlueNord UK Ltd | Great Britain | 100% | (2.0) |
| BlueNord AS | Oslo | 100% | 0.0 |
| **Book value 31.12.23** | | | |

The impairment test as of 31 December 2023 justifies the overall value of Altinex and its subsidiaries.

### >4 Restricted bank deposits

| USD million | |
|---|---|
| Restricted bank deposits pledged as security for abandonment obligation related to Nini/Cecilie[1] | |
| Other restricted bank deposits[2] | |
| **Total restricted bank deposits** | |

(1) In connection to the asset retirement obligation of USD 64.3 million (DKK 434 million) in the Group Company BlueNord Energy Denmark.
(2) Tax Withholding Account.

## In this report


**1-52**

**53-71**

**72-154**

| | |
|---|---|
| Consolidated Statements | 73 |
| Consolidated Statement of Comprehensive Income | 73 |
| Consolidated Statement of Financial Position | 74 |
| Consolidated Statement of Changes in Equity | 76 |
| Consolidated Statement of Cash Flows | 77 |
| Notes | 78 |
| Statutory Accounts | 122 |
| Income Statement | 122 |
| Balance Sheet | 123 |
| Cash Flow | 125 |
| Notes | 126 |
| Independent Auditor's Report | 137 |
| Statement of Compliance | 140 |
| Alternative Performance Measures | 141 |
| Supplementary oil and gas information (unaudited) | 142 |
| Appendices | 143 |
| Information about BlueNord | 155 |


## Contents for Consolidated Statements


| | |
|---|---|
| Consolidated Statement of Comprehensive Income | 73 |
| Consolidated Statement of Financial Position | 74 |
| Consolidated Statement of Changes in Equity | 76 |
| Consolidated Statement of Cash Flows | 77 |
| Note 1: Summary of material accounting policies | 78 |
| Note 2: Financial risk management | 84 |
| Note 3: Critical accounting estimates and judgements | 87 |
| Note 4: Revenue | 88 |
| Note 5: Production expenses | 89 |
| Note 6: Exploration and evaluation expenses | 90 |
| Note 7: Personnel expenses | 90 |
| Note 8: Other operating expenses | 91 |
| Note 9: Intangible assets | 91 |
| Note 10: Restatement of borrowing cost | 92 |
| Note 11: Property, Plant and Equipment | 95 |
| Note 12: Impairments | 96 |
| Note 13: Financial income and expenses | 97 |
| Note 14: Tax | 97 |
| Note 15: Earnings per share | 102 |
| Note 16: Non-current receivables, trade receivables and other current assets | 102 |
| Note 17: Inventories | 103 |
| Note 18: Restricted bank deposits, cash and cash equivalents | 103 |
| Note 19: Financial instruments | 104 |
| Note 20: Share capital | 110 |
| Note 21: Post-employment benefits | 112 |
| Note 22: Asset retirement obligations | 112 |
| Note 23: Borrowings | 114 |
| Note 24: Trade payables and other payables | 118 |
| Note 25: Guarantees | 119 |
| Note 26: Investments in jointly owned assets | 120 |
| Note 27: Contingencies and commitments | 120 |
| Note 28: Related party transactions | 121 |
| Note 29: Subsequent events | 121 |




## > 5 Borrowings

### 5.1 Summary of borrowings

| USD million | |
|---|---|
| BNOR13 Convertible Bond | |
| BNOR15 Convertible Bond | |
| BNOR14 Senior Unsecured Bond | |
| **Total non-current bonds** | |
| **Total borrowings** | |

**Details on borrowings outstanding on 31 December 2023**

BNOR13

In July 2019, BlueNord issued a subordinated convertible bond loan of USD 158 million with a tenor of eight years where the lender w
the loan into new shares in the Company at a conversion price of NOK 240 (USD 29.3) per share by way of set-off against the claim
a mandatory conversion to equity after five years and carries an interest of 8 percent p.a. on a PIK basis, with an alternative option to
p.a., payable semi-annually. Should the instrument be in place beyond the five-year conversion period, the interest rate on BNOR13
for the remaining term of the loan.

In November 2022, BlueNord had proposed for some amendments to the BNOR13 bond which includes a two-year de in the ma
(08 November 2023 to 31 December 2025) following the expected Tyra first gas date and an inclusion of a call option to low the Co
BNOR13 bond with cash in December 2025. To reflect the premium of the then share price relative to the BNOR13 previous convers
has been updated from approximately USD 165 million to approximately USD 227 million by way of issuance of compensation bond
reset to USD 51.4307 per share and interest rate remains unchanged.

In December 2022, the majority of the remaining convertible loan was transferred into the new convertible instrument, BNO 15 and, of
outstanding on 31 December 2022, USD 14.2 million was converted into equity by 26 January 2023, including conversion USD 0.5 m
The remaining BNOR13 bond was then subject to the amendments as proposed by the Company in November 2022 and USD 48.2 th
were issued on 26 January. The amendment to BNOR13 terms aligns the terms of the remaining bond with that of the BNO 15 bond. In
195,723 was converted into equity and so the outstanding value of BNOR13 is USD 63 in Q4 2023. Given the insignificant amount outst
been assumed as nil in the reporting.

BNOR14

The Company issued a senior unsecured bond of USD 175 million in 2019, due in June 2026. The bond carries an interest 9 percent
July 2021, BlueNord's written resolution regarding the addition of further headroom under the Leverage Ratio covenant through to the
and approved by the Company's BNOR14 bondholders. Based on this written resolution, the maximum Leverage Ratio has been am
ending Q2 2023, 6.0x (from 3.0x) during Q3 2023 and 5.0x (from 3.0x) during Q4 2023. From Q1 2024 onwards, the maximum Levera
the original bond terms. In addition to the change in maximum permitted leverage, BlueNord's minimum bank deposits threshold has
until the end of 2023 (from USD 50 million until end Q2 2023 and USD 25 million during Q3 and Q4 2023).



Årsregnskap regnskapsåret 2023 for 987989297

In this report


1-52

53-71

72-154

| | |
|---|---|
| Consolidated Statements | 73 |
| Consolidated Statement of Comprehensive Income | 73 |
| Consolidated Statement of Financial Position | 74 |
| Consolidated Statement of Changes in Equity | 76 |
| Consolidated Statement of Cash Flows | 77 |
| Notes | 78 |
| Statutory Accounts | 122 |
| Income Statement | 122 |
| Balance Sheet | 123 |
| Cash Flow | 125 |
| Notes | 126 |
| Independent Auditor's Report | 137 |
| Statement of Compliance | 140 |
| Alternative Performance Measures | 141 |
| Supplementary oil and gas information (unaudited) | 142 |
| Appendices | 143 |
| Information about BlueNord | 155 |


## Contents for Consolidated Statements


| | |
|---|---|
| Consolidated Statement of Comprehensive Income | 73 |
| Consolidated Statement of Financial Position | 74 |
| Consolidated Statement of Changes in Equity | 76 |
| Consolidated Statement of Cash Flows | 77 |
| Note 1: Summary of material accounting policies | 78 |
| Note 2: Financial risk management | 84 |
| Note 3: Critical accounting estimates and judgements | 87 |
| Note 4: Revenue | 88 |
| Note 5: Production expenses | 89 |
| Note 6: Exploration and evaluation expenses | 90 |
| Note 7: Personnel expenses | 90 |
| Note 8: Other operating expenses | 91 |
| Note 9: Intangible assets | 91 |
| Note 10: Restatement of borrowing cost | 92 |
| Note 11: Property, Plant and Equipment | 95 |
| Note 12: Impairments | 96 |
| Note 13: Financial income and expenses | 97 |
| Note 14: Tax | 97 |
| Note 15: Earnings per share | 102 |
| Note 16: Non-current receivables, trade receivables and other current assets | 102 |
| Note 17: Inventories | 103 |
| Note 18: Restricted bank deposits, cash and cash equivalents | 103 |
| Note 19: Financial instruments | 104 |
| Note 20: Share capital | 110 |
| Note 21: Post-employment benefits | 112 |
| Note 22: Asset retirement obligations | 112 |
| Note 23: Borrowings | 114 |
| Note 24: Trade payables and other payables | 118 |
| Note 25: Guarantees | 119 |
| Note 26: Investments in jointly owned assets | 120 |
| Note 27: Contingencies and commitments | 120 |
| Note 28: Related party transactions | 121 |
| Note 29: Subsequent events | 121 |




## Notes continued

### 5 Borrowings continued

BNOR15

The Company issued a convertible bond loan of USD 207.6 million in December 2022, with a five-year tenor and a conversion to equ three years (31 December 2025). BNOR15 is made up of a transfer from BNOR13 of USD 151.4 million plus additional compensation Similarly, to BNOR13, the lender was granted a right to convert the loan into new shares in the Company by way of set-off against the loan carries an interest of 8 percent p.a. on a PIK basis, with an alternative option to pay cash interest at 6 percent p.a., payable semi- million was converted into equity.

### 5.2 Covenants

**Reserve-based lending facility**

The reserve-based credit facility constitutes senior debt of the Company and is secured on a first priority basis against certain of the their assets. The reserve-based credit facility agreement contains a financial covenant that the ratio of Net Debt to EBITDAX (earnin depreciation, amortisation and exploration) shall be: less than 6.0:1.0 at the end of financial years 2021 and 2022; less than 3.5:1.0 at t and less than 3.0:1.0 at the end of financial year 2024 onwards until the expiry of the facility. Each test is carried out on the audited full BlueNord ASA. BlueNord must also demonstrate minimum bank deposits on a look forward basis of USD 50 million during the relev of completion of the Tyra redevelopment project and following 12-month period. The agreement also includes special covenants wh Company from taking on additional secured debt, provide parameters for minimum and maximum hedging requirements and restri other distributions. BlueNord is in compliance with these covenants at the end of 2023.

BNOR14

In July 2021, BlueNord's written resolution regarding the addition of further headroom under the Leverage Ratio covenant through to and approved by the Company's BNOR14 bondholders. Based on this written resolution, the maximum Leverage Ratio has been ar during the Tyra Redevelopment Period ending Q2 2023, 6.0x (from 3.0x) during Q3 2023 and 5.0x (from 3.0x) during Q4 2023. Fron maximum Leverage Ratio will revert to 3.0x per the original bond terms. In addition to the change in maximum permitted leverage, B deposits threshold has increased to USD 75 million until the end of 2023 (from USD 50 million until end Q2 2023 and USD 25 million BlueNord is in compliance with the covenants at the end of 2023.

### 5.3 Payment structure

| Principal | |
|---|---|
| 2026 | |
| **Total** | |

| Interest payments at 31.12.2023 | BNOR15* |
|---|---|
| **Interest rate** | – |
| 2024 | – |
| 2025 | – |
| 2026 | – |
| **Total** | – |

* BNOR15 carries a variable interest charge of: (i) 6 percent per annum in cash, payable semi-annually, or, (ii) 8 percent per annum PIK cumulative interest, rolled up semi-annuall at expiry of the bond. Currently, the Company has elected the PIK interest of 8 percent and is therefore forecasting no cash interest payments on BNOR15 in the above table.

Årsregnskap regnskapsåret 2023 for 987989297

In this report


1-52

53-71

72-154

| | |
|---|---|
| Consolidated Statements | 73 |
| Consolidated Statement of Comprehensive Income | 73 |
| Consolidated Statement of Financial Position | 74 |
| Consolidated Statement of Changes in Equity | 76 |
| Consolidated Statement of Cash Flows | 77 |
| Notes | 78 |
| Statutory Accounts | 122 |
| Income Statement | 122 |
| Balance Sheet | 123 |
| Cash Flow | 125 |
| Notes | 126 |
| Independent Auditor's Report | 137 |
| Statement of Compliance | 140 |
| Alternative Performance Measures | 141 |
| Supplementary oil and gas information (unaudited) | 142 |
| Appendices | 143 |
| Information about BlueNord | 155 |


## Contents for Consolidated Statements


| | |
|---|---|
| Consolidated Statement of Comprehensive Income | 73 |
| Consolidated Statement of Financial Position | 74 |
| Consolidated Statement of Changes in Equity | 76 |
| Consolidated Statement of Cash Flows | 77 |
| Note 1: Summary of material accounting policies | 78 |
| Note 2: Financial risk management | 84 |
| Note 3: Critical accounting estimates and judgements | 87 |
| Note 4: Revenue | 88 |
| Note 5: Production expenses | 89 |
| Note 6: Exploration and evaluation expenses | 90 |
| Note 7: Personnel expenses | 90 |
| Note 8: Other operating expenses | 91 |
| Note 9: Intangible assets | 91 |
| Note 10: Restatement of borrowing cost | 92 |
| Note 11: Property, Plant and Equipment | 95 |
| Note 12: Impairments | 96 |
| Note 13: Financial income and expenses | 97 |
| Note 14: Tax | 97 |
| Note 15: Earnings per share | 102 |
| Note 16: Non-current receivables, trade receivables and other current assets | 102 |
| Note 17: Inventories | 103 |
| Note 18: Restricted bank deposits, cash and cash equivalents | 103 |
| Note 19: Financial instruments | 104 |
| Note 20: Share capital | 110 |
| Note 21: Post-employment benefits | 112 |
| Note 22: Asset retirement obligations | 112 |
| Note 23: Borrowings | 114 |
| Note 24: Trade payables and other payables | 118 |
| Note 25: Guarantees | 119 |
| Note 26: Investments in jointly owned assets | 120 |
| Note 27: Contingencies and commitments | 120 |
| Note 28: Related party transactions | 121 |
| Note 29: Subsequent events | 121 |




### > 5 Borrowings continued

**5.4 Pledged assets**

Pledged assets relate to the carrying value of the pledged shares under the reserve-based lending facility entered into by the wholly owned
see note 23 in the Consolidated financial statements.

### > 6 Guarantees

**Overview of issued guarantees on 31 December 2023**

The parent company of the Group, BlueNord ASA ('BlueNord'), has issued a Parent Company guarantee to the Danish Ministry of C
behalf of its subsidiary BlueNord Energy Denmark A/S and BlueNord Gas Denmark A/S.

The Company has provided a parent company guarantee to the Danish Ministry of Climate, Energy and Utilities related to the Group
continental shelf, including BlueNord's participation in the Tyra West Pipeline and the Lulita licence. The Company has also provided
towards the lenders in relation to the Company's USD 1.1 billion reserve-based lending facility and customary obligations/guarantee
agreements. BlueNord has also provided a parent company guarantee to Shell Energy Europe Limited in relation to its subsidiary Bl
A/S's obligations under a gas offtake and transportation agreement capped at EUR 30 million.

Furthermore, the Company has provided a parent company guarantee to Total E&P Denmark A/S for its obligations under the JOA
from Shell. BlueNord has provided standby Letters of Credit of USD 100 million, issued under the USD 100 million sub-limit of the RE
in connection with this guarantee.

In relation to BlueNord's historic operations in the UK North Sea, the Company has issued a parent company guarantee on behalf of
UK Ltd and BlueNord Energy UK Limited.

On 31 December 2012, BlueNord issued a parent company guarantee on behalf of its subsidiary Noreco Norway AS. BlueNord gua
become payable by Noreco Norway AS to the Norwegian Secretary of State under the terms of the licences and the Company doe
first demand, BlueNord shall pay to the Norwegian Secretary of State on demand an amount equal to all such amounts. Noreco Nor
however as per 31 December 2023, the guarantee has not been withdrawn.

### > 7 Shareholders' equity

| Changes in equity<br>All figures in USD million | Share capital | Share premium | Treasury reserve |
|---|---|---|---|
| Equity 31 December 2022 | 1.7 | 768.4 | (0.1) |
| Issue of shares | **0.0** | **14.5** | **–** |
| Conversion bonds | **–** | **–** | **–** |
| Share-based incentive program | **–** | **–** | **0.0** |
| Net result for the period | **–** | **–** | **–** |
| **Equity 31 December 2023** | **1.7** | **782.9** | **(0.1)** |



Årsregnskap regnskapsåret 2023 for 987989297

In this report


1-52

53-71

72-154

| | |
|---|---|
| Consolidated Statements | 73 |
| Consolidated Statement of Comprehensive Income | 73 |
| Consolidated Statement of Financial Position | 74 |
| Consolidated Statement of Changes in Equity | 76 |
| Consolidated Statement of Cash Flows | 77 |
| Notes | 78 |
| Statutory Accounts | 122 |
| Income Statement | 122 |
| Balance Sheet | 123 |
| Cash Flow | 125 |
| Notes | 126 |
| Independent Auditor's Report | 137 |
| Statement of Compliance | 140 |
| Alternative Performance Measures | 141 |
| Supplementary oil and gas information (unaudited) | 142 |
| Appendices | 143 |
| Information about BlueNord | 155 |


## Contents for Consolidated Statements


| | |
|---|---|
| Consolidated Statement of Comprehensive Income | 73 |
| Consolidated Statement of Financial Position | 74 |
| Consolidated Statement of Changes in Equity | 76 |
| Consolidated Statement of Cash Flows | 77 |
| Note 1: Summary of material accounting policies | 78 |
| Note 2: Financial risk management | 84 |
| Note 3: Critical accounting estimates and judgements | 87 |
| Note 4: Revenue | 88 |
| Note 5: Production expenses | 89 |
| Note 6: Exploration and evaluation expenses | 90 |
| Note 7: Personnel expenses | 90 |
| Note 8: Other operating expenses | 91 |
| Note 9: Intangible assets | 91 |
| Note 10: Restatement of borrowing cost | 92 |
| Note 11: Property, Plant and Equipment | 95 |
| Note 12: Impairments | 96 |
| Note 13: Financial income and expenses | 97 |
| Note 14: Tax | 97 |
| Note 15: Earnings per share | 102 |
| Note 16: Non-current receivables, trade receivables and other current assets | 102 |
| Note 17: Inventories | 103 |
| Note 18: Restricted bank deposits, cash and cash equivalents | 103 |
| Note 19: Financial instruments | 104 |
| Note 20: Share capital | 110 |
| Note 21: Post-employment benefits | 112 |
| Note 22: Asset retirement obligations | 112 |
| Note 23: Borrowings | 114 |
| Note 24: Trade payables and other payables | 118 |
| Note 25: Guarantees | 119 |
| Note 26: Investments in jointly owned assets | 120 |
| Note 27: Contingencies and commitments | 120 |
| Note 28: Related party transactions | 121 |
| Note 29: Subsequent events | 121 |




### > 8 Share capital and shareholder information

| | |
|---|---|
| Ordinary shares | 2 |
| Treasury shares | |
| **Total shares** | |
| Par value in NOK | |

BlueNord owns 100,521 of its own shares. All shares have equal rights. All shares are fully paid.

**Changes in number of shares and share capital:**

| | |
|---|---|
| Number of shares and share capital as of 1 January 2022 | |
| Issue of shares | |
| Capital reduction, approved and registered | |
| **Share capital as of 31.12.22** | |
| Issue of shares | |
| **Share capital as of 31.12.23** | 2 |

| | |
|---|---|
| Treasury shares as of 1 January 2022 | |
| Sale of Treasury shares | |
| **Treasury shares as of 31.12.22** | |
| Sale of Treasury shares | |
| **Treasury shares as of 31.12.23** | |

* In USD million.

**Changes in 2023**

The Company received conversion notice from bondholders holding BNOR13 and BNOR15 bonds for a total principal amou of USD 14 pursuant to the bond terms are convertible into 497,425 new shares in the Company. The BNOR13 conversion in January had a conversi following conversions had a conversion price of USD 51.4307 according to the new bond terms. Following such conversions the share c 268.5/USD 32.7 thousands.

The Company sold 36,641 of its own shares during the year, of which 23,641 shares was related to first award of the Long-term Incen The shares price at transfer date was 475 NOK/share. In addition, 13,000 shares were sold to cover exercise of options held by form price 160 NOK/share.

## In this report


**1-52**

**53-71**

**72-154**

| | |
|---|---|
| Consolidated Statements | 73 |
| Consolidated Statement of Comprehensive Income | 73 |
| Consolidated Statement of Financial Position | 74 |
| Consolidated Statement of Changes in Equity | 76 |
| Consolidated Statement of Cash Flows | 77 |
| Notes | 78 |
| Statutory Accounts | 122 |
| Income Statement | 122 |
| Balance Sheet | 123 |
| Cash Flow | 125 |
| Notes | 126 |
| Independent Auditor's Report | 137 |
| Statement of Compliance | 140 |
| Alternative Performance Measures | 141 |
| Supplementary oil and gas information (unaudited) | 142 |
| Appendices | 143 |
| Information about BlueNord | 155 |


## Contents for Consolidated Statements


| | |
|---|---|
| Consolidated Statement of Comprehensive Income | 73 |
| Consolidated Statement of Financial Position | 74 |
| Consolidated Statement of Changes in Equity | 76 |
| Consolidated Statement of Cash Flows | 77 |
| Note 1: Summary of material accounting policies | 78 |
| Note 2: Financial risk management | 84 |
| Note 3: Critical accounting estimates and judgements | 87 |
| Note 4: Revenue | 88 |
| Note 5: Production expenses | 89 |
| Note 6: Exploration and evaluation expenses | 90 |
| Note 7: Personnel expenses | 90 |
| Note 8: Other operating expenses | 91 |
| Note 9: Intangible assets | 91 |
| Note 10: Restatement of borrowing cost | 92 |
| Note 11: Property, Plant and Equipment | 95 |
| Note 12: Impairments | 96 |
| Note 13: Financial income and expenses | 97 |
| Note 14: Tax | 97 |
| Note 15: Earnings per share | 102 |
| Note 16: Non-current receivables, trade receivables and other current assets | 102 |
| Note 17: Inventories | 103 |
| Note 18: Restricted bank deposits, cash and cash equivalents | 103 |
| Note 19: Financial instruments | 104 |
| Note 20: Share capital | 110 |
| Note 21: Post-employment benefits | 112 |
| Note 22: Asset retirement obligations | 112 |
| Note 23: Borrowings | 114 |
| Note 24: Trade payables and other payables | 118 |
| Note 25: Guarantees | 119 |
| Note 26: Investments in jointly owned assets | 120 |
| Note 27: Contingencies and commitments | 120 |
| Note 28: Related party transactions | 121 |
| Note 29: Subsequent events | 121 |




## Notes continued

### > 8 Share capital and shareholder information continued

**Overview of shareholders at 02 April 2024:**

| Shareholder* | Shareholding |
|---|---|
| Euroclear Bank S.A./N.V. | 6,815,172 |
| Goldman Sachs International | 5,096,153 |
| Barclays Bank PLC | 2,105,007 |
| SOBER AS | 1,850,000 |
| J.P. Morgan Securities LLC | 1,459,883 |
| The Bank of New York Mellon SA/NV | 949,183 |
| BNP Paribas | 621,520 |
| CLEARSTREAM BANKING S.A. | 509,620 |
| Citibank, N.A. | 499,653 |
| State Street Bank and Trust Comp | 494,195 |
| Sbakkejord AS | 425,500 |
| FINSNES INVEST AS | 313,000 |
| SOSYFR INVEST AS | 308,070 |
| HANASAND | 263,150 |
| ALTO HOLDING AS | 238,300 |
| VELDE HOLDING AS | [illegible]0,000 |
| Morgan Stanley & Co. Int. Plc. | [illegible]10,055 |
| JPMorgan Chase Bank, N.A., London | [illegible]00,872 |
| OUSDAL AS | [illegible]0,000 |
| SONGA CAPITAL AS | [illegible]85,735 |
| **Total** | **22,[illegible]5,068** |
| Other owners (ownership <0.67%) | 3,230,781 |
| **Total number of shares at 02 April 2024** | **26,2[illegible]5,849** |

* Nominee holder.

Årsregnskap for regnskapsåret 2023 for 987989297

## In this report


**1-52**

**53-71**

**72-154**

| | |
|---|---|
| Consolidated Statements | 73 |
| Consolidated Statement of Comprehensive Income | 73 |
| Consolidated Statement of Financial Position | 74 |
| Consolidated Statement of Changes in Equity | 76 |
| Consolidated Statement of Cash Flows | 77 |
| Notes | 78 |
| Statutory Accounts | 122 |
| Income Statement | 122 |
| Balance Sheet | 123 |
| Cash Flow | 125 |
| Notes | 126 |
| Independent Auditor's Report | 137 |
| Statement of Compliance | 140 |
| Alternative Performance Measures | 141 |
| Supplementary oil and gas information (unaudited) | 142 |
| Appendices | 143 |
| Information about BlueNord | 155 |


## Contents for Consolidated Statements


| | |
|---|---|
| Consolidated Statement of Comprehensive Income | 73 |
| Consolidated Statement of Financial Position | 74 |
| Consolidated Statement of Changes in Equity | 76 |
| Consolidated Statement of Cash Flows | 77 |
| Note 1: Summary of material accounting policies | 78 |
| Note 2: Financial risk management | 84 |
| Note 3: Critical accounting estimates and judgements | 87 |
| Note 4: Revenue | 88 |
| Note 5: Production expenses | 89 |
| Note 6: Exploration and evaluation expenses | 90 |
| Note 7: Personnel expenses | 90 |
| Note 8: Other operating expenses | 91 |
| Note 9: Intangible assets | 91 |
| Note 10: Restatement of borrowing cost | 92 |
| Note 11: Property, Plant and Equipment | 95 |
| Note 12: Impairments | 96 |
| Note 13: Financial income and expenses | 97 |
| Note 14: Tax | 97 |
| Note 15: Earnings per share | 102 |
| Note 16: Non-current receivables, trade receivables and other current assets | 102 |
| Note 17: Inventories | 103 |
| Note 18: Restricted bank deposits, cash and cash equivalents | 103 |
| Note 19: Financial instruments | 104 |
| Note 20: Share capital | 110 |
| Note 21: Post-employment benefits | 112 |
| Note 22: Asset retirement obligations | 112 |
| Note 23: Borrowings | 114 |
| Note 24: Trade payables and other payables | 118 |
| Note 25: Guarantees | 119 |
| Note 26: Investments in jointly owned assets | 120 |
| Note 27: Contingencies and commitments | 120 |
| Note 28: Related party transactions | 121 |
| Note 29: Subsequent events | 121 |




## Notes continued

### > 9 Payroll expenses and remuneration

| USD million | |
|---|---|
| Salaries (incl. Directors' fees) | |
| Social security tax | |
| Pension costs[1] | |
| Costs relating to share-based payments | |
| Other personnel expenses | |
| **Total personnel expenses** | |
| **Average number of employees** | |

(1) Norwegian companies are obliged to have an occupational pension in accordance with the Norwegian Act related to mandatory occupational pension. BlueNord ASA meets t mandatory occupational pension ('obligatorisk tjenestepensjon').

For further information on remuneration to key management personnel and Board of Directors, please see note 7 in the Consolidate

### > 10 Write-down and reversal of financial assets

| USD million | |
|---|---|
| Net impairment loans to subsidiaries | |
| Net reversal of prior years' impairments on loans to subsidiaries | |
| **Net impairment of financial assets** | |

Write-down of loans to subsidiaries in 2023 consists of impairment of loans in BlueNord UK Ltd. The reversal of previous years' impa Energy UK Ltd. The intercompany loans to the UK investment are impaired to zero.

Write-down of loans to subsidiaries in 2022 consists of impairment of loans to BlueNord UK Ltd. and BlueNord Energy Ltd. The inter UK investment are impaired to zero.

### > 11 Tax

Reconciliation of nominal to actual tax rate:

| USD million | |
|---|---|
| **Result before tax** | |
| Corporation income tax of income (loss) before tax -22% | |
| **Calculated tax expense** | |
| Permanent differences | |
| Changes in deferred tax assets – not recognised | |
| Prior year adjustments | |
| **Income tax expense** | |

Årsregnskapregnskapsåret 2023 for 987989297

## In this report


**1-52**

**53-71**

**72-154**

| | |
|---|---|
| Consolidated Statements | 73 |
| Consolidated Statement of Comprehensive Income | 73 |
| Consolidated Statement of Financial Position | 74 |
| Consolidated Statement of Changes in Equity | 76 |
| Consolidated Statement of Cash Flows | 77 |
| Notes | 78 |
| Statutory Accounts | 122 |
| Income Statement | 122 |
| Balance Sheet | 123 |
| Cash Flow | 125 |
| Notes | 126 |
| Independent Auditor's Report | 137 |
| Statement of Compliance | 140 |
| Alternative Performance Measures | 141 |
| Supplementary oil and gas information (unaudited) | 142 |
| Appendices | 143 |
| Information about BlueNord | 155 |


## Contents for Consolidated Statements


| | |
|---|---|
| Consolidated Statement of Comprehensive Income | 73 |
| Consolidated Statement of Financial Position | 74 |
| Consolidated Statement of Changes in Equity | 76 |
| Consolidated Statement of Cash Flows | 77 |
| Note 1: Summary of material accounting policies | 78 |
| Note 2: Financial risk management | 84 |
| Note 3: Critical accounting estimates and judgements | 87 |
| Note 4: Revenue | 88 |
| Note 5: Production expenses | 89 |
| Note 6: Exploration and evaluation expenses | 90 |
| Note 7: Personnel expenses | 90 |
| Note 8: Other operating expenses | 91 |
| Note 9: Intangible assets | 91 |
| Note 10: Restatement of borrowing cost | 92 |
| Note 11: Property, Plant and Equipment | 95 |
| Note 12: Impairments | 96 |
| Note 13: Financial income and expenses | 97 |
| Note 14: Tax | 97 |
| Note 15: Earnings per share | 102 |
| Note 16: Non-current receivables, trade receivables and other current assets | 102 |
| Note 17: Inventories | 103 |
| Note 18: Restricted bank deposits, cash and cash equivalents | 103 |
| Note 19: Financial instruments | 104 |
| Note 20: Share capital | 110 |
| Note 21: Post-employment benefits | 112 |
| Note 22: Asset retirement obligations | 112 |
| Note 23: Borrowings | 114 |
| Note 24: Trade payables and other payables | 118 |
| Note 25: Guarantees | 119 |
| Note 26: Investments in jointly owned assets | 120 |
| Note 27: Contingencies and commitments | 120 |
| Note 28: Related party transactions | 121 |
| Note 29: Subsequent events | 121 |


## **Notes** continued

### > 11 **Tax** continued

Deferred tax liability and deferred tax assets:

| USD million | |
|---|---|
| Net operating loss deductible | |
| Interest limitation carried forward | |
| Fixed assets | |
| Current assets | |
| Liabilities | |
| **Tax base deferred tax liability/deferred tax asset** | |
| **Net deferred tax liability/(deferred tax asset) (22%)** | |
| **Unrecognised deferred tax asset** | |

### > 12 Other operating expenses and audit fees

| USD million | |
|---|---|
| Lease expenses | |
| IT expenses | |
| Travel expenses | |
| General and administrative costs | |
| Consultant fees | |
| Other operating expenses | |
| **Total other operating expenses** | |

Expensed audit fee:

| USD 1000, excl. VAT | |
|---|---|
| Auditor's fees | |
| Other services | |
| **Total audit fees** | |

## In this report


**1-52**

**53-71**

**72-154**

| | |
|---|---|
| Consolidated Statements | 73 |
| Consolidated Statement of Comprehensive Income | 73 |
| Consolidated Statement of Financial Position | 74 |
| Consolidated Statement of Changes in Equity | 76 |
| Consolidated Statement of Cash Flows | 77 |
| Notes | 78 |
| Statutory Accounts | 122 |
| Income Statement | 122 |
| Balance Sheet | 123 |
| Cash Flow | 125 |
| Notes | 126 |
| Independent Auditor's Report | 137 |
| Statement of Compliance | 140 |
| Alternative Performance Measures | 141 |
| Supplementary oil and gas information (unaudited) | 142 |
| Appendices | 143 |
| Information about BlueNord | 155 |


## Contents for Consolidated Statements


| | |
|---|---|
| Consolidated Statement of Comprehensive Income | 73 |
| Consolidated Statement of Financial Position | 74 |
| Consolidated Statement of Changes in Equity | 76 |
| Consolidated Statement of Cash Flows | 77 |
| Note 1: Summary of material accounting policies | 78 |
| Note 2: Financial risk management | 84 |
| Note 3: Critical accounting estimates and judgements | 87 |
| Note 4: Revenue | 88 |
| Note 5: Production expenses | 89 |
| Note 6: Exploration and evaluation expenses | 90 |
| Note 7: Personnel expenses | 90 |
| Note 8: Other operating expenses | 91 |
| Note 9: Intangible assets | 91 |
| Note 10: Restatement of borrowing cost | 92 |
| Note 11: Property, Plant and Equipment | 95 |
| Note 12: Impairments | 96 |
| Note 13: Financial income and expenses | 97 |
| Note 14: Tax | 97 |
| Note 15: Earnings per share | 102 |
| Note 16: Non-current receivables, trade receivables and other current assets | 102 |
| Note 17: Inventories | 103 |
| Note 18: Restricted bank deposits, cash and cash equivalents | 103 |
| Note 19: Financial instruments | 104 |
| Note 20: Share capital | 110 |
| Note 21: Post-employment benefits | 112 |
| Note 22: Asset retirement obligations | 112 |
| Note 23: Borrowings | 114 |
| Note 24: Trade payables and other payables | 118 |
| Note 25: Guarantees | 119 |
| Note 26: Investments in jointly owned assets | 120 |
| Note 27: Contingencies and commitments | 120 |
| Note 28: Related party transactions | 121 |
| Note 29: Subsequent events | 121 |




## Notes continued

### > 13 Related party transactions

| Transactions with related party<br>USD million | |
|---|---|
| a) Allocation of cost to Group companies, Management fee | |
| b) Allocation of cost to Group companies, IT expenses | |
| c) Purchases of services | |
| d) Sale of assets | |

Interest income and interest expenses to Group companies are presented separately in the income statement.

Services are charged between Group companies at an hourly rate which corresponds to similar rates between independent parties
management fee to Group companies amounts to USD 4.4 million for 2023.

**Balances with Group companies**
Carrying value of balances with Group companies are stated on the face of the balance sheet and are all related to 100 percent cont

BlueNord did not have any other transactions with any other related parties during 2023. Please see the Executive Remuneration Rep
to shareholders and remuneration to management.

In this report


1-52

53-71

72-154

| | |
|---|---|
| Consolidated Statements | 73 |
| Consolidated Statement of Comprehensive Income | 73 |
| Consolidated Statement of Financial Position | 74 |
| Consolidated Statement of Changes in Equity | 76 |
| Consolidated Statement of Cash Flows | 77 |
| Notes | 78 |
| Statutory Accounts | 122 |
| Income Statement | 122 |
| Balance Sheet | 123 |
| Cash Flow | 125 |
| Notes | 126 |
| Independent Auditor's Report | 137 |
| Statement of Compliance | 140 |
| Alternative Performance Measures | 141 |
| Supplementary oil and gas information (unaudited) | 142 |
| Appendices | 143 |
| Information about BlueNord | 155 |


## Independent Auditor's Report
## Report on the Audit of the Financial Statements

**To the General Meeting of BlueNord ASA**

### Opinion

We have audited the financial statements of BlueNord ASA, which comprise:

- the financial statements of the parent company BlueNord ASA (the Company), which comprise the balance sheet as at 31 December 2023, the income statement and cash flow statement for the year then ended, and notes to the financial statements, including a summary of significant accounting policies, and
- the consolidated financial statements of BlueNord ASA and its subsidiaries (the Group), which comprise the consolidated statement of financial position as at 31 December 2023, the consolidated statement of comprehensive income, consolidated statement of changes in equity and consolidated statement of cash flows for the year then ended, and notes to the financial statements, including material accounting policy information.

In our opinion

- the financial statements comply with applicable statutory requirements,
- the financial statements give a true and fair view of the financial position of the Company as at 31 December 2023, and its financial performance and its cash flows for the year then ended in accordance with the Norwegian Accounting Act and accounting standards and practices generally accepted in Norway, and
- the consolidated financial statements give a true and fair view of the financial position of the Group as at 31 December 2023, and its financial performance and its cash flows for the year then ended in accordance with IFRS Accounting Standards as adopted by the EU.

Our opinion is consistent with our additional report to the Audit Committee.

### Basis for Opinion

We conducted our audit in accordance with International Standards on Auditing (ISAs). Our responsibilities under those standards are further described in the *Auditor's Responsibilities for the Audit of the Financial Statements* section of our report. We are independent of the Company and the Group as required by relevant laws and regulations in Norway and the International Ethics Standards Board for Accountants' International Code of Ethics for Professional Accountants (including International Independence Standards) (IESBA Code), and we have fulfilled our other ethical responsibilities in accordance with these requirements. We believe that the audit evidence we have obtained is sufficient and appropriate to provide a basis for our opinion.

To the best of our knowledge and belief, no prohibited non-audit services r
Regulation (537/2014) Article 5.1 have been provided.

We have been the auditor of the Company for 16 years from the election by
shareholders on 25 April 2008 for the accounting year 2008.

### Key Audit Matters

Key audit matters are those matters that, in our professional judgment, wer
audit of the financial statements of the current period. These matters were
our audit of the financial statements as a whole, and in forming our opinion t
a separate opinion on these matters.

### Impairment trigger assessment

Refer to note 3.2, critical accounting estimates and assumptions (section d
note 11 Property, plant and equipment and note 12 Impairments.

| The key audit matter | How the matter was addresse |
|---|---|
| As at 31 December 2023, the Group has Property, plant and equipment of USD 2,427.9 million and intangible assets of USD 151.6 million. The Group did not recognise any impairment charge in 2023.<br><br>The recoverable amounts of producing assets and assets under construction are sensitive to changes in assumptions, in particular oil and gas prices, potential cost overruns, discount rate and oil and gas reserves. Any negative developments in these assumptions and forecasts may be an impairment trigger.<br><br>Significant auditor judgment is required when evaluating managements impairment trigger assessment. | For the cash-generat and challenged the as management's impair including:<br>• comparison of the capitalisation inclu much of the headr the cash-generatin<br>• Assessed whethe for the current and considered an imp<br><br>We also evaluated the appropriateness of th financial statements. |



Årsregnskap regnskapsåret 2023 for 987989297

In this report


1-52

53-71

72-154

| | |
|---|---|
| Consolidated Statements | 73 |
| Consolidated Statement of Comprehensive Income | 73 |
| Consolidated Statement of Financial Position | 74 |
| Consolidated Statement of Changes in Equity | 76 |
| Consolidated Statement of Cash Flows | 77 |
| Notes | 78 |
| Statutory Accounts | 122 |
| Income Statement | 122 |
| Balance Sheet | 123 |
| Cash Flow | 125 |
| Notes | 126 |
| Independent Auditor's Report | 137 |
| Statement of Compliance | 140 |
| Alternative Performance Measures | 141 |
| Supplementary oil and gas information (unaudited) | 142 |
| Appendices | 143 |
| Information about BlueNord | 155 |




**Assets retirement obligations**
Refer to note 3.2 Critical accounting estimates (section c) and assumptions and note 22 Assets retirement obligations.

| The key audit matter | How the matter was addressed in our audit |
|---|---|
| As at 31 December 2023, the Group has non-current Assets retirement obligations of USD 1,033.7 million and current Asset retirement obligations of USD 15.4 million.<br><br>The determination of the asset retirement obligations ("ARO") involves judgement related to the estimation of future costs, the discount rate applied, the economic cut-off date for fields and the related timing of the expected costs.<br><br>Significant auditor judgment is required when evaluating the asset retirement obligations and to determine whether there is sufficient evidence available to support the estimates and judgments made. | Our audit procedures in this area included:<br>• Assessing management's process to determine the present value of the estimated future decommissioning and removal expenditures required by local conditions and requirements.<br>• We critically assessed and challenged the link between the economic cut-off date for fields for consistency to the reserves estimate, for which a third party assessment has been obtained.<br>• We assessed and challenged managements expected future costs estimates by comparing these to reports from the operator company and evaluating the historical accuracy of the cost estimates.<br>• Assessing the discount and inflation rate applied with reference to industry practice along with market and Company data.<br>• We assessed the mathematical and methodological integrity of management's valuation model.<br><br>We also evaluated the adequacy and appropriateness of the disclosures in the financial statements. |

**Other Information**
The Board of Directors and the Managing Director (management) are responsible for the information in the Board of Directors' report and the other information accompanying the financial statements. The other information comprises information in the annual report, but does not include the financial statements and our auditor's report thereon. Our opinion on the financial statements does not cover the information in the Board of Directors' report nor the other information accompanying the financial statements.

In connection with our audit of the financial statements, our responsibility is to read the Board of Directors' report and the other information accompanying the financial statements. The purpose is to consider if there is material inconsistency between the Board of Directors' report and the other information accompanying the financial statements and the financial statements or our knowledge obtained in the audit, or whether the Board of Directors' report and the other information accompanying the financial statements otherwise appears to be materially misstated. We are required
misstatement in the Board of Directors' report or the other information acc
statements. We have nothing to report in this regard.

Based on our knowledge obtained in the audit, it is our opinion that the Boa
- is consistent with the financial statements and
- contains the information required by applicable statutory requirements.

Our opinion on the Board of Director's report applies correspondingly to th
Governance and Corporate Social Responsibility.

**Responsibilities of Management for the Financial Statements**
Management is responsible for the preparation of financial statements of t
and fair view in accordance with the Norwegian Accounting Act and accou
generally accepted in Norway, and for the preparation of the consolidated
Group that give a true and fair view in accordance with IFRS Accounting St
EU. Management is responsible for such internal control as management
enable the preparation of financial statements that are free from material m
fraud or error.

In preparing the financial statements, management is responsible for asse
Group's ability to continue as a going concern, disclosing, as applicable, ma
The financial statements of the Company use the going concern basis of a
likely that the enterprise will cease operations. The consolidated financial s
the going concern basis of accounting unless management either intends
cease operations, or has no realistic alternative but to do so.

**Auditor's Responsibilities for the Audit of the Financial Statements**
Our objectives are to obtain reasonable assurance about whether the fina
are free from material misstatement, whether due to fraud or error, and to is
includes our opinion. Reasonable assurance is a high level of assurance, b
audit conducted in accordance with ISAs will always detect a material mis
Misstatements can arise from fraud or error and are considered material if,
they could reasonably be expected to influence the economic decisions o
these financial statements.

As part of an audit in accordance with ISAs, we exercise professional judgm
scepticism throughout the audit. We also:
- identify and assess the risks of material misstatement of the financial st
fraud or error. We design and perform audit procedures responsive to t
evidence that is sufficient and appropriate to provide a basis for our opi
material misstatement resulting from fraud is higher than for one resultin
involve collusion, forgery, intentional omissions, misrepresentations, or



Årsregnskap og bærekraftsårsrapport 2023 for 987989297

In this report


1-52

53-71

72-154

| | |
|---|---|
| Consolidated Statements | 73 |
| Consolidated Statement of Comprehensive Income | 73 |
| Consolidated Statement of Financial Position | 74 |
| Consolidated Statement of Changes in Equity | 76 |
| Consolidated Statement of Cash Flows | 77 |
| Notes | 78 |
| Statutory Accounts | 122 |
| Income Statement | 122 |
| Balance Sheet | 123 |
| Cash Flow | 125 |
| Notes | 126 |
| Independent Auditor's Report | 137 |
| Statement of Compliance | 140 |
| Alternative Performance Measures | 141 |
| Supplementary oil and gas information (unaudited) | 142 |
| Appendices | 143 |
| Information about BlueNord | 155 |


## **Independent Auditor's Report** continued
## Report on the Audit of the Financial Statements

- obtain an understanding of internal control relevant to the audit in order to design audit procedures that are appropriate in the circumstances, but not for the purpose of expressing an opinion on the effectiveness of the Company's and the Group's internal control.
- evaluate the appropriateness of accounting policies used and the reasonableness of accounting estimates and related disclosures made by management.
- conclude on the appropriateness of management's use of the going concern basis of accounting and, based on the audit evidence obtained, whether a material uncertainty exists related to events or conditions that may cast significant doubt on the Company's and the Group's ability to continue as a going concern. If we conclude that a material uncertainty exists, we are required to draw attention in our auditor's report to the related disclosures in the financial statements or, if such disclosures are inadequate, to modify our opinion. Our conclusions are based on the audit evidence obtained up to the date of our auditor's report. However, future events or conditions may cause the Company and the Group to cease to continue as a going concern.
- evaluate the overall presentation, structure and content of the financial statements, including the disclosures, and whether the financial statements represent the underlying transactions and events in a manner that achieves a true and fair view.
- obtain sufficient appropriate audit evidence regarding the financial information of the entities or business activities within the Group to express an opinion on the consolidated financial statements. We are responsible for the direction, supervision and performance of the group audit. We remain solely responsible for our audit opinion.

We communicate with the Board of Directors regarding, among other matters, the planned scope and timing of the audit and significant audit findings, including any significant deficiencies in internal control that we identify during our audit.

We also provide the Audit Committee with a statement that we have complied with relevant ethical requirements regarding independence, and to communicate with them all relationships and other matters that may reasonably be thought to bear on our independence, and where applicable, related safeguards.

From the matters communicated with the Board of Directors, we determine those matters that were of most significance in the audit of the financial statements of the current period and are therefore the key audit matters. We describe these matters in our auditor's report unless law or regulation precludes public disclosure about the matter or when, in extremely rare circumstances, we determine that a matter should not be communicated in our report because the adverse consequences of doing so would reasonably be expected to outweigh the public interest benefits of such communication.



### Report on Other Legal and Regulatory Requirements
### Report on Compliance with Requirement on European Single Electr
### Opinion

As part of the audit of the financial statements of BlueNord ASA, we have p
engagement to obtain reasonable assurance about whether the financial s
annual report, with the file name bluenordasa-2023-12-31-en, have been p
respects, in compliance with the requirements of the Commission Delegat
on the European Single Electronic Format (ESEF Regulation) and regulatio
the Norwegian Securities Trading Act, which includes requirements relate
annual report in XHTML format, and iXBRL tagging of the consolidated fina
In our opinion, the financial statements, included in the annual report, have
respects, in compliance with the ESEF regulation.

### Management's Responsibilities

Management is responsible for the preparation of the annual report in com
regulation. This responsibility comprises an adequate process and such in
determines is necessary.

### Auditor's Responsibilities

Our responsibility, based on audit evidence obtained, is to express an opini
respects, the financial statements included in the annual report have been
ESEF. We conduct our work in compliance with the International Standard
(ISAE) 3000 – "Assurance engagements other than audits or reviews of his
The standard requires us to plan and perform procedures to obtain reason
whether the financial statements included in the annual report have been p
the ESEF Regulation.

As part of our work, we have performed procedures to obtain a understan
processes for preparing the financial statements in compliance with the ES
whether the financial statements are presented in XHTML-format. We eval
accuracy of the iXBRL tagging of the consolidated financial statements an
of judgement. Our procedures include reconciliation of the iXBRL tagged c
statements in human-readable format. We believe that the evidence we ha
appropriate to provide a basis for our opinion.

**Oslo**,
**11 April 2024**
KPMG AS

**Mona Irene Larsen**
State Authorised Public Accountant
(This document is signed electronically)

Årsregnskap regnskapsåret 2023 for 987989297

In this report


1-52

53-71

72-154

| | |
|---|---|
| Consolidated Statements | 73 |
| Consolidated Statement of Comprehensive Income | 73 |
| Consolidated Statement of Financial Position | 74 |
| Consolidated Statement of Changes in Equity | 76 |
| Consolidated Statement of Cash Flows | 77 |
| Notes | 78 |
| Statutory Accounts | 122 |
| Income Statement | 122 |
| Balance Sheet | 123 |
| Cash Flow | 125 |
| Notes | 126 |
| Independent Auditor's Report | 137 |
| Statement of Compliance | 140 |
| Alternative Performance Measures | 141 |
| Supplementary oil and gas information (unaudited) | 142 |
| Appendices | 143 |
| Information about BlueNord | 155 |


## Statement of Compliance

### > Board and management confirmation

Today, the Board of Directors and the Chief Executive Officer reviewed and approved the Board of Directors' Report and the BlueNord ASA consolidated and separate annual financial statements as of 31 December 2023.

To the best of our knowledge, we confirm that:

- the BlueNord ASA consolidated annual financial statements for 2023 have been prepared in accordance with IFRS Accounting Standards as adopted by the EU, and additional Norwegian disclosure requirements in the Norwegian Accounting Act;
- the financial statements for BlueNord ASA have been prepared in accordance with the Norwegian Accounting Act and Norwegian Accounting Standards;
- that the Board of Directors' Report for the Group and the parent company is in accordance with the requirements in the Norwegian Accounting Act and Norwegian Accounting Standard no 16;
- that the information presented in the financial statements gives a true and fair view of the Company's and the Group's assets, liabilities, financial position and results for the period viewed in their entirety; and
- that the Board of Directors' Report gives a true and fair view of the development, performance, financial position, principle risks and uncertainties of the Company and the Group.

**Oslo**
**11 April 2024**

| | | | |
|---|---|---|---|
| **Riulf Rustad**<br>Executive Chair | **Tone Kristin Omsted**<br>Board member | **Marianne Lie**<br>Board member | **Colette Cohen**<br>Board member |
| **Robert J. McGuire**<br>Board member | **Jan Lemout**<br>Board member | **Peter Coleman**<br>Board member | **Euan Shirlaw**<br>Chief Executive Officer |

In this report


1-52

53-71

72-154

| | |
|---|---|
| Consolidated Statements | 73 |
| Consolidated Statement of Comprehensive Income | 73 |
| Consolidated Statement of Financial Position | 74 |
| Consolidated Statement of Changes in Equity | 76 |
| Consolidated Statement of Cash Flows | 77 |
| Notes | 78 |
| Statutory Accounts | 122 |
| Income Statement | 122 |
| Balance Sheet | 123 |
| Cash Flow | 125 |
| Notes | 126 |
| Independent Auditor's Report | 137 |
| Statement of Compliance | 140 |
| Alternative Performance Measures | 141 |
| Supplementary oil and gas information (unaudited) | 142 |
| Appendices | 143 |
| Information about BlueNord | 155 |


## Alternative Performance Measures

BlueNord chooses to disclose Alternative Performance Measures as part of its financial reporting as a supplement to the financial statements prepared in accordance with the IFRS. This information is provided as useful supplemental information to investors, security analysts and other stakeholders to provide an enhanced insight into the financial development of BlueNord's business operations and to improve comparability between periods.

**EBITDA** Earnings before interest, taxes, depreciation, depletion, amortisation and impairments. EBITDA assists in comparing performance on a consistent basis without regard to depreciation and amortisation, which can vary significantly depending on accounting methods or non-operating factors and provides a more complete and comprehensive analysis of our operating performance relative to other companies.

**Adj. EBITDA** is EBITDA adjusted for the cost based on fair value of the share-options programme and Non-payment insurance as these costs are related to the DUC acquisition and not directly related to the operational result for the year.

| USD million | **2023** | 2022 |
|---|---|---|
| **EBITDA** | **421.4** | 611.2 |
| Non-payment insurance | **6.4** | 4.7 |
| Share-option programme[1] | **0.0** | 0.1 |
| **Adj. EBITDA** | **427.8** | 616.0 |

(1) Corrected prior year to only include the share option programme awarded after the DUC acquisition, hence the LTI Programme is not adjusted for.

**Cash flow from operations** is defined as Net cash flow from operating activities excluding tax payments.

| USD million | **2023** | 2022 |
|---|---|---|
| **Cash flow from operating activities** | **479.7** | 572.9 |
| Tax received/(paid) | **(229.8)** | (11.6) |
| **Net cash flow from operating activities** | **249.9** | 561.3 |

**Interest-bearing debt** defined as the book value of the current and non-current interest-bearing debt.

| USD million | **31.12.2023** | 31.12.2022 |
|---|---|---|
| Convertible bond loans | **(201.7)** | (188.7) |
| Senior Unsecured bond loan | **(169.1)** | (166.9) |
| Reserve-based lending facility | **(820.8)** | (764.0) |
| Other interest-bearing debt | **–** | (25.0) |
| **Interest-bearing debt** | **(1,191.6)** | (1,144.6) |

**Net interest-bearing debt** is defined by BlueNord as cash and cash equ
and non-current interest-bearing debt. The RBL facility and bond loans are
with the total amount outstanding and not the amortised cost including tran

| USD million |
|---|
| Cash and cash equivalents |
| Convertible bond loan |
| Senior Unsecured bond loan |
| Reserve-based lending facility |
| Other interest-bearing debt |
| **Net interest-bearing debt** |

In this report

1-52

53-71

72-154

Consolidated Statements 73
Consolidated Statement of Comprehensive Income 73
Consolidated Statement of Financial Position 74
Consolidated Statement of Changes in Equity 76
Consolidated Statement of Cash Flows 77
Notes 78
Statutory Accounts 122
Income Statement 122
Balance Sheet 123
Cash Flow 125
Notes 126
Independent Auditor's Report 137
Statement of Compliance 140
Alternative Performance Measures 141
Supplementary oil and gas information (unaudited) 142
Appendices 143
Information about BlueNord 155

## Supplementary oil and gas information (unaudited)

In March 2024, the Group reported oil and gas 2P reserves and near-term 2C resources, the report is reported separately from the Annual Report 2023. The Reserves Evaluator ERCE has carried out an independent evaluation of the hydrocarbon Reserves and certain Contingent Resources held by BlueNord Energy Denmark A/S in the DUC Sole Concession area, ERCE has carried out this work in accordance with the June 2018 SPE/WPC/AAPG/ SPEE/SEG/SPWLA/EAGE Petroleum Resources Management System ('PRMS') as the stand and reporting.

In line with the Annual Statement of Reserves and Resources, the reported reserves include remaining volumes expected to be recovered based on reasonable assumptions about fu fiscal, and financial conditions based on year end 2023 data. The calculations of recoverable volumes are associated with significant uncertainties. The 2P estimate represents a best

The reported contingent resources (near-term 2C) are potentially recoverable volumes from known accumulations for which development plans are being matured or further evaluatio view to development in the near term. This does not include the full portfolio of BlueNord's 2C resources.

The 2P reserves and near-term 2C resources for the DUC portfolio are shown below using the figures from the Annual Statement of Reserves and Resources issued in March 2024 as

### Total reserves as of 31.12.2023

| Field | Hub | Status | Liquids (mmbbl) | Gas (mmboe) | Oil Eq. (mmboe) |
|---|---|---|---|---|---|
| Dan | Dan | On Production | 60.4 | 4.5 | 64.9 |
| Kraka | Dan | On Production | 6.9 | 0.1 | 7.1 |
| Gorm | Gorm | On Production | 14.4 | – | 14.4 |
| Skjold | Gorm | On Production | 22.4 | 1.2 | 23.7 |
| Rolf | Gorm | On Production | 2.4 | – | 2.4 |
| Halfdan (incl. Halfdan North East) | Halfdan | On Production | 77.6 | 24.9 | 102.6 |
| Tyra | Tyra | Under Development | 31.6 | 83.2 | 114.8 |
| Valdemar | Tyra | Under Development | 38.4 | 21.3 | 59.7 |
| Roar | Tyra | Under Development | 7.0 | 16.1 | 23.1 |
| Harald | Tyra | Under Development | 1.0 | 5.5 | 6.7 |
| Lulita | Tyra | Under Development | 1.1 | 0.6 | 1.6 |
| Halfdan HCA Gas Lift Project | Halfdan | Approved for Development | 0.6 | 7.4 | 8.0 |
| Halfdan Ekofisk Infills | Halfdan | Justified for Development | 5.7 | 5.1 | 10.8 |
| Valdemar Bo South | Tyra | Justified for Development | 17.2 | 7.7 | 24.9 |
| Adda (Phase 1) | Tyra | Justified for Development | 17.2 | 23.0 | 40.2 |
| **Total 2P reserves** | | | **304.0** | **200.6** | **504.6** |
| Field | | | | | |
| Halfdan Tor NE Infill #2 | | | 1.4 | 1.0 | 2.4 |
| Adda (Phase 2) | | | 3.4 | 10.5 | 14.0 |
| Svend | | | 311.4 | 1.7 | 13.1 |
| Halfdan North | | | 38.4 | 5.9 | 44.3 |
| **Total 2C resources** | | | **54.7** | **19.0** | **73.7** |
| **Total 2P reserves and near-term 2C Resources** | | | **358.7** | **219.7** | **578.3** |



Årsregnskap regnskapsåret 2023 for 987989297

In this report


1-52

53-71

72-154

| | |
|---|---|
| Consolidated Statements | 73 |
| Consolidated Statement of Comprehensive Income | 73 |
| Consolidated Statement of Financial Position | 74 |
| Consolidated Statement of Changes in Equity | 76 |
| Consolidated Statement of Cash Flows | 77 |
| Notes | 78 |
| Statutory Accounts | 122 |
| Income Statement | 122 |
| Balance Sheet | 123 |
| Cash Flow | 125 |
| Notes | 126 |
| Independent Auditor's Report | 137 |
| Statement of Compliance | 140 |
| Alternative Performance Measures | 141 |
| Supplementary oil and gas information (unaudited) | 142 |
| Appendices | 143 |
| Information about BlueNord | 155 |


## Appendix 1. Task Force on Climate-related Financial Disclosures ('TCFD')

**BlueNord's TCFD reporting is fully compliant with the requirements shown below.**

There is a growing demand for decision-useful, climate-related information, and creditors and investors are increasingly demanding access to risk information that is consistent, comparable, and clear.

The Financial Stability Board created the TCFD to improve and increase reporting of climate-related financial information. Additionally, TCFD encourages the standardised reporting structure for financially material climate-related risks and opportunities to give investors, lenders, and insurers enhanced comparability when assessing and pricing pertinent companies.

The TCFD framework is made up of 11 recommended disclosures divided into four pillars that represent core elements of how organisations operate. The four pillars are: governance, strategy, risk management, and metrics and targets. Moreover, the framework separates into three main categories: risks related to the physical impacts of climate change, risks related to the transition to a lower-carbon economy, and climate-related opportunities. TCFD has also incorporated financial impact as an integral part of its disclosure recommendations.

In line with the TCFD recommendations, a report in accordance with TCFD is as of 2022 an integrated part of BlueNord's annual financial reporting, and the report is reviewed annually by the Audit Committee, ESG Committee and the Board.

### Core elements of recommended Climate-related Financial Disclosures

**Governance**
The organisation's governance around climate-related risks and opportunities.

**Strategy**
The actual and potential impacts of climate-related risks and opportunities on the organisation's business, strategy, and financial planning.

**Risk management**
The processes used by the organisation to identify, assess and manage climate-related risks.

**Metrics and targets**
The metrics and targets used to assess and manage relevant climate-related risks and opportunities.

| Governance | Recommended Disclosures | |
|---|---|---|
| **Disclose the organisation's governance around climate-related risks and opportunities.** | a) Describe the Board's oversight of climate-related risks and opportunities. | b) Describe management' role in assessing and mana climate-related risks and opportunities. |
| **Strategy** | **Recommended Disclosures** | |
| **Disclose the actual and potential impacts of climate-related risks and opportunities on the organisation's business, strategy, and financial planning where such information is material.** | a) Describe the climate-related risks and opportunities the organisation has identified over the short, medium, and long term. | b) Describe the impact of climate-related risks and opportunities on the organisation's businesses strategy, and financial plan |
| **Risk management** | **Recommended Disclosures** | |
| **Disclose how the organisation identifies, assesses, and manages climate-related risks.** | a) Describe the organisation's processes for identifying and assessing climate-related risks. | b) Describe the organisatio processes for managing climate-related risks. |
| **Metrics and targets** | **Recommended Disclosures** | |
| **Disclose the metrics and targets used to assess and manage relevant climate-related risks and opportunities where such information is material.** | a) Disclose the metrics used by the organisation to assess climate-related risks and opportunities in line with its strategy and risk management process. | b) Disclose scope 1, scope and, if appropriate, scope 3 GHG emissions, and the related risks |



Årsregnskap regnskapsåret 2023 for 987989297

In this report

1-52

53-71

72-154

Consolidated Statements 73
Consolidated Statement of Comprehensive Income 73
Consolidated Statement of Financial Position 74
Consolidated Statement of Changes in Equity 76
Consolidated Statement of Cash Flows 77
Notes 78
Statutory Accounts 122
Income Statement 122
Balance Sheet 123
Cash Flow 125
Notes 126
Independent Auditor's Report 137
Statement of Compliance 140
Alternative Performance Measures 141
Supplementary oil and gas information (unaudited) 142
Appendices 143
Information about BlueNord 155

## Appendix 1. Task Force on Climate-related Financial Disclosures ('TCFD') continued

### 1. Governance

**a. Board-level oversight**

The Board fully supports the recommendations of the TCFD. The Board Chair has overall responsibility for the management of climate-related issues at BlueNord, and the Board is responsible for ensuring that climate-related targets are defined and addressed as part of Company strategy.

The Board receives regular updates from management, and will ensure that our risk management and internal control systems are adequate in relation to the regulations governing the business.

The Board reviews the Group's main risk areas and internal control systems annually. This includes the Group's values, Code of Conduct and corporate responsibility policy. The Board reports annually on climate impacts and any risks that the Company faces.

**b. Management-level oversight**

Executive management is responsible for identifying risks and opportunities, and for implementing effective processes and mitigation efforts. This includes climate-related issues, risks and opportunities within the managers' respective areas of responsibility.

The Chief Corporate Affairs Officer has responsibility for ESG strategy, and reports directly to the CEO. In 2020, an ESG Committee was established to support BlueNord's commitment to ESG and to evolve our contribution to the energy transition.

Climate risks are also assessed as part of BlueNord's risk management process. For more information on BlueNord's risk management processes, including the assessment of climate-related risks, see the relevant sections of this report.

See Governance Framework on page 53.

### 2. Strategy

**a. and b. Identified climate-related risks and opportunities**

In line with the recommendations laid out in the TCFD framework, BlueNord has conducted a process to assess how, and to what extent, the Company is exposed to climate risk. Management representatives for Finance and Corporate Affairs participated in a workshop to identify significant physical risk, transition risk, and opportunities created by climate change.

In the workshop, risks and opportunities were assessed in a strategic and f
different time horizons and four different climate scenarios. This assessme
January 2024.

The following time horizons were used:
- Short term – 2023–25.
- Medium term – 2025–30.
- Long term – 2030–50.

These four International Energy Agency ('IEA') climate scenarios were use
- Net Zero Emissions by 2050 scenario ('NZE').
- Stated Policies scenario ('STEPS').
- Sustainable Development scenario ('SDS').
- Announced Pledges scenario ('APS').

For BlueNord it is important to identify the most significant climate-related
we face, as this can help us to make informed decisions about how to mitig
these factors.

To identify the most critical risk factors, the management representatives a
potentially impact the operations negatively and the probability of occurren

To identify the opportunities with the highest potential, the management re
the factors could potentially impact the Company positively, and the degre
advantage of any opportunity.

**Risk factor defined as most critical:**
1. High/increased $CO_2$ tax.

**Opportunities defined with greatest potential:**
1. Resource efficiency.
2. Evolution of financial markets.
3. Relatively flexible BlueNord investments.
4. Sector already strictly regulated and well-prepared for harsh weather c



Årsregnskap regnskapsåret 2023 for 987989297

In this report

1-52

53-71

72-154

Consolidated Statements 73
Consolidated Statement of Comprehensive Income 73
Consolidated Statement of Financial Position 74
Consolidated Statement of Changes in Equity 76
Consolidated Statement of Cash Flows 77
Notes 78
Statutory Accounts 122
Income Statement 122
Balance Sheet 123
Cash Flow 125
Notes 126
Independent Auditor's Report 137
Statement of Compliance 140
Alternative Performance Measures 141
Supplementary oil and gas information (unaudited) 142
Appendices 143
Information about BlueNord 155

## Appendix 1. Task Force on Climate-related Financial Disclosures ('TCFD') continued

### Acute physical risk

Through our acute physical risk identification process, we identified extreme weather due to increased frequency and intensity of strong wind, storms, and hurricanes as most significa may impact BlueNord's direct operations, or cause disruptions in the supply chain. Any events delaying production have a financial implication.

| Identified risk | Description of risk | Potential impacts | Potential financial impacts | The climate scenario in which the risk is most relevant | Time horizon | M s |
|---|---|---|---|---|---|---|
| **Increased frequency and intensity of strong wind, storms, and hurricanes** | Climate change and temperature increases may lead to more extreme weather. The wind speed is expected to increase, and the air will contain more moisture. This will lead to increased occurrences of strong winds, storms, and hurricanes in the future. | • Inability to have people safely Offshore.<br>• Inability to transport people and equipment, as this is done by helicopter and supply ships.<br>• Weakened production capacities due to shortage of supplies, employees and possible damage to the equipment. | Reduced revenue and increased costs associated with asset repair and additional labour. Potential impact on production. | BlueNord sees the greatest consequences in STEPS, but the negative effects may be more relevant for the supply chain at an earlier stage. | Long term. | B s a re S T d re o a p th a p th m c |

### Chronic physical risk

Chronic physical risks refer to longer-term shifts in climate patterns, such as sustained higher temperatures that may cause sea level rise or chronic heat waves.

| Identified risk | Description of risk | Potential impacts | Potential financial impacts | The climate scenario in which the risk is most relevant | Time horizon | M s |
|---|---|---|---|---|---|---|
| **Rising sea levels** | Sea levels may rise due to expanding ocean volumes from temperature increases and from melting glaciers and ice sheets. | • High waves which hit the infrastructure on the platform causing damage. | • Increased cost due to adaption of platforms in order to handle rising sea level. | Most relevant in STEPS. | Long term. | T re ri p w |

### Transition risk – Policy and Legal

Transitioning to a lower-carbon economy may entail extensive policy and legal changes to address mitigation and adaptation requirements related to climate change. We have identifie and climate-related litigation claims as the most significant for BlueNord.

| Identified risk | Description of risk | Potential impacts | Potential financial impacts | The climate scenario in which the risk is most relevant | Time horizon | M s |
|---|---|---|---|---|---|---|
| **Uncertainty related to the EU Taxonomy and how this will impact BlueNord** | Increasing need to demonstrate that economic activities are environmentally sustainable. | • More difficult and more expensive to raise support from a capital market perspective and debts perspective. | • Limited access to capital.<br>• Increased cost of capital. | Most relevant in NZE/SDS. | Medium and long ter | F w T c fo a a |



Årsregnskap regnskapsåret 2023 for 987989297

In this report

1-52

53-71

72-154

Consolidated Statements 73
Consolidated Statement of Comprehensive Income 73
Consolidated Statement of Financial Position 74
Consolidated Statement of Changes in Equity 76
Consolidated Statement of Cash Flows 77
Notes 78
Statutory Accounts 122
Income Statement 122
Balance Sheet 123
Cash Flow 125
Notes 126
Independent Auditor's Report 137
Statement of Compliance 140
Alternative Performance Measures 141
Supplementary oil and gas information (unaudited) 142
Appendices 143
Information about BlueNord 155

## Appendix 1. Task Force on Climate-related Financial Disclosures ('TCFD') continued

### Transition risk – Policy and Legal continued

Transitioning to a lower-carbon economy may entail extensive policy and legal changes to address mitigation and adaptation requirements related to climate change. We have identifie and climate-related litigation claims as the most significant for BlueNord.

| | | | | | | |
|---|---|---|---|---|---|---|
| **Increased carbon pricing and taxes** | Carbon tax is an instrument for cost-effective cuts in GHG emissions.<br><br>Other extraordinary taxes or measures to affect the operations of high-emission sectors could also be put in place as solidarity measures. | • Low emissions and being part of the energy transition will play a bigger part in the licence to operate. | • Increase cost of the business and shorten life of assets, and increase likelihood of stranded assets. | Most relevant in NZE/SDS. | Short, medium and long term. | R a fu |

### Transition risk – Technology

Technological improvements or innovations that support the transition to a lower-carbon, energy-efficient economic system can have a significant impact on organisations.

| Identified risk | Description of risk | Potential impacts | Potential financial impacts | The climate scenario in which the risk is most relevant | Time horizon | M s |
|---|---|---|---|---|---|---|
| **Transition to lower emission technology** | Gas has a role and opportunity in the transition. In the long run, the need for oil and gas will change/decrease.<br><br>Technology also represents an opportunity in identifying, addressing, and reducing risks. | Changes in demand due to:<br>• Declining cost on renewables.<br>• Electrification of industries and transportation.<br>• Advanced technology, which makes it possible to monitor and detect possible spills and reduce impact, and consequently, identify and reduce emissions. | • Decrease in revenue, due to reduced oil and gas demand<br>• Technology for monitoring will provide more precise measures, ability to respond immediately and potentially reduce financial impact. | Most relevant in NZE. | Medium and long term. | C a to |

### Transition risk – Market

While the ways in which markets could be affected by climate change are varied and complex, one of the major ways is through shifts in supply and demand for certain commodities, pr climate-related risks and opportunities are increasingly taken into account.

| Identified risk | Description of risk | Potential impacts | Potential financial impacts | The climate scenario in which the risk is most relevant | Time horizon | M s |
|---|---|---|---|---|---|---|
| **Changes in gas demand** | The transition to a zero-emissions society is expected to decrease the demand for gas in the long run. The speed of transition is uncertain.<br><br>The current geopolitical situation has increased the focus on energy security where gas plays a part, but also where the transition to renewables has increased in pace. | • Declining demand based on new technology. For instance, electric vehicles, heat pumps, an increasingly circular economy and less use of plastic. | • Decreased revenues. | Most relevant in NZE. | Medium and long term. | B th c |



Årsregnskap regnskapsåret 2023 for 987989297

In this report

1-52

53-71

72-154

Consolidated Statements 73
Consolidated Statement of Comprehensive Income 73
Consolidated Statement of Financial Position 74
Consolidated Statement of Changes in Equity 76
Consolidated Statement of Cash Flows 77
Notes 78
Statutory Accounts 122
Income Statement 122
Balance Sheet 123
Cash Flow 125
Notes 126
Independent Auditor's Report 137
Statement of Compliance 140
Alternative Performance Measures 141
Supplementary oil and gas information (unaudited) 142
Appendices 143
Information about BlueNord 155

## Appendix 1. Task Force on Climate-related Financial Disclosures ('TCFD') continued

### Transition risk – Reputation

Climate change has been identified as a potential source of reputational risk tied to changing customer or community perceptions of an organisation's contribution to or detraction from to a lower-carbon economy.

| Identified risk | Description of risk | Potential impacts | Potential financial impacts | The climate scenario in which the risk is most relevant | Time horizon | M s |
|---|---|---|---|---|---|---|
| **Reputation risk in the era of ESG** | Fossil fuel is not a renewable energy source and leaves a large carbon footprint. Still, gas will play a role in the future energy mix.<br><br>Abandonment of infrastructure needs to be done in a safe and sustainable manner thus contributing to circularity of these materials. | • Oil and gas producers generally have a poor reputation in the field of ESG. BlueNord needs to demonstrate the required accountability and responsibility to maintain its social licence to operate.<br>• Increased requirements for sustainable abandonment. | • Reduced revenue from decreased demand for goods/services.<br>• Reduction in capital availability and higher cost of capital.<br>• Increased cost related to abandonment/recycling. | Most relevant in NZE, SDS. | Medium and long term. | P p tr e<br><br>B m a d le b |

### Resource efficiency

There is growing evidence that it is possible for organisations to reduce operating costs by improving efficiency across production and distribution processes, buildings, machinery/ap and transport/mobility.

| Identified risk | Description of risk | Potential impacts | Potential financial impacts | The climate scenario in which the risk is most relevant | Time horizon | M s |
|---|---|---|---|---|---|---|
| **Efforts to increase resource efficiency** | More efficient operations can lower cost and reduce emissions intensity. Good for both business and the environment. | • Increased operational productivity leads to increased revenue and reduced unit costs. | • Increased interest from investors.<br>• Easier access to capital.<br>• Increased revenue. | All. | Short, medium, and long term. | R c w in re |

### Energy sources

The trend toward decentralised clean energy sources, rapidly declining costs, improved storage capabilities, and subsequent global adoption of these technologies is significant. Orga energy usage toward low-emission energy sources could potentially save on annual energy costs.

| Identified risk | Description of risk | Potential impacts | Potential financial impacts | The climate scenario in which the risk is most relevant | Time horizon | M s |
|---|---|---|---|---|---|---|
| **Use of alternative energy in operations** | The world is switching to renewable energy and electrical operating solutions that reduce the emission of $CO_2$.<br><br>BlueNords platforms are gas-fired or fired by diesel generators. There is a potential to develop the approach to alternative energy sources. | • Emissions reduction. | • Easier access to capital. | Most relevant in NZE. | Medium and long term. | D a e o |



Årsregnskap regnskapsåret 2023 for 987989297

In this report

1-52

53-71

72-154

Consolidated Statements 73
Consolidated Statement of Comprehensive Income 73
Consolidated Statement of Financial Position 74
Consolidated Statement of Changes in Equity 76
Consolidated Statement of Cash Flows 77
Notes 78
Statutory Accounts 122
Income Statement 122
Balance Sheet 123
Cash Flow 125
Notes 126
Independent Auditor's Report 137
Statement of Compliance 140
Alternative Performance Measures 141
Supplementary oil and gas information (unaudited) 142
Appendices 143
Information about BlueNord 155

## Appendix 1. Task Force on Climate-related Financial Disclosures ('TCFD') continued

### Products and services

Organisations that innovate and develop new low-emission products and services may improve their competitive position and capitalise on shifting consumer and producer preferenc

| Identified risk | Description of risk | Potential impacts | Potential financial impacts | The climate scenario in which the risk is most relevant | Time horizon | M s |
|---|---|---|---|---|---|---|
| **New products** | To reach the climate targets and reduce carbon emissions internationally, CCS technologies need to be deployed on a large scale and will be increasingly important. | • CCS represents a benefit for the climate which does not involve the sacrifice of crucial energy sources. | • Increased interest from new investors and easier access to capital. | Most relevant in NZE. | Medium and long term. | T C |

### Markets

Organisations that proactively seek opportunities in new markets or types of assets may be able to diversify their activities and better position themselves for the transition to a lower-c opportunities exist for organisations to access new markets through collaborating with governments, development banks, small-scale local entrepreneurs, and community groups in c countries as they work to shift to a lower-carbon economy. BlueNord has addressed the following opportunity.

| Identified risk | Description of risk | Potential impacts | Potential financial impacts | The climate scenario in which the risk is most relevant | Time horizon | M s |
|---|---|---|---|---|---|---|
| **Financial markets evolvement** | ESG and climate risk is increasingly seen as an important risk in the financial markets. | • Shift from the typical funding sources to more targeted structures. | • For those not addressing this – higher risk and costs.<br>• Changed interest rate market. | Relevant in all scenarios. | Short, medium and long term. | V a |

### Resilience

The concept of climate resilience involves organisations developing adaptive capacity to respond to climate change to better manage the associated risks and seize opportunities, inc transition risks and physical risks. Opportunities related to resilience may be especially relevant for organisations with long-lived fixed assets or extensive supply or distribution network on utility and infrastructure networks or natural resources in their value chain; and those that may require longer-term financing and investment.

| Identified risk | Description of risk | Potential impacts | Potential financial impacts | The climate scenario in which the risk is most relevant | Time horizon | M s |
|---|---|---|---|---|---|---|
| **Strictly regulated sector** | The energy transition will result in stricter regulations. | Changes in regulations, $CO_2$ taxes. | • For those that are already in line with the regulations it can decrease the demand for mitigation and adjustment of strategy. | Most relevant in STEPS. | Short, medium, and long term. | B re h p th b |
| **Flexible future investments** | Future market developments will greatly affect the return on investments in fossil fuels. | Increase in future profits by being dynamic and adjusting investment strategy. | • Less risk of being locked in outdated solutions and demand scenarios; flexibility to diversify and increase profitability. | Most relevant in STEPS. | Short, medium, and long term. | B g d e re b |



Årsregnskap regnskapsåret 2023 for 987989297

In this report

1-52

53-71

72-154

Consolidated Statements 73
Consolidated Statement of Comprehensive Income 73
Consolidated Statement of Financial Position 74
Consolidated Statement of Changes in Equity 76
Consolidated Statement of Cash Flows 77
Notes 78
Statutory Accounts 122
Income Statement 122
Balance Sheet 123
Cash Flow 125
Notes 126
Independent Auditor's Report 137
Statement of Compliance 140
Alternative Performance Measures 141
Supplementary oil and gas information (unaudited) 142
Appendices 143
Information about BlueNord 155

## Appendix 1. Task Force on Climate-related Financial Disclosures ('TCFD') continued

### c. Scenario analysis

In line with the recommendations laid out by the TCFD, BlueNord conducted a qualitative scenario analysis in 2023 of all identified risks and opportunities as part of the climate risk ass

| | |
|---|---|
| **The Net Zero Emissions by 2050 Scenario ('NZE')** | Limiting the global temperature rise to 1.5°C without a temperature overshoot (with a 50 percent probability). The NZE is a normative scenario, meaning it starts with a defined goal to achieve net-zer an example of a pathway that could get the world to that target.<br><br>In this scenario, demand for oil falls by more than 2 mbpd per year between 2020 and 2050. Demand for natural gas grows to 2025, drops after 2025 and falls well below 2020 levels by 2030. |
| **The Sustainable Development Scenario ('SDS')** | IEA's Sustainable Development Scenario ('SDS') is compatible with the Paris Agreement's less ambitious 'well-below 2°C' goal. It assumes all energy-related SDGs and all current net-zero pledges economies reaching net-zero emissions by 2050, China by 2060 and all others by 2070 at the latest.<br><br>It has a 50 percent probability of limiting global temperature rise to 1.65°C, assuming no extensive net negative emissions. With some net negative emissions after 2070, temperature rise could be re by 2100. |
| **The Announced Pledges Scenario ('APS')** | This scenario appears for the first time in the World Economic Outlook 2021. It assumes that all climate commitments made by governments around the world, including Nationally Determined Cont targets as of mid-2021, will be met in full and on time.<br><br>In the APS, global oil demand peaks soon after 2025 and then falls by around 1 mbpd per year to 2050. Demand for natural gas also reaches its maximum level soon after 2025 and then declines slo |
| **The Stated Policies Scenario ('STEPS')** | Rather than assuming that governments will reach all announced goals, this scenario reflects a sector-by-sector assessment of the specific policies that have been put in place, as well as those that governments around the world.<br><br>This scenario provides a more conservative benchmark for the future. In the STEPS, global oil demand exceeds 2019 levels by 2023 before peaking in the mid-2030s and then declining very gradua to 2050. Demand for natural gas continues to rise after 2025 and is around 15 percent higher in 2030 than in 2020. |

### 3. a., b., and c. Risk management

The identification, assessment and management of climate-related risks and opportunities is an integral part of BlueNord's multidisciplinary risk and opportunity management. The BlueNo conduct regular reviews of the Group's activities for identifying, assessing, and responding to climate-related risks and opportunities. The risk management process will be reviewed on an a

2023 was the first year of implementation of the climate-risk management process recommended by TCFD. A material risk and opportunity matrix system developed by Deloitte AS wa process. The identification and assessment processes were conducted through a workshop with EVP Finance and EVP Investor Relations, and ESG representatives from different or functions, providing a balanced picture of the risks and opportunities faced by BlueNord.

In the matrix, the impact (large, relatively large, relatively easy, easy) and likelihood (high/low) of each risk and opportunity are determined. Based on each risk's categorisation, BlueNor implement response plans to mitigate risks and maximise opportunities.

### 4. a., b., and c. Metrics and targets

BlueNord works to reduce our carbon footprint while contributing to energy security. Our commitment is to a 50 percent reduction in emissions by 2027, and to achieving 80 percent p 2029. BlueNord will also focus on investing in suitable and earlier-stage CCS projects.

As a non-operator, BlueNord will work to protect the environment to the greatest possible extent, both in its own operations and through the Company's partnership in the DUC. The da nature have been supplied by the Operator Total Energies for the DUC. BlueNord will monitor and report on performance year-on-year as part of our sustainability strategy, which will b BlueNord is committed to independently verifying its direct and indirect emissions in 2024. The following metrics are used to assess climate-related risks and opportunities: $CO_2$ emiss fugitive emissions, nitrogen oxides ('NOx') and sulphur oxides ('SOx') emissions, GHG emissions, and GHG intensity related to DUC operations.



Årsregnskapsregnskapsåret 2023 for 987989297

08.08.2025 kl 15:28 Brønnøysundregistrene Side 163 av 175

In this report


1-52

53-71

72-154

| | |
|---|---|
| Consolidated Statements | 73 |
| Consolidated Statement of Comprehensive Income | 73 |
| Consolidated Statement of Financial Position | 74 |
| Consolidated Statement of Changes in Equity | 76 |
| Consolidated Statement of Cash Flows | 77 |
| Notes | 78 |
| Statutory Accounts | 122 |
| Income Statement | 122 |
| Balance Sheet | 123 |
| Cash Flow | 125 |
| Notes | 126 |
| Independent Auditor's Report | 137 |
| Statement of Compliance | 140 |
| Alternative Performance Measures | 141 |
| Supplementary oil and gas information (unaudited) | 142 |
| Appendices | 143 |
| Information about BlueNord | 155 |




# UN Sustainable Development Goals

The United Nations Sustainable Development Goals ('SDGs') provide a blueprint for achieving a better and more sustainable future for all by addressing global challenges such as pov environmental degradation, peace, and justice. BlueNord continues to identify our best solutions to contribute to the SDGs as we aim to address various environmental, social and eco world today. Examples of our actions, programmes and the SDGs to which they relate are demonstrated here and throughout this report.

| Sustainability impact area | | SDGs | 2023 focus |
|---|---|---|---|
| **People** | BlueNord promotes the welfare and rights of employees, communities, and other stakeholders. | 3 GOOD HEALTH AND WELL-BEING<br>4 QUALITY EDUCATION<br>5 GENDER EQUALITY<br>10 REDUCED INEQUALITIES | • Ensure safe operations along with DUC operator.<br>• Promote healthy and safe working environment.<br>• Respect Human and Labour Rights.<br>• Foster Diversity and Inclusion (D&I).<br>• Deliver continuous professional development for ou<br>• Create awareness and provide training in HSE, D&I a |
| **Climate and sustainable energy** | BlueNord identifies and invests in initiatives that reduce emissions and ensure secure access to locally produced energy. | 9 INDUSTRY, INNOVATION AND INFRASTRUCTURE<br>11 SUSTAINABLE CITIES AND COMMUNITIES<br>13 CLIMATE ACTION | • Reduce GHG emissions (reduce and eliminate flaring<br>• Improve energy efficiency at DUC operations with pr increased uptime.<br>• Continue investing in CarbonCuts to contribute to De net-zero target.<br>• Ensure access to locally produced, affordable, reliab |
| **Environment** | BlueNord identifies and invests in initiatives that reduce environmental impact and promote sustainability. | 12 RESPONSIBLE CONSUMPTION AND PRODUCTION<br>14 LIFE BELOW WATER | • Support DUC's ambition to locally recycl obsolete i<br>• Assess water biodiversity by evaluating d populat Offshore infrastructures.<br>• Reduce DUC operations' atmospheric emissions by to 2015.<br>• Minimise chemicals and hydrocarbons from produc strict adherence with discharge permits and environ |
| **Responsible and ethical business** | BlueNord's Board of directors and executives are expected to demonstrate integrity, honesty, and accountability in their decision-making. | 8 DECENT WORK AND ECONOMIC GROWTH<br>10 REDUCED INEQUALITIES<br>16 PEACE, JUSTICE AND STRONG INSTITUTIONS | • Promote Board diversity and independence.<br>• Demonstrate ethical leadership.<br>• Maintain transparency in market communication an<br>• Comply with local legislations, reporting requiremen<br>• Create shared economic value. |
| **Partnerships** | BlueNord collaborates with DUC's partners, governmental bodies, civil society, businesses, academia, and NGOs to address challenges effectively. | 9 INDUSTRY, INNOVATION AND INFRASTRUCTURE<br>17 PARTNERSHIPS FOR THE GOALS | • Engage with local communities.<br>• Build partnerships.<br>• Cultivate technology and innovation with DUC and |

BlueNord's contribution to the UN's 2030 sustainable development agenda.



Årsregnskap regnskapsåret 2023 for 987989297

In this report

1-52

53-71

72-154

Consolidated Statements 73
Consolidated Statement of Comprehensive Income 73
Consolidated Statement of Financial Position 74
Consolidated Statement of Changes in Equity 76
Consolidated Statement of Cash Flows 77
Notes 78
Statutory Accounts 122
Income Statement 122
Balance Sheet 123
Cash Flow 125
Notes 126
Independent Auditor's Report 137
Statement of Compliance 140
Alternative Performance Measures 141
Supplementary oil and gas information (unaudited) 142
Appendices 143
Information about BlueNord 155

## Appendix 3. Environment – Climate

### > Performance status 2023: Atmospheric emissions

| TOPIC | DESCRIPTION |
|---|---|
| **$CO_2$ emissions** | Main $CO_2$ source is the fuel gas for production. Figure also includes flaring and other fuels contribution. |
| **Fuel consumption** | Fuel is consumed primarily by single cycle gas turbine powering generators, gas compressors, and pumps. Diesel generators are being used when power cannot be generated with fuel gas. This is typically the case on drilling rigs, during production shutdown or on platforms without processing capacities and without power supply from adjacent platforms. |
| **Flaring** | Flaring of natural gas is occurring on all hubs when required to allow safe operation during production upsets and non-routine operation. |
| **Fugitive emissions** | Venting of gas from production facilities is to ensure safe operation. Venting is primarily relevant for systems operating at atmospheric pressure, but it also occurs during facilities maintenance. |

Table 1.

| TOPIC | DESCRIPTION |
|---|---|
| **NOx and SOx emissions** | The operation of gas turbine drives and diesel engines c nitrogen oxides and sulphur oxides. |
| **CH4** | CH4 and non-methane volatile organic compounds ('nmV They can originate from unburned parts of our fuel gas or fla percent efficiency) or from releases, i.e. process vents or tin limits of our safety detection systems. |
| **nmVOC** | CH4 and nmVOC come directly from our gas. They car parts of our fuel gas or flare gas (they do not burn at 100 releases, i.e. process vents or minor leaks that are belov detection systems. |
| **GHG emissions** | Greenhouse gases that are released to the atmosphere Green house gases are gases that trap heat in the atmo for global warming. The following gases are considered ($CO_2$), Methane (CH4), Nitrous Oxide (N2O), Perfluoroc hexafluoride (SF6), Hydrofluorocarbons (HFCs), Chloro nitrogen oxides (NOx). |
| **GHG intensity** | GHG intensity corresponds to total GHG emissions in C production expressed in barrel of oil equivalent. |
| **ETS reporting perimeter** | DUC offshore fixed installations are subject to the EU E The emissions included in the system are currently limit as a result of fuel combustion (gas and diesel) and flarin |



Årsregnskap regnskapsåret 2023 for 987989297

In this report

1-52

53-71

72-154

Consolidated Statements 73
Consolidated Statement of Comprehensive Income 73
Consolidated Statement of Financial Position 74
Consolidated Statement of Changes in Equity 76
Consolidated Statement of Cash Flows 77
Notes 78
Statutory Accounts 122
Income Statement 122
Balance Sheet 123
Cash Flow 125
Notes 126
Independent Auditor's Report 137
Statement of Compliance 140
Alternative Performance Measures 141
Supplementary oil and gas information (unaudited) 142
Appendices 143
Information about BlueNord 155



## > Performance status 2023: Discharge to sea

| TOPIC | DESCRIPTION |
|---|---|
| **Discharge to sea** | Water is produced from the fields together with the hydrocarbons. For the fields Dan and Halfdan, the produced water is discharged to the sea after separation and cleaning. In the fields Gorm and Skjold, the water is reinjected. The water produced is partly formation water and partly injected sea water. In 2023, 25.1 percent of the produced water was reinjected. Oil is discharged to sea as part of the produced water and the efficiency of oil/water separation is a key factor for the oil in water concentration. The increase in concentration of oil in water and the higher discharge from 2022 to 2023 is mainly due to separator issues on Dan. The level of discharge is within the legal limit. |
| **Spills** | Spills from closed systems and from handling of various liquids are reported in accordance with environmental regulation. In 2023, 15 oil and diesel spills and 20 chemical spills were reported, compared with 6 oil and diesel spills and 32 chemical spills in 2022. Ongoing efforts are made to minimise the number and level of spills that occur. |

**Table 2.**

| TOPIC | DESCRIPTION |
|---|---|
| **Chemical usage** | Chemicals are used for various purposes in the oil and g drill, complete, stimulate and operate wells, as well as to the chemicals help protect the production equipment a scaling, souring etc.<br><br>Each chemical is categorised with a colour according to harmful the chemicals are to the environment. |
| **Chemical discharge** | Some chemicals will be discharged to sea with the disc separation or unintentionally through spills. The dischar regulated through discharge permits and operators mu practices to minimise the environmental impact. |

In this report

1-52

53-71

72-154

Consolidated Statements 73
Consolidated Statement of Comprehensive Income 73
Consolidated Statement of Financial Position 74
Consolidated Statement of Changes in Equity 76
Consolidated Statement of Cash Flows 77
Notes 78
Statutory Accounts 122
Income Statement 122
Balance Sheet 123
Cash Flow 125
Notes 126
Independent Auditor's Report 137
Statement of Compliance 140
Alternative Performance Measures 141
Supplementary oil and gas information (unaudited) 142
Appendices 143
Information about BlueNord 155

## Appendix 4. BlueNord | Transparency Act Report

### Account of the due diligence assessment

BlueNord ASA ('BlueNord') is committed to respecting fundamental human and labour rights, both in operations and in relations with business partners. At BlueNord, we comply with all applicable laws and regulations, including the Norwegian Transparency Act, entered into force on 1 July 2022. The Act's intention is to promote companies' respect for fundamental human rights and decent working conditions. We recognise that our activities can cause, contribute, or be linked to negative human rights and other social impacts. BlueNord operates in a low-risk environment regarding human rights abuse, as all our operations are in Denmark. Furthermore, most of our vendors are based in Denmark or other low-risk countries. However, we are aware of potential human and labour rights risks that may occur in our operations or further up or down in our supply chain.

In cases where BlueNord operations might have caused or contributed to adverse human rights impact, we will provide or cooperate in providing appropriate remediation to affected stakeholders.

### Organisation

BlueNord is a material independent E&P company with a 'see to it' duty, meaning an obligation to ensure that the operator carries out its work in accordance with the regulatory requirements while reducing risks and environmental impact to a minimum.

The executive management is responsible for overall risk management with the Chief Corporate Affairs Officer responsible for the work carried out regarding the Transparency Act. This work is included in BlueNord's ESG work. In 2020, an ESG Committee was established to support BlueNord's commitment to ESG and to evolve its contribution in the energy transition.

### Guidelines and routines

BlueNord has developed guidelines to prevent violations of human rights, indecent working conditions, damage to the environment, and involvement with corruption. The relevant guidelines are described in Corporate Social Responsibility Guidelines, including the Code of Conduct as well as HSE policy, approved by the Board of Directors.

In October 2022, BlueNord conducted an overall due diligence assessment in accordance with the requirements of the Transparency Act based on a methodology including ISO Standard 31000 for managing risks. The due diligence is an on going risk management process to identify, assess, prevent, and mitigate human rights risks across the entire value chain of the business. This process applies to BlueNord's operation including subsidiaries, where BlueNord has operational control, associated activities within the value chain, and relevant stakeholders e.g., employees, suppliers, and subcontractors. The Company is committed to perform an annual review of the due diligence assessments on these topics to monitor and manage actual and potential adverse impacts on human rights and working conditions.

### Findings as of 2023

BlueNord performed an overall strategic risk assessment including risks as
The Company only holds interest in the DUC, which is operated by TotalEn

In the risk assessment, BlueNord focused on the following five categories a
business value chain: exploration, appraisal, development, production, and
partners who provide the Company with goods and services that are not a
were also part of the assessment. These non-negligible expenditures are r
data, IT and digitalisation services, office services, such as cleaning and ca
professional services, such as insurance, accounting, legal and other comm
and hire of in-house technical specialists.

No negative consequences were discovered during the recent due diligen
BlueNord has limited activity in the various categories and operates within
When prioritising risks while identifying uncertainties, BlueNord highlighted
used in construction, and dismantling and managing steel and waste dispo
the most severe risks that may occur.

### Measures

Concrete measures and initiatives have been identified to manage the ider
occur. Therefore, BlueNord approves all contractors proposed by the oper
above DKK 100 million. If the contractor is based outside the EEA or the UK
demonstrate the contractor adheres to human rights and working conditio
addition, BlueNord shall visit the relevant yards when applicable. For the tim
involved in any activities which was highlighted during the due diligence as
activities or projects within one of these categories, there will be a need for
rights and decent working conditions.

### Results

BlueNord is constantly working to strengthen our work on human rights an
We aim to review and revise our Corporate Social Responsibility Guideline
guidelines and clarify our expectations to business partners. Furthermore,
establish governance documents, routines and instructions related to due
supply chain to ensure that we apply the highest standards of professional
the conduct of our business affairs. In addition, Total Energies has in 2023 p
related to their compliance programme. The main part of the Company's s
assessed with this.

The operator did not enter any major contracts, i.e. above 100 MDKK, with
or UK in 2023.



Årsregnskap regnskapsåret 2023 for 987989297

In this report


1-52

53-71

72-154

| | |
|---|---|
| Consolidated Statements | 73 |
| Consolidated Statement of Comprehensive Income | 73 |
| Consolidated Statement of Financial Position | 74 |
| Consolidated Statement of Changes in Equity | 76 |
| Consolidated Statement of Cash Flows | 77 |
| Notes | 78 |
| Statutory Accounts | 122 |
| Income Statement | 122 |
| Balance Sheet | 123 |
| Cash Flow | 125 |
| Notes | 126 |
| Independent Auditor's Report | 137 |
| Statement of Compliance | 140 |
| Alternative Performance Measures | 141 |
| Supplementary oil and gas information (unaudited) | 142 |
| Appendices | 143 |
| Information about BlueNord | 155 |


## Appendix 4. BlueNord | Transparency Act Report continued

The overview below indicates where to find more relevant information to cover the reporting requirements according to Section 5 of the Act in the Sustainability.

| Requirement | Page reference |
|---|---|
| A general description of the enterprise's structure and area of operations. | 6-8 |
| Guidelines and procedures for handling actual and potential adverse impacts on fundamental human rights and decent working conditions. | 39-43 |
| Information regarding actual adverse impacts and significant risks of adverse impacts that the enterprise has identified through its due diligence. | 35 |
| Information regarding measures the enterprise has implemented or plans to implement to cease actual adverse impacts or mitigate significant risks of adverse impacts, and the results or expected results of these measures. | 41, 43 |



**Oslo**
**11 April 2024**

**Riulf Karsten Rustad**
Executive Chair

**Robert J. McGuire**
Board member

**Tone Kristin Omsted**
Board member

**Jan Lernout**
Board member

**Marianne Li**
Board mem

**Peter Coler**
Board mem

**Colette Coh**
Board mem

Årsregnskap regnskapsåret 2023 for 987989297

## In this report


**1-52**

**53-71**

**72-154**

| | |
|---|---|
| Consolidated Statements | 73 |
| Consolidated Statement of Comprehensive Income | 73 |
| Consolidated Statement of Financial Position | 74 |
| Consolidated Statement of Changes in Equity | 76 |
| Consolidated Statement of Cash Flows | 77 |
| Notes | 78 |
| Statutory Accounts | 122 |
| Income Statement | 122 |
| Balance Sheet | 123 |
| Cash Flow | 125 |
| Notes | 126 |
| Independent Auditor's Report | 137 |
| Statement of Compliance | 140 |
| Alternative Performance Measures | 141 |
| Supplementary oil and gas information (unaudited) | 142 |
| Appendices | 143 |
| Information about BlueNord | 155 |


## Information about BlueNord

**ESEF information:**

| | |
|---|---|
| Name of reporting entity or other means of identification | BlueNord Group |
| Explanation of change in name of reporting entity or other means of identification from end of preceding reporting period | NA |
| Domicile of entity | Norway |
| Legal form of entity | ASA |
| Country of incorporation | Norway, UK, Denmark |
| Address of entity's registered office | Nedre Vollgate 1, 0158 Oslo, Norway |
| Principal place of business | Oslo |
| Description of nature of entity's operations and principal activities | Oil and gas |
| Name of parent entity | BlueNord ASA |
| Name of ultimate parent of group | BlueNord ASA |

**Head Office BlueNord**

| | |
|---|---|
| Headquarter | Nedre Vollgate 1, 0158 Oslo, Norway |
| Telephone | +47 22 33 60 00 |
| Internet | www.bluenord.com |
| Organisation number | NO 987 989 297 MVA |

**Financial Calendar 2024**

| | |
|---|---|
| 14 May | Annual General Meeting |
| 07 May | Q1 2024 Report |
| 10 July | Q2 2024 Report |
| 31 October | Q3 2024 Report |

**Board of Directors**

| | |
|---|---|
| Riulf Rustad | Chair |
| Marianne Lie | |
| Tone Kristin Omsted | |
| Colette Cohen | |
| Robert J. McGuire | |
| Jan Lernout | |
| Peter Colman | |

**Management**

| | |
|---|---|
| Euan Shirlaw | Chief |
| Jacqueline Lindmark Boye | Chief |
| Marianne Eide | Chief |
| Cathrine Torgersen | Chief |

**Investor Relations**

| | |
|---|---|
| Phone | +47 22 |
| E-mail | invest |

**Annual Reports**
Annual reports for BlueNord are available on www.bluenord.com

**Quarterly publications**
Quarterly reports and supplementary information for investors and analysts are available on www.bluenord.com. The publications can be ordered by e-mailing investorrelations@bluenord.com.

**News releases**
In order to receive news releases from BlueNord, please register on www.bluenord.com or e-mail investorrelations@bluenord.com.

**BlueNord**
Org. number: 987 989 297
LEI Code: 5967007LIEEXZXGE3C16
Photographs provided courtesy of TotalEnergies, Helena Lopes and Tom Jersø'

BlueNord

**Oslo**
Nedre Vollgt. 1
0158 Oslo,
Norway

London
25 Upper Brook Street
London,
W1K 7QD,
United Kingdom

Copenhagen
Lyngbyvej 2
2100 Copenhagen Ø,
Denmark

**www.bluenord.com**

KPMG AS
Sørkedalsveien 6
P.O. Box 7000 Majorstuen
N-0306 Oslo

Telephone +47 45 40 40 63
Internet www.kpmg.no
Enterprise 935 174 627 MVA

To the General Meeting of BlueNord ASA

# Independent Auditor's Report

## Report on the Audit of the Financial Statements

### Opinion

We have audited the financial statements of BlueNord ASA, which comprise:

- the financial statements of the parent company BlueNord ASA (the Company), which comprise the balance sheet as at 31 December 2023, the income statement and cash flow statement for the year then ended, and notes to the financial statements, including a summary of significant accounting policies, and

- the consolidated financial statements of BlueNord ASA and its subsidiaries (the Group), which comprise the consolidated statement of financial position as at 31 December 2023, the consolidated statement of comprehensive income, consolidated statement of changes in equity and consolidated statement of cash flows for the year then ended, and notes to the financial statements, including material accounting policy information.

In our opinion

- the financial statements comply with applicable statutory requirements,

- the financial statements give a true and fair view of the financial position of the Company as at 31 December 2023, and its financial performance and its cash flows for the year then ended in accordance with the Norwegian Accounting Act and accounting standards and practices generally accepted in Norway, and

- the consolidated financial statements give a true and fair view of the financial position of the Group as at 31 December 2023, and its financial performance and its cash flows for the year then ended in accordance with IFRS Accounting Standards as adopted by the EU.

Our opinion is consistent with our additional report to the Audit Committee.

### Basis for Opinion

We conducted our audit in accordance with International Standards on Auditing (ISAs). Our responsibilities under those standards are further described in the *Auditor's Responsibilities for the Audit of the Financial Statements* section of our report. We are independent of the Company and the Group as required by relevant laws and regulations in Norway and the International Ethics Standards Board for Accountants' International Code of Ethics for Professional Accountants (including International Independence Standards) (IESBA Code), and we have fulfilled our other ethical responsibilities in accordance with these requirements. We believe that the audit evidence we have

Penneo document key: E2NM3-2U1JF-VQNVW-UGHQN-DV63V-77ZPC

© KPMG AS, a Norwegian limited liability company and a member firm of the KPMG global organization of independent member firms affiliated with KPMG International Limited, a private English company limited by guarantee. All rights reserved.

Statsautoriserte revisorer - medlemmer av Den norske Revisorforening

Offices in:
Oslo, Alta, Arendal, Bergen, Bodø, Drammen, Elverum, Finnsnes, Hamar, Haugesund, Knarvik, Kristiansand, Mo i Rana, Molde, Sandefjord, Stavanger, Stord, Straume, Tromsø, Trondheim, Tynset, Ulsteinvik, Ålesund

obtained is sufficient and appropriate to provide a basis for our opinion.

To the best of our knowledge and belief, no prohibited non-audit services referred to in the Audit Regulation (537/2014) Article 5.1 have been provided.

We have been the auditor of the Company for 16 years from the election by the general meeting of the shareholders on 25 April 2008 for the accounting year 2008.

Key Audit Matters

Key audit matters are those matters that, in our professional judgment, were of most significance in our audit of the financial statements of the current period. These matters were addressed in the context of our audit of the financial statements as a whole, and in forming our opinion thereon, and we do not provide a separate opinion on these matters.

*Impairment trigger assessment*
Refer to note 3.2, critical accounting estimates and assumptions (section d), note 9 Intangible assets, note 11 Property, plant and equipment and note 12 Impairments.

| *The key audit matter* | *How the matter was addressed in our audit* |
|---|---|
| As at 31 December 2023, the Group has Property, plant and equipment of USD 2,427.9 million and intangible assets of USD 151.6 million. The Group did not recognize any impairment charge in 2023.<br><br>The recoverable amounts of producing assets and assets under construction are sensitive to changes in assumptions, in particular oil and gas prices, potential cost overruns, discount rate and oil and gas reserves. Any negative developments in these assumptions and forecasts may be an impairment trigger.<br><br>Significant auditor judgment is required when evaluating managements impairment trigger assessment. | For the cash-generating unit we critically assessed and challenged the assumptions used in managements impairment trigger assessment, including:<br><br>• comparison of the Group equity against market capitalisation including an assessment as to how much of the headroom should be contributed to the cash-generating unit<br><br>• Assessed whether the capitalisation of interest for the current and previous years should be considered an impairment trigger<br><br>We also evaluated the adequacy and appropriateness of the disclosures in the financial statements. |

*Assets retirement obligations*
Refer to note 3.2 Critical accounting estimates (section c) and assumptions and note 22 Assets retirement obligations.

Penneo document key: E2NM3-2U1JF-VQNVW-UGHQN-DV63V-77ZPC

| *The key audit matter* | *How the matter was addressed in our audit* |
|---|---|
| As at 31 December 2023, the Group has non-current Assets retirement obligations of USD 1,033.7 million and current Asset retirement obligations of USD 15.4 million.<br><br>The determination of the asset retirement obligations ("ARO") involves judgement related to the estimation of future costs, the discount rate applied, the economic cut-off date for fields and the related timing of the expected costs.<br><br>Significant auditor judgment is required when evaluating the asset retirement obligations and to determine whether there is sufficient evidence available to support the estimates and judgments made. | Our audit procedures in this area included:<br>• Assessing management's process to determine the present value of the estimated future decommissioning and removal expenditures required by local conditions and requirements.<br>• We critically assessed and challenged the link between the economic cut-off date for fields for consistency to the reserves estimate, for which a third party assessment has been obtained.<br>• We assessed and challenged managements expected future costs estimates by comparing these to reports from the operator company and evaluating the historical accuracy of the cost estimates.<br>• Assessing the discount and inflation rate applied with reference to industry practice along with market and Company data.<br>• We assessed the mathematical and methodological integrity of management's valuation model.<br><br>We also evaluated the adequacy and appropriateness of the disclosures in the financial statements. |

Other Information

The Board of Directors and the Managing Director (management) are responsible for the information in the Board of Directors' report and the other information accompanying the financial statements. The other information comprises information in the annual report, but does not include the financial statements and our auditor's report thereon. Our opinion on the financial statements does not cover the information in the Board of Directors' report nor the other information accompanying the financial statements.

In connection with our audit of the financial statements, our responsibility is to read the Board of Directors' report and the other information accompanying the financial statements. The purpose is to consider if there is material inconsistency between the Board of Directors' report and the other information accompanying the financial statements and the financial statements or our knowledge obtained in the audit, or whether the Board of Directors' report and the other information accompanying the financial statements otherwise appears to be materially misstated. We are required to report if there is a material misstatement in the Board of Directors' report or the other information accompanying the financial statements. We have nothing to report in this regard.

Based on our knowledge obtained in the audit, it is our opinion that the Board of Directors' report

- is consistent with the financial statements and
- contains the information required by applicable statutory requirements.

Our opinion on the Board of Director's report applies correspondingly to the statements on Corporate Governance and Corporate Social Responsibility.

Responsibilities of Management for the Financial Statements

Management is responsible for the preparation of financial statements of the Company that give a true and fair view in accordance with the Norwegian Accounting Act and accounting standards and practices generally accepted in Norway, and for the preparation of the consolidated financial statements of the Group that give a true and fair view in accordance with IFRS Accounting Standards

Penneo document key: E2NM3-2U1JF-VQNVW-UGHQN-DV63V-77ZPC

as adopted by the EU. Management is responsible for such internal control as management determines is necessary to enable the preparation of financial statements that are free from material misstatement, whether due to fraud or error.

In preparing the financial statements, management is responsible for assessing the Company's and the Group's ability to continue as a going concern, disclosing, as applicable, matters related to going concern. The financial statements of the Company use the going concern basis of accounting insofar as it is not likely that the enterprise will cease operations. The consolidated financial statements of the Group use the going concern basis of accounting unless management either intends to liquidate the Group or to cease operations, or has no realistic alternative but to do so.

Auditor's Responsibilities for the Audit of the Financial Statements

Our objectives are to obtain reasonable assurance about whether the financial statements as a whole are free from material misstatement, whether due to fraud or error, and to issue an auditor's report that includes our opinion. Reasonable assurance is a high level of assurance, but is not a guarantee that an audit conducted in accordance with ISAs will always detect a material misstatement when it exists. Misstatements can arise from fraud or error and are considered material if, individually or in aggregate, they could reasonably be expected to influence the economic decisions of users taken on the basis of these financial statements.

As part of an audit in accordance with ISAs, we exercise professional judgment and maintain professional skepticism throughout the audit. We also:

- identify and assess the risks of material misstatement of the financial statements, whether due to fraud or error. We design and perform audit procedures responsive to those risks, and obtain audit evidence that is sufficient and appropriate to provide a basis for our opinion. The risk of not detecting a material misstatement resulting from fraud is higher than for one resulting from error, as fraud may involve collusion, forgery, intentional omissions, misrepresentations, or the override of internal control.

- obtain an understanding of internal control relevant to the audit in order to design audit procedures that are appropriate in the circumstances, but not for the purpose of expressing an opinion on the effectiveness of the Company's and the Group's internal control.

- evaluate the appropriateness of accounting policies used and the reasonableness of accounting estimates and related disclosures made by management.

- conclude on the appropriateness of management's use of the going concern basis of accounting and, based on the audit evidence obtained, whether a material uncertainty exists related to events or conditions that may cast significant doubt on the Company's and the Group's ability to continue as a going concern. If we conclude that a material uncertainty exists, we are required to draw attention in our auditor's report to the related disclosures in the financial statements or, if such disclosures are inadequate, to modify our opinion. Our conclusions are based on the audit evidence obtained up to the date of our auditor's report. However, future events or conditions may cause the Company and the Group to cease to continue as a going concern.

- evaluate the overall presentation, structure and content of the financial statements, including the disclosures, and whether the financial statements represent the underlying transactions and events in a manner that achieves a true and fair view.

- obtain sufficient appropriate audit evidence regarding the financial information of the entities or business activities within the Group to express an opinion on the consolidated financial statements. We are responsible for the direction, supervision and performance of the group audit. We remain solely responsible for our audit opinion.

We communicate with the Board of Directors regarding, among other matters, the planned scope and timing of the audit and significant audit findings, including any significant deficiencies in internal control that we identify during our audit.

Penneo document key: E2NM3-2U1JF-VQNVW-UGHQN-DV63V-77ZPC

We also provide the Audit Committee with a statement that we have complied with relevant ethical requirements regarding independence, and to communicate with them all relationships and other matters that may reasonably be thought to bear on our independence, and where applicable, related safeguards.

From the matters communicated with the Board of Directors, we determine those matters that were of most significance in the audit of the financial statements of the current period and are therefore the key audit matters. We describe these matters in our auditor's report unless law or regulation precludes public disclosure about the matter or when, in extremely rare circumstances, we determine that a matter should not be communicated in our report because the adverse consequences of doing so would reasonably be expected to outweigh the public interest benefits of such communication.

## Report on Other Legal and Regulatory Requirements

### Report on Compliance with Requirement on European Single Electronic Format (ESEF)

Opinion
As part of the audit of the financial statements of BlueNord ASA, we have performed an assurance engagement to obtain reasonable assurance about whether the financial statements included in the annual report, with the file name bluenordasa-2023-12-31-en, have been prepared, in all material respects, in compliance with the requirements of the Commission Delegated Regulation (EU) 2019/815 on the European Single Electronic Format (ESEF Regulation) and regulation pursuant to Section 5-5 of the Norwegian Securities Trading Act, which includes requirements related to the preparation of the annual report in XHTML format, and iXBRL tagging of the consolidated financial statements.

In our opinion, the financial statements, included in the annual report, have been prepared, in all material respects, in compliance with the ESEF regulation.

Management's Responsibilities
Management is responsible for the preparation of the annual report in compliance with the ESEF regulation. This responsibility comprises an adequate process and such internal control as management determines is necessary.

Auditor's Responsibilities
Our responsibility, based on audit evidence obtained, is to express an opinion on whether, in all material respects, the financial statements included in the annual report have been prepared in compliance with ESEF. We conduct our work in compliance with the International Standard for Assurance Engagements (ISAE) 3000 – "Assurance engagements other than audits or reviews of historical financial information". The standard requires us to plan and perform procedures to obtain reasonable assurance about whether the financial statements included in the annual report have been prepared in compliance with the ESEF Regulation.

As part of our work, we have performed procedures to obtain an understanding of the Company's processes for preparing the financial statements in compliance with the ESEF Regulation. We examine whether the financial statements are presented in XHTML-format. We evaluate the completeness and accuracy of the iXBRL tagging of the consolidated financial statements and assess management's use of judgement. Our procedures include reconciliation of the iXBRL tagged data with the audited financial statements in human-readable format. We believe that the evidence we have obtained is sufficient and appropriate to provide a basis for our opinion.

Oslo, 11 April 2024

KPMG AS

Mona Irene Larsen
*State Authorised Public Accountant*
(This document is signed electronically)

Penneo document key: E2NM3-2U1JF-VQNVW-UGHQN-DV63V-77ZPC

PENNEO

*Signaturene i dette dokumentet er juridisk bindende. Dokument signert med "Penneo™ - sikker digital signatur". De signerende parter sin identitet er registrert, og er listet nedenfor.*

*"Med min signatur bekrefter jeg alle datoer og innholdet i dette dokument."*

**Larsen, Mona Irene**
**Partner**
*Serienummer: no_bankid:9578-5999-4-1026781*
*IP: 46.15.xxx.xxx*
*2024-04-11 20:00:40 UTC*
bankID

**Larsen, Mona Irene**
**State Authorised Public Accountant**
*Serienummer: no_bankid:9578-5999-4-1026781*
*IP: 46.15.xxx.xxx*
*2024-04-11 20:00:40 UTC*
bankID

*Penneo Dokumentnøkkel: E2NM3-2U1JF-VQNVW-UGHQN-DV63V-77ZPC*

Dokumentet er signert digitalt, med **Penneo.com.** Alle digitale signatur-data i dokumentet er sikret og validert av den datamaskin-utregnede hash-verdien av det opprinnelige dokument. Dokumentet er låst og tids-stemplet med et sertifikat fra en betrodd tredjepart. All kryptografisk bevis er integrert i denne PDF, for fremtidig validering (hvis nødvendig).

**Hvordan bekrefter at dette dokumentet er orginalen?**
Dokumentet er beskyttet av ett Adobe CDS sertifikat. Når du åpner dokumentet i Adobe Reader, skal du kunne se at dokumentet er sertifisert av **Penneo e-signature service <penneo@penneo.com>**. Dette garanterer at innholdet i dokumentet ikke har blitt endret.

Det er lett å kontrollere de kryptografiske beviser som er lokalisert inne i dokumentet, med Penneo validator - **https://penneo.com/validator**