



ÅRSREGNSKAPET FOR REGNSKAPSÅRET 2023 - GENERELL INFORMASJON

Enheten

Organisasjonsnummer: 927 612 364
Organisasjonsform: Aksjeselskap
Foretaksnavn: HV NEF INVEST ROMEO AS
Forretningsadresse: Jåttåvågveien 7
4020 STAVANGER

Regnskapsår

Årsregnskapets periode: 01.01.2023 - 31.12.2023

Konsern

Morselskap i konsern: Ja
Konsernregnskap lagt ved: Nei

Regnskapsregler

Regler for små foretak benyttet: Nei
Benyttet ved utarbeidelsen av årsregnskapet til selskapet: Regnskapslovens alminnelige regler

Årsregnskapet fastsatt av kompetent organ

Bekreftet av representant for selskapet: Ove Martin Juul
Dato for fastsettelse av årsregnskapet: 24.06.2024

Grunnlag for avgivelse

År 2023: Årsregnskapet er elektronisk innlevert
År 2022: Tall er hentet fra elektronisk innlevert årsregnskap fra 2023

Det er ikke krav til at årsregnskapet m.v. som sendes til Regnskapsregisteret er undertegnet. Kontrollen på at dette er utført ligger hos revisor/enhetens øverste organ. Sikkerheten ivaretas ved at innsender har rolle/rettighet for innsending av årsregnskapet via Altinn, og ved at det bekreftes at årsregnskapet er fastsatt av kompetent organ.

Brønnøysundregistrene, 12.06.2025



Resultatregnskap

Beløp i: NOK	Note	2023	2022
RESULTATREGNSKAP			
Kostnader			
Salaries	2		342 300
Other expenses	2	718 884	142 803
Sum kostnader		718 884	485 103
Driftsresultat		-718 884	-485 103
Finansinntekter og finanskostnader			
Renteinntekt fra foretak i samme konsern	3	12 429	17 295
Sum finansinntekter		12 429	17 295
Rentekostnad til foretak i samme konsern	3		62 468
Annen rentekostnad			559
Other financial expenses			436 217
Sum finanskostnader			499 244
Netto finans		12 429	-481 948
Ordinært resultat før skattekostnad		-706 455	-967 051
Income tax expense	4		
Ordinært resultat etter skattekostnad		-706 455	-967 051
Årsresultat		-706 455	-967 051
Årsresultat etter minoritetsinteresser		-706 455	-967 051
Totalresultat		-706 455	-967 051
Overføringer og disponeringer			
From share premium	5	-706 455	-967 051
Sum overføringer og disponeringer		-706 455	-967 051



Balanse

Beløp i: NOK	Note	2023	2022
BALANSE - EIENDELER			
Anleggsmidler			
Immaterielle eiendeler			
Finansielle anleggsmidler			
Investering i datterselskap	6	1 473 944 452	1 437 878 852
Sum finansielle anleggsmidler		1 473 944 452	1 437 878 852
Sum anleggsmidler		1 473 944 452	1 437 878 852
Omløpsmidler			
Varer			
Fordringer			
Other short-term receivables	3		60 468 199
Sum fordringer			60 468 199
Bankinnskudd, kontanter og lignende			
Cash and cash equivalents		582 173	1 760 997
Sum bankinnskudd, kontanter og lignende		582 173	1 760 997
Sum omløpsmidler		582 173	62 229 196
SUM EIENDELER		1 474 526 625	1 500 108 048
BALANSE - EGENKAPITAL OG GJELD			
Egenkapital			
Innskutt egenkapital			
Share capital	5, 7	36 000	36 000
Overkurs	5	1 438 418 638	1 439 125 093
Annen innskutt egenkapital	5	36 065 600	
Sum innskutt egenkapital		1 474 520 238	1 439 161 093
Sum egenkapital		1 474 520 238	1 439 161 093



Balanse

Beløp i: NOK	Note	2023	2022
Sum langsiktig gjeld		0	0
Kortsiktig gjeld			
Leverandørgjeld		6 386	243 835
Public duties payable			195 300
Other current liabilities	3		60 507 820
Sum kortsiktig gjeld		6 386	60 946 955
Sum gjeld		6 386	60 946 955
SUM EGENKAPITAL OG GJELD		1 474 526 625	1 500 108 048



Brønnøysundregistrene

ÅRSREGNSKAP FOR REGNSKAPSÅRET 2023 - GENERELL INFORMASJON

Journalnummer: 2024 563177

Enheten

Organisasjonsnummer: 927 612 364
Organisasjonsform: Aksjeselskap
Foretaksnavn: HV NEF INVEST ROMEO AS
Forretningsadresse: Jåttåvågveien 7
4020 STAVANGER

Regnskapsår

Årsregnskapets periode: 01.01.2023 - 31.12.2023

Konsern

Morselskap i konsern: Ja
Konsernregnskap lagt ved: Nei

Regnskapsregler

Regler for små foretak benyttet: Nei
Benyttet ved utarbeidelsen av
årsregnskapet til selskapet: Regnskapslovens alminnelige regler

Årsregnskapet fastsatt av kompetent organ

Bekreftet av representant for selskapet: Ove Martin Juul
Dato for fastsettelse av årsregnskapet: 24.06.2024

Revisjon

Årsregnskapet er utarbeidet av ekstern
autorisert regnskapsfører: Ja
Ekstern autorisert regnskapsfører har i
løpet av regnskapsåret bistått ved den
løpende regnskapsføringen eller utført
andre tjenester for selskapet enn å
utarbeide årsregnskapet: Ja

Grunnlag for avgivelse

År 2023: Årsregnskap er elektronisk innlevert.
År 2022: Tall er hentet fra elektronisk innlevert årsregnskap fra 2023.

Det er ikke krav til at årsregnskapet m.v. som sendes til Regnskapsregisteret er undertegnet. Kontrollen på at dette er utført ligger hos revisor/enhetens øverste organ. Sikkerheten ivaretas ved at innsender har rolle/rettighet for innsending av årsregnskapet via Altinn, og ved at det bekreftes at årsregnskapet er fastsatt av kompetent organ.

Brønnøysundregistrene, 02.07.2024

Brønnøysundregistrene
Postadresse: Postboks 900, 8910 Brønnøysund
Telefon: 75 00 75 00
E-post: firmapost@brreg.no Internett: www.brreg.no
Organisasjonsnummer: 974 760 673



Organisasjonsnr: 927 612 364
HV NEF INVEST ROMEO AS

RESULTATREGNSKAP

Beløp i: NOK	Note	2023	2022
RESULTATREGNSKAP			
Kostnader			
Salaries	2		342 300
Other expenses	2	718 884	142 803
Sum kostnader		718 884	485 103
Driftsresultat		-718 884	-485 103
Finansinntekter og finanskostnader			
Renteinntekt fra foretak i samme konsern	3	12 429	17 295
Sum finansinntekter		12 429	17 295
Rentekostnad til foretak i samme konsern	3		62 468
Annen rentekostnad			559
Other financial expenses			436 217
Sum finanskostnader			499 244
Netto finans		12 429	-481 948
Ordinært resultat før skattekostnad		-706 455	-967 051
Income tax expense	4		
Ordinært resultat etter skattekostnad		-706 455	-967 051
Årsresultat		-706 455	-967 051
Årsresultat etter minoritetsinteresser		-706 455	-967 051
Totalresultat		-706 455	-967 051
Overføringer og disponeringer			
From share premium	5	-706 455	-967 051
Sum overføringer og disponeringer		-706 455	-967 051



Organisasjonsnr: 927 612 364
HV NEF INVEST ROMEO AS

BALANSE

Beløp i: NOK Note 2023 2022

BALANSE - EIENDELER

Anleggsmidler Immaterielle eiendeler

Finansielle anleggsmidler

Investering i datterselskap 6	1 473 944 452	1 437 878 852
Sum finansielle anleggsmidler	1 473 944 452	1 437 878 852
Sum anleggsmidler	1 473 944 452	1 437 878 852

Omløpsmidler

Varer

Fordringer

Other short-term receivables 3		60 468 199
Sum fordringer		60 468 199

Bankinnskudd, kontanter og lignende

Cash and cash equivalents	582 173	1 760 997
Sum bankinnskudd, kontanter og lignende	582 173	1 760 997
Sum omløpsmidler	582 173	62 229 196

SUM EIENDELER	1 474 526 625	1 500 108 048
---------------	---------------	---------------

BALANSE - EGENKAPITAL OG GJELD

Egenkapital

Innskutt egenkapital

Share capital 5, 7	36 000	36 000
Overkurs 5	1 438 418 638	1 439 125 093
Annen innskutt egenkapital 5	36 065 600	
Sum innskutt egenkapital	1 474 520 238	1 439 161 093

Sum egenkapital	1 474 520 238	1 439 161 093
-----------------	---------------	---------------

Sum langsiktig gjeld	0	0
----------------------	---	---

Kortsiktig gjeld

Leverandørgjeld	6 386	243 835
Public duties payable		195 300
Other current liabilities 3		60 507 820
Sum kortsiktig gjeld	6 386	60 946 955



Sum gjeld	6 386	60 946 955
SUM EGENKAPITAL OG GJELD	1 474 526 625	1 500 108 048



Organisasjonsnr: 927 612 364
HV NEF INVEST ROMEO AS

NOTEOPPLYSNINGER - SELSKAP - alle poster oppgitt i hele tall

Note
0

Antall årsverk i regnskapsåret
0.00

Sum Beløp

Balanseført verdi 31.12. Varige driftsmidler Immaterielle eiend.

Konsernregnskap

Morselskapet sitt navn

Forretningskontor for morselskapet

Begrunnelse for at datterselskap er utelatt fra konsolideringen

Samlet beløp - tilknyttet selskap Årets Fjorårets

Samlet beløp - foretak i samme konsern Årets Fjorårets

Samlet beløp - foretak i samme konsern Årets Fjorårets

Samlet beløp - felles kontrollert virksomhet Årets Fjorårets

Pantstillelse Beløp

Beholdning av egne aksjer Antall Pålydende Andel av aksjek.



Deloitte.

Deloitte AS
Knud Holms gate 8
NO-4005 Stavanger
Norway

+47 51 81 56 00
www.deloitte.no

To the General Meeting of HV NEF Invest Romeo AS

INDEPENDENT AUDITOR'S REPORT

Opinion

We have audited the financial statements of HV NEF Invest Romeo AS (the Company), which comprise the balance sheet as at 31 December 2023, the revenue statement, statement of cash flows for the year then ended, and notes to the financial statements, including a summary of significant accounting policies.

In our opinion

- the financial statements comply with applicable statutory requirements, and
- the financial statements give a true and fair view of the financial position of the Company as at 31 December 2023, and its financial performance and its cash flows for the year then ended in accordance with the Norwegian Accounting Act and accounting standards and practices generally accepted in Norway.

Basis for Opinion

We conducted our audit in accordance with International Standards on Auditing (ISAs). Our responsibilities under those standards are further described in the *Auditor's Responsibilities for the Audit of the Financial Statements* section of our report. We are independent of the Company as required by relevant laws and regulations in Norway and the International Ethics Standards Board for Accountants' International Code of Ethics for Professional Accountants (including International Independence Standards) (IESBA Code), and we have fulfilled our other ethical responsibilities in accordance with these requirements. We believe that the audit evidence we have obtained is sufficient and appropriate to provide a basis for our opinion.

Other Information

The Board of Directors (management) is responsible for the other information accompanying the financial statements. The other information comprises the Board of Directors' report. Our opinion on the financial statements does not cover the other information accompanying the financial statements.

In connection with our audit of the financial statements, our responsibility is to read the other information. The purpose is to consider if there is material inconsistency between the other information and the financial statements or our knowledge obtained in the audit, or whether the other information appears to be materially misstated. We are required to report if there is a material misstatement in the other information. We have nothing to report in this regard.

Responsibilities of Management for the Financial Statements

Management is responsible for the preparation of financial statements that give a true and fair view in accordance with the Norwegian Accounting Act and accounting standards and practices generally accepted in Norway, and for such internal control as management determines is necessary to enable the preparation of financial statements that are free from material misstatement, whether due to fraud or error.

In preparing the financial statements, management is responsible for assessing the Company's ability to continue as a going concern, disclosing, as applicable, matters related to going concern. The financial statements use the going concern basis of accounting insofar as it is not likely that the enterprise will cease operations.

Deloitte AS and Deloitte Advokatfirma AS are the Norwegian affiliates of Deloitte NSE LLP, a member firm of Deloitte Touche Tohmatsu Limited, a UK private company limited by guarantee ("DTTL"). DTTL and each of its member firms are legally separate and independent entities. DTTL and Deloitte NSE LLP do not provide services to clients. Please see www.deloitte.com/about to learn more about our global network of member firms.

Deloitte Norway conducts business through two legally separate and independent limited liability companies: Deloitte AS, providing audit, consulting, financial advisory and risk management services, and Deloitte Advokatfirma AS, providing tax and legal services.

Registrert i Foretaksregisteret
Medlemmer av Den norske Revisorforening
Organisasjonsnummer: 980 211 282



Deloitte.

Independent auditor's report
HV NEF Invest Romeo AS

Auditor's Responsibilities for the Audit of the Financial Statements

Our objectives are to obtain reasonable assurance about whether the financial statements as a whole are free from material misstatement, whether due to fraud or error, and to issue an auditor's report that includes our opinion. Reasonable assurance is a high level of assurance, but is not a guarantee that an audit conducted in accordance with ISAs will always detect a material misstatement when it exists. Misstatements can arise from fraud or error and are considered material if, individually or in aggregate, they could reasonably be expected to influence the economic decisions of users taken on the basis of these financial statements.

As part of an audit in accordance with ISAs, we exercise professional judgment and maintain professional scepticism throughout the audit. We also:

- identify and assess the risks of material misstatement of the financial statements, whether due to fraud or error. We design and perform audit procedures responsive to those risks, and obtain audit evidence that is sufficient and appropriate to provide a basis for our opinion. The risk of not detecting a material misstatement resulting from fraud is higher than for one resulting from error, as fraud may involve collusion, forgery, intentional omissions, misrepresentations, or the override of internal control.
- obtain an understanding of internal control relevant to the audit in order to design audit procedures that are appropriate in the circumstances, but not for the purpose of expressing an opinion on the effectiveness of the Company's internal control.
- evaluate the appropriateness of accounting policies used and the reasonableness of accounting estimates and related disclosures made by management.
- conclude on the appropriateness of management's use of the going concern basis of accounting, and, based on the audit evidence obtained, whether a material uncertainty exists related to events or conditions that may cast significant doubt on the Company's ability to continue as a going concern. If we conclude that a material uncertainty exists, we are required to draw attention in our auditor's report to the related disclosures in the financial statements or, if such disclosures are inadequate, to modify our opinion. Our conclusions are based on the audit evidence obtained up to the date of our auditor's report. However, future events or conditions may cause the Company to cease to continue as a going concern.
- evaluate the overall presentation, structure and content of the financial statements, including the disclosures, and whether the financial statements represent the underlying transactions and events in a manner that achieves a true and fair view.

We communicate with the Board of Directors regarding, among other matters, the planned scope and timing of the audit and significant audit findings, including any significant deficiencies in internal control that we identify during our audit.

Stavanger, 24 June 2024
Deloitte AS

Ommund Skiland
State Authorised Public Accountant
(electronically signed)



Independent auditor's report

Name	Date
Skailand, Ommund	2024-06-24

Identification

 bankID Skailand, Ommund



This document contains electronic signatures using EU-compliant PAdES - PDF
Advanced Electronic Signatures (Regulation (EU) No 910/2014 (eIDAS))



DocuSign Envelope ID: C63E0892-2435-4684-9EA3-A71ED4178966

Financial Statements

2023

HV NEF Invest Romeo AS

Org.no.:927 612 364



DocuSign Envelope ID: C63E0892-2435-4684-9EA3-A71ED4178966

HV NEF Invest Romeo AS

Board of Directors' report

Introduction

HV NEF Invest Romeo AS (the "Company") with reg.no 927 612 364 is an investment company based in Stavanger.

Financial results

Net loss in 2023 was NOK 706 455 compared to a loss of NOK 967 051 in 2022 .
Allocation of this years' loss is transferred from share premium. Equity ratio as of 31.12.2023 is 99.99%

Share capital and shareholders

HitecVision New Energy Fund AS is the sole shareholder of the Company, holding 100% of the ordinary shares.

Employees and the working environment

The Company has no employees. The board consists of three men. The board has not found it necessary to take special actions with regard to equal opportunities.

Directors & Officers Insurance

The Company has a Directors & Officers Insurance in place which covers liability for financial loss of third parties due to neglect, error or omissions from any directors, officers or employees of the Company in their capacity of such position. The insurance does not cover damage to persons or property.

Environmental issues

The Company's operations do not pollute the environment.

Going concern

In accordance with the Accounting Act § 3-3a, we confirm that the financial statements have been prepared under the assumption of going concern.

Stavanger, 24.06.2024

The board of HV NEF Invest Romeo AS

DocuSigned by:

6C72900170F9464...

Jon Vatnaland
Chair of the board

DocuSigned by:

58F725B27BF0449...

Ove Martin Juul
Board member

DocuSigned by:

3AB1B9386BE24BF...

Kjell-Erik Endresen
Board member



DocuSign Envelope ID: C63E0892-2435-4684-9EA3-A71ED4178966

Revenue statement			
HV NEF Invest Romeo AS			
Operating income and operating expenses (NOK)	Note	2023	2022
Salaries	2	0	342 300
Other expenses	2	718 884	142 803
Total expenses		718 884	485 103
Operating profit		-718 884	-485 103
Interest income from group companies	3	12 429	17 295
Interest expense to group companies	3	0	62 468
Other interest expenses		0	559
Other financial expenses		0	436 217
Net financial items		12 429	-481 948
Net profit (-loss) before tax		-706 455	-967 051
Income tax expense	4	0	0
Net profit (-loss)		-706 455	-967 051
Allocation of net profit (-loss)			
From share premium	5	-706 455	-967 051
Total allocation		-706 455	-967 051

HV NEF Invest Romeo AS

Side 3



DocuSign Envelope ID: C63E0892-2435-4684-9EA3-A71ED4178966

Balance sheet			
HV NEF Invest Romeo AS			
Assets (NOK)	Note	2023	2022
Non-current assets			
Investments in subsidiaries	6	1 473 944 452	1 437 878 852
Total non-current financial assets		1 473 944 452	1 437 878 852
Total non-current assets		1 473 944 452	1 437 878 852
Current assets			
Debtors			
Other short-term receivables	3	0	60 468 199
Total receivables		0	60 468 199
Cash and cash equivalents		582 173	1 760 997
Total current assets		582 173	62 229 196
Total assets		1 474 526 625	1 500 108 048

HV NEF Invest Romeo AS



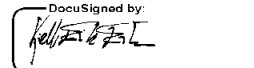
Page 4



DocuSign Envelope ID: C63E0892-2435-4684-9EA3-A71ED4178966

Balance sheet			
HV NEF Invest Romeo AS			
Equity and liabilities (NOK)	Note	2023	2022
Paid-in capital			
Share capital	5, 7	36 000	36 000
Share premium	5	1 438 418 638	1 439 125 093
Not-registered capital	5	36 065 600	0
Total paid-in capital		1 474 520 238	1 439 161 093
Total equity		1 474 520 238	1 439 161 093
Liabilities			
Current liabilities			
Trade payables		6 386	243 835
Public duties payable		0	195 300
Other current liabilities	3	0	60 507 820
Total current liabilities		6 386	60 946 955
Total liabilities		6 386	60 946 955
Total equity and liabilities		1 474 526 625	1 500 108 048

Stavanger, 24.06.2024
The board of HV NEF Invest Romeo AS

<p>DocuSigned by:  8C72960170E9484 Jon Vatnaland Chair of the board</p>	<p>DocuSigned by:  58F7268278FD449 Ove Martin Juul Board member</p>	<p>DocuSigned by:  3AB1B0386BE24BF Kjell-Erik Endresen Board member</p>
---	---	---

HV NEF Invest Romeo AS **Page 5**



DocuSign Envelope ID: C63E0892-2435-4684-9EA3-A71ED4178966

Indirect cash flow			
HV NEF Invest Romeo AS			
(NOK)	Note	2023	2022
Cash flows from operating activities			
Profit/loss(-) before tax		-706 455	-967 051
Change in accounts payable		-237 449	-33 222
Change in other accrual items		-234 920	-31 902 718
Net cash flows from operating activities		-1 178 824	-32 902 991
Cash flows from investment activities			
Investment in subsidiaries		-36 065 600	-1 375 308 702
Loan to group companies		0	-30 717 295
Net cash flows from investment activities		-36 065 600	-1 406 025 997
Cash flows from financing activities			
Net change in bank overdraft		0	-100
Proceeds from equity		36 065 600	1 440 690 085
Net cash flows from financing activities		36 065 600	1 440 689 985
Net change in cash and cash equivalents		-1 178 824	1 760 997
Cash and cash equivalents at the start of the period		1 760 997	0
Cash and cash equivalents at the end of the period		582 173	1 760 997

HV NEF Invest Romeo AS

Page 6



DocuSign Envelope ID: C63E0892-2435-4684-9EA3-A71ED4178966

HV NEF INVEST ROMEO AS **NOTES TO THE FINANCIAL STATEMENTS FOR 2023**

Note 1 Accounting principles

The financial statements have been prepared in accordance with the Norwegian Accounting Act and generally accepted accounting standards.

Valuation and classification of assets and liabilities

Net current assets and liabilities comprise receivables and payables due within one year. Other entries are classified as fixed assets and/or long term creditors.

Current assets are valued at the lower of acquisition cost and fair value.

Fixed asset are carried at historical cost, but are written down to their recoverable amount if this is lower than the carrying amount and the reduction in value is expected to be permanent. Fixed assets with a limited economic life are depreciated in accordance with a reasonable depreciation schedule.

Trade and other receivables

Trade receivables and other receivables are carried at fair value less an allowance for expected losses. An estimate is made for doubtful debts based on a review of all amounts outstanding at the balance sheet date. Bad debts are written off when identified.

Shares in subsidiaries and associates

Subsidiaries and investments in associates are carried at cost in the parent company accounts. A write-down to fair value will be performed if the impairment is not considered to be temporary, and an impairment charge is deemed necessary according to generally accepted accounting principles. Dividends and group contributions are recognised as other financial income.

Foreign currency translation

Foreign currency transactions are translated using the exchange rate prevailing at the date of the transaction. Balances in foreign currency are translated using the exchange rates prevailing at the balance sheet date.

Cash and cash equivalents

Cash and cash equivalents include cash, bank deposits and other monetary instruments with a maturity of less than three months at the date of purchase.

General and administrative expenses

In principle, general and administrative expenses are recognised in the same period as the revenue to which they relate. In instances where there is no clear connection between the expense and revenue, the apportionment is estimated. Other exceptions to the matching criteria are disclosed where appropriate.

Tax

Tax in the income statement includes both payable taxes and changes in deferred tax. Deferred tax is calculated at 22 % based on the temporary differences between accounting and tax values including tax loss carry forwards at the end of the fiscal year. Taxable and deductible temporary differences that reverse or may reverse in the same period are netted.

Group affiliation

Consolidated financial statements are not prepared as the shares in the subsidiary have been acquired with an intention of temporary ownership, cf. Section 3-8 of the Accounting Act (Regnskapsloven).



DocuSign Envelope ID: C63E0892-2435-4684-9EA3-A71ED4178966

HV NEF INVEST ROMEO AS NOTES TO THE FINANCIAL STATEMENTS FOR 2023

Note 2 Number of employees, remuneration, loans to employees etc.

Wages	2023	2022
Salaries	0	230 417
Social security costs	0	111 884
Sum	0	342 300
Average number of employees:	0	0

Auditor

Auditors' fee for 2023 was NOK 15 799.

Fees for other assurance engagements was NOK 0 .

VAT is included in the figures of auditor's fee.

Note 3 Balances with group companies

Receivables	2023	2022
HV Celsio Holding AS	0	53 045 041
HV Celsio Invest AS	0	7 423 159
Sum	0	60 468 199
Debt	2023	2022
HV Celsio Invest AS - Group contribution	0	60 468 199
Sum	0	60 468 199



DocuSign Envelope ID: C63E0892-2435-4684-9EA3-A71ED4178966

HV NEF INVEST ROMEO AS NOTES TO THE FINANCIAL STATEMENTS FOR 2023

Note 4 Tax

This year's tax expense	2023	2022
Entered tax on ordinary profit/loss:		
Payable tax	0	0
Changes in deferred tax assets	0	0
Tax expense on ordinary profit/loss	0	0
Taxable income:		
Result before tax	-706 455	-967 051
Permanent differences	0	0
Taxable income	-706 455	-967 051
Payable tax in the balance:		
Payable tax on this year's result	0	0
Total payable tax in the balance	0	0

The tax effect of temporary differences and loss for to be carried forward that has formed the basis for deferred tax and deferred tax advantages, specified on type of temporary differences

	2023	2022	Difference
Accumulated loss to be brought forward	-2 265 447	-1 558 992	706 455
Not included in the deferred tax calculation	2 265 447	1 558 992	-706 455
Deferred tax assets (22 %)	0	0	0

Deferred tax not included in the balance sheet.



DocuSign Envelope ID: C63E0892-2435-4684-9EA3-A71ED4178966

HV NEF INVEST ROMEO AS NOTES TO THE FINANCIAL STATEMENTS FOR 2023

Note 5 Equity

	Share capital	Share premium	Non-registered capital increase	Total equity
As of 01.01.2023	36 000	1 439 125 093	0	1 439 161 093
Non-registered capital increase			36 065 600	36 065 600
Net loss		-706 455		-706 455
As of 31.12.2023	36 000	1 438 418 638	36 065 600	1 474 520 238

Note 6 Investment in subsidiaries

Company	Office	Ownership and voting interest (%)	Result 2023	Equity as of 31.12	Booked value as of 31.12
HV Celsio Invest AS	Stavanger	100 %	1 472 653	1 433 926 878	1 473 944 452

Note 7 Shareholders

The share capital in HV NEF Invest Romeo AS as of 31.12 consists of the following share classes:

	Total	Face value	Share capital
Ordinary shares	3 000	12	36 000
Total	3 000		36 000

Ownership structure

Shareholders in % at year end:

	Ordinary shares	Ownership/ Voting share
HitecVision New Energy Fund AS	3 000	100 %



Skatteetaten

Vår dato
27.11.2023

Din/Deres dato
18.10.2023

Saksbehandler
Vibeke Home

800 80 000
Skatteetaten.no

Din/Deres referanse

Telefon
48123176

Org.nr
974761076

Vår referanse
2020/5120732

Postadresse
Postboks 9200 Grønland
0134 OSLO

HV NEF INVEST JOTA AS
Att.Ove Martin Juul
Postboks 8120
4068 STAVANGER
Norge

Tillatelse til å utarbeide årsregnskap og årsberetning på engelsk

Vi viser til deres brev av 18. oktober 2023 der det søkes om dispensasjon fra kravet til å utarbeide årsregnskap og årsberetning på norsk for følgende selskaper:

HV IV Holding AS	org.nr. 919 604 778
HV V Holding AS	org.nr. 914 148 308
HVAS Invest Zeta AS	org.nr. 995 610 671
HVAS Invest Kappa AS	org.nr. 995 930 099
HV VI Holding AS	org.nr. 999 178 359
HV VI Invest Sierra AS	org.nr. 928 336 913
OMP Holding AS	org.nr. 912 084 957
Offshore Merchant Partners AS	org.nr. 912 536 416
HV VII Invest Dags AS	org.nr. 913 641 043
Circle Group AS	org.nr. 913 640 969
HV VII Invest Juliet AS	org.nr. 914 480 787
Hav Energy Holding AS	org.nr. 815 672 852
HV VII Invest Shankly AS	org.nr. 916 162 537
HV VII Invest Shankly II AS	org.nr. 916 162 529
North Sea Strategic Investments AS	org.nr. 916 162 545
HV NEF Invest Jota AS	org.nr. 925 979 260
HV NEF Invest Romeo AS	org.nr. 927 612 364
HV Celsio Invest AS	org.nr. 928 513 378
HV Celsio Invest II AS	org.nr. 928 657 698
HV Celsio Holding AS	org.nr. 928 657 965
HV NEF Invest Zero AS	org.nr. 928 513 254
HV Aneo Holding AS	org.nr. 928 786 617
HV NEF Invest Victor AS	org.nr. 929 264 304
HV Cadre Holding AS	org.nr. 929 264 282
HV NEF Invest Rho AS	org.nr. 929 264 142
HV Skygard Holding AS	org.nr. 929 264 290
SpringPoint Holding II AS	org.nr. 931 751 522



HV Storm Co-invest AS	org.nr. 928 786 854
Moreld Holding AS	org.nr. 924 728 469
APP Investment AS	org.nr. 917 906 130
Sval Energi Group AS	org.nr. 930 060 879
Sval Energi Invest II AS	org.nr. 923 862 943
HV Storm Holding AS	org.nr. 927 733 242

Skattekontoret gir på bakgrunn av en konkret helhetsvurdering de overnevnte selskaper dispensasjon fra kravet til å utarbeide årsregnskap og årsberetning på norsk, jf. regnskapsloven § 3-4 tredje ledd. Dispensasjonen gjelder så lenge opplysningene som danner grunnlaget for vedtaket ikke endres vesentlig.

Kopi av dette brevet må sendes til Regnskapsregisteret i Brønnøysund sammen med årsregnskapet. Den regnskapspliktige må selv dokumentere ved dette brev at tillatelse er gitt.

Bakgrunn

Selskapene som er opplistet er norske investerings- og holdingselskaper hel- eller deleid av HitecVision private equity fond. Samtlige av selskapenes direkte og indirekte aksjonærer er profesjonelle investorer.

Selskapenes formål er å «Investere i, eie og utvikle andre selskaper og alt som står i forbindelse med dette». Selskapene investerer i energibransjen.

Engelsk er arbeidsspråk i selskapene og for tilknyttede parter, samt i de selskaper hvor selskapene har foretatt eller vil foreta sine investeringer. Selskapenes leverandører består utelukkende av profesjonelle tjenesteytere innenfor juridisk og finansiell profesjon som i stor grad benytter engelsk som arbeidsspråk. Selskapene har ingen eksterne kunder.

Skattekontorets vurdering

Etter regnskapsloven § 3-4 tredje ledd skal "årsregnskapet og årsberetningen [...] være på norsk. Departementet kan ved [...] enkeltvedtak bestemme at årsregnskapet og/eller årsberetningen kan være på et annet språk."

I Ot. prp. nr. 42 (1997-1998) Om lov om årsregnskap mv., er det uttalt følgende om regnskapslovens formål, jf. pkt. 1.1:

"Regjeringen har som siktemål at regnskapsloven skal bidra til informative regnskaper for ulike grupper av regnskapsbrukere. Regnskapsbrukerne er dels investorer og kreditorer som tilfører kapital til foretakene, og dels andre grupper som har interesse av å vite hvordan foretaket drives, f.eks. de ansatte og lokalsamfunnet. Informasjonen til kapitalmarkedet skal gi grunnlag for riktig prising



av finansielle objekter. Riktig prisdannelse på aksjer er en forutsetning for at ressursbruken i samfunnsøkonomien skal bli best mulig. Gode regnskaper vil også gjøre det vanskeligere for markedsdeltakere å ta ut spekulasjonsgevinster med basis i skjevt fordelt informasjon.”

Det fremgår således at et av hovedformålene med regnskapsloven er å bidra til “informative regnskaper for ulike grupper av regnskapsbrukere”. Regnskapsbrukere vil omfatte, jf. uttalelsen i proposisjonen, blant andre investorer, kreditorer, ansatte og lokalsamfunnet.

Det er etter skattekontorets vurdering derfor avgjørende ved vurdering av om dispensasjon fra kravet til å utarbeide årsregnskap og/eller årsberetning på norsk kan gis, at det ikke foreligger mulige brukere av regnskapsinformasjon som blir vesentlig berørt negativt ved en eventuell dispensasjon.

Det er særlig hensynet til brukerne av regnskapsinformasjon som skal vurderes ved en dispensasjonssøknad. I denne vurderingen har skattekontoret lagt særlig vekt på at selskapene er investerings- og holdingselskaper som er hel- eller deleid av HitecVision private equity fond. Videre er det vektlagt at selskapene driver virksomhet i en bransje der alle sentrale aktører behersker og benytter engelsk.

Vennligst oppgi vår referanse ved henvendelse i saken.

Med hilsen

Vibeke Horne
Skatteetaten

Dokumentet er elektronisk godkjent og har derfor ikke håndskrevne signaturer.