



## ÅRSREGNSKAPET FOR REGNSKAPSÅRET 2022 - GENERELL INFORMASJON

### Enheten

Organisasjonsnummer: 919 820 659  
Organisasjonsform: Aksjeselskap  
Foretaksnavn: HILVERDA DE BOER ÅLESUND AS  
Forretningsadresse: Holssletta 2  
6018 ÅLESUND

### Regnskapsår

Årsregnskapets periode: 01.09.2021 - 31.08.2022

### Konsern

Morselskap i konsern: Nei

### Regnskapsregler

Regler for små foretak benyttet: Ja  
Benyttet ved utarbeidelsen av årsregnskapet til selskapet: Regnskapslovens alminnelige regler

### Årsregnskapet fastsatt av kompetent organ

Bekreftet av representant for selskapet: Gijsbertus Janne Schoneveld  
Dato for fastsettelse av årsregnskapet: 30.11.2022

### Grunnlag for avgivelse

År 2022: Årsregnskapet er elektronisk innlevert  
År 2021: Tall er hentet fra elektronisk innlevert årsregnskap fra 2022

*Det er ikke krav til at årsregnskapet m.v. som sendes til Regnskapsregisteret er undertegnet. Kontrollen på at dette er utført ligger hos revisor/enhetens øverste organ. Sikkerheten ivaretas ved at innsender har rolle/rettighet for innsending av årsregnskapet via Altinn, og ved at det bekreftes at årsregnskapet er fastsatt av kompetent organ.*

Brønnøysundregistrene, 10.02.2023



### Resultatregnskap

Beløp i: NOK	Note	2022	2021
<b>RESULTATREGNSKAP</b>			
<b>Inntekter</b>			
Revenue		14 765 839	14 958 755
Other income			20 688
<b>Sum inntekter</b>		<b>14 765 839</b>	<b>14 979 443</b>
<b>Kostnader</b>			
Raw materials and consumables used		11 247 026	11 206 779
Employee benefits expense	2	1 177 489	1 427 065
Depreciation and amortisation expenses	3	23 299	25 961
Nedskrivning av varige driftsmidler og immaterielle eiendeler	3		
Other expenses		1 318 638	1 503 838
<b>Sum kostnader</b>		<b>13 766 453</b>	<b>14 163 642</b>
<b>Driftsresultat</b>		<b>999 387</b>	<b>815 801</b>
<b>Finansinntekter og finanskostnader</b>			
Other financial income			2 488
<b>Sum finansinntekter</b>			<b>2 488</b>
Annen rentekostnad			2 109
<b>Sum finanskostnader</b>			<b>2 109</b>
<b>Netto finans</b>			<b>378</b>
<b>Ordinært resultat før skattekostnad</b>		<b>999 387</b>	<b>816 179</b>
Income tax expense	4	212 954	163 284
<b>Ordinært resultat etter skattekostnad</b>		<b>786 433</b>	<b>652 895</b>
<b>Årsresultat</b>		<b>786 433</b>	<b>652 895</b>
<b>Årsresultat etter minoritetsinteresser</b>		<b>786 433</b>	<b>652 895</b>
<b>Totalresultat</b>		<b>786 433</b>	<b>652 895</b>
<b>Overføringer og disponeringer</b>			



## Resultatregnskap

<b>Beløp i: NOK</b>	<b>Note</b>	<b>2022</b>	<b>2021</b>
Tilleggsutbytte		450 000	
Udekket tap			154 315
Other equity		336 433	498 580
<b>Sum overføringer og disponeringer</b>		<b>786 433</b>	<b>652 895</b>



### Balanse

Beløp i: NOK	Note	2022	2021
<b>BALANSE - EIENDELER</b>			
<b>Anleggsmidler</b>			
<b>Immaterielle eiendeler</b>			
Utsatt skattefordel	4		
<b>Varige driftsmidler</b>			
Buildings and land	3		
Machinery and equipment	3	71 381	39 200
Ships	3		
Equipment and other movables	3		
<b>Sum varige driftsmidler</b>		<b>71 381</b>	<b>39 200</b>
<b>Sum anleggsmidler</b>		<b>71 381</b>	<b>39 200</b>
<b>Omløpsmidler</b>			
<b>Varer</b>			
<b>Sum varer</b>		<b>251 130</b>	<b>102 222</b>
<b>Fordringer</b>			
Accounts receivables		1 222 594	989 773
<b>Sum fordringer</b>		<b>1 222 594</b>	<b>989 773</b>
<b>Bankinnskudd, kontanter og lignende</b>			
Cash and cash equivalents		1 813 132	1 653 528
<b>Sum bankinnskudd, kontanter og lignende</b>		<b>1 813 132</b>	<b>1 653 528</b>
<b>Sum omløpsmidler</b>		<b>3 286 856</b>	<b>2 745 522</b>
<b>SUM EIENDELER</b>		<b>3 358 237</b>	<b>2 784 722</b>
<b>BALANSE - EGENKAPITAL OG GJELD</b>			
<b>Egenkapital</b>			
<b>Innskutt egenkapital</b>			
Share capital		30 000	30 000



## Balanse

<b>Beløp i: NOK</b>	<b>Note</b>	<b>2022</b>	<b>2021</b>
<b>Sum innskutt egenkapital</b>		<b>30 000</b>	<b>30 000</b>
<b>Opptjent egenkapital</b>			
Other equity		835 013	498 580
<b>Sum opptjent egenkapital</b>		<b>835 013</b>	<b>498 580</b>
<b>Sum egenkapital</b>		<b>865 013</b>	<b>528 580</b>
<b>Gjeld</b>			
<b>Langsiktig gjeld</b>			
Utsatt skatt	4		
<b>Annen langsiktig gjeld</b>			
<b>Sum langsiktig gjeld</b>		<b>0</b>	<b>0</b>
<b>Kortsiktig gjeld</b>			
Leverandørgjeld		1 143 228	961 344
Tax payable	4	376 238	163 284
Public duties payable		312 554	375 182
Other current liabilities		661 204	756 332
<b>Sum kortsiktig gjeld</b>		<b>2 493 224</b>	<b>2 256 142</b>
<b>Sum gjeld</b>		<b>2 493 224</b>	<b>2 256 142</b>
<b>SUM EGENKAPITAL OG GJELD</b>		<b>3 358 237</b>	<b>2 784 722</b>



## Brønnøysundregistrene

### ÅRSREGNSKAP FOR REGNSKAPSÅRET 2022 - GENERELL INFORMASJON

Journalnummer: 2023 305228

#### Enheten

Organisasjonsnummer: 919 820 659  
Organisasjonsform: Aksjeselskap  
Foretaksnavn: HILVERDA DE BOER ÅLESUND AS  
Forretningsadresse: Holssletta 2  
6018 ÅLESUND

#### Regnskapsår

Årsregnskapets periode: 01.09.2021 - 31.08.2022

#### Konsern

Morselskap i konsern: Nei

#### Regnskapsregler

Regler for små foretak benyttet: Ja  
Benyttet ved utarbeidelsen av  
årsregnskapet til selskapet: Regnskapslovens alminnelige regler

#### Årsregnskapet fastsatt av kompetent organ

Bekreftet av representant for selskapet: Gijsbertus Janne Schoneveld  
Dato for fastsettelse av årsregnskapet: 30.11.2022

#### Grunnlag for avgivelse

År 2022: Årsregnskap er elektronisk innlevert.  
År 2021: Tall er hentet fra elektronisk innlevert årsregnskap fra 2022.

*Det er ikke krav til at årsregnskapet m.v. som sendes til Regnskapsregisteret er undertegnet. Kontrollen på at dette er utført ligger hos revisor/enhetens øverste organ. Sikkerheten ivaretas ved at innsender har rolle/rettighet for innsending av årsregnskapet via Altinn, og ved at det bekreftes at årsregnskapet er fastsatt av kompetent organ.*

Brønnøysundregistrene, 09.02.2023



Organisasjonsnr: 919 820 659  
HILVERDA DE BOER ÅLESUND AS

## RESULTATREGNSKAP

<b>Beløp i: NOK</b>	<b>Note</b>	<b>2022</b>	<b>2021</b>
<b>RESULTATREGNSKAP</b>			
<b>Inntekter</b>			
Revenue		14 765 839	14 958 755
Other income			20 688
<b>Sum inntekter</b>		<b>14 765 839</b>	<b>14 979 443</b>
<b>Kostnader</b>			
Raw materials and consumables used		11 247 026	11 206 779
Employee benefits expense	2	1 177 489	1 427 065
Depreciation and amortisation expenses	3	23 299	25 961
Nedskrivning av varige driftsmidler og immaterielle eiendeler	3		
Other expenses		1 318 638	1 503 838
<b>Sum kostnader</b>		<b>13 766 453</b>	<b>14 163 642</b>
<b>Driftsresultat</b>		<b>999 387</b>	<b>815 801</b>
<b>Finansinntekter og finanskostnader</b>			
Other financial income			2 488
<b>Sum finansinntekter</b>			<b>2 488</b>
Annen rentekostnad			2 109
<b>Sum finanskostnader</b>			<b>2 109</b>
<b>Netto finans</b>			<b>378</b>
<b>Ordinært resultat før skattekostnad</b>			
Income tax expense	4	212 954	163 284
<b>Ordinært resultat etter skattekostnad</b>		<b>786 433</b>	<b>652 895</b>
<b>Årsresultat</b>		<b>786 433</b>	<b>652 895</b>
<b>Årsresultat etter minoritetsinteresser</b>		<b>786 433</b>	<b>652 895</b>
<b>Totalresultat</b>		<b>786 433</b>	<b>652 895</b>
<b>Overføringer og disponeringer</b>			
Tilleggsutbytte		450 000	
Udekket tap			154 315
Other equity		336 433	498 580
<b>Sum overføringer og disponeringer</b>		<b>786 433</b>	<b>652 895</b>





Organisasjonsnr: 919 820 659  
HILVERDA DE BOER ÅLESUND AS

## BALANSE

Beløp i: NOK	Note	2022	2021
<b>BALANSE - EIENDELER</b>			
<b>Anleggsmidler</b>			
<b>Immaterielle eiendeler</b>			
Utsatt skattefordel	4		
<b>Varige driftsmidler</b>			
Buildings and land	3		
Machinery and equipment	3	71 381	39 200
Ships	3		
Equipment and other movables	3		
<b>Sum varige driftsmidler</b>		<b>71 381</b>	<b>39 200</b>
<b>Sum anleggsmidler</b>		<b>71 381</b>	<b>39 200</b>
<b>Omløpsmidler</b>			
<b>Varer</b>			
Sum varer		251 130	102 222
<b>Fordringer</b>			
Accounts receivables		1 222 594	989 773
<b>Sum fordringer</b>		<b>1 222 594</b>	<b>989 773</b>
<b>Bankinnskudd, kontanter og lignende</b>			
Cash and cash equivalents		1 813 132	1 653 528
<b>Sum bankinnskudd, kontanter og lignende</b>		<b>1 813 132</b>	<b>1 653 528</b>
<b>Sum omløpsmidler</b>		<b>3 286 856</b>	<b>2 745 522</b>
<b>SUM EIENDELER</b>		<b>3 358 237</b>	<b>2 784 722</b>
<b>BALANSE - EGENKAPITAL OG GJELD</b>			
<b>Egenkapital</b>			
<b>Innskutt egenkapital</b>			
Share capital		30 000	30 000
<b>Sum innskutt egenkapital</b>		<b>30 000</b>	<b>30 000</b>
<b>Opptjent egenkapital</b>			
Other equity		835 013	498 580
<b>Sum opptjent egenkapital</b>		<b>835 013</b>	<b>498 580</b>
<b>Sum egenkapital</b>		<b>865 013</b>	<b>528 580</b>
<b>Gjeld</b>			



<b>Langsiktig gjeld</b>			
Utsatt skatt	4		
<b>Annen langsiktig gjeld</b>			
<b>Sum langsiktig gjeld</b>		<b>0</b>	<b>0</b>
<b>Kortsiktig gjeld</b>			
Leverandørgjeld		1 143 228	961 344
Tax payable	4	376 238	163 284
Public duties payable		312 554	375 182
Other current liabilities		661 204	756 332
<b>Sum kortsiktig gjeld</b>		<b>2 493 224</b>	<b>2 256 142</b>
<b>Sum gjeld</b>		<b>2 493 224</b>	<b>2 256 142</b>
<b>SUM EGENKAPITAL OG GJELD</b>		<b>3 358 237</b>	<b>2 784 722</b>



Organisasjonsnr: 919 820 659  
HILVERDA DE BOER ÅLESUND AS

NOTEOPPLYSNINGER - SELSKAP - alle poster oppgitt i hele tall

Note

Antall aksjer og aksjeeiere

Note

Antall årsverk i regnskapsåret

Virksomheten har hatt følgende antall årsverk:  
2.00

Omløpsmidler                      Startdato      Sluttdato      Endring

Skattemessig fremf.undersk. Startdato      Sluttdato      Endring

Kortsiktig gjeld                      Startdato      Sluttdato      Endring



Our date 13.08.2018	Din dato 28.05.2018	Inquiries to Jeanette Munkvold Skovholt
800 80 000 Tax Administration Norway.no	Din referanse Marit Brandt	Telephone 90076012
Org.nr 996250318	Our reference 2018/706237	Postal address P.O. Box 9200 Grønland 0134 Oslo

HILVERDA DE BOER BV  
Costoneaster 12 1424 LB Kwakel  
The Netherlands

## Permission to store electronic accounting material in The Netherlands. Permission to prepare the annual accounts and directors' report in English language

With reference to your letter of 28 May 2018 with respect to the above matter, and later correspondance on e-mail, regarding:

- Hilverda De Boer Bergen AS	org.nr. 919 820 721
- Hilverda De Boer Haugesund AS	org.nr. 919 820 675
- Hilverda De Boer Kristiansand AS	org.nr. 919 820 713
- Hilverda De Boer Norge AS	org.nr. 919 820 551
- Hilverda De Boer Oslo AS	org.nr. 919 820 616
- Hilverda De Boer Stavanger AS	org.nr. 919 820 632
- Hilverda De Boer Ålesund AS	org.nr. 919 820 659

Based on a total evaluation, the view of The Directorate of Taxes is that the above mentioned companies may state the directors' report and annual accounts in English language according to the Norwegian Accounting Act § 3-4 third paragraph. The exemption requires that the information the decision is based on, does not change significantly.

A copy of this letter must be sent to the Register of Company Accounts in Brønnøysund together with the financial statements. It is incumbent on the company to document by this letter that the permit is granted.

The Directorate of Taxes gives the companies listed above permission to store electronic accounting material in The Netherlands, according to Act no. 73 of 19 November 2004 Act relating to Bookkeeping section 13 second paragraph.

### Permission to prepare the annual accounts and directors' report in English language

#### Background

From the application:

*As wholly owned subsidiaries of Hilverda De Boer B.V., a company incorporated in the Netherlands, most board members and owners of the parent do not speak Norwegian. Furthermore, as part of a larger Group, it is reasonable to assume that the majority of the users*



*of the financial statements will need an English translation.  
In view of the above factors, we request that the Tax Directorate considers the exemption to prepare financial statements in English.*

By e-mail dated 22 June 2018 it is stated that the companies' business is import and sales of flowers and plants. The customers are described as mainly professionals (estimated 95%), with a small amount of personal customers.

### **Regulation and conditions for preparing the annual accounts and directors' report in English language**

According to the Norwegian Accounting Act § 3-4, third paragraph shall *"the directors' report and annual accounts ... be in Norwegian. The Ministry can in an individual decision decide that the directors' report and/or annual accounts may be in another language"*.

Ot. prp. nr. 42 (1997-1998) About Act about annual accounts etc., says the following about the purpose of the Accounting Act, refer section 1.1:

*"The aim of the Government with respect to the Accounting Act is that it shall contribute towards providing informative accounts for different users of accounts. The users of accounts include investors and creditors which provide capital for the companies. Other groups include those who have an interest in knowing how the companies are operated, for example employees and the local community. The information to the capital market is an important basis for the correct pricing of financial instruments. The correct pricing of stocks is an important factor in securing the best possible allocation of resources in the economy. High quality accounts will also make it more difficult for market participants to obtain speculative gains as a result of non-publicly available information."*

Hence, one of the main aims of the Accounting Act is to contribute to *"informative accounts for different users of accounts"*. The users of the accounts will include investors, creditors, employees and the local community.

Hence, it is the view of the Ministry that it is crucial that the question of dispensation from the general rule that the annual accounts and/or directors' report should be prepared in Norwegian, not in any significant way deviate from the consideration of users of the accounts.

As mentioned above it is particularly the consideration of the users of the account information, which has to be taken into consideration when considering the application for permission. In this assessment, the Directorate of Taxes has emphasized that the companies are part of an international Group company, and that the board members do not understand Norwegian language.



## Permission to store electronic accounting material in The Netherlands

### Background

From the application:

*All companies are directly or indirectly wholly owned subsidiaries of Hilverda De Boer B.V. Hilverda De Boer B.V. has their main office in the Netherlands where they provide several services to all subsidiaries, including accounting in order to save costs. This allows the company to start business in countries while reducing the initial losses. Also, the office ensures consistency around all the companies and enforce controls. The accounting material is prepared in English, and all material is available electronically. All material is stored at the following location in the Netherlands:*

*Hilverda De Boer B.V.  
Cotoneaster 12  
1424 LB De Kwakel  
The Netherlands*

*On behalf of the entity, I hereby confirm that the accounting material will be available for printing, in Norway, should the authorities need access to the servers.*

By e-mail dated 22 June 2018 it is confirmed that the address in Norway where the authorities may access the electronic accounting material is Lahaugmoveien 54, 2013 Skjetten.

### Regulation

According to Act no. 73 of 19 November 2004 Act relating to Bookkeeping section 13 second paragraph accounting material shall be stored in Norway. After the last paragraph the Directorate of Taxes may in individual decision grant exemptions from the provision concerning storage location for individual companies.

According to preparatory works and best practice the Directorate of Taxes has only granted exemptions if the material is stored electronically, and the storage takes place under the auspices of a company in the same group abroad.

### Condition for the permission to store electronic accounting material in The Netherlands

The permission is given on the condition that the accounting material will be available in readable form and capable of being printed on paper during the entire storage period on a terminal in Norway.

The permission is given under the presumption that there exists at shared company system and there is an agreement concerning storage at the places mention above. If the companies' group affiliation is brought to an end, this permission will cease, and the accounting material must be transferred to Norway.



If the accounting material is no longer available with a connected terminal in Norway, either the accounting material must be transferred to another medium for storage in Norway for example paper, or a corresponding IT environment must be established in Norway.

We would further like to bring your attention to the requirement that entries that were initially electronically available shall remain electronically available for three years and six months after the end of the financial year.

According to Regulation no. 1558 of 1 Dec 2004: Regulation relating to bookkeeping it shall be possible without undue delay to present the accounting material to public control authorities in Norway throughout the storage period. The data of the Norwegian company must not be stored in such a way that Norwegian authorities will be denied access to the data material due to inseparability from other companies' data.

Please state "our reference" (see above) in all written communication with The Norwegian Tax Authorities.

Best regards

Torstein Kinden Helleland  
senior adviser  
Legal department, corporate tax  
Norwegian Directorate of Taxes

Jeanette Munkvold Skovholt

*This document has been approved electronically and contains therefore no handwritten signatures.*



RSM Norge AS

To the General Meeting of Hilverda De Boer Ålesund AS

Ruseløkkveien 30, 0251 Oslo  
Pb 1312 Vika, 0112 Oslo  
Org.nr: 982 316 588 MVA

T +47 23 11 42 00  
F +47 23 11 42 01

## Independent Auditor's Report

www.rsmnorge.no

### Opinion

We have audited the financial statements of Hilverda De Boer Ålesund (the Company) showing a profit of NOK 786 433. The financial statements comprise the balance sheet as at 31 August 2022, the income statement for the year then ended, and notes to the financial statements, including a summary of significant accounting policies.

In our opinion

- the financial statements comply with applicable statutory requirements, and
- the financial statements give a true and fair view of the financial position of the Company as at 31 August 2022, and its financial performance for the year then ended in accordance with the Norwegian Accounting Act and accounting standards and practices generally accepted in Norway.

### Basis for Opinion

We conducted our audit in accordance with International Standards on Auditing (ISAs). Our responsibilities under those standards are further described in the *Auditor's Responsibilities for the Audit of the Financial Statements* section of our report. We are independent of the Company as required by laws and regulations and the International Ethics Standards Board for Accountants' International Code of Ethics for Professional Accountants (including International Independence Standards) (IESBA Code), and we have fulfilled our ethical responsibilities in accordance with these requirements. We believe that the audit evidence we have obtained is sufficient and appropriate to provide a basis for our opinion.

### Responsibilities of the Board of Directors and the Managing Director for the Financial Statements

The Board of Directors and the Managing Director (management) are responsible for the preparation of financial statements that give a true and fair view in accordance with the Norwegian Accounting Act and accounting standards and practices generally accepted in Norway, and for such internal control as management determines is necessary to enable the preparation of financial statements that are free from material misstatement, whether due to fraud or error.

In preparing the financial statements, management is responsible for assessing the Company's ability to continue as a going concern, disclosing, as applicable, matters related to going concern. The financial statements use the going concern basis of accounting insofar as it is not likely that the enterprise will cease operations.

### Auditor's Responsibilities for the Audit of the Financial Statements

Our objectives are to obtain reasonable assurance about whether the financial statements as a whole are free from material misstatement, whether due to fraud or error, and to issue an auditor's report that includes our opinion. Reasonable assurance is a high level of assurance, but is not a guarantee that an audit conducted in accordance with ISAs will always detect a material misstatement when it exists. Misstatements can arise from fraud or error and are considered material if, individually or in aggregate, they could reasonably be expected to influence the economic decisions of users taken on the basis of these financial statements.

For further description of Auditor's Responsibilities for the Audit of the Financial Statements reference is made to <https://revisorforeningen.no/revisjonsberetninger>

THE POWER OF BEING UNDERSTOOD  
AUDIT | TAX | CONSULTING

RSM Norge AS is a member of the RSM network and trades as RSM. RSM is the trading name used by the members of the RSM network. Each member of the RSM network is an independent accounting and consulting firm which practices in its own right. The RSM network is not itself a separate legal entity in any jurisdiction.

RSM Norge AS er medlem av/is a member of Den norske Revisorforening.

Penneo Dokumentnøkkel: WEDHZ-2X54T-ZJZ3P-TEF6L-OUW4Y-UJBOG



Independent Auditor's Report 2022 for Hilverda De Boer Ålesund



Oslo, 1 December 2022  
RSM Norge AS

Eystein Olav Hjelme  
*State Authorised Public Accountant*  
(This document is signed electronically)

Penneo Dokumentnøkkel: WEDHZ-2X54T-ZJZ3P-TEF6L-OUW4Y-UJLBOG



# PENNEO

Signaturene i dette dokumentet er juridisk bindende. Dokument signert med "Penneo™ - sikker digital signatur".  
De signerende parter sin identitet er registrert, og er listet nedenfor.

"Med min signatur bekrefter jeg alle datoer og innholdet i dette dokument."

## Eystein Olav Hjelme

Partner

Serienummer: 9578-5993-4-2471648

IP: 188.95.xxx.xxx

2022-12-09 09:55:31 UTC



Penneo Dokumentnøkkel: WEDHZ-2X54T-ZJZ3P-TEF6L-OUW4Y-UJBOG

Dokumentet er signert digitalt, med **Penneo.com**. Alle digitale signatur-data i dokumentet er sikret og validert av den datamaskin-utregnede hash-verdien av det opprinnelige dokument. Dokumentet er låst og tids-stemplet med et sertifikat fra en betrodd tredjepart. All kryptografisk bevis er integrert i denne PDF, for fremtidig validering (hvis nødvendig).

### Hvordan bekrefter at dette dokumentet er originalen?

Dokumentet er beskyttet av ett Adobe CDS sertifikat. Når du åpner dokumentet i

Adobe Reader, skal du kunne se at dokumentet er sertifisert av **Penneo e-signature service <penneo@penneo.com>**. Dette garanterer at innholdet i dokumentet ikke har blitt endret.

Det er lett å kontrollere de kryptografiske beviser som er lokalisert inne i dokumentet, med Penneo validator - <https://penneo.com/validate>



## Revenue statement

### Hilverda De Boer Ålesund AS

Operating income and operating expenses	Note	01.09.21-31.08.22	01.09.20-31.08.21
Revenue		14 765 839	14 958 755
Other income		0	20 688
<b>Total income</b>		<b>14 765 839</b>	<b>14 979 443</b>
Raw materials and consumables used		11 247 026	11 206 779
Employee benefits expense	2	1 177 489	1 427 065
Depreciation and amortisation expenses	3	23 299	25 961
Other expenses		1 318 638	1 503 838
<b>Total expenses</b>		<b>13 766 453</b>	<b>14 163 642</b>
<b>Operating profit</b>		<b>999 387</b>	<b>815 801</b>
<b>Financial income and expenses</b>			
Other financial income		0	2 488
Interest expense to associated companies		0	2 109
<b>Net financial items</b>		<b>0</b>	<b>378</b>
Net profit before tax		999 387	816 179
Income tax expense	4	212 954	163 284
<b>Net profit after tax</b>		<b>786 433</b>	<b>652 895</b>
<b>Attributable to</b>			
Loss brought forward		0	154 315
Additional dividend		450 000	0
Other equity		336 433	498 580
<b>Total</b>		<b>786 433</b>	<b>652 895</b>



## Balance sheet

### Hilverda De Boer Ålesund AS


Assets	Note	31.08.2022	31.08.2021
<b>Non-current assets</b>			
<b>Property, plant and equipment</b>			
Machinery and equipment	3	71 381	39 200
<b>Total property, plant and equipment</b>		<b>71 381</b>	<b>39 200</b>
<b>Total non-current assets</b>		<b>71 381</b>	<b>39 200</b>
<b>Current assets</b>			
Inventories		251 130	102 222
<b>Debtors</b>			
Accounts receivables		1 222 594	989 773
<b>Total receivables</b>		<b>1 222 594</b>	<b>989 773</b>
Cash and cash equivalents		1 813 132	1 653 528
<b>Total current assets</b>		<b>3 286 856</b>	<b>2 745 522</b>
<b>Total assets</b>		<b>3 358 237</b>	<b>2 784 722</b>

## Balance sheet


### Hilverda De Boer Ålesund AS

Equity and liabilities	Note	31.08.2022	31.08.2021
<b>Equity</b>			
<b>Paid-in capital</b>			
Share capital		30 000	30 000
<b>Total paid-up equity</b>		<b>30 000</b>	<b>30 000</b>
<b>Retained earnings</b>			
Other equity		835 013	498 580
<b>Total retained earnings</b>		<b>835 013</b>	<b>498 580</b>
<b>Total equity</b>		<b>865 013</b>	<b>528 580</b>
<b>Liabilities</b>			
<b>Current liabilities</b>			
Trade payables		1 143 228	961 344
Tax payable	4	376 238	163 284
Public duties payable		312 554	375 182
Other current liabilities		661 204	756 332
<b>Total current liabilities</b>		<b>2 493 224</b>	<b>2 256 142</b>
<b>Total liabilities</b>		<b>2 493 224</b>	<b>2 256 142</b>
<b>Total equity and liabilities</b>		<b>3 358 237</b>	<b>2 784 722</b>


Ålesund 30/8 - 2022  
Hilverda De Boer Ålesund AS



Gijsbertus Janne Schoneveld  
chairman of the board



Erik Frederik Pieter Pesch  
member of the board



Cornelis Petrus Hermanus Bakker  
general Manager



## Hilverda De Boer Ålesund AS

### Notes 2022

#### Note 1 Accounting principles

The financial statements have been prepared in accordance with the Norwegian Accounting Act and Generally Accepted Accounting Principles (GAAP) for small entities in Norway.

#### Revenue recognition

##### Sale of goods:

Revenues from sale of goods are recognised once delivery has taken place and most of the risk and return has been transferred. Sales are taken to income when the company has delivered its products to the customer and there are no unsatisfied commitments which may influence the customer's acceptance of the product. Delivery is not completed until the products have been sent to the agreed place, and risks relating to loss and obsolescence have been transferred to the customer.

##### Financial income:

Interest income is recognised as it accrues.

##### Taxes:

The income tax expense is comprised of both tax payable for the period, and changes in deferred tax. Deferred tax is determined on the basis of existing temporary differences between accounting net income and tax net income, including year-end loss carry-forwards, calculated at 22%. Temporary differences, both positive and negative, which will or are likely to reverse in the same period, are recorded as a net amount.

A deferred tax asset are recognised for the carryforward of unused tax losses and unused tax credits to the extent that it is more likely than not that the tax asset can be utilised.

Taxes payable and deferred tax are recognised directly in equity to the extent that they relate to equity transactions.

#### Classification and valuation of balance sheet items

Non-current assets are assets intended for long-term ownership or use. All other assets are current assets. Receivables that fall due for payment within one year shall not be classified as non-current assets. Similar criteria applies to liabilities. Current assets are valued at the lower of acquisition cost and fair value.

Non-current assets are written down to fair value upon any impairment that is expected not to be temporary. Long-term debt are recognised at nominal value at transaction date.

#### Receivables:

Accounts receivables and other current receivables are recorded in the balance sheet at nominal value less provisions for expected losses. Provisions for expected losses are calculated on the basis of an individual assessment.

#### Inventories:

Inventories are carried in the financial statement at the lower of cost and net realisable value. The net realisable value is the estimated selling price in the ordinary course of business less the estimated costs of completion and the estimated costs necessary to make the sale. The cost of inventories is determined by using the FIFO method, and includes all cost of purchase, costs of conversion and other costs incurred in bringing the inventories to their present location and condition. For manufactured goods a proportionate share of the direct and indirect variable and fixed production costs is included in cost.



## Hilverda De Boer Ålesund AS

### Notes 2022

#### Fixed assets:

Tangible fixed assets are recognised in the balance sheet at cost and are depreciated over the asset's expected useful life on a straight-line basis. Assets that consists of significant parts with different useful lives are depreciated separately. Repair and maintenance are expensed as incurred. If the recoverable amount of an asset is less than its carrying amount, the carrying amount of the asset are reduced to its recoverable amount. The reduction is recognised as an impairment loss.

#### Leased assets:

Assets leased under terms that substantially transfer all the rights and obligations to the company (financial leases) are recognised as property, plant and equipment, and included as a liability under long-term liabilities at the present value of minimum lease payments. The asset is depreciated over its expected useful life, and the obligation reduced by lease payments less the effective interest expense. Operating leases are expensed as incurred.

#### Note 2 Wages

Specification of employee benefits	2022	2021
Wages	905 500	1 161 287
Payroll taxes	138 897	166 681
Pension cost	119 143	85 292
Other benefits	13 950	13 805
<b>Sum</b>	<b>1 177 489</b>	<b>1 427 065</b>

The number of full time equivalents in the accounting year has been 2.

#### Note 3 Fixed Assets

Fixed Assets	Inventory	Machines and moveables	Total fixed assets
Acquisition cost at 01.09	138 153	88 630	226 783
Additions	55 480	0	55 480
Disposals	0	0	0
Acquisition cost at 31.08.	193 633	88 630	282 263
Accumulated depreciations at 31.08	-122 252	-88 630	-210 882
<b>Net carrying value 31.08</b>	<b>71 381</b>	<b>0</b>	<b>71 381</b>
Depreciation for the year	23 299	0	23 299
Expected economic life	5 years	3 years	
Depreciation plan	Linear	Linear	

Side 5



Hilverda De Boer Ålesund AS

Notes 2022

Note 4 Tax

Components of the income tax expense	2022	2021
Payable tax on this year's result	212 954	163 284
Changes in deferred tax	0	0
<b>Total income tax expense</b>	<b>212 954</b>	<b>163 284</b>

Basis for income tax expense	2022	2021
Result before taxes	999 387	816 179
Permanent differences	0	0
Changes in temporary differences	-31 412	41 818
Applied loss carried forward	0	-115 799
<b>Taxable income</b>	<b>967 974</b>	<b>742 198</b>

Tax payable on this year's result	212 954	163 284
Tax payable from prior years	163 284	0
<b>Tax payable</b>	<b>376 238</b>	<b>163 284</b>

Temporary differences	2022	2021	Change
Fixed assets	-39 864	-45 797	-5 933
Receivables	-9 056	-34 535	-25 479
<b>Sum</b>	<b>-48 920</b>	<b>-80 332</b>	<b>-31 412</b>

Tax reducing differences not recognized 48 920 80 332 31 412

**Deferred tax 22 %** 0 0 0

In accordance with general principles for small entities, losses carried forward are not recognized.

Note 5 Number of shares and shareholder information

Share capital	Number of shares	Face value	Share capital
Ordinary shares	300	100	30 000

All shares have equal rights.

List of shareholders	Shares	Ownership
Hilverda De Boer Norge AS	240	80 %
Magne Roar Strand	60	20 %
<b>Total</b>	<b>300</b>	<b>100 %</b>



**Hilverda De Boer Ålesund AS**

**Notes 2022**

**Note 6 Inter company transactions**

	<b>Sales</b>	<b>Purchases</b>	<b>Accounts payables</b>	<b>Accounts receivables</b>
Hilverda De Boer BV		6 277 742		
Hilverda De Boer Norge AS		1 817 728	302 350	