



ÅRSREGNSKAPET FOR REGNSKAPSÅRET 2024 - GENERELL INFORMASJON

Enheten

Organisasjonsnummer:	980 585 522
Organisasjonsform:	Aksjeselskap
Foretaksnavn:	SINOCEANIC SHIPPING AS
Forretningsadresse:	Haakon VIIIs gate 1 0161 OSLO

Regnskapsår

Årsregnskapets periode:	01.01.2024 - 31.12.2024
-------------------------	-------------------------

Konsern

Mørselskap i konsern:	Ja
Konsernregnskap lagt ved:	Ja

Regnskapsregler

Regler for små foretak benyttet:	Nei
Benyttet ved utarbeidelsen av årsregnskapet til selskapet:	Regnskapslovens alminnelige regler
Benyttet ved utarbeidelsen av årsregnskapet til konsernet:	IFRS

Årsregnskapet fastsatt av kompetent organ

Bekreftet av representant for selskapet:	Katrine Aas
Dato for fastsettelse av årsregnskapet:	27.05.2025

Grunnlag for avgivelse

År 2024: Årsregnskapet er elektronisk innlevert
År 2023: Tall er hentet fra elektronisk innlevert årsregnskap fra 2024

Det er ikke krav til at årsregnskapet m.v. som sendes til Regnskapsregisteret er undertegnet. Kontrollen på at dette er utført ligger hos revisor/enhetens øverste organ. Sikkerheten ivaretas ved at innsender har rolle/rettighet for innsending av årsregnskapet via Altinn, og ved at det bekreftes at årsregnskapet er fastsatt av kompetent organ.

Brønnøysundregistrene, 05.06.2025



Resultatregnskap

Beløp i: USD	Note	2024	2023
RESULTATREGNSKAP			
Inntekter			
Intercompany revenue	2, 13		
Operating income	2, 13	3 034 000	2 925 000
Sum inntekter		3 034 000	2 925 000
Kostnader			
Personell expenses	4	2 446 000	2 350 000
Depreciation and amortisation	7	3 000	3 000
Other expenses	5	745 000	757 000
Sum kostnader		3 194 000	3 110 000
Driftsresultat		-160 000	-185 000
Finansinntekter og finanskostnader			
Annen renteinntekt		1 110 000	819 000
Financial income	8	2 527 000	4 636 000
Net foreign exchange gain (loss)	3	-285 000	-309 000
Sum finansinntekter		3 351 000	5 146 000
Annen rentekostnad	3		
Financial expenses	8	30 000	50 000
Sum finanskostnader		30 000	50 000
Netto finans		3 321 000	5 096 000
Resultat før skattekostnad		3 161 000	4 911 000
Income tax expense	6		
Årsresultat		3 161 000	4 911 000
Årsresultat etter minoritetsinteresser		3 161 000	4 911 000
Totalresultat		3 161 000	4 911 000
Overføringer og disponeringer			



Resultatregnskap

Beløp i: USD	Note	2024	2023
Equity holders of the parent		3 161 000	4 911 000
Sum overføringer og disponeringer		3 161 000	4 911 000



Balanse

Beløp i: USD	Note	2024	2023
BALANSE - EIENDELER			
Anleggsmidler			
Immaterielle eiendeler			
Varige driftsmidler			
Furnitures and fixtures	7	24 000	19 000
Sum varige driftsmidler		24 000	19 000
Finansielle anleggsmidler			
Investering i datterselskap	8	9 730 000	9 730 000
Long term receivables	13	1 061 000	1 061 000
Non-current restricted cash	10		
Sum finansielle anleggsmidler		10 791 000	10 791 000
Sum anleggsmidler		10 815 000	10 810 000
Omløpsmidler			
Varer			
Fordringer			
Trade receivables and other receivables	9, 13	2 897 000	4 939 000
Sum fordringer		2 897 000	4 939 000
Bankinnskudd, kontanter og lignende			
Current restricted cash	10	225 000	239 000
Cash and cash equivalents	10, 13	33 913 000	28 676 000
Sum bankinnskudd, kontanter og lignende		34 139 000	28 915 000
Sum omløpsmidler		37 035 000	33 854 000
SUM EIENDELER		47 850 000	44 664 000

BALANSE - EGENKAPITAL OG GJELD

Egenkapital



Balanse

Beløp i: USD	Note	2024	2023
Innskutt egenkapital			
Share capital	11, 12	172 000	172 000
Overkurs	12	225 000	225 000
Sum innskutt egenkapital		397 000	397 000
Opptjent egenkapital			
Other equity	12	41 462 000	38 301 000
Sum opptjent egenkapital		41 462 000	38 301 000
Sum egenkapital		41 859 000	38 698 000
Sum langsiktig gjeld		0	0
Kortsiktig gjeld			
Leverandørgjeld	10, 13	5 571 000	5 519 000
Provision for tax liability	6		
Provisions for other liabilities and charges	15	419 000	447 000
Sum kortsiktig gjeld		5 990 000	5 966 000
Sum gjeld		5 990 000	5 966 000
SUM EGENKAPITAL OG GJELD		47 850 000	44 664 000



Konsernets resultatregnskap

Beløp i: USD	Note	2024	2023
RESULTATREGNSKAP			
Inntekter			
Charter hire revenue	3, 4	7 202 000	9 977 000
Other revenue	4, 16	2 530 000	2 441 000
Sum inntekter		9 732 000	12 418 000
Kostnader			
Vessel operating expenses	5	2 851 000	3 200 000
Depreciation and amortisation	8	682 000	314 000
Nedskrivning av varige driftsmidler og immaterielle eiendeler	8		
Administrative expenses	5, 6	2 971 000	2 866 000
Sum kostnader		6 505 000	6 380 000
Driftsresultat		3 227 000	6 038 000
Finansinntekter og finanskostnader			
Annen renteinntekt	16	1 353 000	1 164 000
Net foreign exchange gain (loss)	3	-16 000	-45 000
Sum finansinntekter		1 337 000	1 119 000
Annen rentekostnad	3, 12	18 000	20 000
Financial expenses	16	30 000	40 000
Sum finanskostnader		48 000	60 000
Netto finans		1 289 000	1 059 000
Resultat før skattekostnad		4 515 000	7 097 000
Income tax expense	7		
Årsresultat		4 515 000	7 097 000
Årsresultat etter minoritetsinteresser		4 515 000	7 097 000
Totalresultat		4 515 000	7 097 000



Konsernets balanse

Beløp i: USD	Note	2024	2023
BALANSE - EIENDELER			
Anleggsmidler			
Immaterielle eiendeler			
Varige driftsmidler			
Vessel	8	10 792 000	11 183 000
Furniture and fixtures	8	353 000	431 000
Sum varige driftsmidler		11 144 000	11 614 000
Finansielle anleggsmidler			
Available-for-sale financial assets	14		
Long term receivables	16	1 061 000	1 061 000
Non-current restricted cash	10		
Sum finansielle anleggsmidler		1 061 000	1 061 000
Sum anleggsmidler		12 205 000	12 674 000
Omløpsmidler			
Varer			
Sum varer		176 000	200 000
Fordringer			
Trade receivables and other receivables	9, 16	544 000	1 079 000
Sum fordringer		544 000	1 079 000
Bankinnskudd, kontanter og lignende			
Current restricted cash	10	225 000	239 000
Cash and cash equivalents	10	33 913 000	28 676 000
Sum bankinnskudd, kontanter og lignende		34 139 000	28 915 000
Sum omløpsmidler		34 858 000	30 194 000
SUM EIENDELER		47 064 000	42 869 000

BALANSE - EGENKAPITAL OG GJELD



Konsernets balanse

Beløp i: USD	Note	2024	2023
Egenkapital			
Innskutt egenkapital			
Issued capital	11	172 000	172 000
Sum innskutt egenkapital		172 000	172 000
Opptjent egenkapital			
Other equity		45 684 000	41 190 000
Sum opptjent egenkapital		45 684 000	41 190 000
Sum egenkapital		45 856 000	41 362 000
Gjeld			
Langsiktig gjeld			
Annen langsiktig gjeld			
Gjeld til kredittinstitusjoner	12, 14	102 000	110 000
Sum annen langsiktig gjeld		102 000	110 000
Sum langsiktig gjeld		102 000	110 000
Kortsiktig gjeld			
Current lease liabilities	12, 14	232 000	259 000
Provision for tax liability	7		
Leverandørgjeld	16	373 000	481 000
Provisions for other liabilities and charges	13, 16	501 000	656 000
Sum kortsiktig gjeld		1 106 000	1 396 000
Sum gjeld		1 208 000	1 506 000
SUM EGENKAPITAL OG GJELD		47 064 000	42 869 000



Skattedirektoratet

Saksbehandler	Deres dato	Vår dato
Torstein Kinden Helleland	14.11.2011	22.11.2011
Telefon	Deres referanse	Vår referanse
22078139	Kristin Hagland	2010/974473

ERNST & YOUNG AS
Postboks 20 Oslo Atrium
0051 OSLO

Dispensasjon fra kravet om utarbeidelse av årsregnskap og årsberetning på norsk språk

Det vises til deres brev av 22. november 2011 der det søkes om dispensasjon fra kravet om å utarbeide årsregnskap og årsberetning på norsk språk på vegne av;

SinOceanic I AS, org. nr. 996 345 157
SinOceanic II AS, org. nr. 996 345 181
SinOceanic III AS, org. nr. 991 686 169
Oceanus Shipping AS, org. nr. 995 682 362

Skattedirektoratet gir på bakgrunn av en konkret helhetsvurdering de overnevnte selskaper dispensasjon fra kravet til å utarbeide årsregnskap og årsberetning på norsk språk, jf. regnskapsloven § 3-4 tredje ledd.

Dispensasjonen forutsetter at engelsk språk benyttes i stedet ved utarbeidelsen, og at øvrige opplysninger som vedtaket baserer seg på, heller ikke endres vesentlig.

Bakgrunn

GTB Invest ASA, nå SinOceanic Shipping ASA, fikk i vedtak (2010/974473) av 5. oktober 2010 dispensasjon fra kravet om utarbeidelse av årsregnskap og årsberetning på norsk språk. Selskapene det søkes dispensasjon for er heleide datterselskaper. Selskapene er shippingsselskaper med hovedkontor i Oslo. Selskapene eier containerskip med fraktvirksomhet internasjonalt. Shippingbransjen er en global bransje hvor engelsk primært benyttes ved kommunikasjon med omverden. Selskapene benytter også engelsk som arbeidsspråk internt. SinOceanic Shipping ASA er notert på Oslo Børs, men er innvilget dispensasjon etter vphl § 5-13 til å benytte engelsk språk for børsrapportering og -informasjon. Selskapets aksjonærer tilbys alt i dag kun informasjon på engelsk, og en betydelig andel av aksjene kontrolleres av utenlandske interessenter. De norske versjonene av årsregnskapet utarbeides kun for å tilfredsstille regnskapsloven.

Skattedirektoratets vurdering

Etter regnskapsloven § 3-4 tredje ledd skal *”årsregnskapet og årsberetningen ... være på norsk. Departementet kan ved ... enkeltvedtak bestemme at årsregnskapet og/eller årsberetningen kan være på et annet språk.”*

Postadresse	Besøksadresse	Sentralbord
Postboks 9200 Grønland 0134 Oslo	Se www.skatteetaten.no Org. nr: 996250318	800 80 000 Telefaks
For elektronisk henvendelse se www.skatteetaten.no		22 17 08 60



I Ot. prp. nr. 42 (1997-1998) Om lov om årsregnskap m.v., er det uttalt følgende om regnskapslovens formål, jf. pkt. 1.1:

”Regjeringen har som siktemål at regnskapsloven skal bidra til informative regnskaper for ulike grupper av regnskapsbrukere. Regnskapsbrukerne er dels investorer og kreditorer som tilfører kapital til foretakene, og dels andre grupper som har interesse av å vite hvordan foretaket drives, f.eks. de ansatte og lokalsamfunnet. Informasjonen til kapitalmarkedet skal gi grunnlag for riktig prising av finansielle objekter. Riktig prisdannelse på aksjer er en forutsetning for at ressursbruken i samfunnsøkonomien skal bli best mulig. Gode regnskaper vil også gjøre det vanskeligere for markedsdeltakere å ta ut spekulasjonsgevinster med basis i skjevt fordelt informasjon.”

Det fremgår således at et av hovedformålene med regnskapsloven er å bidra til *”informative regnskaper for ulike grupper av regnskapsbrukere”*. Regnskapsbrukere vil omfatte, jf. uttalelsen i proposisjonen, blant andre investorer, kreditorer, ansatte og lokalsamfunnet.

Det er etter Skattedirektoratets vurdering derfor avgjørende ved vurdering av om dispensasjon fra kravet til å utarbeide årsregnskap og/eller årsberetning på norsk, at det ikke foreligger mulige brukere av regnskapsinformasjon som blir vesentlig berørt negativt ved en eventuell dispensasjon.

Som nevnt ovenfor er det særlig hensynet til brukerne av regnskapsinformasjon som skal vurderes ved en dispensasjonssøknad. I denne vurderingen har Skattedirektoratet lagt vekt på at selskapene er heleide datterselskap til et morselskap som er innvilget dispensasjon. Selskapene opererer i en global bransje hvor engelsk primært benyttes. Arbeidsspråk er også engelsk. Videre er det vektlagt at en betydelig andel av aksjene i morselskapet kontrolleres av utenlandske interesser.

Vennligst oppgi vår referanse ved henvendelser i anledning saken.

Med hilsen

Rune Tystad
seniorrådgiver
Rettsavdelingen, foretaksskatt
Skattedirektoratet

Torstein Kinden Helleland



SinOceanic Shipping AS
Consolidated Financial Statements 2024



Directors Report 2024

Our business

SinOceanic Shipping AS ("SinOceanic" or the "Company") is a private limited liability company domiciled in Norway within the business of international shipping. The Company has an organization with extensive shipping and commercial experience. The consolidated financial statements of the Company as at the year ended 31 December 2024 comprise the Company and its subsidiaries.

SinOceanic is a management service provider and owns a vessel through a wholly owned subsidiary. The vessel is chartered out on a short term charter party.

Financing activities

SinOceanic and its subsidiaries (the "Group") are funded through customary sources of financing, equity and operating cash flow.

Financial Review

Profit and loss

The operating revenues of the Group amounted to USD 9.7 million in 2024 compared to USD 12.4 million in 2023. Net profit after tax amounted to USD 4.5 million in 2024, compared to a net profit of USD 7.1 million last year.

Cash flow

Cash flow from operating activities amounted to USD 5.5 million in 2024, compared to USD 6.1 million in 2023. The variance between EBITDA in the income statement and cash flow from operations is explained by movements in the working capital.

Cash flow from investing activities amounted to USD -0.1 million in 2024 compared to USD -2.3 million in 2023.

Cash flow from financing activities amounted to USD -0.3 million in 2024 compared to USD -0.3 million in 2023.

Cash and cash equivalents increased from USD 28.7 million as per 31 December 2023 to USD 33.9 million as per 31 December 2024.

Balance Sheet

As of 31 December 2024, total assets amounted to USD 47.1 million, compared to USD 43.0 million at year end 2023.

Shareholders equity amounted to USD 45.9 million as of 31 December 2024, compared to USD 41.3 million last year. The equity ratio increased to 97% at year-end 2024 compared to 96 % at year-end 2023.

Risks

General

SinOceanic's activities expose the Group to a variety of market, operational and financial risks which may have material adverse effect on the Group's business, financial condition, results of operation and liquidity. SinOceanic manages these risks by monitoring external risk factors itself, in consultation with external advisors and through internal reporting and control procedures.

Sinoceanic Shipping AS has a Director and Officers insurance covering the company and its subsidiaries.

The major risk factors are discussed below and in more detail in note 3 to the consolidated financial statements.

Capital resources and capitalisation

The Group has a solid balance sheet. The Group owns one vessel in addition to delivering management services to related parties.



Counterparty risk

The Group has a limited number of counterparties.

Liquidity and currency risk

The Group prepares cash flow forecasts and closely monitors the cash flows to ensure always having sufficient funds to cover its financial obligations.

The Group is exposed to currency risk for expenses incurred in other currencies than USD, which is the functional currency of the Group. The income and most of the vessel operating expenses are USD denominated. The management company is domiciled in Norway and has a large part of its operating expenses in NOK. The Group is continuously assessing need to limit the currency exposure.

Parent company accounts - Allocation of profit

The Company ended the financial year with a net profit after tax of USD 3.2 million in 2024 compared to a net profit after tax of USD 4.9 million in 2023. The board's proposal is that the net profit for the year is transferred to retained earnings, and that no dividend is to be paid for the financial year 2024.

Going concern assumption

The financial statements for 2024 have been prepared on the basis of the going concern assumption and the Board hereby confirms that this assumption is valid and is of the opinion that these financial statements represent a true and fair view of the Group's position as per 31 December 2024.

Safety, Quality and Environment

SinOceanic aims to carry out safe and secure operations. During 2024, the technical management of "MV Marianetta" has been outsourced to Peter Döhle Schifffahrts-KG (Hamburg), a leading German shipping company. The operational performance of the vessel was good in 2024 without any environmental incidents or accidents.

Organization

SinOceanic employs nine employees. The working environment is considered to be good. Seven of the nine employees of the Company are male. Two of two board directors are male. The Management is focusing on preventing any form of discrimination due to gender or race in relation to matters such as pay, promotion and recruitment. The Company complies with legislation on equal employment. No serious injuries or accidents were reported in 2024.

The Norwegian Transparency Act

The reporting in accordance with the Norwegian Transparency Act will be available at latest on the 30 June 2025 on LinkedIn.

Subsequent events

There have been no subsequent events which are considered to be material for the 2024 financial statements.

Outlook

The charter hire revenues in 2025 is expected to be at the same level as in 2024. The vessel's charter contract expires in Q4 2025.


Oslo, 23 April 2025

The board of Sinoceanic Shipping AS



Jan Håkon Pettersen

Chairman of the Board and CEO



Liu Liang

Board member



Consolidated Income Statement


(amounts in USD 000)	Note	2024	2023
Operating income and operating expenses			
Charter hire revenue	3, 4	7 202	9 977
Other revenue	4, 16	2 530	2 441
Total income		9 732	12 418
Vessel operating expenses	5	(2 851)	(3 200)
Administrative expenses	5, 6	(2 971)	(2 866)
Total operating expenses		(5 823)	(6 065)
EBITDA		3 909	6 352
Depreciation and amortisation	8	(682)	(314)
Operating profit (EBIT)		3 227	6 038
Financial income and expenses			
Interest income	16	1 353	1 164
Net foreign exchange gain (loss)	3	(16)	(45)
Interest expenses	3, 12	(18)	(20)
Financial expenses	16	(30)	(40)
Net financial items		1 289	1 059
Income tax expense	7	0	0
Net profit for the year		4 515	7 097
Total Comprehensive Income		4 515	7 097
Attributable to:			
Equity holders of the parent		4 515	7 097




Consolidated Statement of Financial Position

As at 31 December

(amounts in USD 000)	Note	2024	2023
Assets			
Non-current assets			
Vessel	8	10 792	11 183
Furniture and fixtures	8	353	431
Long term receivables	16	1 061	1 061
Total non-current assets		12 205	12 674
Current assets			
Inventories		176	200
Trade receivables and other receivables	9, 16	544	1 079
Current restricted cash	10	225	239
Cash and cash equivalents	10	33 913	28 676
Total current assets		34 858	30 194
Total assets		47 064	42 869
Equity and liabilities			
Equity			
Issued capital	11	172	172
Other equity		45 684	41 190
Total equity		45 856	41 362
Non-current liabilities			
Lease liabilities	12, 14	102	110
Total non-current liabilities		102	110
Current liabilities			
Trade and other payables	16	373	481
Current lease liabilities	12, 14	232	259
Provisions for other liabilities and charges	13, 16	501	656
Total current liabilities		1 106	1 396
Total liabilities		1 208	1 506
Total equity and liabilities		47 064	42 869


Jan Håkon Pettersen
Chairman of the Board and CEO

Oslo, 23 April 2025
The board of Sinoceanic Shipping AS


Liu Liang
Board member



Consolidated Statement of Changes in Equity

As at 31 December

2024

(USD 000)	Issued capital	Other paid in capital	Retained earnings	Currency differences	Total equity
Equity at 1 January 2024	172	74 365	(14 093)	(19 082)	41 362
Profit for the period	-	-	4 515	-	4 515
Other equity transactions	-	-	(21)	-	(21)
Equity at 31 December 2024	172	74 365	(9 599)	(19 082)	45 856

2023

(USD 000)	Issued capital	Other paid in capital	Retained earnings	Currency differences	Total equity
Equity at 1 January 2023	172	74 365	(21 203)	(19 082)	34 252
Profit for the period	-	-	7 097	-	7 097
Other equity transactions	-	-	13	-	13
Equity at 31 December 2023	172	74 365	(14 093)	(19 082)	41 362



Consolidated Statement of Cash Flows

(amounts in USD 000)	Note	2024	2023
Operating activities			
Profit / (loss) before tax		4 515	7 097
Taxes paid	7	-	-
Depreciation and amortisation	8	682	356
Finance income and expense	16	1 289	1 061
Working capital changes		(948)	(2 421)
Net cash flows from operating activities		5 538	6 093
Investing activities			
Investments vessel/drydocking	8	(54)	(2 326)
Furniture and equipment	8	(7)	(5)
Net cash flows from investing activities		(61)	(2 331)
Financing activities			
Repayment lease debt	12	(254)	(257)
Dividend paid	11	-	-
Net cash flows from financing activities		(254)	(257)
Net change in cash and cash equivalents		5 223	3 505
Restricted cash at January 1	10	239	294
Restricted cash at end period	10	225	239
Cash and cash equivalents at January 1	10	28 676	25 116
Cash and cash equivalents at end of period	10	33 913	28 676



Notes to the Consolidated Financial Statements

1. Corporate information

SinOceanic Shipping AS (here after the "Company" or "SinOceanic") is a private limited liability company incorporated and domiciled in Norway. The company's registered office is located at Haakon VII's gate 1, 0161 Oslo, Norway.

The consolidated financial statements for the year ended 31 December 2024 comprise the Company and its subsidiaries (together referred to as the "Group"). The consolidated financial statements were authorised for issue by the Board of Directors on 23 April 2025. Reference is made to note 8 accompanying the company accounts of SinOceanic for information about the subsidiaries. The subsidiaries have the same registered office as the Company. SinOceanic Shipping AS is 100% owned by SinOceanic Group Limited, incorporated in Cyprus.

2. Material accounting policies

Basis of preparation

The consolidated financial statements have been prepared in accordance with IFRS Accounting Standards and interpretations (IFRICs) as adopted by the EU, and the additional applicable disclosure requirements of the Norwegian accounting act per 31 December 2024.

The consolidated financial statements have been prepared on the historical cost basis, except for derivative financial instruments that have been measured at fair value.

The Group's functional currency is US Dollar (USD), and the consolidated financial statements are presented in USD. All financial information presented in USD has been rounded to the nearest thousand.

Basis of consolidation

The consolidated financial statements include Sinoceanic Shipping AS and its subsidiaries. The companies are all Norwegian registered companies and the financial statements of the subsidiaries are prepared for the same reporting period as the parent company.

Significant estimates

Estimation risks in determining the amounts to recognise or disclose are associated with sources of uncertainty. We have identified changing business environment, including changes driven by the environmental improving initiatives and transitional climate changes already present or expected in the near future as sources of estimation risks. This impact estimates such as remaining useful life for the vessel and whether the vessel is impaired due to shorter useful life, higher cost, regulatory constraints of operations or reduced residual value.

Impairment of the vessel also involve a significant degree of estimation uncertainty and complexity and may result in significant variation in amounts. Assumption of residual value is estimated based upon the current steel prices.

Foreign currency

The consolidated financial statements are presented in USD, which is also the functional currency of all entities in the Group.

Property, plant and equipment

Measurement

Property, plant and equipment are recognised at cost, less accumulated depreciation and accumulated impairment losses. The initial cost of an asset comprises its purchase price and any costs directly attributable to the acquisition.

Depreciation

Depreciation is calculated using a straight-line method to allocate the depreciable amounts of property, plant and equipment, after taking into account the residual values over their estimated useful lives. The residual values, estimated useful lives and depreciation method are reviewed, and adjusted as appropriate, on an annual basis. The effects of any revision in estimate are accounted for on a prospective basis.



Subsequent expenditures

Subsequent expenditure relating to property, plant and equipment is added to the carrying amount of the asset only when it is probable that future economic benefits associated with the item will flow to the Group and the cost of the item can be measured reliably. Capitalised dry-docking costs is depreciated over the period until the next expected scheduled dry-docking date.

Impairment

The vessel and other fixed assets are assessed for impairment indicators each reporting period. If impairment indicators are identified the recoverable amount is estimated, and if the carrying amount of an asset or cash generating unit (CGU) exceeds its recoverable amount an impairment loss is recognised. The vessel is assessed as a separate cash generating unit (CGU).

An impairment loss is reversed if there has been a change in the estimates used to determine the recoverable amount. An impairment loss is reversed only to the extent that the asset's carrying amount does not exceed the carrying amount that would have been determined, net of depreciation or amortisation, if no impairment loss had been recognised.

Inventories

The Group values its inventories, which comprise mainly of lube oils and stores on board the vessels, at the lower of cost and net realisable value. They are accounted for on a first-in/first-out basis.

Revenue

Revenue is recognised to the extent that it is probable that the economic benefits will flow to the Group and the revenue can be reliably measured, regardless of when the payment is received.

Revenue is measured at the fair value of the consideration received or receivable. Revenues earned by the Group are recognised on the following bases:

Rendering of services

Sales of services are recognised in the period in which the services are rendered by reference to completion of the specific transaction assessed on the basis of the actual service provided as a proportion of the total services to be provided.

Time charter hire revenue

Revenue from time charters represents charter hire earned under time charter agreement and is recorded over the term of the charter as service is provided.

Operating expenses

Operating expenses are recognised when incurred. Vessel operating expenses represent expenses incurred under time charter agreement and are recorded over the term of the charter as service is received.

Leases

The Group assesses at contract inception whether a contract is, or contains, a lease. That is, if the contract conveys the right to control the use of an identified asset for a period of time in exchange for consideration.

Group as a lessee

The Group applies a single recognition and measurement approach for all leases, except for short-term leases and leases of low-value assets. The Group recognises lease liabilities to make lease payments and right-of-use assets representing the right to use the underlying assets.

Group as a lessor

Leases in which the Group does not transfer substantially all the risks and rewards to ownership of an asset are classified as operating leases. Rental income arising is accounted for on a straight-line basis over the lease terms and is included in revenue in the statement of profit and loss due to its operating nature. Initial direct costs incurred in negotiating and arranging an operating lease are added to the carrying amount of the leased asset and recognised over the lease term on the same basis as rental income. Contingent rents are recognised as revenue in the period in which they are earned.

The charter party contract constitutes an operational lease. Lease payments received under operating leases (Group as lessor) are recognised in profit or loss on a straight-line basis over the term of the lease.

**Employee benefits**

SinOceanic has a defined contribution plan for the employees.

Provisions

A provision is recognised if, as a result of a past event, the Group has a present legal or constructive obligation that can be estimated reliably, and it is probable that an outflow of economic benefits will be required to settle the obligation.

Income tax

The company and its subsidiaries are subject to ordinary Norwegian taxation of 22%.

Cash Flow Statement

The cash flow statement is prepared using the indirect method.

New standards and interpretations

The new or amended standards and interpretations, that became effective in 2024, has been implemented without significantly affecting the financial statements of the Company.

The company intends to adopt new or amended standards when they become effective.

3. Financial risk management

General

The Group owns a container vessel and delivers management services. The Group is exposed to a variety of financial risks, including market risk, credit risk, currency risk, liquidity risk and others. The risks are described in more detail below.

Market risks

Over time, vessel values and hire rates may fluctuate substantially. Change in vessel values may result in an impairment of the book value of the Group's vessel or a loss upon a sale of the vessel. The vessel has been written down its residual value. Change in hire rates may heavily impact the profitability of the Group as the vessel is trading on short-term charters. There is also risk related to potential new regulations to reduce emissions and introduction of new technologies that can make the vessel less competitive in the market.

Credit risk

The credit risk is the risk that SinOceanic's customers or counterparties will cause SinOceanic financial loss by failing to honour their obligations. Reference is made to note 9 for more information on loss on receivables.

Liquidity risk

Liquidity risk is the risk that the Group may not be able to meet its liabilities as they fall due and as a result, cease trading. The capital structure of the Group is considered good and a strong balance sheet generally improves the access to credit.

Risk related to tax regulation

As of 31 December 2024, the Group had a combined tax loss carried forward of NOK 236.4 million which can be used to offset taxable income in future years. There is currently no time limitation on losses carried forward. Valuation of such loss carry forward is dependent on the tax regulation applicable to the Group in future periods and its ability to generate sufficient taxable income to utilize the loss carry forward.

Changes in taxation law or the interpretation of taxation law may impact the business, results of operations and financial condition of the Group.

Currency risk

The Group's business activities are mainly carried out in USD. The revenues are USD denominated. Vessel operating expenses are mainly in USD or EUR. As the Group is headquartered in Norway, most of the administrative expenses are NOK denominated. The Group is thus mainly exposed to the currency fluctuations between USD and EUR and USD and NOK. Fluctuations in USD/NOK exchange rate may materially adversely affect the Group's dividends which are payable in NOK. Similarly, the Group's tax payable will be calculated and paid in NOK.



With all other variables held constant, the Group's profit before tax is affected by an increase/decrease in USD / NOK as follows:

(USD 000)	Amount per	Change in	Effect on profit
	31.12.2024	USD / NOK	before tax
2024			
Foreign currency denominated cash and receivables	1 167	10 % (10%)	130 (106)
Foreign currency denominated liabilities	201	10 % (10%)	22 (18)
2023			
(USD 000)	Amount per	Change in	Effect on profit
	31.12.2023	USD / NOK	before tax
Foreign currency denominated cash and receivables	1 270	10 % (10%)	141 (115)
Foreign currency denominated liabilities	447	10 % (10%)	50 (41)

Capital Management

The primary objective of the Group's capital management is to maintain an optimal capital structure so as to maximise shareholder value.

(USD 000)	As per 31 December	
	2024	2023
Total equity	45 856	41 362
Total assets	47 064	42 869
Ratio	97 %	96 %

4. Operating revenue

(USD 000)	2024	2023
Charter hire and other vessel related revenues	7 202	9 977
Management services income	2 530	2 441
Total operating revenue	9 732	12 418

The Group's operating net lease revenue from the time charter contracts is shown in the table below:

(USD 000)	Less than 1 year	1-5 years	More than 5 years
	2025	2026-2029	2030 ->
2024			
MV Marianetta	5 917	-	-
Total net revenue	5 917	-	-
2023			
(USD 000) <th>Less than 1 year</th> <th>1-5 years</th> <th>More than 5 years</th>	Less than 1 year	1-5 years	More than 5 years
	2024	2025-2028	2029 ->
MV Marianetta	7 494	5 917	-
Total net revenue	7 494	5 917	-



5. Vessel and other operating expenses

The vessel's running costs, including crew expenses, were managed by the outsourcing partners of technical management Peter Döhle Schiffahrts-KG, located in Hamburg, Germany. The vessel's managers received an annual remuneration which is included in the vessel's running costs.

Vessel operating expenses

(USD 000)	2024	2023
Crew expenses	1 203	1 195
Technical operating expenses	889	1 204
Lub oil	275	271
Insurance	284	330
Ship management fee and expenses	200	200
Total	2 851	3 200

Administrative expenses

(USD 000)	2024	2023
Salaries and personell expenses	2 446	2 350
Remuneration to Board of Directors	18	19
External consultancy services	180	179
Office expenses	206	211
Travel expenses	120	109
Total	2 971	2 866

Remuneration to auditors

(USD 000)	2024	2023
Statutory audit	36	36
Total	36	36

6. Employee benefit expenses

(USD 000)	2024	2023
Salaries	1 896	1 819
Social security contribution	358	346
Pension costs	144	138
Other remuneration and benefits	48	46
Total	2 446	2 350
Average number of full time employees	8,5	8,5

Pensions

The company has a defined contribution plan.

Remuneration for the company's management

(USD 000)	2024	2023
Salaries and remuneration	1 079	1 052
Pension costs	62	59
Total	1 140	1 111

Key management includes CEO, CFO (deputy CEO), and technical director.



7. Income tax expense

The major component for income tax expense for the years ended 31 December are:

(USD 000)	2024	2023
Current income tax charge	-	-
Change in deferred tax	-	-
Income tax expense reported in the income statement	-	-

A reconciliation of current income tax charge for the years ended 31 December:

(USD 000)	2024	2023
Profit before tax	4 515	7 097
Permanent differences	4	4
Currency differences	6 873	2 340
Change in temporary differences	(2 243)	(2 712)
Change in taxable loss brought forward	(9 150)	(6 729)
Basis current income tax charge:	-	-
Current income tax charge:	-	-

Tax expenses are calculated as if all transactions were booked in NOK.

Tax payable in the balance sheet is as follows:

(USD 000)	2024	2023
Current income tax charge	-	-
Tax payable in the balance sheet	-	-

Deferred tax assets relate to the following:

(USD 000)	2024	2023
Temporary differences		
Fixed assets	(5 268)	(7 540)
Other temporary differences	(619)	(589)
Net temporary differences	(5 887)	(8 129)
Tax losses carried forward	(20 854)	(30 004)
Basis for deferred tax	(26 741)	(38 133)
22 % deferred tax (tax assets)	(5 883)	(8 389)
Deferred tax assets not recognised	5 883	8 389
Deferred tax (tax assets) in the balance sheet	-	-

Deferred tax assets are recognised only to the extent that the realisation of the related tax asset through future taxable profits is probable. There is no time limitation on tax losses carried forward.



8. Property, plant and equipment

2024

(USD 000)	Vessel	Docking	Total vessel	Other fixed assets		Right-of-use assets		Total assets
				assets	Artwork	assets	Total assets	
Acquisition cost as of 01.01	50 665	2 162	52 827	158	15	1 450	54 450	
Additions	-	54	54	7	-	233	294	
Disposals	-	-	-	(96)	-	(81)	(177)	
Acquisition cost as of 31.12	50 665	2 216	52 881	69	15	1 602	54 566	
Accumulated depreciations and impairments as of 01.01	(41 589)	(56)	(41 644)	(153)	-	(1 036)	(42 835)	
Depreciation charge for the year	-	(445)	(445)	(3)	-	(235)	(682)	
Impairment charge for the year	-	-	-	-	-	-	-	
Disposals	-	-	-	96	-	-	96	
Accumulated depreciation and impairment as of 31.12	(41 589)	(501)	(42 089)	(60)	-	(1 270)	(43 420)	
Net book value as of 31.12	9 076	1 715	10 792	9	15	329	11 145	
Depreciation plan	Linear 25 years	Linear 5 years		Linear 5 years	Indefinite			

2023

(USD 000)	Vessel	Docking	Total vessel	Other fixed assets		Right-of-use assets		Total assets
				assets	Artwork	assets	Total assets	
Acquisition cost as of 01.01	50 501	1 166	51 667	153	15	1 284	52 446	
Additions	164	2 162	2 326	5	-	229	2 561	
Disposals	-	(1 166)	(1 166)	-	-	(62)	(1 228)	
Acquisition cost as of 31.12	50 665	2 162	52 827	158	15	1 450	54 450	
Accumulated depreciations and impairments as of 01.01	(41 589)	(1 166)	(42 754)	(151)	-	(781)	(43 687)	
Depreciation charge for the year	-	(56)	(56)	(3)	-	(255)	(314)	
Impairment charge for the year	-	-	-	-	-	-	-	
Disposals	-	1 166	1 166	-	-	-	1 166	
Accumulated depreciation and impairment as of 31.12	(41 589)	(56)	(41 644)	(153)	-	(1 036)	(42 835)	
Net book value as of 31.12	9 076	2 106	11 183	4	15	412	11 613	
Depreciation plan	Linear 25 years	Linear 5 years		Linear 5 years	Indefinite			

Depreciation

A straight-line method of depreciation has been used for the vessel, based on expected useful life from the date of delivery from yard. The capitalised dry-docking costs is depreciated over the period until the next expected scheduled dry-docking date. The vessel MV Marianetta performed its statutory drydocking in November 2023.

Right-of-use assets are leased office premises which are treated for accounting purposes as right of use assets, see note 12 for more information about the leases.

Impairment charge on vessel

The vessel has been written down to its residual value. In the current market, the vessel value is higher than its book value but as the difference primarily relates to unwinding of discounting, no impairment reversal triggers has been identified, and as such impairment made is not reversed.

9. Trade and other receivables

(USD 000)	As per 31 December	
	2024	2023
Trade receivables	50	41
Prepaid expenses	201	185
Short term receivables, related parties	129	102
Other receivables	164	639
Total	544	1 079

Reference is made to note 16 for more information about receivables towards related parties.



10. Unrestricted and restricted cash

(USD 000)	As per 31 December	
	2024	2023
<i>Current restricted cash:</i>		
Employee tax deductions	116	119
Deposit office premises	109	121
Total current restricted cash	225	239
Cash at banks - unrestricted	33 913	28 676
Total unrestricted and restricted cash	34 139	28 915

Cash and cash equivalents are predominately denominated in USD.

11. Share capital and shareholder information

	2024	2023
Number of ordinary shares	1	1
Par value in NOK	1 000 000	1 000 000
Par value in NOK (000)	1 000	1 000
Par value in USD (000)	172	172

The company's registered share capital is NOK 1,000,000 divided into 1 share. The share capital is fully paid.

No dividend has been declared or paid in 2024.

12. Interest-bearing loans and borrowings

Leases

The Group has lease contracts for office premises at two locations where business is operated. One of the lease contracts has been considered to be a short-term lease as there is an optionality to terminate the contract with six months' notice.

The Group also has certain leases of machinery with lease terms of 12 months or less and leases of office equipment with low value. The Group applies the 'short-term lease' and 'lease of low-value assets' recognition exemptions for these leases. Amount paid relating to short-term leases in 2024 was USD 61 thousand.

Set out below are the carrying amounts of right-of-use assets recognised and the movements during the period.

	As per 31 December	
	2024	2023
As at 1 January	412	500
Additions	233	229
Disposals	(81)	(62)
Depreciation expense	(235)	(255)
As at 31 December	329	412



Set out below are the carrying amounts of lease liabilities recognised and the movements during the period:

	As per 31 December	
	2024	2023
As at 1 January	369	447
Additions	227	251
Disposals	-	(68)
Accretion of interest	18	19
Exchange rate adjustments	(26)	(23)
Payments	(254)	(257)
As at 31 December	334	369
Current	232	259
Non-current	102	110

The following are the amounts recognised in the income statement:

	2024	2023
Depreciation expense of right-of-use-assets	235	255
Interest expenses	18	19
Exchange rate adjustments	26	23
Income tax expense	-	-
Total amount recognised in profit or loss	279	297

13. Provision for other liabilities and charges

(USD 000)	As per 31 December	
	2024	2023
Accrue payroll tax	198	208
Prepaid Charter hire	63	189
Other accrued costs	240	261
Total	501	658

Prepaid charter hire is hire received under the vessel's charter party.

14. Financial instruments

There are no material differences between fair value and carrying value.

15. Guarantees, commitments and contingencies

Commitments

SinOceanic has an office premises lease contract with Haakon VII's gate nr. 1 ANS concerning the rental of premises at Haakon VII's gate nr. 1, Oslo. The lease period expires on 31 May 2026.

SinOceanic has an office premises lease contract with Ytrebygdsvegen 215 AS concerning the rental of premises at Ytrebygdsvegen 215, Bergen. The lease period expires on 30 June 2027. The contract can be terminated on 6 months' notice during the lease period.

16. Related parties

A party is related to an entity if the party directly or indirectly through one or more intermediaries' control, is controlled or is under common control with the entity (this includes parents and subsidiaries), has an interest in the entity that gives it significant influence over the entity or has joint control over the entity. Furthermore, a related party is an



associate, a joint venture partner or a close family member. A related party transaction is a transfer of resources, services or obligations between related parties regardless of whether a price is charged.

2024

(USD 000)	Management services income	Financial expenses	Long term receivables	Short term receivables
Sinoceanic Shipping Holdings Ltd (group)	435	-	-	-
Neptune Shipping Investment Limited (group)	2 047	30	1 061	129
Total	2 482	30	1 061	129

2023

(USD 000)	Management services income	Financial expenses	Long term receivables	Short term receivables
Sinoceanic Shipping Holdings Ltd (group)	446	-	-	-
Neptune Shipping Investment Limited (group)	1 956	40	1 061	100
Total	2 402	40	1 061	100

Sinoceanic Shipping AS delivers management services to Sinoceanic Shipping Holdings Limited, Bermuda, and its subsidiaries. Sinoceanic Shipping Holdings Limited is a wholly owned subsidiary of the sole shareholder of Sinoceanic Shipping AS, Sinoceanic Group Limited.

Sinoceanic Shipping AS delivers management services to Neptune Shipping Investment Limited, British Virgin Islands, and its subsidiaries. An impairment of USD 30 thousand was recognised in 2024 (USD 40 thousand was recognised in 2023).

17. Subsequent events

There have been no subsequent events which are considered to be material for the 2024 financial statements.



SinOceanic Shipping AS
Parent company Financial Statements 2024



Parent company Income Statement - SinOceanic Shipping AS

(amounts in USD 000)	Note	2024	2023
Operating income and operating expenses			
Operating income	2, 13	3 034	2 925
Total income		3 034	2 925
Personell expenses	4	(2 446)	(2 350)
Other expenses	5	(745)	(757)
Total expenses		3 191	3 107
EBITDA		(157)	(182)
Depreciation and amortisation	7	(3)	(3)
Operating profit		(160)	(185)
Financial income and expenses			
Interest income		1 110	819
Financial income	8	2 527	4 636
Net foreign exchange gain (loss)	3	(285)	(309)
Financial expenses	8	(30)	(50)
Net financial items		3 321	5 096
Net profit for the year		3 161	4 911
Attributable to:			
Equity holders of the parent		3 161	4 911




Parent company Statement of Financial Position

As at 31 December

(amounts in USD 000)	Note	2024	2023
Assets			
Non-current assets			
Furnitures and fixtures	7	24	19
Investments in subsidiaries	8	9 730	9 730
Long term receivables	13	<u>1 061</u>	<u>1 061</u>
Total non-current assets		10 815	10 810
Current assets			
Trade receivables and other receivables	9, 13	2 897	4 939
Current restricted cash	10	225	239
Cash and cash equivalents	10, 13	<u>33 913</u>	<u>28 676</u>
Total current assets		37 035	33 854
Total assets		47 850	44 664
Equity and liabilities			
Equity			
Share capital	11, 12	172	172
Share premium and other paid in capital	12	225	225
Other equity	12	<u>41 462</u>	<u>38 301</u>
Total equity		41 859	38 698
Current liabilities			
Trade creditors and other payables	10, 13	5 571	5 519
Provisions for other liabilities and charges	15	<u>419</u>	<u>447</u>
Total current liabilities		5 990	5 966
Total liabilities		5 990	5 966
Total equity and liabilities		47 850	44 664

Oslo, 23 April 2025

The board of Sinoceanic Shipping AS



Jan Håkon Pettersen
Chairman of the Board and CEO



Liu Liang
Board member



Parent company Statement of Cash Flow - SinOceanic Shipping AS

(amounts in USD 000)	Note	2024	2023
Operating activities			
Profit/loss before tax		3 161	4 911
Depreciation and amortisation	7	3	3
Financial items	8, 13	(3 321)	(5 096)
Working capital changes		693	442
Net cash flows from operating activities		536	260
Investing activities			
Furniture and fixtures	7	(7)	(5)
Net cash flows from investing activities		(7)	(5)
Financing activities			
Received group contribution		4 636	5 476
Payment of group contribution		-	-
Net change in cash pool arrangement		59	(2 226)
Net cash flows from financing activities		4 695	3 250
Net change in cash and cash equivalents		5 224	3 505
Restricted cash at January 1	10	239	294
Restricted cash at December 31	10	(225)	(239)
Cash and cash equivalents at January 1	10	28 676	25 116
Cash and cash equivalents at end of period	10	33 913	28 676



Notes to Financial Statements – SinOceanic Shipping AS

1. Accounting policies

General

The financial statements have been prepared in accordance with the Norwegian Accounting Act and Norwegian generally accepted accounting principles in Norway (NGAAP). The accompanying notes are an integral part of the financial statements. The financial statements for the parent company is presented in USD, rounded to the nearest thousand which is the functional currency of the company.

Use of estimates

The management has used estimates and assumptions that have affected assets, liabilities, incomes, expenses and information on potential liabilities in accordance with generally accepted accounting principles in Norway.

Balance sheet classification

Current assets and current liabilities consist of receivables and payables due within one year. Other balance sheet items are classified as noncurrent assets or non-current liabilities.

Investments in subsidiaries

Investment in subsidiaries are recognized at cost. The investment is valued as cost of shares in the subsidiary, less any impairment losses. An impairment loss is recognized if the impairment is not considered temporary, in accordance with generally accepted accounting principles. Impairment losses are reversed if the reason for the impairment loss disappears in a later period.

Dividends, group contribution and other distributions are recognized in the same year as they are recognized in the subsidiary's financial statement. If dividends / group contribution exceeds withheld profits after acquisition, the excess amount represents repayment of invested capital, and the distribution will be deducted from the recognized value of the acquisition in the balance sheet for the parent company.

Foreign currency translation

Transactions in foreign currency are translated using the exchange in effect on the date of transaction. Monetary assets and liabilities in foreign currency are translated into USD using the exchange rate in effect on the balance sheet date. Non-monetary assets and liabilities measured at historical cost in foreign currency are translated using the exchange rate in effect on the date of transaction. Changes to exchange rates are recognized in the income statement as they occur during the accounting period.

Revenue recognition

Revenue is recognised to the extent that it is probable that the economic benefits will flow to the Company and the revenue can be reliably measured, regardless of when the payment is received.

Revenue is measured at the fair value of the consideration received or receivable. Revenues earned by the Company are recognised on the following basis:

Rendering of services

Sales of services are recognised in the accounting period in which the services are rendered by reference to completion of the specific transaction assessed on the basis of the actual service provided as a proportion of the total services to be provided.

Assets

Tangible assets

Tangible assets are stated at cost, less accumulated depreciation and any accumulated impairment losses. Depreciation is made on a straight-line basis over the useful lives of the asset and recognized in the income statement. Calculated depreciations take into account the expected remaining value if not insignificant. Expenses regarding major replacements and renewals are capitalized, while all other replacements, renewals, maintenance and repairs are recognized in the income statement.

Impairment of tangible non-current assets

Tangible and intangible non-current assets are assessed for impairment at each reporting period and always when events occur or changes in circumstances indicate that the carrying amount of the asset may not be recoverable. When impairment is considered, the assets are grouped at the lowest level for which there are separate identifiable cash generating units. Impairment is calculated as the difference between the assets carrying amount and the recoverable amount. The recoverable amount is the highest of the asset's fair value less cost to sell and the value in use for the company. In assessing value in use, the estimated future cash flows are discounted to their present value using a discount rate that reflects current market assessments of the time value of money and the risks specific



to the asset. When it is assumed that the asset's value is lower than its carrying amount, the asset is written down to the recoverable amount. The impairment amount is recognized in the income statement in those expense categories consistent with the type of the impaired asset.

Previously recognized impairment losses are only reversed if there have been changes in the estimates used to determine the recoverable amount. The reversed amount cannot exceed the carrying amount that would have been determined had no impairment loss been recognized for the asset in prior years. Such reversal is recognized in profit or loss.

Trade and other receivables

Trade and other receivables are recognized initially at nominal values less provision for doubtful accounts. Provision for doubtful accounts are based on an individual assessment of the different receivables based on the maturity and information about the customer's financial position or other relevant information.

Cash and cash equivalents

Cash and cash equivalents comprise cash at bank. Sinoceanic Shipping AS is owner of a cash pool arrangement which includes the cash deposits of its subsidiaries. The subsidiaries' part of the cash pool is classified as short term liabilities towards the subsidiaries.

Provisions

Provisions are recognized when the Company has a present obligation (legal or constructive) as a result of a past event and it is probable that the obligation has to be settled and that a reliable estimate of the obligation can be made.

Trade and other payables

Trade and other payables are recognized at cost.

Pensions

The Company has defined contribution plans as obliged by law ("Obligatorisk tjenestepensjon"). The defined contribution plan is a pension plan under which the Company pays fixed contributions to pension plans. The Company has no legal or constructive obligation to pay further contributions if the fund does not hold sufficient assets to pay all employees the benefits relating to employee service in the current and prior periods. The Company pays contributions to publicly or privately administered pension plans. The contributions are recognized as employee benefit expenses when they are due. Prepaid contributions are recognized as an asset to the extent that the cash refund or reduction in future payments is available.

Income tax

Tax expenses comprise both tax payable and changes in net deferred tax. The tax includes expected tax payable on the year's taxable income using existing tax rates on the balance sheet date and any corrections on previous tax payables. Deferred tax assets and liabilities are measured at the tax rates that are expected to apply at the time the assets are realized or the liability is settled, on the basis of temporary differences existing between the values in the accounts and the tax-related values. The calculation also includes tax loss carry-forwards at the end of the financial year. Tax increasing and tax reducing temporary differences that reverse or can be reversed in the same period are netted in the balance sheet.

Deferred tax assets are recognized in the balance sheet when it is probable that the Company will have sufficient profit for tax purposes to utilize the tax asset.

Cash Flow Statement

The cash flow statement is prepared using the indirect method. Restricted bank deposits related to the operations are included in cash equivalents.

Subsequent events

New information regarding events existing at year end is accounted for in the estimates. Information regarding events after the end of the year is disclosed in the notes.



2. Operating revenue

The Company delivers management services to subsidiaries and related parties.

Geographical market segmenting of revenue (based on the location of the customer):

2024

(USD 000)	Norway	Bermuda	British Virgin Islands	Total
Operating income	551	2 473	10	3 034

2023

(USD 000)	Norway	Bermuda	British Virgin Islands	Total
Operating income	477	2 439	10	2 925

3. Financial risk management

General

The Board of Directors has the overall responsibility for the establishment and oversight of the company's risk management framework. The Board regulates its work through Board meetings and general interaction with the management.

The Company, through its training and management standards and procedures, aims to develop a disciplined and constructive control environment in which all employees understand their role and obligations.

Capital Management

The primary objective of the Company's capital management is to maintain an optimal capital structure so as to maximise shareholder value.

The book equity to total assets ratio as year-end is considered to be at a solid level for the Company's business activities.

(USD 000)	2024	2023
Total equity	41 859	38 698
Total assets	47 850	44 664
Ratio	87 %	87 %

Currency risk

Revenues and expenses are mainly NOK and USD denominated. The management considers the currency risk to be limited. The company's available liquid assets are held in NOK and USD.

(amounts in 000)	2024	2023	Currency
Cash and cash equivalents held in NOK	12 671	12 837	NOK
Cash and cash equivalents NOK / USD	1 118	1 258	USD
Trade receivables and other receivables held in NOK	511	101	NOK
Trade receivables and other receivables NOK / USD	45	10	USD
Provisions for other liabilities and charges held in NOK	4 744	4 564	NOK
Provisions for other liabilities and charges NOK / USD	418	447	USD



Liquidity risk

Liquidity risk is the risk that the Company may not be able to meet its liabilities as they fall due and as a result, cease trading. The Company's liquidity situation as of 31 December 2024 is at a satisfactory level.

Credit risk

The Company receives its revenues from a number of companies, all being subsidiaries and related parties. The risk is considered to be limited.

4. Personnel expenses

(USD 000)	2024	2023
Salaries	1 896	1 819
Social security contribution	358	346
Pension costs	144	138
Other remuneration and benefits	48	46
Total	2 446	2 350
Average number of full time employees	8,5	8,5

Pensions

The company has a defined contribution plan.

Remuneration for the company's management

(USD 000)	2024	2023
Salaries and remuneration	1 079	1 052
Pension costs	62	59
Total	1 140	1 111

Key management includes CEO, CFO (deputy CEO), and technical director.

5. Operating expenses

(USD 000)	2024	2023
Office expenses	458	484
External consultancy services	148	146
Remuneration to Board of Directors	18	19
Travel expenses	120	109
Total	745	757

External consultancy services include audit, consulting, hired personnel and legal assistance.

Remuneration to the auditor

(USD 000)	2024	2023
Statutory audit	22	22
Total	22	22



6. Income taxes

The income tax expense consists of the following components:

(USD 000)	2024	2023
Tax payable (22% of the basis of tax)	-	-
Change in deferred tax	-	-
Income tax expense reported in the income statement	-	-

A reconciliation of current income tax charge for the years ended 31 December:

(USD 000)	2024	2023
Profit / (loss) before tax	3 161	4 911
Permanent differences	4	(6)
Currency differences	5 642	1 692
Change in temporary differences	24	36
Change in taxable loss brought forward	(8 831)	(6 634)
Basis current income tax charge	-	-
Current income tax charge	-	-

Tax payable in the balance sheet are as followed:

(USD 000)	2024	2023
Tax payable (22% of the basis of tax)	-	-
Tax effect of group contribution	-	-
Tax payable in the balance sheet	-	-

Tax expenses are calculated as if all transactions were booked in NOK.

(USD 000)	2024	2023
Temporary differences		
Fixed assets	(9)	(15)
Receivables	(619)	(589)
Net temporary differences	(628)	(604)
Tax losses carried forward	(17 891)	(26 722)
Basis for deferred tax	(18 519)	(27 326)
Deferred tax assets	(4 074)	(6 012)
Deferred tax assets not recognised	4 074	6 012
Deferred tax (tax assets) in the balance sheet	-	-

Deferred tax assets are recognized only to the extent that it has become probable that the company will have sufficient future taxable profit to allow deferred tax assets to be recovered. Following no deferred tax assets have been recognized as per 31 December 2024. There is no time limitation on tax losses carried forward.



7. Property, plant and equipment

2024

(USD 000)	Artwork	Furnitures and fixtures	Total assets
Acquisition cost as per 1 January	15	158	173
Additions	-	7	7
Disposals	-	(96)	(96)
Acquisition cost as per 31 December	15	69	84
Accumulated depreciation as per 31 December	-	(153)	(153)
Depreciation charge for the year	-	(3)	(3)
Disposals	-	96	96
Accumulated depreciation as per 31 December	-	(60)	(60)
Net book value as per 31 December	15	9	24
Useful life	Indefinite	3 - 5 years	

2023

(USD 000)	Artwork	Furnitures and fixtures	Total assets
Acquisition cost as per 1 January	15	153	168
Additions	-	5	5
Acquisition cost as per 31 December	15	158	173
Accumulated depreciation as per 1 January	-	(151)	(151)
Depreciation charge for the year	-	(3)	(3)
Accumulated depreciation as per 31 December	-	(153)	(153)
Net book value as per 31 December	15	4	19
Useful life	Indefinite	3 - 5 years	

8. Investment in subsidiaries

2024:

(USD 000)	Registered office	Equity interest	Voting rights	Carrying amount	Net profit (loss) 2024	Equity as per 31.12.2024
Company						
North Invest Holding AS	Norway	100 %	100 %	0	(7)	2
Oceanus Shipping AS	Norway	100 %	100 %	9 730	3 358	13 729
Total				9 730	3 351	13 732

2023:

(USD 000)	Registered office	Equity interest	Voting rights	Carrying amount	Net profit (loss) 2023	Equity as per 31.12.2023
Company						
North Invest Holding AS	Norway	100 %	100 %	0	(7)	9
Oceanus Shipping AS	Norway	100 %	100 %	9 730	5 822	12 342
Total				9 730	5 815	12 352

Other transactions:

- Received a group contribution (with tax effect) of USD 2.5 million from Oceanus Shipping AS



9. Trade and other receivables

(USD 000)	As per 31 December	
	2024	2023
Trade receivables	12	41
Prepaid expenses	57	45
Receivables toward subsidiaries and related parties	2 669	4 729
Other receivables	158	124
Total	2 897	4 939

Reference is made to note 13 for more information about receivables towards related parties.

10. Unrestricted and restricted cash

(USD 000)	As per 31 December	
	2024	2023
<i>Current restricted cash:</i>		
Employee tax deductions	116	119
Deposit office premises	109	121
Total current restricted cash	225	239
Cash at banks - unrestricted	33 913	28 676
Total unrestricted and restricted cash	34 138	28 915

Cash and cash equivalents are predominately denominated in USD. Sinoceanic Shipping AS is owner of a cash pool arrangement which includes the cash deposits of its subsidiaries. Cash at bank is the total amount of cash in the cash pool arrangement. The subsidiaries' cash deposits in the cash pool arrangement amount to USD 5.6 million as per 31 December 2024 and USD 5.5 million as per 31 December 2023, reference is made to note 13.

11. Share capital and shareholder information

	No of shares	Par value in NOK	Total in TNOK	Total in TUSD
Share capital at year-end	1	1 000 000	1 000	172

	No of shares	Voting rights
Sinoceanic Group Limited	1	100 %

The company's registered share capital is NOK 1,000,000 divided into 1 share. The share capital is fully paid. No dividend has been declared or paid during the year.



12. Equity

2024

(USD 000)	Share capital	Share premium	Other paid in equity	Retained earnings	Total equity
Equity at 1 January 2024	172	153	72	38 301	38 698
Profit for the year	-	-	-	3 161	3 161
Equity at 31 December 2024	172	153	72	41 462	41 859

2023

(USD 000)	Share capital	Share premium	Other paid in equity	Retained earnings	Total equity
Equity at 1 January 2023	172	153	72	33 390	33 787
Profit for the year	-	-	-	4 911	4 911
Equity at 31 December 2023	172	153	72	38 301	38 698

13. Related parties

A party is related to an entity if the party directly or indirectly through one or more intermediaries' controls, is controlled or is under common control with the entity (this includes parents and subsidiaries), has an interest in the entity that gives it significant influence over the entity or has joint control over the entity. Furthermore, a related party is an associate, a joint venture partner or a close family member.

A related party transaction is a transfer of resources, services or obligations between related parties regardless of whether a price is charged.

2024

(USD 000)	Management fee income	Financial expenses	Long term receivables	Short term receivables	Short term liabilities
Subsidiaries	504	-	-	2 540	5 559
Sinoceanic Shipping Holdings Ltd (group)	435	-	-	-	-
Neptune Shipping Investment Limited (group)	2 047	30	1 061	129	-
Total	2 985	30	1 061	2 669	5 559

2023

(USD 000)	Management fee income	Financial expenses	Long term receivables	Short term receivables	Short term liabilities
Subsidiaries	481	10	-	4 629	5 499
Sinoceanic Shipping Holdings Ltd (group)	446	-	-	-	-
Neptune Shipping Investment Limited (group)	1 956	40	1 061	100	-
Total	2 883	50	1 061	4 729	5 499

The Company delivers management services and provides intercompany loans to subsidiaries. The subsidiaries are included in the cash pool arrangement owned by the Company. The subsidiaries had cash deposits of in total USD 5.6 million as per 31 December 2024 (USD 5.5 million as per 31 December 2023) which is classified as a liability towards the subsidiaries.

The Company delivers management services to Sinoceanic Shipping Holdings Limited, Bermuda, and its subsidiaries. Sinoceanic Shipping Holding Ltd is indirect, wholly owned subsidiary of the sole shareholder in Sinoceanic Shipping AS, Sinoceanic Group Limited.

Sinoceanic Shipping AS delivers management services to Neptune Shipping Investment Limited, British Virgin Islands, and its subsidiaries. An impairment of USD 30 thousand was recognised in 2024 (USD 40 thousand was recognised in 2023).



14. Guarantees, commitments and contingencies

Commitments

SinOceanic has an office premises lease contract with Haakon VII's gate nr. 1 ANS concerning the rental of premises at Haakon VII's gate nr. 1, Oslo. The lease period expires on 31 May 2026.

SinOceanic has an office premises lease contract with Ytrebygdsvegen 215 AS concerning the rental of premises at Ytrebygdsvegen 215, Bergen. The lease period expires on 30 June 2027. The contract can be terminated on 6 months' notice during the lease period.

15. Provisions for other liabilities and charges

(USD 000)	As per 31 December	
	2024	2023
Public duties	198	208
Other short term provisions	221	238
Total provisions for other liabilities and charges	419	447



Statsautoriserte revisorer
Ernst & Young AS
Stortorvet 7, 0155 Oslo
Postboks 1156 Sentrum, 0107 Oslo

Foretaksregisteret: NO 976 389 387 MVA
Tlf: +47 24 00 24 00
www.ey.no
Medlemmer av Den norske Revisorforening

To the General Meeting in Sinoceanic Shipping AS

INDEPENDENT AUDITOR'S REPORT

Opinion

We have audited the financial statements of Sinoceanic Shipping AS (the Company) which comprise:

- The financial statements of the Company, which comprise the balance sheet as at 31 December 2024 and the income statement and statement of cash flows for the year then ended and notes to the financial statements, including a summary of significant accounting policies, and
- The financial statements of the Group, which comprise the balance sheet as at 31 December 2024, the income statement, statement of changes in equity and statement of cash flows for the year then ended and notes to the financial statements, including material accounting policy information.

In our opinion:

- the financial statements comply with applicable statutory requirements,
- the financial statements give a true and fair view of the financial position of the Company as at 31 December 2024 and its financial performance and cash flows for the year then ended in accordance with the Norwegian Accounting Act and accounting standards and practices generally accepted in Norway, and
- the consolidated financial statements give a true and fair view of the financial position of the Group as at 31 December 2024 and its financial performance and cash flows for the year then ended in accordance with IFRS Accounting Standards as adopted by the EU.

Our opinion is consistent with our additional report to the audit committee.

Basis for opinion

We conducted our audit in accordance with International Standards on Auditing (ISAs). Our responsibilities under those standards are further described in the *Auditor's responsibilities for the audit of the financial statements* section of our report. We are independent of the Company and the Group in accordance with the requirements of the relevant laws and regulations in Norway and the International Ethics Standards Board for Accountants' *International Code of Ethics for Professional Accountants (including International Independence Standards)* (the IESBA Code), and we have fulfilled our other ethical responsibilities in accordance with these requirements. We believe that the audit evidence we have obtained is sufficient and appropriate to provide a basis for our opinion.

Other information

The Board of Directors and Chief Executive Officer (management) are responsible for the information in the Board of Directors' report. Our opinion on the financial statements does not cover the information in the Board of Directors' report.

In connection with our audit of the financial statements, our responsibility is to read the information in the Board of Directors' report. The purpose is to consider if there is material inconsistency between the information in the Board of Directors' report and the financial statements or our knowledge obtained in the audit, or otherwise the information in the Board of Directors' report otherwise appears to be materially misstated. We are required to report if there is a material misstatement in the Board of Directors' report.

Based on our knowledge obtained in the audit, it is our opinion that the Board of Directors' report



**Shape the future
with confidence**

- is consistent with the financial statements and
- contains the information required by applicable statutory requirements.

Responsibilities of management for the financial statements

Management is responsible for the preparation of the financial statements of the Company that give a true and fair view in accordance with the Norwegian Accounting Act and accounting standards and practices generally accepted in Norway, and for the preparation of the consolidated financial statements of the Group that give a true and fair view in accordance with IFRS Accounting Standards as adopted by the EU. Management is responsible for such internal control as management determines is necessary to enable the preparation of financial statements that are free from material misstatement, whether due to fraud or error.

In preparing the financial statements, management is responsible for assessing the Company's and the Group's ability to continue as a going concern, disclosing, as applicable, matters related to going concern and using the going concern basis of accounting unless management either intends to liquidate the Company or the Group, or to cease operations, or has no realistic alternative but to do so.

Auditor's responsibilities for the audit of the financial statements

Our objectives are to obtain reasonable assurance about whether the financial statements as a whole are free from material misstatement, whether due to fraud or error, and to issue an auditor's report that includes our opinion. Reasonable assurance is a high level of assurance, but is not a guarantee that an audit conducted in accordance with ISAs will always detect a material misstatement when it exists.

Misstatements can arise from fraud or error and are considered material if, individually or in the aggregate, they could reasonably be expected to influence the economic decisions of users taken on the basis of these financial statements.

As part of an audit in accordance with ISAs, we exercise professional judgment and maintain professional scepticism throughout the audit. We also:

- Identify and assess the risks of material misstatement of the financial statements, whether due to fraud or error, design and perform audit procedures responsive to those risks, and obtain audit evidence that is sufficient and appropriate to provide a basis for our opinion. The risk of not detecting a material misstatement resulting from fraud is higher than for one resulting from error, as fraud may involve collusion, forgery, intentional omissions, misrepresentations, or the override of internal control.
- Obtain an understanding of internal control relevant to the audit in order to design audit procedures that are appropriate in the circumstances, but not for the purpose of expressing an opinion on the effectiveness of the Company's and the Group's internal control.
- Evaluate the appropriateness of accounting policies used and the reasonableness of accounting estimates and related disclosures made by management.
- Conclude on the appropriateness of management's use of the going concern basis of accounting and, based on the audit evidence obtained, whether a material uncertainty exists related to events or conditions that may cast significant doubt on the Company's and the Group's ability to continue as a going concern. If we conclude that a material uncertainty exists, we are required to draw attention in our auditor's report to the related disclosures in the financial statements or, if such disclosures are inadequate, to modify our opinion. Our conclusions are based on the audit evidence obtained up to the date of our auditor's report. However, future events or conditions may cause the Company and the Group to cease to continue as a going concern.

Independent auditor's report - Sinoceanic Shipping AS 2024

A member firm of Ernst & Young Global Limited

Peritreo Dokumentnøkkel: AXOFY-SVMQO-8BIDD-GP9D8-CGQO0-MDZB1



**Shape the future
with confidence**

- Evaluate the overall presentation, structure and content of the financial statements, including the disclosures, and whether the financial statements represent the underlying transactions and events in a manner that achieves fair presentation.
- Obtain sufficient appropriate audit evidence regarding the financial information of the entities or business activities within the Group to express an opinion on the consolidated financial statements. We are responsible for the direction, supervision and performance of the group audit. We remain solely responsible for our audit opinion.

We communicate with the board of directors regarding, among other matters, the planned scope and timing of the audit and significant audit findings, including any significant deficiencies in internal control that we identify during our audit.

Oslo, 23 April 2025
ERNST & YOUNG AS

The auditor's report is signed electronically

Johan Lid Nordby
State Authorised Public Accountant (Norway)

Penneo Dokumentnøkkel: AXOFY-SVMOG-8BIDD-GP9D8-CGQQ0-MDZB1



PENNEO

Signaturene i dette dokumentet er juridisk bindende. Dokument signert med "Penneo™ - sikker digital signatur". De signerende parter sin identitet er registrert, og er listet nedenfor.

"Med min signatur bekrefter jeg alle datoer og innholdet i dette dokument."

Nordby, Johan Lid

Partner

Serienummer: no_bankid:9578-5997-4-729076

IP: 147.161.xxx.xxx

2025-04-23 12:16:45 UTC



Nordby, Johan Lid

Statsautorisert revisor

Serienummer: no_bankid:9578-5997-4-729076

IP: 147.161.xxx.xxx

2025-04-23 12:16:45 UTC



Dette dokumentet er signert digitalt via [Penneo.com](https://penneo.com). De signerte dataene er validert ved hjelp av den matematiske hashverdien av det originale dokumentet. All kryptografisk bevisføring er innebygd i denne PDF-en for fremtidig validering.

Dette dokumentet er forseglest med et kvalifisert elektronisk segl ved bruk av et sertifikat og et tidsstempel fra en kvalifisert tillitstjenesteleverandør.

Slik kan du bekrefte at dokumentet er originalt

Når du åpner dokumentet i Adobe Reader, kan du se at det er sertifisert av **Penneo A/S**. Dette beviser at innholdet i dokumentet ikke har blitt endret siden tidspunktet for signeringen. Bevis for de individuelle signatørens digitale signaturer er vedlagt dokumentet.

Du kan bekrefte de kryptografiske bevisene ved hjelp av Penneos validator, <https://penneo.com/validator>, eller andre valideringsverktøy for digitale signaturer.

Penneo Dokumentnøkkel: AXOFY-SVMQO-8BIDD-GP9D8-CGQOQ-MDZB1