



ÅRSREGNSKAPET FOR REGNSKAPSÅRET 2021 - GENERELL INFORMASJON

Enheten

Organisasjonsnummer: 996 564 894
Organisasjonsform: Allmennaksjeselskap
Foretaksnavn: AWILCO LNG ASA
Forretningsadresse: Beddingen 8
0250 OSLO

Regnskapsår

Årsregnskapets periode: 01.01.2021 - 31.12.2021

Konsern

Mørselskap i konsern: Ja
Konsernregnskap lagt ved: Ja

Regnskapsregler

Regler for små foretak benyttet: Nei
Benyttet ved utarbeidelsen av årsregnskapet til selskapet: Regnskapslovens alminnelige regler
Benyttet ved utarbeidelsen av årsregnskapet til konsernet: IFRS

Årsregnskapet fastsatt av kompetent organ

Bekreftet av representant for selskapet: Per Heiberg
Dato for fastsettelse av årsregnskapet: 29.04.2022

Grunnlag for avgivelse

År 2021: Årsregnskapet er elektronisk innlevert
År 2020: Tall er hentet fra elektronisk innlevert årsregnskap fra 2021

Det er ikke krav til at årsregnskapet m.v. som sendes til Regnskapsregisteret er undertegnet. Kontrollen på at dette er utført ligger hos revisor/enhetens øverste organ. Sikkerheten ivaretas ved at innsender har rolle/rettighet for innsending av årsregnskapet via Altinn, og ved at det bekreftes at årsregnskapet er fastsatt av kompetent organ.

Brønnøysundregistrene, 09.07.2023



Resultatregnskap

Beløp i: NOK	Note	2021	2020
RESULTATREGNSKAP			
Inntekter			
Salgsinntekt	6	8 037 000	5 693 000
Sum inntekter		8 037 000	5 693 000
Kostnader			
Avskrivning på varige driftsmidler og immaterielle eiendeler		9 000	9 000
Administrasjonskostnader	3	25 847 000	20 560 000
Sum kostnader		25 856 000	20 569 000
Driftsresultat		-17 819 000	-14 876 000
Finansinntekter og finanskostnader			
Annen finansinntekt	4	3 760 000	7 132 000
Sum finansinntekter		3 760 000	7 132 000
Nedskrivning av finansielle eiendeler	6		238 400 000
Annen finanskostnad	4	314 000	1 743 000
Sum finanskostnader		314 000	240 143 000
Netto finans		3 446 000	-233 011 000
Ordinært resultat før skattekostnad		-14 373 000	-247 887 000
Ordinært resultat etter skattekostnad		-14 373 000	-247 887 000
Årsresultat		-14 373 000	-247 887 000
Overføringer og disponeringer			
Overføringer til/fra annen egenkapital		-14 373 000	-247 887 000
Sum overføringer og disponeringer		-14 373 000	-247 887 000



Balanse

Beløp i: NOK	Note	2021	2020
BALANSE - EIENDELER			
Anleggsmidler			
Immaterielle eiendeler			
Varige driftsmidler			
Driftsløsøre, inventar, verktøy, kontormaskiner og lignende		72 000	81 000
Sum varige driftsmidler		72 000	81 000
Finansielle anleggsmidler			
Investering i datterselskap	6	679 665 000	679 665 000
Lån til foretak i samme konsern	6	85 603 000	85 603 000
Pensjonsinnskudd	3	4 504 000	3 661 000
Sum finansielle anleggsmidler		769 772 000	768 929 000
Sum anleggsmidler		769 844 000	769 010 000
Omløpsmidler			
Varer			
Fordringer			
Andre fordringer		503 000	999 000
Konsernfordringer	6	5 239 000	30 122 000
Sum fordringer		5 742 000	31 121 000
Bankinnskudd, kontanter og lignende			
Bankinnskudd, kontanter og lignende	7	150 291 000	77 065 000
Sum bankinnskudd, kontanter og lignende		150 291 000	77 065 000
Sum omløpsmidler		156 033 000	108 186 000
SUM EIENDELER		925 877 000	877 196 000

BALANSE - EGENKAPITAL OG GJELD

Egenkapital



Balanse

Beløp i: NOK	Note	2021	2020
Innskutt egenkapital			
Selskapskapital	8	13 255 000	13 255 000
Overkurs		748 849 000	748 849 000
Annen innskutt egenkapital	8	419 800 000	419 800 000
Sum innskutt egenkapital		1 181 904 000	1 181 904 000
Opptjent egenkapital			
Udekket tap		406 145 000	391 772 000
Sum opptjent egenkapital		-406 145 000	-391 772 000
Sum egenkapital		775 759 000	790 132 000
Gjeld			
Langsiktig gjeld			
Pensjonsforpliktelser	3	5 144 000	4 215 000
Sum avsetninger for forpliktelser		5 144 000	4 215 000
Annen langsiktig gjeld			
Sum langsiktig gjeld		5 144 000	4 215 000
Kortsiktig gjeld			
Leverandørgjeld		278 000	56 000
Kortsiktig konserngjeld	6	140 017 000	79 742 000
Annen kortsiktig gjeld	9	4 680 000	3 052 000
Sum kortsiktig gjeld		144 975 000	82 850 000
Sum gjeld		150 119 000	87 065 000
SUM EGENKAPITAL OG GJELD		925 878 000	877 197 000



Konsernets resultatregnskap

Beløp i: USD	Note	2021	2020
RESULTATREGNSKAP			
Inntekter			
Salgsinntekt	4,5	57 106 000	30 661 000
Annen driftsinntekt	7	54 000	-625 000
Sum inntekter		57 160 000	30 036 000
Kostnader			
Avskrivning på varige driftsmidler og immaterielle eiendeler	11	12 564 000	12 506 000
Operating expences	7	10 036 000	9 127 000
Vessel repair expences	7	0	-261 000
Administration expences	2	3 874 000	3 049 000
Sum kostnader		26 474 000	24 421 000
Driftsresultat		30 686 000	5 615 000
Finansinntekter og finanskostnader			
Annen finansinntekt	17	639 000	123 000
Sum finansinntekter		639 000	123 000
Annen finanskostnad	17	10 211 000	13 591 000
Sum finanskostnader		10 211 000	13 591 000
Netto finans		-9 572 000	-13 468 000
Ordinært resultat før skattekostnad		21 114 000	-7 853 000
Ordinært resultat etter skattekostnad		21 114 000	-7 853 000
Årsresultat		21 114 000	-7 853 000
Overføringer og disponeringer			
Udekket tap		21 115 000	-7 853 000
Sum overføringer og disponeringer		21 115 000	-7 853 000



Konsernets balanse

Beløp i: USD	Note	2021	2020
BALANSE - EIENDELER			
Anleggsmidler			
Immaterielle eiendeler			
Varige driftsmidler			
Skip	11	326 875 000	338 284 000
Andre varige driftsmidler		165 000	295 000
Sum varige driftsmidler		327 040 000	338 579 000
Finansielle anleggsmidler			
Pensjonsinnskudd	8	511 000	429 000
Sum finansielle anleggsmidler		511 000	429 000
Sum anleggsmidler		327 551 000	339 008 000
Omløpsmidler			
Varer			
Varer	13	182 000	354 000
Sum varer		182 000	354 000
Fordringer			
Kundefordringer	12	993 000	61 000
Andre fordringer	14	4 384 000	590 000
Sum fordringer		5 377 000	651 000
Bankinnskudd, kontanter og lignende			
Bankinnskudd, kontanter og lignende	15	23 637 000	12 637 000
Sum bankinnskudd, kontanter og lignende		23 637 000	12 637 000
Sum omløpsmidler		29 196 000	13 642 000
SUM EIENDELER		356 747 000	352 650 000

BALANSE - EGENKAPITAL OG GJELD



Konsernets balanse

Beløp i: USD	Note	2021	2020
Egenkapital			
Innskutt egenkapital			
Selskapskapital	19	1 976 000	1 976 000
Overkurs		133 384 000	133 384 000
Annen innskutt egenkapital	19	65 588 000	65 588 000
Sum innskutt egenkapital		200 948 000	200 948 000
Opptjent egenkapital			
Udekket tap		80 362 000	101 477 000
Sum opptjent egenkapital		-80 362 000	-101 477 000
Sum egenkapital		120 586 000	99 471 000
Gjeld			
Langsiktig gjeld			
Pensjonsforpliktelser	8	583 000	494 000
Sum avsetninger for forpliktelser		583 000	494 000
Annen langsiktig gjeld			
Gjeld til kredittinstitusjoner	22	206 906 000	225 004 000
Sum annen langsiktig gjeld		206 906 000	225 004 000
Sum langsiktig gjeld		207 489 000	225 498 000
Kortsiktig gjeld			
Leverandørgjeld		516 000	348 000
Kortsiktig rentebærende gjeld	22	18 890 000	18 843 000
Andre avsetninger	16	9 265 000	8 490 000
Sum kortsiktig gjeld		28 671 000	27 681 000
Sum gjeld		236 160 000	253 179 000
SUM EGENKAPITAL OG GJELD		356 746 000	352 650 000



ANNUAL REPORT 2021



Table of contents

04	About Awilco LNG
05	Organisation
07	Vessel Overview
08	Shareholder Information
12	Board of Director's Report
18	Statement of Responsibility
22	Consolidated Income Statement
22	Consolidated Statement of Comprehensive Income
23	Consolidated Statement of Financial Position
24	Consolidated Statement of Changes in Equity
25	Consolidated Cash Flow Statement
26	Notes to the Consolidated Financial Statements
56	Parent Company Income Statement
57	Parent Company Statement of Financial Position
58	Parent Company Cash Flow Statement
58	Parent Company Statement of Changes in Equity
60	Parent Company Notes to the Financial Statements
70	Auditor's Report
78	Corporate governance
84	Social Responsibility
89	Alternative performance measures

Contents



ABOUT AWILCO LNG

The Awilco LNG Group (the Group or Awilco LNG) is a fully integrated owner and operator of LNG vessels. The Group owns two 154,000 dcm 2013-built LNG TFDE membrane vessels, Wiforce and Wifride.

Awilco LNG ASA (the Company) was incorporated in February 2011 by Awilco AS, a company in the Awilhelmsen Group, for the purpose of acquiring three second-hand LNG vessels.

The three LNG vessels WifGae, WifPower and WifEnergy were acquired for an aggregate price of USD 67 million in 2011, financed through private placements and shareholder loans that were subsequently converted to equity. The three vessels were sold in 2015 and 2016 for combined net proceeds of USD 50 million.

In May 2011 Awilco LNG signed shipbuilding contracts for the construction of two LNG carriers, which were part-financed through a private placement of NOK 534.8 million.

In September 2011 the Company's shares were listed on the Oslo Stock Exchange under the ticker ALNG.

In September and November 2013, the Group took delivery of its two vessels, WifForce and WifFride. Both vessels were financed through sale/leaseback arrangements, financing about 75 % of the delivered cost.

In 2017 a comprehensive refinancing was completed, comprising an amended and more flexible financial lease agreement for WifForce and WifFride, and an equity issue of USD 24.8 million to re-establish a robust financial platform. In January 2020 WifForce and WifFride were refinanced with a new 10-year sale-leaseback facility at improved terms.

ORGANISATION

MANAGEMENT

Awilco LNG had seven employees at the end of 2021. The Group handles commercial and technical operations of the vessels from its office in Oslo.

The Group purchases certain administrative services from Awilhelmsen Management AS and technical sub-management services from Awilco Technical Services AS, both companies in the Awilhelmsen Group.

JON SKULE STORHELL

Chief Executive Officer

Prior to his appointment as CEO of Awilco LNG ASA Mr. Storhell was Managing Director of Awilco AS, Director of S&P/Projects with Frontline Management and Director/Partner of shipbroking company P.E. Basse AS. Mr. Storhell has also been the Chairman of the Board of Wilhelmsen Marine Services AS in addition to serving with various board positions in the industry. Mr. Storhell has more than 30 years of shipping experience and is a Norwegian citizen.

PER HEBERG

Chief Financial Officer

Prior to joining Awilco LNG ASA as CFO Mr. Heberg served as CFO in Galden Ocean Group Limited, a US listed drybulk ship owner, since April 2016. Mr. Heberg was with Galden Ocean since 2005. Prior to joining Galden Ocean, he worked in the Nordic Power market and held various positions within Statkraft SF and Electrabel Nordic. Mr. Heberg is a Norwegian citizen.

IAN S. WALKER

SVP Chartering

Mr. Walker previously held a similar position within Colar LNG, and before that held various commercial, marketing and project development positions in LNG projects for both BG and Shell. Mr. Walker has been involved in the natural gas & shipping industry for more than 35 years. Mr. Walker is a Scottish citizen and resides in Norway.

JAN ESPEN ANDERSEN

Head of Operation

Mr. Andersen was previously Head of Operations at Hoegh LNG. He is a certified Master Mariner and has held various shore side marine related positions since 1977 following 7 years at sea. Mr. Andersen has more than 30 years of shipping experience and is a Norwegian citizen.



BOARD OF DIRECTORS

SYNNE SYRRIST

Chairman and Non-Executive Director
Mrs. Syrrist has work experience as an independent consultant for Norwegian companies and as financial analyst in Elcon Securities ASA and First Securities ASA. She has also an extensive non-executive experience from both listed and private companies and is currently among others a member of the boards of Awilco Drilling Plc, Integrated Wind Solutions ASA, AqualisBraemar ASA and Naxos AB. Mrs. Syrrist holds a MSc from NTNU and is a Certified Financial Analyst (CFA) from NIH. Mrs. Syrrist is a Norwegian citizen. Mrs. Syrrist is the chairman of the Remuneration Committee and a member of the Audit Committee.

STEVE CHRISTY

Non-Executive Director
Mr. Steve Christy has 38 years' experience in shipping and energy markets. He has spent the past 7 years heading up and working with Navigo's internal research team. This included analysis of various shipping sectors and giving external presentations to clients, investors and potential investors. Prior to joining Navigo in 2014, Mr. Christy held various positions within Gibson Shippbrokers (director), KBC and Petroleum Economics Ltd. (director), mainly focusing on research in the shipping and energy markets. Mr. Christy is a British citizen and holds a degree in Mathematics & Statistics.

JENS-JULIUS R. NYGAARD

Non-Executive Director
Mr. Nygaard is the CEO of Awilco AS and a member of the Board of Integrated Wind Solutions ASA. He has 15 years of experience from shipping and investment companies through various positions in the Awilco group of companies. Mr. Nygaard has a BA Honours in Finance from Strathclyde University and an MSc in Shipping, Trade & Finance from CASS Business School. Mr. Nygaard is a Norwegian citizen. Mr. Nygaard is a member of the Remuneration Committee.

JON-AKSEL TORGENSEN

Non-Executive Director
Mr. Torgersen is the former CEO of Astrup Fearnley AS, the parent company of a number of investment and broker companies. Mr. Torgersen has extensive board experience from a number of companies in the property, shipping, finance and offshore sectors, and serves as Chairman of the Board of Atlantic Container Line AB and Finnlines Plc. He is also a member of the board of Transportation Recovery Fund. Mr. Torgersen holds an MBA (Finance) from Hochschule St. Gallen. Mr. Torgersen is a Norwegian citizen. Mr. Torgersen is the chairman of the Audit Committee.


ANNETTE MALM JUSTAD

Non-Executive Director
Mrs. Malm Justad previously held positions as CEO in Eitzen Maritime Services, Vice President and Head of Purchasing at Yara International ASA, Vice President and Fleet Manager at Norge Carriere AS and has held various technical and commercial positions for Norsk Hydro ASA. She also serves as Chairman of the Boards of American Shipping Company ASA and Store Norske Spisbergen Kulkompani AS, and as board member of Småkraft AS and the Port of London Authority. Mrs. Malm Justad holds a Master in Technology Management from NTH/HHMIT and a Master in Chemical Engineering from NTH. Mrs. Malm Justad is a Norwegian citizen.

VESSEL OVERVIEW


Awilco LNG owns two 156,000 cbm 2013-built LNG TFDE vessels: WilForce and WilPride.

WILFORCE



YEAR BUILT	2013	DRAFT	12,521 M
YARD	DSME	MANAGER	ALNG TM
CAPACITY	156,007 M3	FLAG	NIS
DWT	87,750 MT	PROPULSION	TFDE


WILPRIDE



YEAR BUILT	2013	DRAFT	12,521 M
YARD	DSME	MANAGER	ALNG TM
CAPACITY	156,089 M3	FLAG	NIS
DWT	87,677 MT	PROPULSION	TFDE

SHAREHOLDER INFORMATION

AWILCO LING SHARE PRICE DEVELOPMENT (TICKER: ALING)



Source: Oslo Stock Exchange

— Volume (RHS)

— Share price (LHS)

SHARE PRICE DEVELOPEMENT DURING 2021

317 %

20 LARGEST SHAREHOLDERS (AS PER 31.12.2021)

38.56	Awilco AS 51 114 080	Danske Bank A/S 850 000	0.64
19.63	The Bank of New York Mellon 25 023 392	J.P. Morgan Securities Plc 789 724	0.60
7.86	Morgan Stanley & Co. Int. Plc. 10 415 278	Skibs AS Tudor 781 429	0.59
3.05	B.O. Steen Shipping AS 4 048 809	Nordnet Bank AS 654 876	0.50
1.61	The Bank of New York Mellon SANV 2 128 210	Stig Øyina Kvarstein 610 258	0.46
1.21	Vidar Antino Taranger 1 400 000	Kristian Falnes AS 600 000	0.45
1.12	Nordnet Livsforsikring AS 1 488 380	Fiboca AS 577 564	0.44
1.00	Patronia AS 1 322 988	The Bank of New York Mellon 576 717	0.44
0.95	The Bank of New York Mellon SAANA 1 261 040	The Bank of New York Mellon 573 162	0.43
0.95	Morgan Stanley & Co. International 1 255 661		
0.69	Helmer AS 908 847		



Board of Directors' report



BOARD OF DIRECTORS' REPORT

In 2021 Global LNG export grew by approximately 14 million tonnes (MT) with the addition of more than 20 MT annual liquefaction capacity. The US is the main source for growth with 23.2 MT while we saw reduced export from most other regions, except North Africa. The increased US export volumes are supportive for LNG freight as the tonne-mile effect is larger than the historic average. The recent massive flow into Europe with corresponding reduced volumes to Asia has altered the expected positive tonne-mile effect somewhat. The extremely high gas prices caused by the Russian invasion of Ukraine cause high uncertainty for gas flows and eventually demand growth going forward.

The uncertainty caused by the Russian invasion of Ukraine has a large impact in the LNG market as European countries increase their focus on energy supply, of which LNG will be a substantial factor. At the time of writing, it is hard to predict the outcome of this, but the Board are of the opinion that it will be positive for LNG shipping despite shorter sailing distances to Europe than to Asia for LNG from the US. In general, we also see a move from several countries to include natural gas and LNG in the energy mix needed to reach their zero-emission goals.

An all-time high 53 newbuildings were delivered and absorbed by the market in 2021 and 86 newbuilding orders were placed according to Fearnleys LNG. Over the next two years the pace of delivery will be significantly reduced to 27 and 43 in 2022 and 2023 respectively as most of the recent orders are placed for delivery later. The ordering activity has continued into 2022 leading to increased yard prices and a newbuilding is now priced above USD 220 million, up from USD 180 million at the start of 2021.

As for 2020 the Group's two vessels were fully operational throughout the year despite continued difficulties related to crew changes and maintenance work caused by the ongoing Covid-19 pandemic.

Both WIForce and WIPride were refinanced in January 2020

with a new 10-year sale-leaseback facility provided by CCB Financial Leasing Co. Ltd. (CCBFL). Full year of the financing and continued low floating interest rates generating savings of USD 3.1 million in interest charge towards the lease obligations compared to the previous year.

BUSINESS SUMMARY

The Awitico LNG Group (Awitico LNG, ALNG or the Group) is a fully integrated pure play LNG transportation provider, owning and operating LNG vessels. The Group currently owns two 2019-built, TFE LNG carriers. The parent company Awitico LNG ASA is listed on Euronext. Expand with ticker ALNG. Awitico LNG's registered business address is Beddingen 8, Oslo, Norway. Commercial management is performed by Awitico LNG ASA and technical management of the vessels is performed by a wholly owned subsidiary.

LNG market

2021 was an interesting year for LNG and shipping as the year started with record high gas prices in Asia and TFE spot rates at USD 150,000 per. Both markets fell towards the end of first quarter before a stronger than normal recovery emerged in second quarter as Asian importers sought to replenish stocks to meet next winter season. In third quarter we saw gas prices increase again while freight remained balanced. At the start of fourth quarter the classic winter surge started and we saw freight rates rally up to record heights until Europe experienced reduced pipeline supply and started to compete with Asia for supply leading to lower tonne-mile for shipping and the rates fell from December onwards. The uncertainty for pipeline supply caused by the war in Ukraine maintain a time of writing.

The ordering activity seen in 2021 has continued into 2022, mostly from owners firming up options at the yards at attractive prices. According to Poten & Partners the total order book for LNGCs (excluding built ARC-7 vessels) currently stands at 142 vessels, of which only 31 are uncommitted. Newbuilding prices have increased significantly over the last

year and market sources estimate current yard prices to be above USD 220 million, and possibly higher for early slots, this is up from around USD 180 million at the start of 2021

According to Poten & Partners 8.4 MTPA of new LNG production capacity started in 2021 and a further 21.9 MTPA and 6.6 MTPA is scheduled to come on stream in 2022 and 2023 respectively. The current situation in Europe may lead to a positive revision of these numbers.

Operations

At the start of 2021 both WIForce and WIPride were employed on short term contracts, in the spot market. During second quarter both vessels were fixed on multi months contracts with fixed rate until the beginning of second quarter 2022. The vessel utilization for the period was 100%, same as for 2020.

At the date of this report both vessels have been redelivered from their multi months contracts and are trading on spot contracts around at rates around cash break-even.

CONSOLIDATED FINANCIAL STATEMENTS

Income statement

The Group generated net freight income of USD 57.1 million in 2021, up from USD 30.7 million in 2020, mainly caused by a strong spot market in the beginning of the year followed multi months charter contracts for both vessels from second quarter lasting well into 2022. These numbers equate to TCE earnings of USD 78,200 in 2021 and USD 41,600 in 2020. Fleet utilisation for the year ended at 100 %, same as in 2020. Operating expenses for the year ended at USD 10.0 million, up from USD 9.1 million in 2020, mainly driven by increased cost related to the Covid-19 pandemic and non-recurring maintenance work.

Other income is limited and only reflect a minor adjustment to one insurance claim following repair work of one engine, where the expense was settled in 2020.

Administration expenses went up from USD 3.0 million in 2020 to USD 3.9 million in 2021.

Depreciation and amortisation were USD 12.6 million in 2021 compared to USD 12.5 million in 2020.

Net financial expenses were USD 9.6 million in 2021, down from USD 13.5 million in 2020 following full year at refinanced terms, lower floating LIBOR rates and dividend received from DNK.

Profit before tax for the period was USD 21.1 million compared to a loss of USD 7.9 million in 2020.

Earnings per share

Basic and diluted earnings per share for the year were positive with USD 0.16, up from a negative of USD 0.06 in 2020.

Financial position

Total assets and total equity for the Group as at December 31, 2021 was USD 356.7 million and USD 120.6 million respectively (USD 352.6 million and USD 99.5 at December 31, 2020) corresponding to an equity ratio of 34 %, up from 28% at December 31, 2020.

Cash and cash equivalents amounted to USD 23.6 million at December 31, 2021, up from USD 12.6 million at December 31, 2020.

The combined book value of the vessels was USD 326.9 million at December 31, 2021 compared to USD 338.3 at year-end 2020.

Total interest-bearing debt, for the Group was USD 225.8 million at December 31, 2021, down from USD 243.8 million at December 31, 2020. The current portion of the interest-bearing debt constituted USD 18.9 million as at December 31, 2021.

Cash flow statement

The Group generated USD 40.5 million in cash inflow from operating activities in 2021 compared to USD 17.2 million in 2020.

Net cash used in investing activities was USD 1.0 million, up from USD 0.7 million in 2020.

Net cash outflow from financing activities was USD 28.4 million in 2021, constituting of USD 18.9 million in repayment of debt and USD 9.6 million of interest under the finance lease with CCBFL. Net cash outflow from financing activities in 2020 was USD 27.4 million.

Subsequent to the CCBFL refinancing completed in January 2020 as described in note 26, cash break-even for each vessel is expected at approximately USD 58,000 per day in 2022, subject to interest rate fluctuations and excluding engine overhauls that are capitalized.



PARENT COMPANY FINANCIAL STATEMENTS

Operating income for the year amounted to NOK 8.0 million (NOK 5.7 million) and administration expenses NOK 25.8 million (NOK 20.6 million).

Net finance income amounted to NOK 3.4 million (NOK 5.4 million).

Loss for the period was NOK 14.4 million (NOK 247.9 million).

The Board of Directors propose that the loss for the period of NOK 14.4 million for the Parent Company is covered by retained earnings.

As previously informed, the Board is determined to return capital to shareholders. In an extremely volatile LNG market the Company has chosen to await market developments before committing to longer employment. As a consequence, both vessels are currently trading in the spot market with uncertain earnings and the Board will therefore ask the General Meeting scheduled for 24th May, 2022 for a power of attorney to declare dividend or other means to return capital to shareholders of a value of up to USD 7 million during 2022 when there is reasonable earnings visibility for same.

GOING CONCERN ASSUMPTION

The consolidated financial statements of the Group, and the parent company financial statements of Avitico LNG ASA, have been prepared on a going concern basis pursuant to the Norwegian Accounting Act § 3-3a.

The Group's ability to continue as a going concern is dependent upon generating sufficient cash flow from operation of the vessels. The Group's vessels are trading in the spot market which exposes the Group's financial performance to volatility and seasonality in rates and utilization.

RISK FACTORS

Shipping market conditions have historically been volatile and consequently the financial results may vary significantly from year to year. The risk factors in the LNG shipping market can be divided into the following main components: market risk, operational risk and financial risk.

Market risk

Market risk relates to the supply of LNG vessels and the demand for LNG transportation. In the past there have been

prolonged periods of oversupply of vessels due to delays in the construction of LNG production plants, with correspondingly low utilization and depressed market rates. In the period 2012 to 2017 a new build ordering boom combined with limited growth in LNG production and decreasing average sailing distances resulted in an oversupply of vessels, depressing activity and rates. In 2018 and 2019 the growth in LNG supply surpassed fleet growth. In 2020 we experienced a balanced development following the negative impact from the Covid-19 pandemic on the LNG demand side and in 2021 we saw a strong increase in number of vessels, but the surge for more LNG and longer sailing distances balanced the market over the year, but with high volatility.

High ordering activity in the period from 2018 to 2021 indicates a risk of an over supplied market in 2022 and onwards, depending on production growth, global economic conditions, average sailing distances and notably the Europe-Russia relation following the war in Ukraine and the continued US - China relations, among other factors.

Projecting the supply of LNG involves uncertainty. Historically new projects were often delayed as liquefaction plants are highly complex construction projects, but project execution has gradually improved, and recent projects commissioned several months ahead of schedule is encouraging. Actual LNG production may fluctuate from one year to another due to for instance scheduled maintenance programs, feed gas issues, war and conflicts or technical issues. Lower LNG production will have an impact on the market rates for LNG vessels, as oversupply of vessels might reduce rate levels.

The demand for LNG is affected by the importing countries' demand for energy as well as the relative pricing of LNG compared to alternative energy sources. A high relative pricing spread between LNG and other energy sources will reduce the demand for LNG and thereby negatively impact demand for LNG transportation. In the longer-term perspective high gas prices due to constraints on supply in combination with the growing supply side is expected to support growth in demand for natural gas as a flexible and clean fuel compared to other fossil alternatives.

Gas price levels in different geographic markets has a significant impact on demand for LNG transportation to execute arbitrage opportunities. During the winter season in 2021 we experienced extreme price differences and going forward the arbitrage is difficult to predict as it is closely linked to the gas price level in Europe, the US and Far East, which is highly dependent upon several factors including weather, policies and

regulations and the price of alternative energy sources.

Operational risk Employment risk

The Group's ability to obtain charters will depend upon the prevailing market conditions. If the Group is unable to employ its vessels, revenue will be substantially reduced.

Laws and regulations

The Group's operations and vessels are subject to international laws and regulations, which have become more proliferate and stringent in recent years. Although the Group is doing its utmost to comply, changes in laws and regulations may expose the Group to liability.

Technical risk

LNG vessels are highly sophisticated, and there is a risk that equipment may fail despite pre-emptive maintenance. The Group has in place loss of hire insurance, but a technical breakdown will affect earnings for a period of at least 14 days due to the deductible period.

Piracy, war and cyber risk

A piracy attack, outbreak of war or cyber-attack may affect the trading and earnings of the vessels.

Crew

The LNG carrier fleet will increase by close to 30 % over the coming years. This exposes the Group to the risk of not being able to attract qualified officers and seafarers. The Group has, and will, continue to take steps to mitigate the risk.

Bunker price

The Group is exposed to bunker price risk when the vessels are not on charter.

Environmental regulations

From 2023 our vessels will be required to comply with the new regulations on energy efficient design and operation, EEXI and CII. Based on preliminary calculations done in cooperation with DNV, we expect that our vessels will be in compliance with EEXI without any modifications to the vessel's engine power or design speed.

With respect to CII, if the vessels are operated with the same efficiency going forward as in 2020 and 2021, they will achieve a CII rating of C or better until at least 2027.

Based on the above we maintain our assessment that the useful lifetime of 40 years for our vessels.

Financial risk Financing risk

The Wiforce and WifPride financial leases were refinanced in January 2020 with a 10-year sale-leaseback facility provided by CCB Financial Leasing Co. Ltd. (CCBFL). Both vessels were sold for a gross consideration per vessel of USD 175.0 million including non-amortizing and non-interest bearing pre-paid charter hire of USD 43.8 million per vessel. The vessels are chartered back on bareboat basis to wholly owned subsidiaries of the Company for a period of up to 10 years. The Group has rolling repurchase options starting after three years and repurchase obligations at maturity of the facility at USD 37.5 million per vessel.

Currency risk

The companies in the Group have USD as functional currency. Currency risks therefore arise in connection with transactions denominated in other currencies than USD. The Group is to a certain degree exposed to currency fluctuations, as it is exposed to administration expenses denominated in NOK. The Group may use financial derivatives to reduce short-term currency risk, but as at December 31, 2021 no such instruments were entered into.

Liquidity risk

The shipping business is capital intensive and insufficient liquidity can severely impact the ability to operate the vessels. The Group's approach to managing liquidity risk is to ensure, as far as possible, always having sufficient liquidity to meet its obligations without incurring unacceptable losses or risking employees' safety or damage to the Group's reputation.

According to the sale-leaseback facility provided by CCBFL, the Avitico LNG Group shall maintain minimum consolidated cash and cash equivalents of USD 10.0 million and positive consolidated working capital. On June 22, 2020 the Company and CCBFL agreed to make certain temporary amendments to the financial covenants, whereby the required minimum consolidated cash and cash equivalents financial covenant was reduced to USD 2.0 million and the required consolidated positive working capital financial covenant was waived, both effective for a six-month period from July 1, 2020 to December 31, 2020.

On November 22, 2020 the temporary amendments were extended for a further six-month period, from January 1, 2021 to June 30, 2021. As a condition of the above extension the Company agreed a restriction from declaring or paying dividends if the consolidated cash position of the Avitico LNG Group is lower than USD 20.0 million on the day following the payment. These temporary amendments ended at June 30,

2021 and at December 31, 2021 the Group had cash and cash equivalents of USD 23.6 million and was in compliance with all reinstated ordinary financial covenants in the facilities.

Interest rate risk

The COBFL sale-leaseback facility completed in January 2020 is subject to a floating interest rate, and the Group is continuously evaluating using financial derivatives to hedge the interest rate exposure. At the year-end 2021 no such derivatives were entered into.

Counterparty- / credit risk

The Group is exposed to credit risk from its operating activities through freight income trade receivables and from its financing activities, including deposits with banks. The Group aims to do business with creditworthy counterparties only. Charter hire is normally reserved monthly in advance, effectively reducing the potential exposure to credit risk. Bank deposits are only deposited with internationally recognised financial institutions with a solid credit rating.

HEALTH, SAFETY AND ENVIRONMENT

Based on the long-term goal of environmental excellence, Awilco LNG works continuously towards minimising the environmental impact from its vessels and operations.

Awilco LNG aims to minimise the emissions of CO₂, NO_x and SO_x from engines, boilers, incinerators, cargo, fuel oil tanks and systems through evaporation. Incremental efforts to improve and optimize the Group's operations resulted in reduced vessel emissions of CO₂, NO_x and SO_x per cargo unit-mile in 2022.

The Group has a zero tolerance for environmental spills, emissions of ozone depleting substances and unauthorised disposal of any type of garbage or waste to the marine environment.

The Group has a lean onshore organisation and has outsourced certain services. At year end 2021 the Group had seven onshore employees. There is currently no female representation among management. The Group is aware of this imbalance and is positive to improve this ratio in the future. The Board of Directors of the Company has two female directors, representing 40 % of the Board.

The safety and well-being of Awilco LNG's employees and seafarers has the highest priority. Vessels are to be properly operated and maintained, and safe for crew, cargo, visitors,

and the environment. The Group's quality of operations is supported by experienced, educated, and well-trained staff onboard and onshore. The Group adheres to national and international laws and regulations and promotes best practices identified within its own operations and the industry in order to improve the competence of individual crewmembers and vessel safety performance. ALNG's management is actively engaged in monitoring the Group's performance to further encourage and promote positive trends, and to provide advice and take corrective action where negative trends are detected. To ensure retention of personnel, Awilco LNG aims to ensure a stable and motivating work environment for both onshore and offshore employees.

The Group is proactively seeking to identify requirements and needs for additional training through regular audits, master and management reviews.

Absence due to illness for onshore employees was 0,4% in 2021 (0,2 % in 2020). No onshore work-related injuries were reported in 2021 or 2021. For seafarers, an LTIF (incidents per one million-man hours worked) of 0.0 was reported during the year (0.0 in 2020).

For further information please see the Social Responsibility section in the annual report, which complies with the requirements under the Norwegian Accounting Act § 3-3.c.

CORPORATE GOVERNANCE

Awilco LNG strives to protect and enhance shareholder equity through openness, sustainability, integrity and equal shareholder treatment, and sound corporate governance is a key element in the basis of the Awilco LNG strategy.

The corporate governance principles of the Company are adopted by the Board of Directors. The principles are based on the Norwegian Code of Practice for Corporate Governance as of 17 October 2018 (the «Code of Practice»). Please see the Corporate Governance section in the annual report, and the Company's web site www.awilco.no.

Awilco LNG do have a Director and Officers insurance.

STRATEGY

The main strategy for Awilco LNG is to create shareholder value through the provision of a quality, sustainable, reliable and customer-oriented service to the market, in the best manner for its shareholders, employees and business connections. The management team shall safety, efficiently and effectively provide LNG transportation services to



customers with an objective to secure the most profitable contracts coupled with the highest achievable vessel utilisation.

Awilco LNG shall evaluate growth opportunities in terms of vessel acquisitions and disposals which best complement the Group's financial and operational aspirations.

OUTLOOK

The winter, with record high gas prices in Europe and lower demand from Asia, led to the seasonal downturn in the market strengthened by the Russian invasion of Ukraine, leading to strong demand for natural gas from other sources, mainly LNG from USA. As USA is the main source of available

LNG this has led to charter tonne-mile with corresponding reduced demand for freight. Despite the current weakness the longer-term trend for LNG shipping looks promising with the increased long term demand from European countries, the expected return of demand from Asia and with far less newbuildings being delivered in 2022 compared to 2021. This has led to a large contango between a spot market in the mid 40's (USD per day) and the quoted rates for 1 year TC above USD 100,000 per day for vessels similar to our TFE vessels, in the short term Awilco LNG is focusing on optimizing performance on current contracts and on our next fixtures as both vessels currently trade in the spot market.

STATEMENT OF RESPONSIBILITY

We confirm to the best of our knowledge that the consolidated financial statements for 2021 have been prepared in accordance with International Financial Reporting Standards as adopted by the European Union, as well as additional information requirements in accordance with the Norwegian Accounting Act, and that the financial statements for the parent company for 2021 have been prepared in accordance with the Norwegian Accounting Act and generally accepted accounting practice in Norway, and that the information presented in the financial statements gives a true and fair view of the assets, liabilities, financial position and profit/(loss) for the period of Awilco LNG ASA and the Awilco LNG Group as a whole.

We also confirm to the best of our knowledge that the Board of Directors' Report includes a true and fair review of the development and performance of the business and the position of Awilco LNG ASA and the Awilco LNG Group, together with a description of the principal risks and uncertainties that they face.

06. April 2022

Syvne Syrret
Syvne Syrret
Chairman of the Board


Jon-Aksel Bergsjøen
Jon-Aksel Bergsjøen
Board member

Steve Chisley
Steve Chisley
Board member

Arneviks Malm Jostad
Arneviks Malm Jostad
Board member

John Julius A. Nygaard
John Julius A. Nygaard
Board member

Jan Skjott Sørensen
Jan Skjott Sørensen
CEO





**Consolidated
Financial
Statements
And Notes**

—



CONSOLIDATED INCOME STATEMENT

In USD thousands	Note	2021	2020
Freight income	4, 5	59 852	35 619
Voyage related expenses	6	2 446	4 958
Net freight income		57 106	30 661
Other income	7	54	(625)
Operating expenses	7	10 036	9 127
Vessel repair expenses	7	-	(261)
Administration expenses	8	3 874	3 049
Earnings before interest, taxes, depr. and amort. (EBITDA)		43 250	18 121
Depreciation and amortisation	11	12 564	12 506
Earnings before interest and taxes (EBIT)		30 686	5 615
Finance income	17	639	123
Finance expenses	17	10 211	13 591
Net finance income/(expense)		(9 571)	(13 468)
Profit/(loss) before taxes		21 115	(7 853)
Income tax expense	10	-	-
Profit/(loss) for the period		21 115	(7 853)
Earnings per share in USD attributable to ordinary equity holders of Awitco LNG ASA			
Basic profit/(loss) for the period	9	0,16	(0,06)
Diluted profit/(loss) for the period	9	0,16	(0,06)

CONSOLIDATED STATEMENT OF COMPREHENSIVE INCOME

Profit/(loss) for the period	21 115	(7 853)
Other comprehensive income:		
Other comprehensive income items	-	-
Total comprehensive income/(loss) for the period	21 115	(7 853)

CONSOLIDATED STATEMENT OF FINANCIAL POSITION

In USD thousands	Note	31.12.2021	31.12.2020
ASSETS			
Non-current assets			
Vessels	11	326 875	338 284
Pension assets		511	429
Other fixed assets incl right-of-use assets		145	295
Total non-current assets		327 551	339 007
Current assets			
Trade receivables	12	993	61
Inventory	13	182	354
Other short term assets	14	4 384	590
Cash and cash equivalents	15	23 637	12 637
Total current assets		29 196	13 642
Total assets		356 746	352 649
EQUITY AND LIABILITIES			
Equity			
Share capital	19	1 976	1 976
Share premium		133 384	133 384
Other paid-in capital	19	65 588	65 588
Retained earnings		(80 362)	(101 477)
Total equity		120 586	99 472
Non-current liabilities			
Pension liabilities	8	583	494
Long-term interest bearing debt	22	206 936	225 004
Total non-current liabilities		207 490	225 498
Current liabilities			
Short-term interest bearing debt	22	18 890	18 843
Trade payables		516	348
Income tax payable	10	-	-
Provisions and accruals	16	9 265	8 490
Total current liabilities		28 670	27 680
Total equity and liabilities		356 746	352 649



CONSOLIDATED CASH FLOW STATEMENT

In USD thousands

	Note	2021	2020
Cash Flows from Operating Activities:			
Profit/(loss) before taxes		21 115	(7 853)
Income taxes paid		-	-
Interest and borrowing costs expensed	17	10 157	13 208
Items included in profit/(loss) not affecting cash flows:			
Depreciation and amortisation	11	12 564	12 506
Changes in operating assets and liabilities:			
Trade receivables, inventory and other short term assets		(4 635)	2 359
Trade payables, provisions and accruals		1 272	(3 016)
II Net cash provided by / (used in) operating activities		40 472	17 205
Cash Flows from Investing Activities:			
Investment in vessels	11	(1 025)	(682)
III Net cash provided by / (used in) investing activities		(1 025)	(682)
Cash Flows from Financing Activities:			
Proceeds from borrowings	22	-	262 500
Repayment of borrowings	22	(18 980)	(270 428)
Interest and borrowing costs paid		(9 566)	(19 506)
III Net cash provided by / (used in) financing activities		(28 446)	(27 435)
Net change in cash and cash equivalents (I+II-III)		11 000	(10 912)
Cash and cash equivalents at start of period		12 637	23 547
Cash and cash equivalents at end of period	15	23 637	12 637

CONSOLIDATED STATEMENT OF CHANGES IN EQUITY

For the period ended 31 December 2021

In USD thousands

	Note	Share capital	Share premium	Other paid-in capital	Retained earnings	Total equity
Equity at 1 January 2021		1 976	133 384	65 588	(101 477)	99 472
Profit/(loss) for the period		-	-	-	21 115	21 115
Other comprehensive income for the period		-	-	-	-	-
Total comprehensive income		-	-	-	21 115	21 115
Balance as at 31 December 2021		1 976	133 384	65 588	(80 362)	120 586
For the period ended 31 December 2020						
Equity at 1 January 2020		49 407	133 384	18 157	(93 624)	107 324
Profit/(loss) for the period		-	-	-	(7 853)	(7 853)
Other comprehensive income for the period		-	-	-	(7 853)	(7 853)
Total comprehensive income		-	-	-	(7 853)	(7 853)
Share capital reduction	19	(47 431)	-	47 431	-	-
Balance as at 31 December 2020		1 976	133 384	65 588	(101 477)	99 472



NOTES TO THE CONSOLIDATED FINANCIAL STATEMENTS

NOTE 1 // CORPORATE INFORMATION

Awilco LNG ASA (the Company or Parent Company) is a public limited liability company incorporated and domiciled in Norway. Its registered office is Beddingen 8, 0250 Oslo, Norway. The Company was incorporated February 2, 2011 and is listed on Euronext Expand with the ticker ALNG.

The consolidated financial statements of the Company comprise the Company and its subsidiaries, together referred to as the Group or Awilco LNG.

The principal activity of the Group is the investment in and operation of LNG transportation vessels. The Group owns and operates two 2013-built T-DE LNG vessels.

The consolidated financial statements for the period ended 31 December 2021 were authorised for issue by the Board of Directors on April 29, 2022 and will be presented for approval at the Annual General Meeting on May 24, 2022.

NOTE 2 // SUMMARY OF SIGNIFICANT ACCOUNTING POLICIES

BASIS OF PREPARATION

The consolidated financial statements of Awilco LNG have been prepared in accordance with International Financial Reporting Standards (IFRS) as adopted by the European Union and the additional applicable disclosure requirements of the Norwegian accounting act. The consolidated financial statements have been prepared on a historical cost basis, except for liabilities for cash-settled share-based payments which are measured at fair value, pensions which are measured according to IAS 19 and receivables and payables denominated in foreign exchange which are translated at period-end exchange rates.

The consolidated financial statements are presented in US Dollars (USD) rounded off to the nearest thousands, except as otherwise indicated. The consolidated financial statements have been prepared based on a going concern assumption. Please

see the Board of Directors' report for further information on this matter.

The principal accounting policies applied in the preparation of these consolidated financial statements are set out below.

BASIS OF CONSOLIDATION

The consolidated financial statements include Awilco LNG ASA and its subsidiaries. The financial statements of the subsidiaries are prepared for the same reporting period as the parent company, using consistent accounting policies. All inter-company transactions and balances are eliminated in the consolidation. Subsidiaries are fully consolidated from the date of acquisition, being the date on which the Group obtains control over the subsidiaries and continue to be consolidated until the date that such control ceases.

REVENUE

Revenue is recognised at an amount that reflects the consideration to which the Group expects to be entitled in exchange for transferring goods or services to a customer and is presented as freight income net of offshore deductions.

Revenue is recognised according to the lead-to-discharge principle. Revenue is usually received monthly in advance whereas performance obligations are satisfied as follows:

Revenue is generated by time charter contracts which contain both a lease element and a vessel management element (service agreement). The lease element, as described below under Leasing are recognised in straight-line over the term of the charter as services are provided based on the number of days before and after the reporting period. Where the repositioning fees depend upon final redelivery location, they are recognised at the end of the charter when the revenue becomes fixed and determinable.

The vessel management element is considered a performance obligation that is satisfied over time, given that the customer simultaneously receives and consumes the benefits provided by the Group.

Voyage expenses are expensed as incurred and mobilisation expenses are not capitalised.

LEASING

The determination of whether an arrangement contains a lease element is made at contract inception and is based on the substance of the arrangement. Leases are classified as finance leases if the terms of the lease agreement transfer substantially all the risks and benefits incidental to ownership of the leased item. All other leases are classified as operational leases.

The Group as lessor

Minimum operating lease payments received under operating leases are recognised in profit or loss on a straight-line basis over the term of the lease. Lease incentives received are recognised as an integral part of the total lease revenue over the term of the lease. Contingent rent is recognised as revenue in the period in which they are earned.

The Group as lessee

i. Right-of-use assets
The Group recognises right-of-use assets at the commencement date of the lease (i.e., the date the underlying assets is available for use). Right-of-use assets are measured at cost, less any accumulated depreciation and impairment losses, and adjusted for any remeasurement of lease liabilities. The cost of right-of-use assets includes the amount of lease liabilities recognised, initial direct costs incurred, and lease payments made at or before the commencement date less any lease incentives received. Unless the Group is reasonably certain to obtain ownership of the leased asset at the end of the lease term, the recognised right-of-use assets are depreciated on a straight-line basis over the shorter of its estimated useful life and the lease term. Leased assets with repurchase obligations at the end of the lease term are separated into components which are depreciated over the useful life of the component. Right-of-use assets are subject to impairment.

ii. Lease liabilities

At the commencement date of the lease, the Group recognises lease liabilities measured at the present value of lease payments to be made over the lease term. The lease payments include fixed payments less any lease incentives receivable, variable lease payments that depend on an index or a rate, and amounts expected to be paid under residual value guarantees. The lease payments also include repurchase obligations or alternatively the exercise price of a purchase option reasonably certain to be exercised by the Group and payments of penalties for terminating a lease, if the lease term reflects the Group exercising the option to terminate. Variable lease payments that do not depend on an index or a rate are recognised as expenses in the period on which the event or condition that triggers the payment occurs. In calculating the present value of lease payments, the Group uses the incremental borrowing rate at the lease commencement date if the interest rate implicit in the lease is not readily determinable. After the commencement date, the amount of lease liabilities is increased to reflect the accretion of interest based on the effective interest method and reduced

for the lease payments made. In addition, the carrying amount of lease liabilities is remeasured if there is a modification, a change in the lease term, a change in the in-substance fixed lease payments or a change in the assessment to purchase the underlying asset.

iii. Short-term leases and leases of low-value assets
The Group applies the short-term lease recognition exemption to its short-term leases (i.e., those leases that have a lease term of 12 months or less from the commencement date and do not contain a purchase option). It also applies the lease of low-value assets recognition exemption to leases of office equipment that are considered of low value (i.e., below USD 5,000). Lease payments on short-term leases and leases of low-value assets are recognised as expense on a straight-line basis over the lease term.

iv. Significant judgement in determining the lease term of contracts with renewal options
The Group determines the lease term as the non-cancellable term of the lease, together with any periods covered by an option to extend the lease if it is reasonably certain to be exercised, or any periods covered by an option to terminate the lease, if it is reasonably certain not to be exercised. The Group applies judgement in evaluating whether it is reasonably certain to exercise the option to renew. That is, it considers all relevant factors that create an economic incentive for it to exercise the renewal. After the commencement date, the Group reassesses the lease term if there is a significant event or change in circumstances that is within its control and affects its ability to exercise (or not to exercise) the option to renew.

v. Sale-leaseback arrangements
No gain or loss is recognised in the income statement related to sale/leaseback arrangements where the vessel is sold and subsequently leased back with repurchase obligations to the Group.

Sale/leaseback arrangements whereby the seller-lessee has repurchase obligations at maturity of the lease period are not considered as a sale of asset, and the seller-lessee recognises a financial liability equal to the transfer proceeds and the resulting lease obligation net of pre-paid charter hire is accounted for as a financial liability according to IFRS 9. The financial liability is subsequently measured according to amortised cost using the effective interest method. Associated costs incurred in arranging the lease agreement is amortised over the lease period and presented net of the lease liability in the statement of financial position.



FOREIGN CURRENCY

The consolidated financial statements are presented in USD, which is also the functional currency of all entities in the Group. Transactions in foreign currencies are recorded at the rate of exchange on the date of the transaction.

Monetary assets and liabilities denominated in foreign currencies are translated at the exchange rate applicable at the reporting date. Realised and unrealised foreign currency gains or losses on monetary items are presented as finance income or finance expenses. Non-monetary items that are measured at historical cost in a foreign currency are translated using the exchange rates applicable at the dates of the initial transactions.

Classification of items in the statement of financial position Current assets and current liabilities include items that fall due for payment within one year after the reporting date. The short-term part of long-term debt maturing within 12 months after the balance sheet date is classified as short-term debt.

VESSELS, VESSELS UNDER CONSTRUCTION AND OTHER FIXED ASSETS

Tangible non-current assets such as vessels and other fixed assets are carried at historical cost less accumulated depreciation and impairment losses. Vessels under construction are carried at historical cost less impairment losses.

Costs of acquired vessels include expenditures that are directly attributable to the acquisition of the vessels. Cost of vessels under construction includes all directly attributable costs incurred to bringing the asset to the location and condition necessary for it to be capable of operating in the manner intended by management. Examples of such costs include supervision costs, site team costs, yard instalments, technical costs and borrowing costs.

Borrowing costs consist of interest and other costs that are incurred in connection with the borrowing of funds and are determined by applying an interest rate to the average amount of accumulated expenditures during the construction period, limited to the interest expense incurred during the reporting period. The interest rate used is the weighted average cost of borrowings in the Group.

Costs of vessels under construction are capitalised, classified as vessels under construction and presented as a tangible asset. The capitalised costs are reclassified from vessels under construction to vessels when the asset is available for its intended use.

In accordance with IAS 16 each component of the vessels with a cost that is significant in relation to the total cost of the item is separately identified and depreciated. Components with similar useful lives will be grouped into a single component. Dry-docking is identified as a separate component or cost of vessels and depreciated separately.

Depreciable amount of an asset is calculated as cost less residual value and impairment charges. Residual value is based on estimated salvage value of the vessels. Depreciation is calculated on a straight-line basis over the useful life of the assets, and depreciation is commenced when the asset is available for its intended use. Expected useful lives, methods of depreciation and residual values are reviewed yearly and adjusted prospectively, if appropriate. The following estimated useful lives are applied to the respective components of the asset:

Vessels	40 years
Vessel dry-docking	5 years
Vessel engine overhauls	4 years
Other fixed assets	3 - 5 years

Costs related to major inspections/classifications (dry-docking and engine overhauls) are recognised in the carrying amount of the vessels if certain recognition criteria are satisfied. The recognition is made as the dry-docking or overhaul is being performed, and depreciation is recognised from completion of the dry-docking and overhaul until estimated time to the next dry-docking or overhaul. Any remaining carrying amount of the cost of the previous dry-docking or overhaul is depreciated upon initiation of the next dry-docking or overhaul. The remaining costs that do not meet the recognition criteria are expensed as repairs and maintenance. When vessels are acquired the remaining dry-docking and overhaul is identified and depreciated as a separate component, based on estimated time to the next dry-docking or overhaul.

Ordinary repairs and maintenance expenses are recognised in the income statement as incurred. Upgrades and material replacement of parts and equipment are capitalised as costs of vessels and depreciated together with the respective component. Replaced parts and equipment are derecognised and presented as impairment losses in the income statement, if it is not practicable to determine the carrying amount of the replaced part, the cost of the replacement is used as an indication of what the cost of the replaced part was at the time it was acquired or constructed.

IMPAIRMENT

Vessels, vessels under construction and other fixed assets are assessed for impairment indicators each reporting period. If impairment indicators are identified the recoverable amount is estimated, and if the carrying amount of an asset or cash generating unit (CGU) exceeds its recoverable amount an impairment loss is recognised. Each vessel is assessed as a separate cash generating unit (CGU) by Awilco LND.

The recoverable amount is the higher of an asset's fair value less cost to sell (net selling price) and value in use. The fair value is the amount obtainable from the sale of an asset in an arm's length transaction less the costs of disposal. Value in use is the present value of estimated future cash flows expected to arise from the continuing use of an asset and from its disposal at the end of its useful life.

A previously recognised impairment loss is reversed only if the recoverable amount; the reversal is limited to until the carrying amount net of accumulated depreciation if no impairment loss had been recognised in prior periods. Such reversals are recognised in the income statement.

NON-CURRENT ASSETS HELD FOR SALE

Non-current assets and disposal groups are classified as held for sale if their carrying amounts will be recovered principally through sale rather than continuing use. Non-current assets and disposal groups classified as held for sale are measured at the lower of their carrying amount and fair value less cost to sell and presented separately as assets held for sale and liabilities held for sale in the statement of financial position.

The criteria for held for sale classification is regarded as met only when the sale is highly probable and the asset or disposal group is available for immediate sale in its present condition. Actions required to complete the sale should indicate that it is unlikely that significant changes to the plan will be made or that the plan to sell will be withdrawn. In addition, the criteria also include management to be committed to the plan and the sale to be completed within a year. Once classified as held for sale assets are not depreciated or amortised.

INVENTORY

Inventories consist of bunkers and lube oil on board the vessels. Inventories are measured at the lower of cost and net realisable value. Cost is determined in accordance with the first-in-first-out principle (FIFO), and expenses related to inventory are presented as voyage related expenses in the income statement.

PROVISIONS

Provisions are recognised when the Group has a present obligation (legal or constructive) because of a past event, it is probable that an outflow of resources embodying economic benefits will be required to settle the obligation and a reliable estimate can be made of the amount of the obligation. Where the Group expects some or all of a provision to be reimbursed, for example under an insurance contract, the reimbursement is recognised as a separate asset, but only when the reimbursement is virtually certain. The expense relating to any provision is recognised through profit and loss net of any reimbursement.

FAIR VALUE MEASUREMENT

Fair value is the price that would be received to sell an asset or paid to transfer a liability in an orderly transaction between market participants at the measurement date, using assumptions that market participants would use when pricing the asset or liability. The Group uses valuation techniques that are appropriate in the circumstances and for which sufficient data are available to measure fair value. All assets and liabilities for which fair value is measured or disclosed in the financial statements are categorised within the fair value hierarchy, described as follows, based on the lowest level of input that is significant to the fair value measurement as a whole:


Level 1: Quoted (unadjusted) market prices in active markets for identical assets or liabilities

Level 2: Valuation techniques for which the lowest level input that is significant to the fair value measurement is directly or indirectly observable

Level 3: Valuation techniques for which the lowest level input that is significant to the fair value measurement is unobservable.

SHARE-BASED PAYMENTS

For cash-settled share-based payments a provision is recorded for the rights granted reflecting the vested portion of the fair value of the rights at the reporting date. The provision is accrued over the period the beneficiaries are expected to perform the related service (vesting period). The cash-settled share-based payments are remeasured to fair value at each reporting date until the award is settled. Any changes in the fair value of the provision are recognised as administration expenses in the income statement. The amount of unrecognised compensation expense related to non-vested share-based payment arrangements granted in the



current liability in the statement of financial position. Changes in the liability are recognised as employee benefit expenses in the income statement in the periods during which services are rendered by employees. The liability becomes payable to the employee upon termination, voluntary or involuntary, of the employment.

TAXES

The income tax expense consists of current income tax and changes in deferred tax.

Current income tax is the expected tax payable or receivable on the taxable income or loss for the year, using tax rates enacted or substantively enacted at the reporting date, and any adjustment to tax payable in respect of previous years.

Deferred income tax is provided using the liability method on temporary differences at the reporting date between the tax bases of assets and liabilities and their carrying amounts in the consolidated financial statements.

Deferred tax liabilities are recognised for all taxable temporary differences. Deferred tax assets are recognised for all deductible temporary differences to the extent that it is probable that taxable profits will be available against which the deductible temporary difference can be utilised. Deferred income tax is calculated on temporary differences arising on investments in subsidiaries, except where the timing of the reversal of the temporary difference is controlled by the Group and it is probable that the temporary difference will not reverse in the foreseeable future.

Deferred income tax assets and liabilities is determined using tax rates that are expected to apply to the year when the asset is realised or the liability is settled, based on tax rates (and tax laws) that have been enacted or substantively enacted at the reporting date. Deferred tax liabilities and deferred tax assets are recognised at nominal values and classified as non-current liabilities and non-current assets in the statement of financial position. Deferred tax assets and liabilities are offset if there is a legally enforceable right to offset current tax liabilities and assets, and they relate to income taxes levied by the same tax authority on the same taxable entity, or on different tax entities, but they intend to settle current tax liabilities and assets on a net basis or their tax assets and liabilities will be realised simultaneously.

Current income tax and deferred tax is recognised in profit or loss except to the extent that it relates to items recognised directly in equity or in other comprehensive income.

For Group companies subject to tonnage tax regimes, incurred tonnage tax is recognised as an operating expense.

FINANCIAL INSTRUMENTS

Financial assets and liabilities are offset and the net amount presented in the statement of financial position when there is a legal right to offset the amounts and intention either to settle on a net basis or to realise the asset and settle the liability simultaneously.

Financial assets

Initial recognition and measurement: Financial assets are classified at initial recognition and subsequently measured at either i) amortised cost or ii) fair value through profit or loss.

The classification of financial assets at initial recognition depends on the financial asset's contractual cash flow characteristics and the Group's business model for managing them. Except for trade receivables that do not contain a significant financing component or for which the Group has applied the practical expedient, the Group initially measures a financial asset at its fair value plus, in the case of a financial asset not at fair value through profit or loss, transaction costs.

Trade receivables that do not contain a significant financing component or for which the Group has applied the practical expedient are measured at the transaction price determined under IFRS 15 Revenue from Contracts with Customers.

In order for a financial asset to be classified and measured at amortised cost it needs to give rise to cash flows that are solely payments of principal and interest on the principal amount outstanding.

Subsequent measurement: Financial assets are classified in two categories;

- i. Financial assets at amortised cost (debt instruments)

The Group measures financial assets at amortised cost if both of the following conditions are met: i) The financial asset is held within a business model with the objective to hold financial assets in order to collect contractual cash flows and ii) the contractual terms of the financial asset give rise on specified dates to cash flows that are solely payments of principal and interest on the principal amount outstanding. Financial assets at amortised cost are subsequently measured using the effective interest method (EIR) and are subject to impairment. Gains and losses are recognised in profit or loss when the asset is derecognised, modified or impaired.

126 are transferred to a separately administered scheme and pledged towards the participating employees. G refers to the Norwegian National Insurance basic amount.

Contributions to the pension plan are recognised as an employee benefit expense in the income statement when they fall due. Prepaid contributions are recognised as an asset to the extent that a cash refund or a reduction in the future payments is expected. The Group has no further payment obligations once the contributions have been paid.

The liability arising from the plan → 126 is classified as a non-

cash-settled plans is dependent on the fair intrinsic value of the awards. Social security tax liability is recognised on the intrinsic value of the cash-settled share-based payments.

PENSIONS

The Group is required to provide a pension plan towards its onshore employees, and the Group has implemented a defined contribution plan. The plan, which is fully funded, complies with the requirements in the Mandatory Occupational Pension act in Norway ("Lov om obligatorisk tjenestepensjon"). Contributions on salary up until 126 are funded in a life insurance company, whereas contributions on salary over



DIVIDENDS
Dividend payments are recognised as a liability in the Group's financial statements from the date when the dividend is approved by the General Meeting. A corresponding amount is recognised directly towards equity.

EARNINGS PER SHARE
The Group presents basic and diluted earnings per share data for its ordinary shares. Basic earnings per share is calculated by dividing the profit or loss attributable to ordinary shareholders of the Company by the weighted average number of ordinary shares outstanding during the year, adjusted for own shares held. Diluted earnings per share is determined by adjusting the profit or loss attributable to ordinary shareholders and the weighted average number of ordinary shares outstanding, adjusted for own shares held, for the effects of all dilutive potential or ordinary shares.

CASH FLOW STATEMENT
The cash flow statement is presented using the indirect method.

CASH AND CASH EQUIVALENTS
Cash represents cash on hand and deposits with banks that are repayable on demand. Cash includes restricted employee loans withheld. Cash equivalents represent short term, highly liquid investments which are readily convertible into known amounts of cash with original maturities of three months or less.

SEGMENT INFORMATION
The Group's current business is operating LNG transportation vessels. The potential market for the vessels is and will be the international global LNG transportation market, and the business will be exposed to the same risks and returns wherever the vessels are employed. The Group's internal reporting does not distinguish between different segments, and as the vessels are managed as one operating segment Awlco LNG has only one reportable segment.

NEW AND AMENDED STANDARDS AND INTERPRETATIONS

The group has applied the following standards and amendments for the first time for their annual reporting period commencing January 1, 2020:

- i. Definition of Material – amendments to IAS 1 and IAS 8
- ii. Revised Conceptual Framework for Financial Reporting

Subsequent measurement: The measurement of financial liabilities depends on their classification, as described below:

- i. Financial liabilities at fair value through profit or loss include financial liabilities held for trading and financial liabilities designated upon initial recognition as at fair value through profit or loss. Financial liabilities are classified as held for trading if they are incurred for the purpose of repurchasing in the near term. This category also includes derivative financial instruments entered into by the Group that are not designated as hedging instruments in hedge relationships as defined by IFRS 9. Separated embedded derivatives are also classified as held for trading unless they are designated as effective hedging instruments. Gains or losses on liabilities held for trading are recognised in the statement of profit or loss. Financial liabilities designated upon initial recognition at fair value through profit or loss are designated at the initial date of recognition, and only if the criteria in IFRS 9 are satisfied. The Group has not designated any financial liability as at fair value through profit or loss.
- ii. Financial liabilities measured at amortised cost: After initial recognition, interest-bearing loans and borrowings are subsequently measured at amortised cost. Gains and losses are recognised in profit or loss when the liabilities are derecognised as well as through the EIR amortisation process. Amortised cost is calculated by taking into account any discount or premium on acquisition and fees or costs that are an integral part of the EIR. The EIR amortisation is included as finance costs in the statement of profit or loss.

Derecognition: A financial liability is derecognised when the obligation under the liability is discharged or cancelled or expires. When an existing financial liability is replaced by another from the same lender on substantially different terms, or the terms of an existing liability are substantially modified, such an exchange or modification is treated as the derecognition of the original liability and the recognition of a new liability. The difference in the respective carrying amounts is recognised in the statement of profit or loss.

SHARE CAPITAL
Ordinary shares are classified as equity. Incremental costs directly attributable to the issue of ordinary shares are recognised as a deduction from equity, net of any tax effects. Own equity instruments that are acquired (treasury shares) are recognised at cost and deducted from equity. No gain or loss is recognised in the income statement on the purchase, sale, issue or cancellation of the Group's own equity instruments. Voting rights relating to treasury shares are nullified and no dividends are allocated to them.

asset and the associated liability are measured on a basis that reflects the rights and obligations that the Group has retained. Continuing involvement that takes the form of a guarantee over the transferred asset is measured at the lower of the original carrying amount of the asset and the maximum amount of consideration that the Group could be required to repay.

Impairment of financial assets: The Group recognises an allowance for expected credit losses (ECLs) for all debt instruments not held at fair value through profit or loss. ECLs are based on the difference between the contractual cash flows due in accordance with the contract and all the cash flows that the Group expects to receive, discounted at an approximation of the original effective interest rate. The expected cash flows will include cash flows from the sale of collateral held or other credit enhancements that are integral to the contractual terms. ECLs are recognised in two stages. For credit exposures for which there has not been a significant increase in credit risk since initial recognition, ECLs are provided for credit losses that result from default events that are possible within the next 12-months (a 12-month ECL). For those credit exposures for which there has been a significant increase in credit risk since initial recognition, a loss allowance is required for credit losses expected over the remaining life of the exposure, irrespective of the timing of the default (a lifetime ECL). For trade receivables and contract assets, the Group applies a simplified approach in calculating ECLs. Therefore, the Group does not track changes in credit risk, but instead recognises a loss allowance based on lifetime ECLs at each reporting date. The Group considers a financial asset in default when contractual payments are 90 days past due. However, in certain cases, the Group may also consider a financial asset to be in default when internal or external information indicates that the Group is unlikely to receive the outstanding contractual amounts in full before taking into account any credit enhancements held by the Group. A financial asset is written off when there is no reasonable expectation of recovering the contractual cash flows.

Financial liabilities
Initial recognition and measurement: Financial liabilities are classified, at initial recognition, as financial liabilities at fair value through profit or loss, financial liabilities measured at amortised cost or as derivatives designated as hedging instruments in an effective hedge, as appropriate. All financial liabilities are recognised initially at fair value and, in the case of financial liabilities measured at amortised cost, net of directly attributable transaction costs.

The Group's financial assets at amortised cost include trade receivables.

- ii. Financial assets at fair value through profit or loss

The category includes financial assets held for trading, financial assets designated upon initial recognition at fair value through profit or loss, or financial assets mandatorily required to be measured at fair value. Financial assets are classified as held for trading if they are acquired for the purpose of selling or repurchasing in the near term. Derivatives, including separated embedded derivatives, are also classified as held for trading unless they are designated as effective hedging instruments. Financial assets with cash flows that are not solely payments of principal and interest are classified and measured at fair value through profit or loss, irrespective of the business model. Notwithstanding the criteria for debt instruments to be classified at amortised cost as described above, debt instruments may be designated at fair value through profit or loss on initial recognition if doing so eliminates, or significantly reduces, an accounting mismatch. Financial assets at fair value through profit or loss are carried in the statement of financial position at fair value with net changes in fair value recognised in the statement of profit or loss. This category includes derivative instruments and listed equity investments. Dividends on listed equity investments are also recognised as other income in the statement of profit or loss when the right of payment has been established.

Derecognition: A financial asset is primarily derecognised (i.e., removed from the Group's consolidated statement of financial position) when either i) The rights to receive cash flows from the asset have expired or ii) the Group has transferred its rights to receive cash flows from the asset or has assumed an obligation to pay the received cash flows in full without material delay to a third party under a 'pass-through' arrangement; and either (a) the Group has transferred substantially all the risks and rewards of the asset, or (b) the Group has neither transferred nor retained substantially all the risks and rewards of the asset, but has transferred its rights to receive cash flows from an asset or has entered into a pass-through arrangement, it evaluates if, and to what extent, it has retained the risks and rewards of ownership. When it has neither transferred nor retained substantially all of the risks and rewards of the asset, nor transferred control of the asset, the Group continues to recognise the transferred asset to the extent of its continuing involvement. In that case, the Group also recognises an associated liability. The transferred

Amendments and changes to IFRS
Amendments and changes to IFRS effective from 1 January 2021 did not have a material impact for the Group. The Group has further done a preliminary assessment of future announced changes and concluded that none of these will have a material impact based on the current business and financial position of the Group

NOTE 3 // SIGNIFICANT ACCOUNTING JUDGEMENTS, ESTIMATES AND ASSUMPTIONS

The preparation of financial statements requires management to make estimates, judgments and assumptions that affect the amounts reported in the financial statements and accompanying notes. Management bases its estimates and judgments on historical experience and on various other factors that are believed to be reasonable under the circumstances, the results of which form the basis for making judgments concerning the carrying values of assets and liabilities that are not readily apparent from other sources. This presents a substantial risk that actual conditions will vary from the estimates. The key sources of estimation uncertainty at the reporting date that have a significant risk of causing a material adjustment to the carrying amounts of assets and liabilities within the next financial year are discussed below.

CRITICAL JUDGEMENTS IN APPLYING ACCOUNTING POLICIES

In general management has to apply judgement in the process of applying the Group's accounting policies, in addition to items involving estimates described below, in the process of preparing the financial statements. Management has applied significant estimates and assumptions mainly relating to the following:

- Depreciation of vessels and residual values
 - Impairment of vessels
- Depreciation of vessels and residual values. Depreciation is based on Management's estimates of the vessels' major components, useful lives of the components and the vessels' residual values less costs associated with scrapping at the end of the vessel's useful life. Estimates may change due to changes in scrap value, technological development, competition and environmental and legal requirements. Management reviews the future useful lives of each significant component and the residual values of the vessels annually, taking into consideration the above-mentioned factors and the

observable age for LNG vessels when scrapped. Scrap values are estimated based on forward prices of steel. Any changes in estimated useful lives and/or residual values impact the depreciation of the vessels prospectively. As at December 31, 2021, the vessels had a carrying value of USD 226.9 million, and total residual value was estimated at USD 24. million. Please see note 11 for further information on impairment assessment of vessels.

Impairment of vessels. Management assesses whether there are any indicators of impairment at each reporting date. Each vessel is regarded as a cash generating unit for the impairment testing.

The vessels are tested for impairment when there are indicators that the carrying amounts may not be recoverable. The recoverable amount is the higher of an asset's fair value less cost to sell (net selling price) and value in use. Fair value is the amount obtainable from the sale of an asset in an arms length transaction less the costs of disposal and is based on completed transactions of comparable assets in the market. Estimation of fair value is subject to an active transaction market.

Value in use calculations involve a high degree of estimation and several critical assumptions such as time-charter rates, utilisation, operational expenses, dry-dockings, useful life, recycling values and discount rates. The key assumptions used in the impairment assessment are disclosed in note 11, together with sensitivity tables showing the effect on recoverable amount from changes in key assumptions.

Changes in circumstances and assumptions may significantly affect the estimated recoverable amounts, and a weak shipping market may result in future impairment losses. Please see note 11 for further information on impairment of vessels.





NOTE 4 // FREIGHT INCOME

In USD thousands

	2021	2020
Freight income		
WilForce	22 836	19 610
WilPride	36 716	14 009
Total freight income	59 552	33 619

Freight income consists of revenues from time charter contracts with customers, and includes time charter hire, ballast bonuses, misc. income and bunkers compensation. MUSD 0.5 of freight income relates to bunkers compensation received from charterers' on single voyages, which is presented gross in the income statement (MUSD 1.4 in 2020).

Time charter freight income is split into a lease element and a service element. For accounting purposes the latter is recognised as revenue, as the Group satisfies its performance obligation of delivering LNG shipping services over time according to the time charter party, concurrent with recognition of the lease element. The following specifies total freight income split into the lease element and the service element:

	2021	2020
Freight income		
Lease element	49 014	24 036
Service element	10 538	9 583
Total freight income	59 552	33 619

	31.12.2021	31.12.2020
Contract balances		
Trade receivables from charterers	969	-
Contract assets	-	-
Contract liabilities	4 921	5 022
Provision sale of inventory	1 477	-

Contract liabilities arise from prepayment of time charter hire from charterers (deferred revenue). Time charter hire is usually paid monthly in advance and is recognised as revenue as the Group's performance obligations are satisfied over time. Contract assets are reclassified to trade receivables upon invoicing of charter hire.

The following specifies the contractual lease element income assessed as operational lease agreements to be received from 1 January 2022 based on firm charter contracts as per December 31, 2021:

	← 6 mon.	6 mon. - 1 yr.	→ 1 yr.	Total
Contracted future freight income				
WilForce	6 557	-	-	6 557
WilPride	8 010	-	-	8 010
Total contracted future freight income	14 567	-	-	14 567

NOTE 5 // SEGMENT INFORMATION

Operating segments

The Group currently owns and operates two LNG vessels which operate globally. For internal reporting and management purposes the Group's business is organised into one reporting segment, LNG transportation. Performance is not evaluated by geographical region as the vessels trade globally and revenue is not dependent on any specific country. The Group does not consider the domicile of its customers as a relevant decision making guideline and hence does not consider it relevant to allocate performance to specific geographical locations. Revenue from the Group's country of domicile, Norway, was NIL in 2021, same as in 2020.

Information about major customers

In 2021 the Group had three major customers individually contributing with more than 10 % of the Group's revenues at 18, 29 and 30% of total revenue, compared to five in 2020 contributing 13, 13, 15, 16, 17 and 19 %.

NOTE 6 // VOYAGE RELATED EXPENSES

In USD thousands

	2021	2020
Voyage related expenses		
Bunkers consumption	1 419	4 094
Commissions	845	584
Other voyage expenses	162	279
Total voyage related expenses	2 446	4 958

Bunker consumption relates to periods where the vessels have been idle or repositioning, and for single voyage charters where bunkers consumption has been reimbursed by the charterers (see note 4). When the vessels are on time charter contracts bunker consumption is for the charterer's expense. Commissions paid to related parties are disclosed in note 21.



NOTE 7 // OPERATING EXPENSES AND OTHER INCOME

	2021	2020
Operating expenses		
Crew expenses	5 216	5 317
Other operating expenses	3 851	2 890
Insurance expenses	967	891
Tonnage tax	1	30
Total operating expenses	10 036	9 127
Vessel repair expenses		
Machinery equipment	-	(128)
Collision	-	(132)
Total vessel repair expenses	-	(261)
Other income		
Machinery equipment (hull and machinery insurance proceeds)	54	(247)
Collision (hull and machinery insurance proceeds)	-	(378)
Loss of hire insurance proceeds from collision	-	-
Total other income	54	(625)

In September 2018 damage was incurred to certain non-critical machinery equipment on WilForce. Repairs at yard were completed in May 2019 and final settlement of the insurance claim was agreed in 2021 and an adjustment to net income of MUSD 0.1 was recognized. This compared to 2020 where net income of MUSD 0.1 was made.

In May 2019 WilForce was involved in a collision which caused hull damage, but with no harm to life or the environment. Repairs at yard were completed in September 2019 and most repair expenses and insurance recovery, including compensation for offshore was recognized in 2019. In 2020 the reported reduction on Vessel repair expenses and reduction in Other income of MUSD 0.3 and MUSD 0.6 respectively are attributable to updated cost estimates for the repair work on WilForce in 2019 and to the settling of one insurance claim. No adjustment to claims not covered by insurance, mainly related to lost time on hire, was made in 2021 and a trial to assess liability was done in late March 2022 and the company is currently waiting for the outcome of the trial.

	2021	2020
Number of seafarers		
Seafarers at year-end	55	56

NOTE 8 // ADMINISTRATION EXPENSES

In USD thousands

	2021	2020
Administration expenses		
Salaries and other remuneration	1 955	1 389
Social security cost	302	190
Pension	194	137
Other employee related expenses	20	18
Total employee related expenses	2 470	1 735
Management fees	769	709
Consultant, legal and auditor's fees	138	167
Other administrative expenses	496	438
Total administration expenses	3 874	3 049

Information regarding remuneration to key management, management fees to related parties, fees to the Board of Directors and auditor's fees is provided in note 21.

	2021	2020
Number of onshore employees		
Onshore employees year end	7	8
Average number of onshore work years	7.1	8.0

Pensions

The Group has a defined contribution plan for onshore employees which complies with the requirements in the Mandatory Occupational Pension act in Norway [Lov om obligatorisk tjenestepensjon]. The pension plan is a defined contribution plan. Contributions on salary up until 120 are funded in a life insurance company, whereas contributions on salary over 120 are transferred to a separately administered scheme and pledged towards the participating employees.

As at 31 December 2020 the Group's pension liability was KUSD 494.131 December 2019: KUSD 397

NOTE 9 // EARNINGS PER SHARE

Basic earnings per share are calculated by dividing profit/loss for the year attributable to ordinary equity holders by the weighted average number of ordinary shares outstanding during the year.

Diluted earnings per share are calculated by dividing the profit/loss for the year attributable to ordinary equity holders by the weighted average number of ordinary shares outstanding during the year plus the weighted average number of ordinary shares that would be issued on the conversion of all potentially dilutive ordinary shares to ordinary shares. The Company did not have any potentially dilutive ordinary shares as per 31 December 2021 or 31 December 2020.

Earnings per share	2021	2020
Profit/loss for year attributable to ordinary equity holders (NOK)	21 115	(7 853)
Weighted average number of shares outstanding, basic and diluted	132 548 611	132 548 611
Basic/diluted earnings per share (NOK)	0.16	(0.06)

NOTE 10 // INCOME TAXES

Tax regimes

The Company's subsidiaries in which the vessels are held are subject to Norwegian tonnage tax (NTT). Companies subject to NTT are exempt from ordinary tax on income derived from operations in international waters. The subsidiaries subject to NTT are taxed on a notional basis based on the net tonnage of the companies' vessels. Income and expenses not derived from the operation of vessels in international waters, such as finance income and expenses, are taxed according to ordinary corporate tax in Norway based on the relative composition of financial assets to total assets of the subsidiaries' balance sheets.

The Parent Company and the subsidiaries Awitco LNG Technical Management AS, Awitco LNG 1 AS, Awitco LNG 2 AS and Awitco LNG 3 AS are subject to ordinary corporation tax in Norway.

Income tax expense	2021	2020
Current income tax	-	-
Changes in deferred tax	-	-
Total income tax expense / (income)	-	-
Specification of basis for deferred tax	31.12.2021	31.12.2020
Other fixed assets	0	1
Gain/loss account	1 707	2 205
Net pension assets	73	65
Currency effects on long term debt	-	(476)
Tax loss carry forward	28 750	25 733
Basis for deferred tax asset / (liability)	30 530	27 528
Not recognised deferred tax assets (basis)	(30 530)	(27 528)
Basis for deferred tax asset / (liability)	-	-
Tax rate	22 %	22 %
Deferred tax asset / (liability)	-	-

NOTE 10 // INCOME TAXES CONT

Reconciliation of effective tax rate	2021	2020
Profit/loss before taxes	21 115	(7 853)
Tax based on ordinary tax rate (22 %)	4 645	(1 728)
Effects from:		
Loss subject to tonnage tax	(4 184)	(1 915)
Permanent differences	(154)	1
Not recognised deferred tax asset	699	1 548
Currency effects	(1 006)	2 093
Total income tax expense / (income)	-	-
Income tax payable	2021	2020
Current tax payable recognised in income statement	-	-
Current tax payable recognised directly in equity	-	-
Total income tax payable	-	-

NOTE 11 // VESSELS AND OTHER FIXED ASSETS

Vessels	2021	2020
Cost as at 1 January	420 329	419 540
Acquisition vessels		
+Newbuildings delivered		
-Capitalised dry-docking	1 154	789
+ Capitalised upgrades, dry-dock, spare parts and replacements		
Derogation of cost due to impairment loss parts and equipment		
- Disposals	(673)	-
Cost as at 31 December	420 809	420 329
Accumulated depreciation and impairment as at 1 January	82 046	69 540
- Depreciation	12 564	12 506
- Disposals	(673)	-
Accumulated depreciation and impairment as at 31 December	93 937	82 046
Carrying amount as at 31 December	326 875	338 284

Estimated useful lives:

Vessel main components	40 years	40 years
Vessel indirect leasing expenses	2 - 5 years	2 - 5 years
Dry-dock and engine overhauls	4 - 5 years	4 - 5 years
Multi-period spares	10 years	10 years
Estimated remaining useful life	33 years	34 years
Depreciation method	Straight line	Straight line

NOTE 11 // VESSELS AND OTHER FIXED ASSETS CONT

Both Willforce and WillPride are financed by sale/leaseback agreements which are described in note 3.

Depreciation: Depreciable amount is calculated as cost less residual value. Residual values are calculated based on the vessels' lightweight tonnage and an estimated scrap rate per ton, less related recycling costs. Estimated residual value per vessel is approximately USD 12 million.

Interest expense, cash outflow etc on lease liabilities: please see note 17 and note 22.

Impairment: The Group has performed an impairment assessment year end 2021, without identifying the need for any impairment charges.

The only potential impairment indicator the Group have identified is that the market value of the company at 31. December 2021 was less than the book value of net assets. The gap has decreased compared with the difference at the end of 2020. The Group have not identified other factors that indicates weaker cash inflows or larger cash outflows. Based on this, management has concluded that there is no indication of impairment of the two vessels, and as a result, no further testing of the recoverable value of the vessels has been performed.

NOTE 12 // TRADE RECEIVABLES

	31.12.2021	31.12.2020
Trade receivables	993	61
Allowance for doubtful debts	-	-
Trade receivables carrying value	993	61

According to contract terms freight income is generally paid in advance, and thus the Group has limited amounts of trade receivables. No losses have been realized on trade receivables in 2021 or 2020. See note 4 regarding contract assets and note 20 regarding management of credit risk.

Ageing analysis trade receivables

	Total	Neither past due / impaired	< 30 days	30-60 days	61-90 days	→ 90 days
31.12.2021	993	993	-	-	-	-
31.12.2020	61	61	-	-	-	-

NOTE 13 // INVENTORY

	31.12.2021	31.12.2020
Inventory	182	354
Bunkers and lube oils	182	354
Total inventory	182	354

NOTE 14 // OTHER SHORT TERM ASSETS

	31.12.2021	31.12.2020
Other short term assets		
Prepaid expenses	300	286
VAT-receivable	57	48
Insurance claims	192	138
Other short term receivables	3 835	116
Total other short term assets	4 384	590

Please see note 7 for further information on insurance claims. The insurance claims are considered as virtually certain contingent assets.

NOTE 15 // CASH AND CASH EQUIVALENTS

Currency	Code	31.12.2021		31.12.2020	
		FX rate	Carrying value	FX rate	Carrying value
US dollars	USD	1	22 460	1	11 400
Norwegian kroner	NOK	8,8194	1 177	8,5326	1 236
Total cash and cash equivalents			23 637		12 637

As at 31. December 2021 KUSD 1 733 was restricted cash related to the vessel leases (KUSD 3 191 as at 31. December 2020). KUSD 262 was restricted cash related to employee withholding tax (KUSD 98 as at 31. December 2020). KUSD 77 was restricted cash related to requirements from operating the vessels (KUSD 77 as at 31. December 2020) and KUSD 43 was restricted cash provided as deposit towards the office lease (KUSD 44 as at 31. December 2020).

NOTE 16 // PROVISIONS AND ACCRUALS

	31.12.2021	31.12.2020
Provisions and accruals		
Accrued expenses, invoice not received	216	702
Accrued interest	2 149	2 385
Deferred revenue (see note 4)	4 921	5 022
Provision sale of inventory	1 407	-
Salary related provisions	572	381
Total provisions and accruals	9 265	8 490

Please see note 7 for further information on the provisions for vessel repairs. Deferred revenue relates to time charter hire for January invoiced in December of USD 4,9 million and provision for sale of inventory of USD 1,4 million. Please see note 4 for contract liabilities.

NOTE 17 // FINANCE INCOME AND EXPENSE

Finance income	2021	2020
Interest income	1	54
Currency gains	(26)	68
Other finance income	664	1
Total finance income	639	123
Finance expenses	2021	2020
Interest expenses finance lease liabilities	10 156	13 208
Currency losses	15	363
Other finance expenses	40	20
Total finance expenses	10 211	13 591

Other finance income include dividend received from DNK of 662 KUSD. For further information on finance lease liabilities please see note 22.

NOTE 18 // FINANCIAL INSTRUMENTS

Classes of financial instruments and fair values

Financial assets at amortised cost

	31.12.2021	31.12.2020	31.12.2021	31.12.2020
Trade receivables	993	61	993	61
Other short term assets	4 084	302	4 084	302
Cash and cash equivalents	23 637	12 637	23 637	12 637
Total	28 714	12 999	28 714	12 999

Financial liabilities at amortised cost

	31.12.2021	31.12.2020	31.12.2021	31.12.2020
Lease liabilities	225 631	243 584	225 631	243 584
Trade payables	516	348	516	348
Total	226 147	243 931	226 147	243 931

Fair value of financial instruments

Fair value of trade receivables, other short term assets, cash and cash equivalents and trade payables approximate their carrying amounts due to the short-term maturities of these instruments, all categorised in fair value level 2.

The fair value of lease liabilities and other non-current liabilities is estimated by discounting future cash flows using rates for debt on similar terms, credit risk and remaining maturities, categorised in fair value level 3. The fair value of these approximates the carrying amounts, as there have been no significant changes in the market rates for similar debt financing between the date of securing the debt financing and the reporting date.

NOTE 19 // SHARE CAPITAL AND SHAREHOLDERS

Share capital	Number of shares	Par value NOK	Share capital USD
Share capital as at 31 December 2019	132 548 611	2.50	49 407
Share capital reduction	-	(2.40)	(47 431)
Issued shares	-	-	-
Share capital as at 31 December 2020	132 548 611	0.10	1 976
Share capital as at 31 December 2020	132 548 611	0.10	1 976
Share capital reduction	-	-	-
Issued shares	-	-	-
Share capital as at 31 December 2021	132 548 611	0.10	1 976

The share capital is denominated in NOK. A reduction in the nominal value of each of the Company's shares from NOK 2.5 to NOK 0.10 was resolved at the extraordinary General Meeting held 17 September 2020. All issued shares are of equal rights.

Overview of shareholders as at 31 December 2021

Shareholder	Number of shares	In %
Awitco AS	51 114 080	38.6%
The Bank of New York Mellon	26 023 392	19.6%
Morgan Stanley & Co. Int. Plc.	10 415 278	7.9%
B.O. Steen Shipping AS	4 048 809	3.1%
The Bank of New York Mellon SA/NV	2 128 210	1.6%
Vicar Anfinn Tanager	1 600 000	1.2%
Nordnet Livsforsikring AS	1 488 380	1.1%
Patronia AS	1 322 988	1.0%
The Bank of New York Mellon SA/NV	1 261 040	1.0%
Morgan Stanley & Co. International	1 255 661	0.9%
Helmer AS	908 847	0.7%
Danske Bank A/S	860 000	0.6%
J.P. Morgan Securities Plc	789 724	0.6%
Skips AS Tudor	781 429	0.6%
Total → 0.5%	103 987 838	78.5%
Other shareholders	28 560 773	21.5%
Total	132 548 611	100.0%

NOTE 20 // CAPITAL AND FINANCIAL RISK MANAGEMENT

Capital management

A key objective in Awitco LNG's capital management is to ensure that the Group maintains a capital structure in order to support its business, maintain investor and creditor confidence and maximise shareholder value. The Group evaluates its capital structure in light of current and projected cash flow, the relative strength of the shipping markets, new business opportunities and the Group's financial commitments. As part of the Group's long term capital management strategy, the Company is listed on Euronext Expand. Capital is managed on Group level, although each vessel owning company has a capital structure addressing company specific financial and operational requirements and risks.

The Group monitors its capital using the book equity ratio:

Equity ratio	31.12.2021	31.12.2020
Book equity	120 586	99 472
Total assets	356 716	352 649
Book equity ratio	34 %	28 %

Dividend policy

The Group's intention is to pay regular dividends in support of the Group's main objective of maximising returns to shareholders. Any future dividends proposed will be at the discretion of the Board of Directors and will depend upon the Group's financial position, earnings, debt covenants, capital requirements and other factors. There are no current estimates regarding the potential future dividend level or timing of dividend payments.

Financial risk management

The Group is in its business exposed to financial risks such as market risk, credit risk and liquidity risk. The Group's management identifies, evaluates and implements necessary actions to manage and mitigate these risks. The Board of Directors reviews and agrees to the policies for managing each of these risks, which are summarised below.

Market risk

Market risk from financial instruments is the risk that future cash flows of a financial instrument will fluctuate because of changes in market prices. Market risk comprises three types of risk: interest rate risk, foreign currency risk and price risk. Financial instruments held by the Group are affected by market risk. The Group does not enter into any financial instruments, including financial derivatives, for trading purposes.

Interest rate risk: At the balance sheet date the Group had outstanding lease liabilities on the vessels of MUSD 225.6 that was subject to a floating interest charge (USD LIBOR). A 100 bps change in USD libor would have an effect on the profit/loss for the reporting period of MUSD 2.3 and no direct effect on equity. The Group also had bank deposits subject to floating NIBOR and LIBOR rates. No interest rate derivatives have been entered into to mitigate the floating interest rate risk. The Group continually assess the need for hedging interest rate risk.

Foreign currency risk: The functional currency of all the entities in the Group is USD, and the Group has limited currency risk arising from operations, as income and the majority of operating expenses and vessel investments are denominated in USD. However, the Group has exposure to NOK, as administration expenses and parts of cash and cash equivalents, other short term assets, trade payables and provisions and accruals are denominated in NOK. Financial instruments denominated in currencies other than USD at 31 December 2021 include trade payables, other short term assets and bank deposits in NOK, which represents a net long exposure to NOK. Based on these financial instruments denominated in NOK at 31 December 2021, a 10 % change in the USD/NOK rate would have an effect on the profit/loss for the reporting period of MUSD 92 and no direct effect on equity (MUSD 118 in profit/loss) effect in 2020.

Price risk: The Group will normally have limited exposure to risks associated with price fluctuations on bunker oil, as the bunkers is for the charterers account when the vessels are on contract. The Group has currently not entered into any bunkers derivatives, however this is subject to continuous assessments.

NOTE 20 // CAPITAL AND FINANCIAL RISK MANAGEMENT CONT

The Group is also subject to price risk related to the spot/short term charter market for chartering LNG carriers, which is uncertain and volatile and will depend upon, among other things, the natural gas prices, tonnage supply and energy markets which the Group cannot predict. Currently, no financial instruments has been entered into to reduce this risk.

Credit risk

Credit risk refers to the risk that a counterparty defaults on its contractual obligations resulting in financial loss to the Group. The Group is exposed to credit risk from its operating activities through trade receivables and from its financing activities, including deposits with banks.

The Group aims to do business with creditworthy counterparties only. Prior to entering into a charterparty the Group evaluates the credit quality of the customer, assessing its financial position, credit rating, past experience and other factors. If the counterparty is not assessed as of adequate credit quality the Group may demand guarantees and/or prepayment of charter hire to reduce credit risk to an acceptable level. Charter hire is generally paid in advance, effectively reducing the potential exposure to credit risk. The credit quality of outstanding trade receivables as at 31 December 2021 is assessed as very good. The Group has measured the expected credit loss for the coming twelve months and estimated it to NIL. Furthermore, as disclosed in note 12, none of the trade receivables outstanding as at 31 December 2021 are due. Bank deposits are deposited with internationally recognised financial institutions with a high credit rating. Currently, bank deposits are with banks rated Aaa by Moody's, hence the assessed credit risk is minimal.

Awitco LNG has not provided any material guarantees for third parties' liabilities, and the maximum exposure to credit risk is represented by the carrying amount of financial assets in the statement of financial position

Liquidity risk

The Group's approach to managing liquidity risk is to ensure, as far as possible, that it has sufficient liquidity and/or undrawn committed credit facilities at all times to meet its obligations without incurring unacceptable losses or risking damage to the Group's reputation. To ensure this, the Group continuously monitors the maturity of the financial assets and liabilities and projected cash flows from operations. Please see the liquidity risk section in the Board of Directors' report for further information.

The Wiforce and Wiforce sale/leaseback facilities provided by CCB Financial Leasing Co. Ltd (CCBFL) contains a minimum value clause in addition to financial covenants that require the Awitco LNG Group to maintain consolidated minimum cash and cash equivalents of USD 10.0 million and positive consolidated working capital. On 22 June 2020 the Company and CCBFL agreed to make certain temporary amendments to financial covenants in the sale/leaseback facilities for both vessels. The required minimum consolidated cash and cash equivalents financial covenant of USD 10.0 million was reduced to USD 2.0 million. On 23 November 2020 the temporary amendments outlined above were extended for a further six-month period from 1 January 2021 to 30 June 2021. The temporarily amended cash covenant of USD 2.0 million ended on June 30, 2021 and the Company is in compliance with all ordinary reinstated covenants.

The table below summarises the maturity profile of the Group's financial liabilities based on contractual undiscounted payments:

Per 31 December 2021	← 3 months	3-12 months	1-5 years	→ 5 years	Total
Trade payables	516	-	-	-	516
Interest-bearing debt	4 688	14 064	75 008	135 927	225 631
Minimum interest payment	2 216	6 305	26 909	13 416	48 845
Total	7 420	20 369	101 917	149 342	274 992
Per 31 December 2020	← 3 months	3-12 months	1-5 years	→ 5 years	Total
Trade payables	348	-	-	-	348
Interest-bearing debt	4 688	14 064	75 008	154 677	248 437
Minimum interest payment	2 452	6 615	28 790	18 433	56 291
Total	7 488	14 064	75 008	154 677	305 075

NOTE 21 // RELATED PARTIES

To provide the Group with access to important and required knowledge and services, the Group has entered into the following agreements and transactions with related parties:

Related party	Description of service	No.
Awilco Technical Services AS (ATS)	Technical Sub-management Services	1
Awilhelmsen Management AS (AWM)	Administrative Services	2
Fearnleys AS	Ship Brokering Services	3

(1) The Group's in-house technical manager, Awilco LNG Technical Management AS (ALNG TM), has entered into a sub-management agreement with ATS, whereby ATS assists ALNG TM in management of the Group's fleet. The sub-management services also include management for hire of the managing director in ALNG TM. ALNG TM pays ATS a management fee based on ATS' costs plus a margin of 7%, cost being time accrued for the sub-manager's employees involved. The fee is subject to quarterly evaluation, and is regulated according to the consumer price index in Norway. The agreement can be terminated by both parties with three months notice. ATS is 100% owned by Awilco AS.

(2) AWM provides the Group with administrative and general services including accounting, payroll, legal, secretary function and IT. The Group pays AWM a management fee based on AWM's costs plus a margin of 5%. The fee is subject to semi-annual evaluation, and is regulated according to the consumer price index in Norway. The agreement can be terminated by both parties with three months notice. AWM is 100% owned by Awilhelmsen AS, which owns 100% of Awilco AS.

(3) One of the Company's Board Members was per December 31, 2021 employed by Astrup Fearnleys AS, a subsidiary of Astrup Fearnleys AS, delivers ship brokering services on a competitive basis to the Group.

Purchases from related parties	2021	2020
Awilco Technical Services AS	519	480
Awilhelmsen Management AS	250	229
Fearnleys AS	7	76

Purchases from related parties are included as part of Administration expenses in the income statement, except from commissions paid to the Fearnleys AS, which are included in Voyage related expenses.

Balances with related parties (liabilities)	31.12.2021	31.12.2020
Awilco Technical Services AS	25	55
Awilhelmsen Management AS	-	-
Fearnleys AS	-	-

Balances with related parties (liabilities) are presented as Trade payables or Provisions and accruals in the statement of financial position.

Balances with related parties (assets)	31.12.2021	31.12.2020
Awilco Technical Services AS	167	162
Awilhelmsen Management AS	-	-
Astrup Fearnleys Group	-	-

Balances with related parties (assets) are presented as Trade receivables in the statement of financial position.

NOTE 21 // RELATED PARTIES CONT

Remuneration to key management

2021 Remuneration	Salary	Bonus	Pensions	Other	Total
CEO Jon Skule Storheill	403	196	57	3	659
CFD Per Heiberg *	198	48	28	2	276
Prev. CFO Øyvind Ryssdal**	80	0	2	0	82
Total	681	244	87	5	1 017

* From April 6, 2021

** Up until January 31, 2021

2020 Remuneration	Salary	Bonus	Pensions	Other	Total
CEO Jon Skule Storheill	383	5	51	2	441
CFD Øyvind Ryssdal	213	5	22	42	282
Total	596	10	74	44	723

Loans, advances and guarantees

Awilco LNG has not provided any loans, advances or guarantees to key management.

The Board of Directors' guidelines regarding remuneration to leading persons

The guidelines regarding remuneration to leading persons have been prepared by the board of directors in accordance with section 6-16 a of the Norwegian Public Limited Liability Companies Act and was adopted by the Annual General Meeting in 2021. Awilco LNG will present a report on remuneration to leading persons to be approved by the Annual general meeting in 2022.

The guidelines set out for determination of salaries and other remuneration applies to leading persons in the Company. The following guidelines were applied in 2021:

General policy: The Company shall offer competitive terms of compensation for senior executives to enable the Company to recruit, motivate and retain senior executives. Competitive terms are defined as terms at the same level as those offered by comparable businesses. The total remuneration shall reflect the responsibility and obligations of senior executives, and promote added value to the Company and its shareholders. The remuneration should not be of such a nature or extent that it may negatively impact the Company's reputation. It is the view of the Board that these objectives are important to the Company's business strategy and long-term interests.

The Board determines the remuneration of the chief executive officer. The chief executive officer determines the remuneration of other senior executives. The remuneration of the members of the Board is determined by the Company's general meeting.

Salary and remuneration: Remuneration to senior executives consists of fixed and variable compensation. The fixed compensation consists of a base salary and also includes insurance and pension schemes, car allowance, parking, newspaper and communications to the extent deemed appropriate. The fixed compensation will normally constitute the main part of the remuneration to senior executives. The Company offers a defined contribution plan whereby pension contributions towards salary up to 120 are funded in a life insurance company. Contributions towards salary above 120 are funded by the Company and transferred to a separately administered scheme and pledged towards the participating employees. The plan complies with the requirements in the Mandatory Occupational Pension Act in Norway. The Company's senior executives are covered by this defined contribution plan. The Company does not have any other pension arrangements for senior executives.

NOTE 21 // RELATED PARTIES CONT

The variable compensation consists of variable bonus. Bonus to senior executives shall be related to collective and individual goals, partly based on defined parameters (KPIs) and partly a discretionary evaluation of the Company's and employee's performance. Bonus payments shall reflect the values brought to the Company and its shareholders, as well as individual achievements. The potential bonus to the CEO is not limited, while the potential bonus to the CFO is limited to 12 months salary.

The Company's CEO and CFO has an agreement of 18 and 12 months severance payment respectively including a six month period of notice in case of involuntary resignation or by redundancy.

The Company has no current plans to offer senior executives warrants, options or other forms of remuneration related to shares or the development of the share price in the Company or other companies within the Avitico LNG Group. Issue of shares or granting of share-based payments to senior executives shall only take place upon the General Meeting's approval. This shall not prevent senior executives from taking part in equity issues on the same terms as other investors.

The remuneration of the members of the Board will consist of an annual fixed fee unless the general meeting of the Company decides otherwise. No member of the Board is entitled to any variable remuneration or any compensation upon termination of the membership of the Board.

The Company has no current plans to offer senior executives warrants, options or other forms of remuneration related to shares or the development of the share price in the Company or other companies within the Avitico LNG Group. Issue of shares or granting of share-based payments to senior executives shall only take place upon the General Meeting's approval. This shall not prevent senior executives from taking part in equity issues on the same terms as other investors.

Evaluation of compensation to key management in the previous year: The compensation to key management in the previous year was in accordance with the same principles described above. Further details regarding remuneration to key management is specified above.

Remuneration to Board of Directors

Remuneration to the Board of Directors consists of a Director's fee which is fixed for the year depending on the role on the Board as well as compensation for other Board elected committees. The Board's fees are approved by the Annual General Meeting.

Balances with related parties (assets)	31.12.2021	31.12.2020
Avitico Technical Services AS	167	162
Avilhelmen Management AS	-	-
Astrup Fearnley Group	-	-

Balances with related parties (assets) are presented as Trade receivables in the statement of financial position.

2021 Remuneration

	Director's fee	Audit committee fee	Remuneration committee fee	Total
Symne Syrrist	41	6	6	52
Annette Malm Justad	23	-	-	23
Jens-Julius Nygaard	23	3	3	26
Jon-Aksel Torgersen	23	3	3	29
Steve Christy	12	-	-	12
Total compensation for the period	122	9	12	142

NOTE 21 // RELATED PARTIES CONT

2020 Remuneration

	Director's fee	Audit committee fee	Remuneration committee fee	Total
Symne Syrrist	37	5	5	48
Annette Malm Justad	21	-	-	21
Jens-Julius Nygaard	21	-	-	21
Jon-Aksel Torgersen	21	5	5	27
Ole Christian Hvidsten	21	5	-	27
Total compensation for the period	122	11	11	144

Directors' and key management's shares and options in the Company

Board of Directors

	Ordinary shares
Symne Syrrist	-
Annette Malm Justad	-
Jens-Julius Nygaard	-
Jon-Aksel Torgersen	577 564
Ole Christian Hvidsten	-
Total	577 564

Key management

	Ordinary shares
CEO Jon Skule Storhaill	140 000
CFO Per Heiberg	-
Total	140 000

Auditor's fee	2021	2020
Statutory audit (expensed)	77	66
Other assurance services	-	1
Tax advisory	-	3
Total fees to auditor, excl. VAT	77	70

NOTE 22 // INTEREST-BEARING DEBT

Subsequent to the delivery of WilForce and WilPride in 2013, the vessels were sold to companies in the Teekay LNG Partners L.P. Group (Teekay) for MUSD 235 less MUSD 50 in pre-paid charter hire each, and chartered back by Awilco LNG on bareboat basis with repurchase obligations at the end of the lease period.

In May 2017 the bareboat agreements with Teekay for both vessels were renegotiated and the leases were extended to 31 December 2019 +/- 60 days in Awilco LNG's option.

The financial leases with Teekay were refinanced in early January 2020 with a new 10-year sale-leaseback facility provided by CCB Financial Leasing Co., Ltd. (CCBFL), a wholly owned subsidiary of China Construction Bank (CCB).

Both vessels were sold for a gross consideration of USD 175.0 million per vessel, including non-amortizing and non-interest bearing pre-paid charter hire of USD 43.75 million per vessel, enabling a full take out of the Teekay sale-leaseback agreements. The vessels are chartered back on bareboat basis to wholly owned subsidiaries of the Company for a period of up to 10 years. The CCBFL facility bears a 14-year straight line amortisation profile and carries a floating interest rate structure based on 3-month USD libor plus a margin of 370 bps.

The Group has rolling repurchase options starting after three years and repurchase obligations at maturity of the facility at USD 37.5 million per vessel.

The facility contains a minimum value clause in addition to financial covenants that require the Group to maintain consolidated minimum cash and cash equivalents of USD 10.0 million and positive consolidated working capital.

On 22 June 2020 the Company and CCBFL agreed to make certain temporary amendments to financial covenants in the sale-leaseback facilities for both vessels. The required minimum consolidated cash and cash equivalents financial covenant of MUSD 10.0 was reduced to MUSD 2.0 and the required consolidated positive working capital financial covenant was waived, both effective for a six-month period from 1 July 2020 to 31 December 2020.

On 23 November 2020 the temporary amendments outlined above were extended for a further six-month period, from 1 January 2021 to 30 June 2021. As a condition of the above extension, the Company is restricted from declaring or paying dividends if the consolidated cash position of the Awilco LNG Group is lower than USD 20.0 million.

The temporary amendment expired on June 30, 2021 and at December 31, 2021 the Group was in compliance with ordinary financial covenants in the facilities.

Carrying amount

The net carrying amount of the lease liabilities and other interest bearing debt is presented as follows:

	31.12.2021	31.12.2020
Short-term interest bearing debt	18 890	18 843
Long-term interest bearing debt	206 906	225 004
Total	225 796	243 846

Interest bearing debt is presented net of capitalized transaction costs which are amortised over the repayment period for the debt.

NOTE 22 // INTEREST-BEARING DEBT CONT

Payments towards lease liabilities

	2021	Total
Lease payments WilForce	9 375	14 156
Lease payments WilPride	9 375	14 160
Total	18 750	28 316

	2020	Total ¹⁾
Lease payments WilForce	7 031	16 767
Lease payments WilPride	7 031	16 802
Total	14 062	33 569

¹⁾Including transaction costs

Future minimum lease payments and their present value

Per 31 December 2021

	← 1 year	1-5 yrs	→ 5 yrs	Total
Minimum lease payments	18 750	75 002	135 935	229 687
Present value of min. lease payments	18 486	67 287	102 902	188 674

Per 31 December 2020

	← 1 year	1-5 yrs	→ 5 yrs	Total
Minimum lease payment ¹⁾	18 750	75 002	154 685	248 437
Present value of min. lease payments	18 479	67 099	113 445	199 022

¹⁾Including contractual minimum interest payments

NOTE 22 // INTEREST-BEARING DEBT CONT

Reconciliation of movements of liabilities to cash flows arising from financing activities

	Liabilities		
	Other non-current liabilities	Long-term interest bearing debt	Short-term interest bearing debt
Balance as at 1 January 2021	-	225 004	18 843
Repayment of borrowings	-	-	(18 750)
Interest and borrowing costs paid	(9 566)	-	-
Total changes from financing cash flows	(9 566)	-	(18 750)
Balance as at 31 December 2021	-	206 906	18 890

Liability related changes

Reclass. from short-term to long-term

(47)

47

Balance as at 31 December 2021 225 796

Liabilities

	Liabilities		
	Other non-current liabilities	Long-term interest bearing debt	Short-term interest bearing debt
Balance as at 1 January 2020	-	-	260 187
Repayment of borrowings	-	-	(270 428)
Proceed from financing	-	-	262 500
Interest and borrowing costs paid	(11 093)	-	(8 413)
Total changes from financing cash flows	(11 093)	-	(16 941)
Balance as at 31 December 2020	-	225 004	18 843

Liability related changes

Reclass. from short-term to long-term

(225 004)

225 004

Balance as at 31 December 2020 18 843

NOTE 23 // SUBSIDIARIES

The consolidated financial statements include the financial statements of Awilco LNG ASA and its subsidiaries listed in the table below:

Company name	Country	Principal activity	Date incorporated	Ownership/ voting share
Awilco LNG 1 AS	Norway	Former vessel SPV	2 February 2011	100 %
Awilco LNG 2 AS	Norway	Former vessel SPV	2 February 2011	100 %
Awilco LNG 3 AS	Norway	Former vessel SPV	2 February 2011	100 %
Awilco LNG 4 AS	Norway	Owner of LNG/C-MIForce	6 May 2011	100 %
Awilco LNG 5 AS	Norway	Owner of LNG/C-MIForce	6 May 2011	100 %
Awilco LNG Technical Management AS	Norway	Technical management	17 September 2012	100 %

NOTE 24 // COMMITMENTS, CONTINGENCIES AND GUARANTEES

Operating lease commitments

The Group has no operating lease commitments as at 31 December 2021.

Contingent assets

As disclosed in note 7 MIForce was involved in a collision in May 2019 which caused hull damage, but with no harm to life or the environment. Based on an assessment of facts and legal advice Awilco LNG holds the other vessel fully and completely liable for the collision, and the Company expects to recover costs, expenses and losses beyond proceeds from the Group's insurers from the other party, including insurance deductibles, off-hire and lost time charter hire, in due course. This claim will not be reflected in Awilco LNG's financial statements until the awarded compensation is determined, as it is for accounting purposes considered a contingent asset.

NOTE 25 // EVENTS AFTER THE REPORTING DATE

Investment

In January the Company purchased 700,000 shares in Cool Company Limited at a total cost of USD 7 million representing an ownership of approximately 1.75% when the transaction to acquire eight TPDE vessels from Golar LNG is completed.

Operation

At the date of this report both vessels have been redelivered from their multi-month contracts and are trading on spot contracts around at rates around cash brake even.

Geopolitical unrest

The Russian invasion of Ukraine has caused large geopolitical uncertainties and increased uncertainty on how energy markets, including transportation of LNG, will evolve going forward. This uncertainty increase uncertainty on both earnings and running cost for Awilco LNG going forward. None of our vessels or any other operations are directly involved in any trade in the region.



**Parent Company
Financial
Statements
and Notes**

—



Parent - figures in NOK

PARENT COMPANY STATEMENT OF FINANCIAL POSITION

In NOK thousands	Note	31.12.2021	31.12.2020
ASSETS			
Non-current assets			
Pension assets	3	4 504	3 461
Other fixed assets		72	81
Shares in subsidiaries	6	679 665	679 665
Loans to subsidiaries	6	85 603	85 603
Total non-current assets		769 844	769 010
Current assets			
Short term receivables subsidiaries	6	5 239	30 122
Other short term assets		503	999
Cash and cash equivalents	7	150 291	77 065
Total current assets		156 032	108 186
Total assets		925 876	877 196
EQUITY AND LIABILITIES			
Equity			
Share capital	8	13 255	13 255
Share premium		748 849	748 849
Other paid-in capital	8	419 800	419 800
Retained earnings		(406 145)	(391 772)
Total equity		775 759	790 132
Non-current liabilities			
Pension liabilities	3	5 144	4 215
Total non-current liabilities		5 143	4 215
Current liabilities			
Short term payables subsidiaries	6	1 137	891
Inter company debt	6	138 880	78 951
Trade payables		278	56
Income tax payable	5		
Provisions and accruals	9	4 680	3 052
Total current liabilities		144 975	82 850
Total equity and liabilities		925 876	877 196

PARENT COMPANY INCOME STATEMENT

In NOK thousands	Note	2021	2020
Operating income	6	8 037	5 693
Administration expenses	3	25 847	20 560
Earnings before interest, taxes, depr. and amort. (EBITDA)		(17 810)	(14 867)
Depreciation and amortisation	9		
Impairment (reversals) of shares in subsidiaries	6	-	238 400
Earnings before interest and taxes		(17 810)	(252 276)
Finance income	4	3 740	7 132
Finance expenses	4	314	1 743
Net finance income/(expense)		3 445	5 389
Profit/(loss) before taxes		(14 373)	(247 887)
Income tax expense	5	-	-
Profit/(loss) for the period		(14 373)	(247 887)
Allocations/transfers of profit/(loss) for the period:			
Allocated to/(transferred from) retained earnings		(14 373)	(247 887)
Total allocations and transfers		(14 373)	(247 887)

Parent - figures in NOK



Parent - figures in NOK

PARENT COMPANY CASH FLOW STATEMENT

In NOK thousands	Note	2021	2020
Cash Flows from Operating Activities:			
Profit/(loss) before taxes		(14 373)	(247 887)
Items included in profit/(loss) not affecting cash flows:			
Depreciation and amortisation of property, plant and equipment		9	9
Impairment of shares in subsidiaries	6	-	238 400
Changes in operating assets and liabilities:			
Other short term assets		503	(219)
Short term receivables/payables subsidiaries		85 159	2 570
Trade payables, provisions and accruals		1 936	(3 446)
I) Net cash provided by / used in operating activities		73 232	(10 573)
Cash Flows from Investing Activities:			
Loans to/from subsidiaries	6	-	-
Investment in other fixed assets		-	0
II) Net cash provided by / used in investing activities		-	0
Cash Flows from Financing Activities:			
Proceeds from borrowings		-	-
III) Net cash provided by / used in financing activities		-	-
Net change in cash and cash equivalents (I+II+III)		73 232	(10 573)
Cash and cash equivalents at start of period	7	77 065	87 638
Cash and cash equivalents at end of period	7	150 297	77 065

PARENT COMPANY STATEMENT OF CHANGES IN EQUITY

For the period ended 31 December 2021	Share capital	Share premium	Other paid-in capital	Retained earnings	Total equity
In NOK thousands					
Equity at 1 January 2021	13 255	748 849	419 800	(391 772)	790 132
Profit/(loss) for the period	-	-	-	(14 373)	(14 373)
Balance as at 31 December 2021	13 255	748 849	419 800	(406 146)	775 758
For the period ended 31 December 2020					
In NOK thousands					
Equity at 1 January 2020	331 372	748 849	101 683	(143 885)	1 038 019
Profit/(loss) for the period	-	-	-	(247 887)	(247 887)
Share capital reduction	(318 117)	-	318 117	-	-
Balance as at 31 December 2020	13 255	748 849	419 800	(391 772)	790 132

Parent - figures in NOK

PARENT COMPANY NOTES TO THE FINANCIAL STATEMENTS

NOTE 1 // CORPORATE INFORMATION

Awilco LNG ASA (the Company) is a public limited liability company incorporated and domiciled in Norway. Its registered office is Beddingen 8, 0250 Oslo, Norway. The Company was incorporated 2 February 2011 and is listed on Euronext Euronext with the ticker ALNG.

Awilco LNG ASA is through its subsidiaries engaged in the operation of and investments in LNG transportation vessels.

NOTE 2 // SUMMARY OF SIGNIFICANT ACCOUNTING POLICIES

BASIS FOR PREPARATION

The financial statements of Awilco LNG ASA have been prepared in accordance with the Norwegian accounting act and generally accepted accounting principles in Norway. The financial statements are presented in Norwegian kroner (NOK), rounded off to the nearest thousands, except as otherwise indicated. The financial statements are prepared in English, as approved by the Norwegian Directorate of Taxes.

The principal accounting policies applied in the preparation of these financial statements are set out below.

SHARES IN SUBSIDIARIES

Shares in subsidiaries are measured at cost less accumulated impairment losses. Such assets are impaired to fair value when the decrease in value is for reasons not considered being of a temporary nature and must be deemed necessary based on generally accepted accounting principles. Impairment losses are reversed when the rationale for the recognised impairment loss no longer applies. Dividends, group contributions and other distributions from subsidiaries are recognised in the same period as they are recognised in the financial statement of the subsidiary. If dividends and group contributions exceed withheld profits after the acquisition date, the excess amount represents repayment of invested capital and will be deducted from the carrying value of the subsidiary in the balance sheet of the Company.

FOREIGN CURRENCY

The functional currency of the Company is USD whereas the presentation currency is NOK. Transactions in foreign currencies are recorded at the rate of exchange on the date of the transaction. Monetary assets and liabilities denominated in

other currencies are translated at the exchange rate applicable at the balance sheet date. Realised and unrealised foreign currency gains or losses on monetary items are presented as finance income or finance expenses.

REVENUE RECOGNITION

Revenues from the sale of services are recognised in the income statement once services have been rendered.

OTHER FIXED ASSETS

Other fixed assets are capitalised and depreciated linearly over the estimated useful life. Costs for maintenance are expensed as incurred. If the carrying value of other fixed assets exceeds the estimated recoverable amount, the asset is written down to the recoverable amount. The recoverable amount is the higher of the net realisable value and value in use. In assessing value in use, the discounted estimated future cash flows from the asset are used.

CLASSIFICATION OF ITEMS IN THE BALANCE SHEET

Current assets and current liabilities include items that fall due for payment within one year after the balance sheet date. The short-term part of long-term debt is classified as short-term debt.

LOANS AND RECEIVABLES

Loans and receivables are initially recognised at fair value net of any transaction costs. The assets are subsequently carried at amortised cost using the effective interest method, if the amortisation effect is material, and the carrying amount is subsequently reduced by any impairment losses.

TAXES

The income tax expense consists of current income tax and changes in deferred tax.

Current income tax is the expected tax payable or receivable on the taxable income or loss for the year.

Deferred income tax is provided using the liability method on temporary differences at the reporting date between the tax bases of assets and liabilities and their carrying amounts in the financial statement.

Deferred tax liabilities are recognised for all taxable temporary differences. Deferred tax assets are recognised for all deductible temporary differences to the extent that it is probable that taxable profits will be available against which the deductible temporary difference can be utilised. Deferred income tax is calculated on temporary differences arising



on investments in subsidiaries, except where the timing of the reversal of the temporary difference is controlled by the Company.

Current income tax and deferred tax is recognised in profit or loss except to the extent that it relates to items recognised directly in equity.

PENSIONS

The Company is required to provide a pension plan towards its onshore employees, and has implemented a defined contribution plan. The plan, which is fully funded, complies with the requirements in the Mandatory Occupational Pension act in Norway ("Lov om obligatorisk pensjesteypning"). Contributions on salary up until 12G are funded in a life insurance company, whereas contributions on salary above 12G are transferred to a separately administered scheme and pledged towards the participating employees. G refers to the Norwegian National Insurance basic amount.

Contributions to the pension plan are recognised as an employee benefit expense in the income statement when they fall due. Prepaid contributions are recognised as an asset to the extent that a cash refund or a reduction in the future payments is expected. The Company has no further payment obligations once the contributions have been paid.

The liability arising from the plan → 12G is classified as a non-current liability in the statement of financial position. Changes in the liability are recognised as employee benefit expenses in the income statement in the periods during which services are rendered by employees. The liability becomes payable to the employee upon termination, voluntary or involuntary, of the employment.

CASH AND CASH EQUIVALENTS

Cash represents cash on hand and deposits with banks that are repayable on demand. Cash includes restricted employee taxes withheld. Cash equivalents represent short-term, highly liquid investments which are readily convertible into known amounts of cash with original maturities of three months or less.

DIVIDENDS

Proposed dividend payments from the Company are recognised as a liability in the financial statements on the reporting date 31 December the current year.

CASH FLOW STATEMENT

The cash flow statement is presented using the indirect method.

NOTE 3 // ADMINISTRATION EXPENSES

	2021	2020
Administration expenses		
Salaries and other remuneration	13 015	9 824
Social security cost	2 350	1 561
Pension	1 240	1 204
Other employee related expenses	136	132
Total employee related expenses	16 742	12 721
Management fees	1 537	1 499
Consultant, legal and auditor's fees	2 390	1 236
Other administration expenses	5 178	5 104
Total administration expenses	25 847	20 560

Information regarding management fees to related parties is provided in note 6.

	2021	2020
Number of employees		
Employees year end	5	5
Average number of work years	4,8	5

Pensions

The Company has a defined contribution plan for its employees which complies with the requirements in the Mandatory Occupational Pension act in Norway ("Lov om obligatorisk pensjesteypning"). Contributions on salary up until 12G are funded in a life insurance company, whereas contributions on salary over 12G are transferred to a separately administered scheme and pledged towards the participating employees. G refers to the Norwegian National Insurance basic amount.

Remuneration to key management

Please see note 21 in the consolidated financial statements for disclosures regarding remuneration to key management.

Remuneration to Board of Directors

Please see note 21 in the consolidated financial statements for disclosures regarding remuneration to Board of Directors.

	2021	2020
Auditor's fee		
Statutory audit	431	408
Other assurance services	-	-
Tax advisory	-	-
Total fees to auditor, excl. VAT	431	408

NOTE 4 // FINANCE INCOME AND EXPENSE

Finance income	NOTE	2021	2020
Interest income		4	405
Interest income group companies	6	3 203	3 137
Currency gain		279	1 035
Dividends and group contributions from subsidiaries		0	2 263
Other finance income group companies		274	291
Total finance income		3 760	7 132

Finance expenses	NOTE	2021	2020
Interest expense		276	59
Interest expense group companies	6	94	361
Currency loss		55	1 282
Other finance expenses		42	42
Total finance expenses		468	1 743

Currency gains and losses mainly relate to translation effects from bank accounts and balances with subsidiaries denominated in USD and translated into NOK at the balance sheet date. See note 6 for a specification of finance income and expense payable from/to group companies.

NOTE 5 // INCOME TAXES

Tax regime

The Company is subject to ordinary corporation tax in Norway at a tax rate of 22 % in 2021.

Income tax expense	2021	2020
Current income tax	-	-
Changes in deferred tax	-	-
Total income tax expense / (income)	-	-

Specification of basis for deferred tax

	31.12.2021	31.12.2020
Other fixed assets	2	5
Loans to group companies (currency effects)	-	-
Provisions and accruals	-	-
Pension assets	(4 504)	(3 661)
Pension liabilities	5 144	554
Tax loss carry forward	61 976	49 580
Basis for deferred tax asset / (liability)	62 518	50 139
Not recognised deferred tax assets (basis)	(62 518)	(50 139)
Basis for deferred tax asset / (liability)	-	-
Tax rate	22 %	22 %
Deferred tax asset / (liability)	-	-

Recognition of deferred income tax assets is subject to strict requirements in respect of the ability to substantiate that sufficient taxable profit will be available against which the unutilised tax losses can be used. Based on these requirements and an assessment by the Company deferred tax assets arising from tax loss carry forward has not been recognised. Utilisation of the tax loss carry forward is not limited in time.

NOTE 5 // INCOME TAXES CONT

Recognition of deferred income tax assets is subject to strict requirements in respect of the ability to substantiate that sufficient taxable profit will be available against which the unutilised tax losses can be used. Based on these requirements and an assessment by the Company deferred tax assets arising from tax loss carry forward has not been recognised. Utilisation of the tax loss carry forward is not limited in time.

Reconciliation of effective tax rate	2021	2020
Profit/(loss) before taxes	(14 273)	(247 887)
Tax based on ordinary tax rate (22 %)	(3 142)	(54 535)
Effects from:		
Permanent differences	440	52 463
Not recognised deferred tax assets	2 722	2 072
Total income tax expense / (income)	(0)	(0)

Income tax payable	2021	2020
Current tax payable recognised in income statement	-	-
Current tax payable recognised directly in equity	-	-
Total income tax payable	-	-

NOTE 6 // RELATED PARTIES

Transactions with related parties

To provide the Company with access to important and required knowledge and services, the Company has entered into various agreements with related parties. Information regarding these contracts and the transactions and balances with related parties, except for transactions and balances with subsidiaries, is provided in note 21 in the consolidated financial statement. Transactions with subsidiaries are disclosed below.

Subsidiaries

As at 31 December 2021 the Company has the following subsidiaries:

Company name	Country	Principal activity	Date incorporated
Awilco LNG 1 AS	Norway	Former vessel SPV	2 February 2011
Awilco LNG 2 AS	Norway	Former vessel SPV	2 February 2011
Awilco LNG 3 AS	Norway	Former vessel SPV	2 February 2011
Awilco LNG 4 AS	Norway	Owner of LNG/C W/Force	6 May 2011
Awilco LNG 5 AS	Norway	Owner of LNG/C W/Force	6 May 2011
Awilco LNG Technical Management AS	Norway	Technical management	17 September 2012

The subsidiaries' registered office is Beddingan 8, 0250 Oslo, Norway.

NOTE 6 // RELATED PARTIES AND INVESTMENTS IN GROUP COMPANIES CONT

Parent - figures in NOK

Cash pool deposits subsidiaries	Company name	Note	31.12.2021	31.12.2020
	Awitico LNG 1 AS		9 629	9 347
	Awitico LNG 2 AS		1 572	1 557
	Awitico LNG 3 AS		24 259	25 446
	Awitico LNG 4 AS		4 437	32 786
	Awitico LNG 5 AS		82 253	(25 395)
	Awitico LNG Technical Management AS		14 731	9 715
	Total	7	138 890	53 455

Transactions with subsidiaries

Commercial management fee
Awitico LNG ASA provides commercial management services to the vessel owning subsidiaries. The commercial management fees are based on a fixed fee of USD 1 000 000 per vessel per year a fixed percentage of gross freight income of 1,25 %.

Subsidiary	2021	2020
Awitico LNG 4 AS	3 318	2 980
Awitico LNG 5 AS	4 719	2 712
Total	8 037	5 693

Project management fee Awitico LNG Technical Management AS

A subsidiary of the Company, Awitico LNG Technical Management AS, provides project management services to the Company. In 2021 the Company paid a fee of TNDK 853 for these services (TNDK 671 in 2020).

Guarantee commission from subsidiaries

The Company has issued guarantees towards the lessor of Wilforce and WilPride on behalf of lessees Awitico LNG 4 AS and Awitico LNG 5 AS respectively, see note 11. A guarantee commission of TNDK 137 was charged each of the two subsidiaries in 2021 (TNDK 145 each in 2020).

Subsidiary	2021	2020
Awitico LNG 1 AS	-	-
Awitico LNG 2 AS	-	-
Awitico LNG 3 AS	-	-
Awitico LNG 4 AS	1 070	1 056
Awitico LNG 5 AS	2 067	2 074
Awitico LNG Technical Management AS	34	7
Total	3 171	3 137

NOTE 6 // RELATED PARTIES AND INVESTMENTS IN GROUP COMPANIES CONT

Parent - figures in NOK

Company name	Ownership/ voting share	Carrying amount 31.12.2021	Carrying amount 31.12.2020
Awitico LNG 1 AS	100 %	8 692	8 692
Awitico LNG 2 AS	100 %	1 146	1 146
Awitico LNG 3 AS	100 %	10 008	10 008
Awitico LNG 4 AS	100 %	373 800	373 800
Awitico LNG 5 AS	100 %	275 900	275 900
Awitico LNG Technical Management AS	100 %	10 120	10 120
Total carrying amount 31 December		679 665	679 665

Balances with subsidiaries

The Company provides financing to its subsidiaries through both long-term and short-term loans. Interest on both long-term loans and short-term receivables/payables is agreed to LIBOR + 3 % for USD denominated loans and NIBOR + 3 % for NOK denominated loans. See below for interest income from subsidiaries.

Balances with subsidiaries as at 31 December 2021

Subsidiary	Long-term loans (+) /borrowings (-)	Short-term receivables	Short-term payables
Awitico LNG 1 AS	-	-	2
Awitico LNG 2 AS	-	-	2
Awitico LNG 3 AS	-	-	2
Awitico LNG 4 AS	29 198	2 023	-
Awitico LNG 5 AS	56 405	3 216	-
Awitico LNG Technical Management AS	-	-	1 132
Total	85 603	5 239	1 137

Balances with subsidiaries as at 31 December 2020

Subsidiary	Long-term loans (+) /borrowings (-)	Short-term receivables	Short-term payables
Awitico LNG 1 AS	-	-	2
Awitico LNG 2 AS	-	-	2
Awitico LNG 3 AS	-	-	2
Awitico LNG 4 AS	29 198	1 020	-
Awitico LNG 5 AS	56 405	1 444	-
Awitico LNG Technical Management AS	-	2 263	886
Total	85 603	4 727	891



Parent - figures in NOK

NOTE 6 // RELATED PARTIES AND INVESTMENTS IN GROUP COMPANIES CONT

Interest expenses subsidiaries	2021	2020
Subsidiary		
Awitco LNG 1 AS	7	38
Awitco LNG 2 AS	1	6
Awitco LNG 3 AS	19	102
Awitco LNG 4 AS	21	145
Awitco LNG 5 AS	39	35
Awitco LNG Technical Management AS	7	34
Total	94	361

NOTE 7 // CASH AND CASH EQUIVALENTS

Currency	Code	31.12.2021		31.12.2020	
		FX rate	Carrying value	FX rate	Carrying value
US dollars	USD	8.8194	5 538	8.5326	17 670
Norwegian kroner	NOK	1	5 973	1	5 937
Total cash and cash equivalents			11 411		23 610

	31.12.2021	31.12.2020
Cash pool deposits subsidiaries	138 880	53 455

The group has a cash pool arrangement which entails that the subsidiaries' deposits on these accounts are formally either a receivable or a liability against Awitco LNG ASA.

As at 31 December 2021 TNOX 2 212 was restricted cash related to employee withholding tax (31 December 2020 TNOX 738), TNOX 675 was restricted cash related to requirements from operating Awitco LNG's vessels (31 December 2020 TNOX 453) and TNOX 376 was restricted cash provided as deposit towards the office lease (31 December 2020 TNOX 376).

Awitco LNG's liquidity is organised in a cash pool arrangement in which cash in the subsidiaries formally represents receivables or payables towards the parent company Awitco LNG ASA. The Group companies are jointly and severally liable for the total outstanding amount under the arrangement.

NOTE 8 // SHARE CAPITAL

Awitco LNG's liquidity is organised in a cash pool arrangement in which cash in the subsidiaries formally represents receivables or payables towards the parent company Awitco LNG ASA. The Group companies are jointly and severally liable for the total outstanding amount under the arrangement.

NOTE 9 // PROVISIONS AND ACCRUALS

Provisions and accruals	31.12.2021	31.12.2020
Accrued expenses, invoice not received	-	159
Salary related provisions	4 680	2 893
Other accruals and provisions	-	-
Total provisions and accruals	4 680	3 052

Parent - figures in NOK

NOTE 10 // CAPITAL AND FINANCIAL RISK MANAGEMENT

General information regarding capital and financial risk management is provided in note 20 in the consolidated accounts. Awitco LNG ASA presents its financial statement in NOK, and is thus exposed to foreign exchange translation risk on monetary items denominated in foreign currencies.

NOTE 11 // COMMITMENTS, CONTINGENCIES AND GUARANTEES

Please see note 24 in the consolidated accounts. In addition, Awitco LNG ASA has issued certain guarantees on behalf of companies in the Awitco LNG Group.

The Company has issued a guarantee towards CCB Financial Leasing Co. Ltd on behalf of the Company's subsidiaries Awitco LNG 4 AS and Awitco LNG 5 AS, guaranteeing for the performance of the bareboat charter agreements described in note 22 in the consolidated accounts.

NOTE 12 // OTHER FIXED ASSETS

Information on events after the reporting date is disclosed in note 26 in the consolidated accounts.

	2021	2020
Cost as at 1 January	671	671
Acquisition	(0)	(0)
Disposals	-	-
Cost as at 31 December	671	671
Accumulated depreciation and impairment as at 1 January	(591)	(582)
Depreciation	(9)	(9)
Disposals	-	-
Accumulated depreciation and impairment as at 31 December	(600)	(591)
Carrying amount as at 31 December	72	81

NOTE 12 // FINANCE LEASE LIABILITIES

The net carrying amount of the finance lease liabilities is presented as follows:

	31.12.2021	31.12.2020
Long-term interest bearing debt	-	(0)
Short-term interest bearing debt	138 880	79 851
Total	138 880	79 851

NOTE 12 // EVENTS AFTER THE REPORTING DATE

Information on events after the reporting date is disclosed in note 26 in the consolidated accounts.



Auditor's Report

—



Statsautoriserte revisorer
Ernst & Young AS

Bygging a better
working world

Foretaksregisteret, NO 976 389 387 MVA
Tlf. +47 24 00 24 00

www.ey.no
Medlemmer av Den norske Revisorforening



Building a better
working world

opinion on these matters. For each matter below, our description of how our audit addressed the matter is provided in that context.

We have fulfilled the responsibilities described in the *Auditor's responsibilities for the audit of the financial statements* section of our report, including in relation to these matters. Accordingly, our audit included the performance of procedures designed to respond to our assessment of the risks of material misstatement of the financial statements. The results of our audit procedures, including the procedures performed to address the matters below, provide the basis for our audit opinion on the financial statements.

Accounting estimates related to vessels

Basis for the key audit matter
As per 31 December 2021, the Group owned two 2013 built 196 000 cbm TFE LNG carriers. The accounting estimates for these assets require management's judgment and have material impact for the Group due to the assets' cumulative value and long-lived nature. The key estimates include assessment of useful lives and evaluation of indicators of impairment. If impairment indicators are present, testing carrying values for impairment based on estimated recoverable amounts. As these estimates have material impact for the Group, this was considered a key audit matter. Management did not identify indicators of impairment for any of the vessels.

Our audit response
We compared the estimates of useful lives to industry practice and experience from prior years. We further recalculated depreciations for the year. We assessed potential indicators of impairment for each vessel and evaluated management's assessment of indicators. We refer to the Group's disclosures included in note 3 Significant Accounting Judgements, Estimates and Assumptions and note 11 Vessels and other fixed assets in the consolidated financial statements about accounting estimates related to vessels.

Other information

Other information consists of the information included in the annual report other than the financial statements and our auditor's report thereon. Management (the board of directors and the Chief Executive Officer) is responsible for the other information. Our opinion on the financial statements does not cover the other information, and we do not express any form of assurance conclusion thereon.

In connection with our audit of the financial statements, our responsibility is to read the other information, and, in doing so, consider whether the board of directors' report, the statement on corporate governance and the statement on corporate social responsibility contain the information required by applicable legal requirements and whether the other information is materially inconsistent with the financial statements or our knowledge obtained in the audit, or otherwise appears to be materially misstated. If, based on the work we have performed, we conclude that there is a material misstatement of this other information or that the information required by applicable legal requirements is not included, we are required to report that fact.

We have nothing to report in this regard, and in our opinion, the board of directors' report, the statement on corporate governance and the statement on corporate social responsibility are consistent with the financial statements and contain the information required by applicable legal requirements.

Responsibilities of management for the financial statements

Management is responsible for the preparation and fair presentation of the financial statements of the Company in accordance with the Norwegian Accounting Act and accounting standards and practices

Independent auditor's report - Awilco Lng ASA 2021

A member firm of Ernst & Young Global Limited



Building a better
working world

INDEPENDENT AUDITOR'S REPORT

To the Annual Shareholders' Meeting of Awilco Lng ASA

Report on the audit of the financial statements

Opinion

We have audited the financial statements of Awilco Lng ASA (the Company) which comprise the financial statements of the Company and the consolidated financial statements of the Company and its subsidiaries (the Group). The financial statements of the Company comprise the statement of financial position as at 31 December 2021, the income statement, statement of cash flows and statement of changes in equity for the year then ended and notes to the financial statements, including a summary of significant accounting policies. The consolidated financial statements of the Group comprise the statement of financial position as at 31 December 2021, the income statement, statement of comprehensive income, statement of cash flows and statement of changes in equity for the year then ended and notes to the financial statements, including a summary of significant accounting policies.

In our opinion

- the financial statements comply with applicable legal requirements,
- the financial statements give a true and fair view of the financial position of the Company as at 31 December 2021 and its financial performance and cash flows for the year then ended in accordance with the Norwegian Accounting Act and accounting standards and practices generally accepted in Norway,
- the consolidated financial statements give a true and fair view of the financial position of the Group as at 31 December 2021 and its financial performance and cash flows for the year then ended in accordance with International Financial Reporting Standards as adopted by the EU.

Our opinion is consistent with our additional report to the audit committee.

Basis for opinion

We conducted our audit in accordance with International Standards on Auditing (ISAs). Our responsibilities under those standards are further described in the *Auditor's responsibilities for the audit of the financial statements* section of our report. We are independent of the Company and the Group in accordance with the requirements of the relevant laws and regulations in Norway and the International Ethics Standards Board for Accountants' *International Code of Ethics for Professional Accountants (Including International Independence Standards)* (IESBA Code), and we have fulfilled our other ethical responsibilities in accordance with these requirements. We believe that the audit evidence we have obtained is sufficient and appropriate to provide a basis for our opinion.

To the best of our knowledge and belief, no prohibited non-audit services referred to in the Audit Regulation (537/2014) Article 5.1 have been provided.

We have been the auditor of the Company for 11 years since incorporation on 2 February 2011.

Key audit matters

Key audit matters are those matters that, in our professional judgment, were of most significance in our audit of the financial statements for 2021. These matters were addressed in the context of our audit of the financial statements as a whole, and in forming our opinion thereon, and we do not provide a separate

A member firm of Ernst & Young Global Limited

Penneo documentKey: 8LLP1-0GYUO-VXM4Q-Q1WY4-Z5AXK-KV4VM

Penneo documentKey: 8LLP1-0GYUO-VXM4Q-Q1WY4-Z5AXK-KV4VM

generally accepted in Norway and of the consolidated financial statements of the Group in accordance with International Financial Reporting Standards as adopted by the EU, and for such internal control as management determines is necessary to enable the preparation of financial statements that are free from material misstatement, whether due to fraud or error.

In preparing the financial statements, management is responsible for assessing the Company's and the Group's ability to continue as a going concern, disclosing, as applicable, matters related to going concern and using the going concern basis of accounting unless management either intends to liquidate the Company or the Group, or to cease operations, or has no realistic alternative but to do so.

Auditor's responsibilities for the audit of the financial statements

Our objectives are to obtain reasonable assurance about whether the financial statements as a whole are free from material misstatement, whether due to fraud or error, and to issue an auditor's report that includes our opinion. Reasonable assurance is a high level of assurance, but is not a guarantee that an audit conducted in accordance with ISAs will always detect a material misstatement when it exists.

Misstatements can arise from fraud or error and are considered material if, individually or in the aggregate, they could reasonably be expected to influence the economic decisions of users taken on the basis of these financial statements.

As part of an audit in accordance with ISAs, we exercise professional judgment and maintain professional skepticism throughout the audit. We also:

- Identify and assess the risks of material misstatement of the financial statements, whether due to fraud or error, design and perform audit procedures responsive to those risks, and obtain audit evidence that is sufficient and appropriate to provide a basis for our opinion. The risk of not detecting a material misstatement resulting from fraud is higher than for one resulting from error, as fraud may involve collusion, forgery, intentional omissions, misrepresentations, or the override of internal control.
- Obtain an understanding of internal control relevant to the audit in order to design audit procedures that are appropriate in the circumstances, but not for the purpose of expressing an opinion on the effectiveness of the Company's and the Group's internal control.
- Evaluate the appropriateness of accounting policies used and the reasonableness of accounting estimates and related disclosures made by management.
- Conclude on the appropriateness of management's use of the going concern basis of accounting and, based on the audit evidence obtained, whether a material uncertainty exists related to events or conditions that may cast significant doubt on the Company's and the Group's ability to continue as a going concern. If we conclude that a material uncertainty exists, we are required to draw attention in our auditor's report to the related disclosures in the financial statements or, if such disclosures are inadequate, to modify our opinion. Our conclusions are based on the audit evidence obtained up to the date of our auditor's report. However, future events or conditions may cause the Company and the Group to cease to continue as a going concern.
- Evaluate the overall presentation, structure and content of the financial statements, including the disclosures, and whether the financial statements represent the underlying transactions and events in a manner that achieves fair presentation.
- Obtain sufficient appropriate audit evidence regarding the financial information of the entities or business activities within the Group to express an opinion on the consolidated financial statements. We are responsible for the direction, supervision and performance of the group audit. We remain solely responsible for our audit opinion.

We communicate with the board of directors regarding, among other matters, the planned scope and timing of the audit and significant audit findings, including any significant deficiencies in internal control that we identify during our audit.

We also provide the audit committee with a statement that we have complied with relevant ethical requirements regarding independence, and to communicate with them all relationships and other matters that may reasonably be thought to bear on our independence, and where applicable, related safeguards.

From the matters communicated with the board of directors, we determine those matters that were of most significance in the audit of the financial statements of the current period and are therefore the key audit matters. We describe these matters in our auditor's report unless law or regulation precludes public disclosure about the matter or when, in extremely rare circumstances, we determine that a matter should not be communicated in our report because the adverse consequences of doing so would reasonably be expected to outweigh the public interest benefits of such communication.

Report on other legal and regulatory requirement

Report on compliance with regulation on European Single Electronic Format (ESEF)

Opinion

As part of our audit of the financial statements of Awilco Lng ASA we have performed an assurance engagement to obtain reasonable assurance whether the financial statements included in the annual report, with the file name 5967007LIEEXZJ05C34-2021-12-31-en, has been prepared, in all material respects, in compliance with the requirements of the Commission Delegated Regulation (EU) 2019/815 on the European Single Electronic Format (ESEF Regulation), and regulation given with legal basis in Section 5-5 of the Norwegian Securities Trading Act, which includes requirements related to the preparation of the annual report in XHTML format and XBRL tagging of the consolidated financial statements.

In our opinion, the financial statements included in the annual report have been prepared, in all material respects, in compliance with the ESEF Regulation.

Management's responsibilities

Management is responsible for the preparation of an annual report and XBRL tagging of the consolidated financial statements that complies with the ESEF Regulation. This responsibility comprises an adequate process and such internal control as management determines is necessary to enable the preparation of an annual report and XBRL tagging of the consolidated financial statements that is compliant with the ESEF Regulation.

Auditor's responsibilities

Our responsibility is to express an opinion on whether, in all material respects, the financial statements included in the annual report have been prepared in accordance with the ESEF Regulation based on the evidence we have obtained. We conducted our engagement in accordance with the International Standard for Assurance Engagements (ISAE) 3000 – "Assurance engagements other than audits or reviews of historical financial information". The standard requires us to plan and perform procedures to obtain reasonable assurance that the financial statements included in the annual report have been prepared in accordance with the ESEF Regulation.

As part of our work, we performed procedures to obtain an understanding of the company's processes for preparing its annual report in XHTML format. We evaluated the completeness and accuracy of the XBRL tagging and assessed management's use of judgement. Our work comprised reconciliation of the XBRL tagged data with the audited financial statements in human-readable format. We believe that the evidence we have obtained is sufficient and appropriate to provide a basis for our opinion.



Building a better
working world

Oslo, 29 April 2022
ERNST & YOUNG AS

The auditor's report is signed electronically

Johan Lid Nordby
State Authorised Public Accountant (Norway)

Penneo documentKey: 8LLP-0GYUO-VXM4Q-Q1WY4-Z5AXK-KV4VM

5

77

2021 ANNUAL REPORT 2021

Independent auditor's report - Avitico Lng ASA 2021
A member firm of Ernst & Young Global Limited



Corporate governance

—



CORPORATE GOVERNANCE

The main strategy for Awilco LNG ASA (the Company or Awilco LNG) is to create shareholder value through the provision of a quality, reliable and customer-oriented service to the market, in the best manner for its shareholders, employees and business connections. Awilco LNG strives to protect and enhance shareholder equity through openness, integrity and equal shareholder treatment, and sound corporate governance is a key element in the basis of the Awilco LNG strategy.

The corporate governance principles of the Company are adopted by the Board of Directors of Awilco LNG ASA (the Board). The principles are based on the Norwegian Code of Practice for Corporate Governance, dated 14 October 2021 (the «Code of Practice»). Below follows a description of the basis that Awilco LNG has implemented the Code of Practice. This description follows the same structure as the Code of Practice and covers all sections thereof. Deviations, if any, from the Code of Practice are discussed under the relevant section.

1 IMPLEMENTATION AND REPORTING ON CORPORATE GOVERNANCE

The Board of Directors shall ensure that appropriate goals and strategies are adopted, that the adopted strategies are implemented in practice, and that the results achieved are subject to measurement and follow-up. The principles shall also contribute to ensure that the activities of the Company are subject to adequate controls. An appropriate distribution of roles and adequate controls shall contribute to the largest possible value creation over time, for the benefit of the owners and other stakeholders.

The Company has defined a mission statement "Marine Transportation through Safety and Environmental Excellence" and identified a set of core objectives that describes the focus and continuous improvement process based on the mission statement. The objectives include policies regarding: safeguarding of people, ships and cargoes, focus on limitation of any negative impact on the environment from our vessels and a separate statement regarding Safety Management & Environmental Protection Policy. This policy document, which is available on the Company's website www.awilcoing.no, describes the basic principles of the corporate values.

Awilco LNG's code of conduct – values and ethics forms an important foundation for Awilco LNG's corporate governance and demands high ethical standards, in which focus on safety and integrity are key factors. The Company has continuous

focus on making sure that the corporate values are practiced in the Company's everyday life. The Company's code of conduct – values and ethics can be found on the Company's website.

2 THE BUSINESS

According to the Company's articles of association, its purpose is to carry out "shipping and other business related hereto". The objectives clause of the Company also includes "acquisitions, management, borrowings and sale of capital assets in the shipping business in addition to investments in shares, bonds and partnership contributions of any type connected with shipping, as well as participation, including ownership stakes in other shipping companies and other business naturally connected hereto."

The principal objectives and strategies of the Company are presented in the annual report and are subject to annual assessments.

The Company's social responsibility is set out in a separate section in the annual report.

3 EQUITY AND DIVIDENDS

The Company's equity is assessed as appropriate based on its objectives, strategies and risk profile. The book equity of the Awilco LNG Group as per 31 December 2021 was USD 120.6 million, which represents an equity ratio of 34. %.

The Company's long-term objective is to pay a regular dividend in support of the Company's main objective to maximize return on invested capital. Any future potential dividends declared will be at the discretion of the Board of Directors and will depend upon the Group's financial position, earnings, debt covenants, capital requirements and other factors. Dividends will be proposed by the Board for approval by the General Meeting. Any proposal to confer to the Board of Directors the mandate to distribute dividends is to be explained.

To the extent it is considered desirable, the Company may raise new equity in the capital markets.

The Board is currently not authorised to purchase own shares in the market.

4 EQUAL TREATMENT OF SHAREHOLDERS AND TRANSACTIONS WITH RELATED PARTIES

The Company has one class of shares, and each share has one

vote at the General Meeting.

Where the board resolves to carry out an increase in share capital and waive the pre-emption rights of existing shareholders based on a mandate granted to the Board of Directors, the justification should be publicly disclosed in a stock exchange announcement issued in connection with the increase in share capital.

Any transactions the Company carries out in its own shares are carried out through the stock exchange and at prevailing stock exchange prices.

In the event of any material transactions between the Company and shareholders, Directors or close associates thereof, the transactions will be conducted on arm's length terms and the Board of Directors shall consider arranging for an independent assessment of the transaction.

Awilco LNG has entered into a sub-management agreement with Awilco Technical Services AS (ATS) for assistance in technical management of the fleet. Furthermore, Awilco LNG has entered into an agreement with Awithhelsen Management AS (AWM) for administrative services. Both ATS and AWM are related companies to Awilco AS, which owns 38.6 % of the shares in Awilco LNG. The management fees are, in the Company's opinion, made at market terms, information regarding transactions with related parties is described in note 21 to the consolidated financial statements.

5 FREELY NEGOTIABLE SHARES

The shares of Awilco LNG are listed on the Euronext Expand stock exchange. All issued shares carry equal shareholder rights in all respects, and there are no restrictions on transfer of shares. The articles of association place no restrictions on voting rights.

6 GENERAL MEETINGS

The Annual General Meeting will normally take place in the second quarter of each year, and latest by 30 June. Notice of the meeting will normally be published through the Oslo Stock Exchange distribution channel and the Company's website at least 21 days in advance. Documentation containing the information necessary for the shareholders to make decisions on all the items on the agenda will simultaneously be made available on the Company's website and will only be sent to shareholders that request the documentation on paper. The Board may decide by the notice of the meeting that shareholders who intend to attend the General Meeting shall give notice to the Company within five days prior to the

General Meeting.

Registration is made in writing or by e-mail. The Board wishes to make efforts to enable as many shareholders as possible to attend. Shareholders who are not able to attend are invited to meet by proxy, and efforts will be made for the proxies to relate to each individual item on the agenda.

The General Meeting will be chaired by the Chairman of the Board unless otherwise agreed by a majority of those shares represented at the meeting.

7 NOMINATION COMMITTEE

According to the articles of association the Company shall have a Nomination committee which has the responsibility of proposing members to the Board of Directors and members of the Nomination committee. The Nomination committee shall also propose fee payable to the members of the Board and the members of the Nomination committee.

The members of the Nomination committee shall be shareholders or representatives of shareholders. The members of the Nomination committee, including its Chairman, are elected by the General Meeting. The members of the Nomination committee's period of service shall be two years unless the General Meeting decides otherwise.

The Nomination committee is to maintain contact with shareholder groups, members of the Board of Directors and the Company's executive personnel in its works with proposing members to the Board of Directors.

The Annual General Meeting held on May 24, 2022 elected the current Nomination committee consisting of Eric Jacobs and Henrik A. Christensen.

8 THE BOARD OF DIRECTORS; COMPOSITION AND INDEPENDENCE

The Company's Board of Directors shall comprise three to six directors pursuant to the decision of the General Meeting. The Directors are elected for a period of two years unless otherwise determined by the General Meeting. The Board appoints the Chairman amongst the elected Board members.

The composition of the Board of Directors aims to ensure that the interests of all shareholders are represented. Currently four of the five directors are independent from the principal shareholder of the Company. The Board consists of the following members: Synne Syrris (Chairman), Steve Christy, Jens-Julius R. Nygaard, Jon-Aksel Torgersen and Annette

the auditor, in which accounting principles and internal control routines are reviewed and discussed.

The auditor shall annually confirm compliance with the applicable independence rules and regulations in legislation and the audit firm's internal independence standards. The Audit committee has issued guidelines stipulating the management's possibility to undertake consulting services by the auditor. Auditor's fees are disclosed in note 21 in the consolidated accounts.

note 21 in the consolidated accounts.

13 INFORMATION AND COMMUNICATION

The Company aims to keep shareholders, analysts, investors and other stakeholders continuously updated on the Company's operations and performance. The Company provides information to the market through quarterly and annual reports, investor- and analyst presentations open to the media and by making operational and financial information available on the Company's website. Information of importance are made available to the stock market through notification to the Oslo Stock Exchange in accordance with the Stock Exchange regulations. Information is provided in English.

All stock exchange announcements and press releases, including the financial calendar, are made available on the Company's website.

14 TAKE-OVER

The Company's Articles of Association contains no defence mechanism against the acquisition of shares, and no other actions have been taken to limit the opportunity of acquiring shares in the Company.

In the event of a takeover bid the Board will seek to comply with the recommendations outlined in item 14 of the Code of Practice. If a bid has been received, the Board will seek to issue a statement evaluating the offer and make recommendations as to whether the shareholders should accept the offer or not. Normally it will be required to arrange a valuation from an independent expert. If the Board finds that it is unable to give a recommendation, the Board will explain the reason for not giving a recommendation. The statement should show whether the decision was unanimous, and if not, the background for why certain Board members did not adhere to the statement.

If a situation occurs where the Board proposes to dispose of all or a substantial part of the activities of the Company such a proposal will be placed before the General Meeting.

15 AUDITOR

The auditor is appointed by the General Meeting, which also determines the auditor's fee. The auditor shall annually present an audit plan to the Audit committee. The auditor attends the Board of Director's review and discussion of the annual accounts. The Board of Directors minimum holds one annual meeting with the auditor without the CEO or other members of the executive group being in attendance. The Company's management regularly holds meetings with

with no accidents, personal injury, environmental damage, or damage to equipment. In order to achieve these goals Avitco LNG has identified some core objectives that describe our focus and our continuous improvement process. The operation of technical management and newbuildings is closely monitored through dedicated supervision and safety reporting systems. Furthermore, the Company has established contingency plans and executes drills and training in order to improve emergency preparedness.

In addition to its own controlling bodies and external audit, the Company's ship management is subject to external supervision by Det Norske Veritas (DNV) for classification in accordance with ISO.

11 REMUNERATION OF THE BOARD OF DIRECTORS

The remuneration of the Board shall reflect the Board's responsibilities, knowhow, time commitment and the complexity of the business activities. The directors do not receive profit related remuneration, share options or retirement benefits from the Company. The remuneration is proposed by the Nomination committee. More information about the remuneration of the individual directors is provided in note 21 in the consolidated accounts.

Directors or their related companies shall normally not undertake special tasks for the Company in addition to the directorship. However, the Company utilizes outsourcing of technical sub-management, accounting and administrative services to AFS and AWM which are related companies. In addition, ship brokering services are purchased on a competitive basis from a group of companies related to one of the Board members. All agreements and fees with related parties are approved by the Board. Furthermore, the members of the Audit committee and Remuneration committee receive a fee for serving on the committees.

12 REMUNERATION OF EXECUTIVE PERSONNEL

The Board has drawn up guidelines regarding remuneration to leading persons. The remuneration is based on a base salary and a bonus program. The guidelines regarding remuneration to leading persons have been prepared by the board of directors in accordance with section 6-16 a of the Norwegian Public Limited Liability Companies Act and was adopted by the Annual General Meeting in 2021. Avitco LNG will present a report on remuneration to leading persons to be approved by the Annual general meeting in 2022.

For information about remuneration of executive personnel see

Malm Justad.

9 THE WORK OF THE BOARD OF DIRECTORS

The Board's statutory duties include the overall administration and management of the Company. The Board adopts a meeting schedule for the following year in the fourth quarter each year. The directors shall normally meet in person, but if so allowed by the Chairman, directors may participate in any meeting by means of telephone.

The allocation of responsibilities and tasks within the Board of Directors is regularly discussed and monitored. The Board is regularly briefed on the Company's financial situation, the vessels, chartering and market situation, liquidity situation and cash flow forecast, as well as any changes in the competition situation. The Board performs a yearly evaluation of its work.

The Board has established an Audit committee consisting of Jon-Aksel Torgersen (Chairman) and Synne Syrrist and has implemented an Audit committee charter. The Company's CEO is the secretary of the committee. The auditor shall participate in discussions of relevant agenda items in meetings of the Audit committee. The committee shall hold separate meetings with the auditor and the CEO at least once a year.

Furthermore, the Company has established a Remuneration committee consisting of Synne Syrrist and Jens-Marius R. Nygaard. The Remuneration committee prepares guidelines and proposals regarding remuneration of executive personnel, which are reviewed and resolved by the Board of Directors.

10 RISK MANAGEMENT AND INTERNAL CONTROL

The Board ensures that the Company has satisfactory internal control procedures to manage its exposure to risks related to the conduct of the Company's business, including social responsibility, to ensure compliance with laws and regulations and to support the quality of its financial reporting. The Board performs an annual review of the Company's key risks and the internal controls implemented to address these risks. The Board has identified and stated the various risks of Avitco LNG in the Company's annual report. Additionally, the Board is regularly briefed on the Company as described under section 9 above.

The Company has established an Audit committee that regularly evaluates and discusses the various risk elements of Avitco LNG and potential for improvement. The Audit committee reports to the Board.

Avitco LNG's main goal is safe and efficient ship operation



Social responsibility

Social responsibility

INTRODUCTION

The Avilco LNG Group (Avilco LNG or the Company) has implemented a set of objectives, principles and procedures concerning our social responsibility to enable the Company to achieve and maintain its mission statement and objectives. Avilco LNG has implemented the highest standard of safe operation to meet all environmental protection requirements, ensuring safe custody of our vessels, crew, customers' cargoes and owner's interests. Our commitment to our social responsibility ensures that Avilco LNG is a preferable LNG shipping company.

Avilco LNG is engaged in the global marine transportation of LNG. Marine transportation is generally considered the most efficient form of transporting natural gas over long distances. Natural gas is widely accepted as the least pollutive fossil fuel and emits up to 40 % less CO₂ than coal when used for electricity generation. Natural gas is widespread, flexible, abundantly available and cheap when comparing to other fossil fuels. The increased use of natural gas is expected to reduce the use of more pollutive fossil fuels such as coal and oil in the global energy mix. Avilco LNG's contribution to sustainable economic growth mainly relates to the potential for increased use of natural gas in the global energy mix.

Avilco LNG aims to provide positive impact on the communities we operate in, our employees, clients and suppliers through the Code of Ethics and Conduct (available at our webpage www.avilcolng.no), such as opposing corruption and facilitation payments in any form.

In general, global marine transportation has a significant effect on the environment. Avilco LNG takes this impact seriously, working continuously to reduce our environmental footprint through improving fuel efficiency, optimising trade routes and improving waste management.

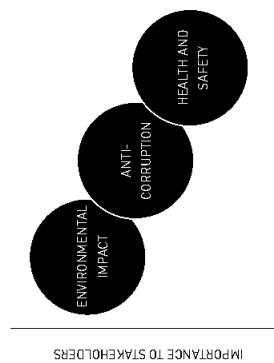
This report constitutes Avilco LNG's reporting according to the requirements of the Norwegian accounting act § 3-3: on social responsibility reporting.

SCOPING OF MATERIAL ISSUES FOR AWILCO LNG

A materiality assessment forms the basis for how we prioritise our social responsibility efforts, and thereby also impacts our internal and external reporting on social responsibility. The following issues have been assessed as the most material based

on both their importance to Avilco LNG's business and to Avilco LNG's stakeholders such as employees, customers, suppliers, regulators and investors:

The Company's strategy is to integrate sustainability on these matters systematically into all material business processes to ensure Avilco LNG is assessed as a responsible enterprise.



THE MATERIAL ISSUES

Mission statement

Avilco LNG's mission statement is "Marine transportation through safety and environmental excellence".

Health and safety

Company policies and objectives

The safety and well-being of Avilco LNG's employees and seafarers has the highest priority, as set out in the mission statement above and detailed in the Company's Safety Management & Environmental Protection Policy. Our objectives

are zero accidents and no personnel injuries. The Group shall adhere to national and international laws and regulations and constantly promote best practices identified within its own operations and the industry to improve the competence of individual crewmembers and vessel safety performance.

How we achieve our objectives

Our objectives are operationalised in the Company's Safety Management & Environmental Protection Policy. The objective

of this policy is to ensure that the Company gives the highest priority to the safety of human life and health through the following measures:

- Provide support to ships' operation by implementation of a well-structured Safety Management System (SMS) based on a well-defined management organisation. The SMS is an integral part of all our activities and includes instructions and procedures which contribute to the highest safety standards onboard our ships, ensuring that cargo is handled correctly and preventing situations which threaten safety of our personnel. The SMS is based on national and international requirements and standards for quality and safety, including the ISM code (International Management Code for the Safe Operation of Ships and Pollution Prevention), ISO 14001 (Environmental management system), ISO 9001 (quality management system) and the TMSA (Tanker Management and Self-Assessment guidelines) issued by OCIMF (Oil Companies International Marine Forum).

- Operate the vessels with continuously properly trained, informed and motivated crews. Avilco LNG aims to ensure a stable and motivating work environment for both onshore and offshore employees, ensuring high retention rates. The Group is proactively seeking to identify requirements and needs for additional training through regular audits, master and management reviews. A healthy lifestyle is promoted by providing fresh and healthy food and physical exercise opportunities.

- Provide, equip and maintain the ships to the necessary standard as required by national regulation and international convention

- Avoid safety hazards through preventive safety measures

- Establish contingency plans and execute drills and training to improve emergency preparedness to meet situations which represent dangers to life, health, environment, ship and cargo

- See to it that a safety management culture is implemented within the Company

- Use a reporting system for accidents, near accidents, non-conformities and improvements, with special attention to the learning effect through feedback of experience and suggestions for improvement.

- Use performing measures to continuously improve our operations

To accomplish the objectives Avilco LNG will plan, organise, perform, document and verify performance. Avilco LNG has a comprehensive Risk Management Program which includes detailed step by step risk assessment procedures.


Performance in 2021

The Company's senior management is actively engaged in monitoring Avilco LNG's performance in order to further encourage and promote positive trends, to provide advice and to take corrective action where negative trends are detected. Performance and results are measured using certain Key Performance Indicators (KPIs). KPI targets are resolved by senior management on an annual basis, and results are reported to senior management on a quarterly basis. Procedures and any new initiatives shall be part of the management review and include monitoring and measurements, adjustment of targets, and recording of achieved improvements. The procedures and activities shall be audited on a routine basis. The following main KPIs are the focus of Avilco LNG with regards to health and safety:

Going forward

Performance in 2021 was satisfactory, and continues the good

KPI	DEFINITION	RESULT 2021	RESULT 2020
LTI (Lost time injury frequency)	Number of accidents per one-million man-hours worked	0.0	0.0
TICF (Total recordable case frequency)	The sum of all work related, lost time injuries, restricted work injuries and medical treatment injuries	0.0	0.0
Personnel injuries	Number of personnel injuries	0	0
Number of fatalities due to injuries	Number of deaths among the crew resulting from a work injury	NIL	NIL



- Provide, equip and maintain the ships to the necessary standard as required by national regulation and international convention. Both WIForce and WIFPride are fitted with ballast water treatment systems.
- Establish contingency plans and execute drills and training to improve emergency preparedness to meet situations which represent dangers to life, health, environment, ship and cargo
- See to it that a safety management culture is implemented within the Company
- Use a reporting system for accidents, near accidents, non-conformities and improvements, with special attention to the learning effect through feedback of experience and suggestions for improvement
- Antifouling paint systems with lowest resistance (Lotun X200)
- Hull and engine performance monitoring systems are installed on the vessels and used for monitoring of performance (KYMA system)
- Optimisation of hull and propeller cleaning intervals to reduce drag and fuel consumption
- Replaced bottled water for crew with buying in bulk
- Improved waste handling onboard and increased amount of waste being sent ashore
- Implement a policy of environmentally friendly purchasing with approved vendors based not only on cost and quality but also environmental performance and focus: procurement and purchasing activities shall address environmental aspects such as:

- i. Reducing packaging volumes;
- ii. Encouraging recycling activities; and
- iii. Use of non-disposable and recyclable equipment and materials
- Onshore focus on saving energy, recycling and reducing use of single use plastics
- Use performing measures to continuously improve our operations
- Continuously consider vessel technical improvements and retrofit to reduce fuel consumption and lower environmental footprint

The same risk assessment procedures and continuous improvement tools and initiatives as described under Health and Safety above is utilised in Awilco LNG's work to reduce its environmental impact.

Performance in 2021
The Company's senior management is actively engaged in monitoring Awilco LNG's performance, in order to further encourage and promote positive trends, to provide advice and to take corrective action where negative trends are detected. Performance and results are measured using certain Key Performance Indicators (KPIs). KPI targets are resolved by senior management on an annual basis, and results are reported to senior management on a quarterly basis. Procedures and any new initiatives shall be part of the management review and include monitoring and measurements, adjustment of targets, and recording of achieved improvements. The procedures and activities shall be audited on a routine basis. The following main KPIs are the focus of Awilco LNG with regards to environmental impact:

KPI	DEFINITION	RESULT 2021	RESULT 2020
Number of releases of substances to the environment	The number of releases of substances to the environment covered by MARPOL Annex 1-6	NIL	NIL
Annual efficiency rate (AER)	The mass of carbon emissions per ton-mile (g/ton*mi) (Based on vessel DWT)	7.59	7.81
CO2 efficiency laden voyages	The total mass of emitted CO2 in grams per m3-mile	6.17	7.40
NOx efficiency laden voyages	The total mass of emitted NOx in grams per m3-mile	0.12	0.142
SOx efficiency laden voyages	The total mass of emitted SOx in grams per m3-mile	0.00017	0.00035

Discharge of untreated ballast water may potentially introduce non-native organisms into marine environments worldwide. Company policies and objectives
Based on the long-term goal of environmental excellence, and as set out in the Company's Safety Management & Environmental Protection Policy, Awilco LNG works toward minimising the environmental impact from its vessels with the goal of zero spills. The Company has adapted a zero-tolerance policy towards:

- Spills to the environment
 - Emissions of ozone depleting substances
 - Unauthorised disposal of garbage or waste to the marine environment
- Additionally, Awilco LNG aims to minimise as far as practically possible the emission of CO2, NOx and SOx from diesel combustion engines, boilers, incinerators and emissions from cargo and fuel oil tanks and systems through evaporation.

Awilco LNG shall adhere to national and international environmental laws and regulations, and consistently promote best practices identified within its own operations and the industry in order to improve the impact on the environment.

How we achieve our objectives
Our objectives are operationalised in the Company's Safety Management & Environmental Protection Policy. The objective of this policy is to ensure that the Company gives the highest priority to the environment through the following measures:

- Provide support to ships' operation by implementation of a well-structured Safety Management System (SMS) based on a well-defined management organisation. The SMS is an integral part of all our activities and includes instructions and procedures which contribute to the highest safety standards onboard our ships, ensuring that cargo is handled correctly and preventing situations which threaten the environment. The SMS is based on national and international requirements and standards for quality and safety, including the ISM code and the TMSA issued by DCFMF
- Management of the fleet is certified according to ISO 14001 and ISO 9001
- Operate the vessels with continuously properly trained, informed and motivated crews

performance from 2020, with no personnel injuries onboard. In 2022 Awilco LNG will continue efforts to improve and strengthen the safety culture. The Company's objectives are zero accidents and no personnel injuries.

ENVIRONMENTAL IMPACT

- Background
Awilco LNG's potential environmental impact can be divided in three main components:
1. Emissions from fuel consumption
 2. Major environmental accidents
 3. Waste management including ballast water and spills

Although the shipping industry contributes with 3 to 4 % of the global annual CO2 emissions to the atmosphere, marine transportation is generally considered as the most efficient form of transporting natural gas over long distances.

Awilco LNG's fleet consists of vessels with tri-fuel propulsion systems, which mainly run on boil-off gas from the LNG cargo. When natural gas is cooled down to its liquefied state at minus 160 degrees Celsius, a certain amount of the LNG will naturally regasify into its gaseous state (boil-off gas). The boil-off gas is produced at a rate dependent on the outside temperature and the level of filling of the tanks and can either be reliquefied into LNG or used as fuel for propulsion of the vessels. Due to the cost and energy needed to power a reliquefaction process plant very few vessels are outfitted with such plants. The boil-off gas is thus used for propulsion, which makes sense both economically, as natural gas is significantly cheaper than oil-based alternatives, and also environmentally, as natural gas is a considerably cleaner fuel than oil-based alternatives. Compared to oil-based fuels, natural gas emits 10-20 % less greenhouse gases, virtually zero SOx and particulate matter and 90 % less NOx. Based on both environmental, logistical and economic factors LNG fueled vessels are considered by many, including DNV, as the only currently viable alternative to enable meeting future stricter environmental regulations applicable to the industry.

As LNG vessels carry regular bunkers for ballast voyages the potential for major environmental accidents mainly relate to the risk of a ship suffering a breach and subsequently leak substantial amounts of bunkers oil into the environment.

The last potential impact is waste produced by the vessels, discharge of untreated ballast water and potential spills of chemicals, bilge water and sludge etc. into the environment.





Alternative performance measures

Alternative performance measures (APMs), defined as financial performance measures not within the applicable financial reporting framework, are used by Avitco LNG to provide supplemental information. Financial APMs are intended to enhance comparability of the results and cash flows from period to period, and it is Avitco LNG's experience that these are frequently used by analysts and investors.

These measures are adjusted IFRS measures defined, calculated and used consistently. Operational measures such as, but not limited to, volumes, utilisation and prices per MMBTU are not defined as financial APMs. Financial APMs should not be considered as a substitute for measures of performance in accordance with IFRS. Disclosures of APMs are subject to established internal control procedures. Avitco LNG's financial APMs:

- Net freight income¹⁾: Freight income – Voyage related expenses
- EBIT: Net freight income – Operating expenses – Administration expenses – Depreciation and amortisation – Impairments
- EBITDA: EBIT + Depreciation and amortisation + Impairments
- Interest bearing debt: Long-term interest-bearing debt + Short-term interest-bearing debt + Pension liabilities + Other non-current liabilities
- Book equity ratio: Total equity divided by total assets
- TCE (time charter equivalent): Net freight income including loss of hire insurance divided by the number of calendar days less off-hire days not covered by loss of hire insurance

The reconciliation of Net freight income, EBIT and EBITDA with IFRS figures can be derived directly from the Group's consolidated Income Statement.

¹⁾When vessels operate in the spot market, freight income includes bunkers compensation and the fuel element of ballast bonuses, whereas voyage related expenses include the corresponding bunkers costs and other repositioning costs. The APM net freight income adjusts for the grossing up, and provides for improved comparability of the Group's performance between periods.

Code of Ethics and Conduct document. The following policies to address the objectives have been implemented in the Company:

- No employee of the Company shall directly or indirectly offer, promise, give or receive bribe, illegal or inappropriate gifts or other undue advantages or remuneration in order to achieve business or other personal advantage.
- Under no circumstances shall the Company or any of its employees be part of actions that breach applicable competition legislation. Any employee is to confer with his or her immediate superior, the executive management or the board if he or she has a question with respect to the possible anti-competitive effect of particular transactions or becomes aware of any possible violation of applicable competitive legislation.

Implementation of the Company's policies takes place through emphasis on awareness and the use of risk assessments on a Group level.

Performance in 2021

As in previous years, management has not become aware of any breaches of the Company's Code of Ethics and Conduct throughout the year.

Going forward

Going forward Avitco LNG will continue work to ensure that our standards of behaviour are according to the Code of Ethics and Conduct, and the Company expects that the positive results from previous years are upheld.

Going forward
Environmental emissions are to a large extent dependent on charterers operations and type of fuel burned in ships engines. In 2022 Avitco LNG will continue efforts to reduce the Company's environmental footprint.

EEXI and CII
From 2023 our vessels will be required to comply with the new regulations on energy efficient design and operation, EEXI and CII. Based on preliminary calculations done in cooperation with DNV, we expect that our vessels will be in compliance with EEXI without any modifications to the vessels engine power or design speed.

With respect to CII, if the vessels are operated with the same efficiency going forward as in 2020 and 2021, they will achieve a CII rating of C or better until at least 2027.

ANTI-CORRUPTION

Company policies and objectives

Corruption is generally estimated to cost at least 5 % of global GDP each year. Reduced corruption would increase safety for seafarers, reduce costs of operations and reduce complexity and risk. Avitco LNG is a firm opponent of corruption in any form, and is committed to the highest ethical standard in business conduct worldwide. Avitco LNG desires fair and open competition in all markets, both nationally and internationally. Avitco LNG's policy is to comply with all applicable laws and governmental rules and regulations in the country in which it is operating.

How we achieve our objectives

The Company's anti-corruption policies are described in our



Awilco LNG ASA
PO Box 1583 Viken
0118 Oslo
Norway

Tel +47 22 01 42 00
Org no. 996 564 894

awilcolng.no



Statsautoriserte revisorer
Ernst & Young AS

Dronning Eufemias gate 6a, 0191 Oslo
Postboks 1156 Sentrum, 0107 Oslo

Foretaksregisteret: NO 976 389 387 MVA
Tlf: +47 24 00 24 00

www.ey.no
Medlemmer av Den norske Revisorforening

INDEPENDENT AUDITOR'S REPORT

To the Annual Shareholders' Meeting of Awilco Lng ASA

Report on the audit of the financial statements

Opinion

We have audited the financial statements of Awilco Lng ASA (the Company) which comprise the financial statements of the Company and the consolidated financial statements of the Company and its subsidiaries (the Group). The financial statements of the Company comprise the statement of financial position as at 31 December 2021, the income statement, statement of cash flows and statement of changes in equity for the year then ended and notes to the financial statements, including a summary of significant accounting policies. The consolidated financial statements of the Group comprise the statement of financial position as at 31 December 2021, the income statement, statement of comprehensive income, statement of cash flows and statement of changes in equity for the year then ended and notes to the financial statements, including a summary of significant accounting policies.

In our opinion

- the financial statements comply with applicable legal requirements,
- the financial statements give a true and fair view of the financial position of the Company as at 31 December 2021 and its financial performance and cash flows for the year then ended in accordance with the Norwegian Accounting Act and accounting standards and practices generally accepted in Norway,
- the consolidated financial statements give a true and fair view of the financial position of the Group as at 31 December 2021 and its financial performance and cash flows for the year then ended in accordance with International Financial Reporting Standards as adopted by the EU.

Our opinion is consistent with our additional report to the audit committee.

Basis for opinion

We conducted our audit in accordance with International Standards on Auditing (ISAs). Our responsibilities under those standards are further described in the *Auditor's responsibilities for the audit of the financial statements* section of our report. We are independent of the Company and the Group in accordance with the requirements of the relevant laws and regulations in Norway and the International Ethics Standards Board for Accountants' *International Code of Ethics for Professional Accountants (including International Independence Standards)* (IESBA Code), and we have fulfilled our other ethical responsibilities in accordance with these requirements. We believe that the audit evidence we have obtained is sufficient and appropriate to provide a basis for our opinion.

To the best of our knowledge and belief, no prohibited non-audit services referred to in the Audit Regulation (537/2014) Article 5.1 have been provided.

We have been the auditor of the Company for 11 years since incorporation on 2 February 2011.

Key audit matters

Key audit matters are those matters that, in our professional judgment, were of most significance in our audit of the financial statements for 2021. These matters were addressed in the context of our audit of the financial statements as a whole, and in forming our opinion thereon, and we do not provide a separate



Building a better
working world

opinion on these matters. For each matter below, our description of how our audit addressed the matter is provided in that context.

We have fulfilled the responsibilities described in the *Auditor's responsibilities for the audit of the financial statements* section of our report, including in relation to these matters. Accordingly, our audit included the performance of procedures designed to respond to our assessment of the risks of material misstatement of the financial statements. The results of our audit procedures, including the procedures performed to address the matters below, provide the basis for our audit opinion on the financial statements.

Accounting estimates related to vessels

Basis for the key audit matter

As per 31 December 2021, the Group owned two 2013 built 156,000 cbm TFDE LNG carriers. The accounting estimates for these assets require management's judgment and have material impact for the Group due to the assets' cumulative value and long-lived nature. The key estimates include assessment of useful lives and evaluation of indicators of impairment. If impairment indicators are present, testing carrying values for impairment based on estimated recoverable amounts. As these estimates have material impact for the Group, this was considered a key audit matter. Management did not identify indicators of impairment for any of the vessels.

Our audit response

We compared the estimates of useful lives to industry practice and experience from prior years. We further recalculated depreciations for the year. We assessed potential indicators of impairment for each vessel and evaluated management's assessment of indicators. We refer to the Group's disclosures included in note 3 Significant Accounting Judgements, Estimates and Assumptions and note 11 Vessels and other fixed assets in the consolidated financial statements about accounting estimates related to vessels.

Other information

Other information consists of the information included in the annual report other than the financial statements and our auditor's report thereon. Management (the board of directors and the Chief Executive Officer) is responsible for the other information. Our opinion on the financial statements does not cover the other information, and we do not express any form of assurance conclusion thereon.

In connection with our audit of the financial statements, our responsibility is to read the other information, and, in doing so, consider whether the board of directors' report, the statement on corporate governance and the statement on corporate social responsibility contain the information required by applicable legal requirements and whether the other information is materially inconsistent with the financial statements or our knowledge obtained in the audit, or otherwise appears to be materially misstated. If, based on the work we have performed, we conclude that there is a material misstatement of this other information or that the information required by applicable legal requirements is not included, we are required to report that fact.

We have nothing to report in this regard, and in our opinion, the board of directors' report, the statement on corporate governance and the statement on corporate social responsibility are consistent with the financial statements and contain the information required by applicable legal requirements.

Responsibilities of management for the financial statements

Management is responsible for the preparation and fair presentation of the financial statements of the Company in accordance with the Norwegian Accounting Act and accounting standards and practices

Independent auditor's report - Awilco Lng ASA 2021

A member firm of Ernst & Young Global Limited

Penneo document key: 8LLPJ-0GYUO-VXM4Q-Q1WY4-2SAXK-KV4WM



Building a better
working world

generally accepted in Norway and of the consolidated financial statements of the Group in accordance with International Financial Reporting Standards as adopted by the EU, and for such internal control as management determines is necessary to enable the preparation of financial statements that are free from material misstatement, whether due to fraud or error.

In preparing the financial statements, management is responsible for assessing the Company's and the Group's ability to continue as a going concern, disclosing, as applicable, matters related to going concern and using the going concern basis of accounting unless management either intends to liquidate the Company or the Group, or to cease operations, or has no realistic alternative but to do so.

Auditor's responsibilities for the audit of the financial statements

Our objectives are to obtain reasonable assurance about whether the financial statements as a whole are free from material misstatement, whether due to fraud or error, and to issue an auditor's report that includes our opinion. Reasonable assurance is a high level of assurance, but is not a guarantee that an audit conducted in accordance with ISAs will always detect a material misstatement when it exists.

Misstatements can arise from fraud or error and are considered material if, individually or in the aggregate, they could reasonably be expected to influence the economic decisions of users taken on the basis of these financial statements.

As part of an audit in accordance with ISAs, we exercise professional judgment and maintain professional scepticism throughout the audit. We also:

- Identify and assess the risks of material misstatement of the financial statements, whether due to fraud or error, design and perform audit procedures responsive to those risks, and obtain audit evidence that is sufficient and appropriate to provide a basis for our opinion. The risk of not detecting a material misstatement resulting from fraud is higher than for one resulting from error, as fraud may involve collusion, forgery, intentional omissions, misrepresentations, or the override of internal control.
- Obtain an understanding of internal control relevant to the audit in order to design audit procedures that are appropriate in the circumstances, but not for the purpose of expressing an opinion on the effectiveness of the Company's and the Group's internal control.
- Evaluate the appropriateness of accounting policies used and the reasonableness of accounting estimates and related disclosures made by management.
- Conclude on the appropriateness of management's use of the going concern basis of accounting and, based on the audit evidence obtained, whether a material uncertainty exists related to events or conditions that may cast significant doubt on the Company's and the Group's ability to continue as a going concern. If we conclude that a material uncertainty exists, we are required to draw attention in our auditor's report to the related disclosures in the financial statements or, if such disclosures are inadequate, to modify our opinion. Our conclusions are based on the audit evidence obtained up to the date of our auditor's report. However, future events or conditions may cause the Company and the Group to cease to continue as a going concern.
- Evaluate the overall presentation, structure and content of the financial statements, including the disclosures, and whether the financial statements represent the underlying transactions and events in a manner that achieves fair presentation.
- Obtain sufficient appropriate audit evidence regarding the financial information of the entities or business activities within the Group to express an opinion on the consolidated financial statements. We are responsible for the direction, supervision and performance of the group audit. We remain solely responsible for our audit opinion.

We communicate with the board of directors regarding, among other matters, the planned scope and timing of the audit and significant audit findings, including any significant deficiencies in internal control that we identify during our audit.

Independent auditor's report - Awilco Lng ASA 2021

A member firm of Ernst & Young Global Limited

Penneo document key: 8LLPJ-0GYUO-VXM4Q-Q1WY4-2SAXK-KV4VM



Building a better
working world

We also provide the audit committee with a statement that we have complied with relevant ethical requirements regarding independence, and to communicate with them all relationships and other matters that may reasonably be thought to bear on our independence, and where applicable, related safeguards.

From the matters communicated with the board of directors, we determine those matters that were of most significance in the audit of the financial statements of the current period and are therefore the key audit matters. We describe these matters in our auditor's report unless law or regulation precludes public disclosure about the matter or when, in extremely rare circumstances, we determine that a matter should not be communicated in our report because the adverse consequences of doing so would reasonably be expected to outweigh the public interest benefits of such communication.

Report on other legal and regulatory requirement

Report on compliance with regulation on European Single Electronic Format (ESEF)

Opinion

As part of our audit of the financial statements of Awilco Lng ASA we have performed an assurance engagement to obtain reasonable assurance whether the financial statements included in the annual report, with the file name 5967007LIEEXZXJO5C34-2021-12-31-en, has been prepared, in all material respects, in compliance with the requirements of the Commission Delegated Regulation (EU) 2019/815 on the European Single Electronic Format (ESEF Regulation) and regulation given with legal basis in Section 5-5 of the Norwegian Securities Trading Act, which includes requirements related to the preparation of the annual report in XHTML format and iXBRL tagging of the consolidated financial statements.

In our opinion, the financial statements included in the annual report have been prepared, in all material respects, in compliance with the ESEF Regulation.

Management's responsibilities

Management is responsible for the preparation of an annual report and iXBRL tagging of the consolidated financial statements that complies with the ESEF Regulation. This responsibility comprises an adequate process and such internal control as management determines is necessary to enable the preparation of an annual report and iXBRL tagging of the consolidated financial statements that is compliant with the ESEF Regulation.

Auditor's responsibilities

Our responsibility is to express an opinion on whether, in all material respects, the financial statements included in the annual report have been prepared in accordance with the ESEF Regulation based on the evidence we have obtained. We conducted our engagement in accordance with the International Standard for Assurance Engagements (ISAE) 3000 – "Assurance engagements other than audits or reviews of historical financial information". The standard requires us to plan and perform procedures to obtain reasonable assurance that the financial statements included in the annual report have been prepared in accordance with the ESEF Regulation.

As part of our work, we performed procedures to obtain an understanding of the company's processes for preparing its annual report in XHTML format. We evaluated the completeness and accuracy of the iXBRL tagging and assessed management's use of judgement. Our work comprised reconciliation of the iXBRL tagged data with the audited financial statements in human-readable format. We believe that the evidence we have obtained is sufficient and appropriate to provide a basis for our opinion.



Building a better
working world

Oslo, 29 April 2022
ERNST & YOUNG AS

The auditor's report is signed electronically

Johan Lid Nordby
State Authorised Public Accountant (Norway)

Penneo document key: 8LLPJ-0GYUC-VXM4Q-Q1WY4-2SAXK-KV4VM

Independent auditor's report - Awilco Lng ASA 2021

A member firm of Ernst & Young Global Limited



PENNEO

The signatures in this document are legally binding. The document is signed using Penneo™ secure digital signature. The identity of the signers has been recorded, and are listed below.

"By my signature I confirm all dates and content in this document."

Johan Nordby

Statsautorisert revisor

Serial number: 9578-5997-4-729076

IP: 213.52.xxx.xxx

2022-04-29 08:15:09 UTC



Penneo document key: 8LLPJ-0GYUC-VXM4Q-QTWY4-2SAXK-KV4VM

This document is digitally signed using Penneo.com. The digital signature data within the document is secured and validated by the computed hash value of the original document. The document is locked and timestamped with a certificate from a trusted third party. All cryptographic evidence is embedded within this PDF, for future validation if necessary.

How to verify the originality of this document

This document is protected by an Adobe CDS certificate. When you open the

document in Adobe Reader, you should see, that the document is certified by **Penneo e-signature service <penneo@penneo.com>**. This guarantees that the contents of the document have not been changed.

You can verify the cryptographic evidence within this document using the Penneo validator, which can be found at **<https://penneo.com/validate>**



Skattedirektoratet

Saksbehandler Torstein Kinden Helleland	Deres dato 10.06.2011	Vår dato 27.06.2011
Telefon 22078139	Deres referanse Jon Skule Storheill	Vår referanse 2011/588981

AWILCO LNG AS
Beddingen 8
0250 OSLO

Dispensasjon fra kravet om utarbeidelse av årsregnskap og årsberetning på norsk språk for Awilco LNG AS, org. nr. 996 564 894

Det vises til deres brev av 10. juni 2011 samt telefonsamtale i sakens anledning. Det søkes om dispensasjon fra kravet til å utarbeide årsregnskap og årsberetning på norsk språk for Awilco LNG AS.

Bakgrunn

Awilco LNG AS er et relativt nyetablert selskap innen skipsfartsnæringen. Selskapets hovedaktiviteter er å eie og operere LNG tankskip for internasjonal transport av LNG. All kommunikasjon med selskapets kunder, leverandører og øvrige samarbeidspartnere er på engelsk. Alle sentrale aktører og samarbeidspartnere innen denne bransjen behersker og benytter engelsk. Selskapet benytter også engelsk som arbeidsspråk og rapporterer all informasjon på engelsk.

Selskapet har for øyeblikket ingen gjeld, men ønsker å kunne henvende seg til det internasjonale finansmarkedet for å hente inn fremtidig finansiering. Den norske versjonen utarbeides kun for å tilfredsstillere regnskapsloven.

Skattedirektoratets vurdering og konklusjon

Etter regnskapsloven § 3-4 tredje ledd skal *”årsregnskapet og årsberetningen ... være på norsk. Departementet kan ved ... enkeltvedtak bestemme at årsregnskapet og/eller årsberetningen kan være på et annet språk.”*

I Ot. prp. nr. 42 (1997-1998) Om lov om årsregnskap m.v., er det uttalt følgende om regnskapslovens formål, jf. pkt. 1.1:

”Regjeringen har som siktemål at regnskapsloven skal bidra til informative regnskaper for ulike grupper av regnskapsbrukere. Regnskapsbrukerne er dels investorer og kreditorer som tilfører kapital til foretakene, og dels andre grupper som har interesse av å vite hvordan foretaket drives, f.eks. de ansatte og lokalsamfunnet. Informasjonen til kapitalmarkedet skal gi grunnlag for riktig prising av finansielle objekter. Riktig prisdannelse på aksjer er en forutsetning for at ressursbruken i samfunnsøkonomien skal bli best mulig. Gode regnskaper vil også gjøre det vanskeligere for markedsdeltakere å ta ut spekulasjonsgevinster med basis i skjevt fordelt informasjon.”

Postadresse Postboks 9200 Grønland 0134 Oslo	Besøksadresse Se www.skatteetaten.no Org. nr: 996250318	Sentralbord 800 80 000 Telefaks 22 17 08 60
For elektronisk henvendelse se www.skatteetaten.no		



Det fremgår således at et av hovedformålene med regnskapsloven er å bidra til "*informative regnskaper for ulike grupper av regnskapsbrukere*". Regnskapsbrukere vil omfatte, jf. uttalelsen i proposisjonen, blant andre investorer, kreditorer, ansatte og lokalsamfunnet.

Det er etter Skattedirektoratets vurdering derfor avgjørende ved vurdering av om dispensasjon fra kravet til å utarbeide årsregnskap og/eller årsberetning på norsk, at det ikke foreligger mulige brukere av regnskapsinformasjon som blir vesentlig berørt negativt ved en eventuell dispensasjon.


Som nevnt ovenfor er det særlig hensynet til brukerne av regnskapsinformasjon som skal vurderes ved en dispensasjonssøknad. Selskapets virksomhet er utpreget internasjonal og arbeidsspråket er engelsk. Selskapet har for øyeblikket ingen gjeld, men ønsker å kunne henvende seg til det internasjonale finansmarkedet for å hente inn fremtidig finansiering.

Skattedirektoratet gir på bakgrunn av en helhetsvurdering Awilco LNG AS dispensasjon fra kravet til å utarbeide årsregnskap og årsberetning på norsk språk, jf. regnskapsloven § 3-4 tredje ledd.

Dispensasjonen forutsetter at engelsk språk benyttes i stedet ved utarbeidelsen, og at øvrige opplysninger som vedtaket baserer seg på, heller ikke endres vesentlig.

Vennligst oppgi vår referanse ved henvendelser i anledning saken.

Med hilsen


Heide Lindsjorn
seksjonssjef
Rettsavdelingen, foretaksskatt
Skattedirektoratet


Torstein Kinden Helleland