



ÅRSREGNSKAPET FOR REGNSKAPSÅRET 2023 - GENERELL INFORMASJON

Enheten

Organisasjonsnummer: 929 361 830
Organisasjonsform: Aksjeselskap
Foretaksnavn: CHEM TANK SHIPPING VII AS
Forretningsadresse: Kalfarveien 57A
5022 BERGEN

Regnskapsår

Årsregnskapets periode: 01.01.2023 - 31.12.2023

Konsern

Morselskap i konsern: Nei

Regnskapsregler

Regler for små foretak benyttet: Ja
Benyttet ved utarbeidelsen av årsregnskapet til selskapet: Regnskapslovens alminnelige regler

Årsregnskapet fastsatt av kompetent organ

Bekreftet av representant for selskapet: Frank-Petter Kval
Dato for fastsettelse av årsregnskapet: 20.03.2024

Grunnlag for avgivelse

År 2023: Årsregnskapet er elektronisk innlevert
År 2022: Tall er hentet fra elektronisk innlevert årsregnskap fra 2023

Det er ikke krav til at årsregnskapet m.v. som sendes til Regnskapsregisteret er undertegnet. Kontrollen på at dette er utført ligger hos revisor/enhetens øverste organ. Sikkerheten ivaretas ved at innsender har rolle/rettighet for innsending av årsregnskapet via Altinn, og ved at det bekreftes at årsregnskapet er fastsatt av kompetent organ.

Brønnøysundregistrene, 13.07.2025



Resultatregnskap

Beløp i: USD	Note	2023	2022
RESULTATREGNSKAP			
Inntekter			
Revenue	1	8 847 509	4 172 206
Sum inntekter		8 847 509	4 172 206
Kostnader			
Operating expenses ship		2 596 761	1 009 666
Depreciation and amortisation expenses	2	1 695 600	629 100
Other expenses	3, 4	119 565	67 148
Sum kostnader		4 411 926	1 705 914
Driftsresultat		4 435 583	2 466 292
Finansinntekter og finanskostnader			
Annen renteinntekt		102 660	35 283
Other financial income		1 771	2 828
Sum finansinntekter		104 431	38 111
Annen rentekostnad	5	1 342 868	437 833
Other financial expenses		47 090	17 683
Sum finanskostnader		1 389 958	455 516
Netto finans		-1 285 527	-417 405
Ordinært resultat før skattekostnad		3 150 056	2 048 887
Income tax expense	6		
Ordinært resultat etter skattekostnad		3 150 056	2 048 887
Årsresultat		3 150 056	2 048 887
Årsresultat etter minoritetsinteresser		3 150 056	2 048 887
Totalresultat		3 150 056	2 048 887
Overføringer og disponeringer			
Other equity		3 150 056	2 048 887



Resultatregnskap

Beløp i: USD	Note	2023	2022
Sum overføringer og disponeringer		3 150 056	2 048 887



Balanse

Beløp i: USD	Note	2023	2022
BALANSE - EIENDELER			
Anleggsmidler			
Immaterielle eiendeler			
Varige driftsmidler			
Ships	2	27 208 246	28 903 846
Sum varige driftsmidler		27 208 246	28 903 846
Finansielle anleggsmidler			
Other long-term receivables	1	300 000	300 000
Sum finansielle anleggsmidler		300 000	300 000
Sum anleggsmidler		27 508 246	29 203 846
Omløpsmidler			
Varer			
Fordringer			
Accounts receivables	1	1 126 085	1 133 364
Other short-term receivables		49 066	29 026
Sum fordringer		1 175 151	1 162 390
Bankinnskudd, kontanter og lignende			
Cash and cash equivalents		1 867 710	2 364 397
Sum bankinnskudd, kontanter og lignende		1 867 710	2 364 397
Sum omløpsmidler		3 042 861	3 526 787
SUM EIENDELER		30 551 107	32 730 633
BALANSE - EGENKAPITAL OG GJELD			
Egenkapital			
Innskutt egenkapital			
Share capital	7	133 929	133 929



Balanse

Beløp i: USD	Note	2023	2022
Overkurs	8	9 182 152	13 205 496
Sum innskutt egenkapital		9 316 081	13 339 425
Opptjent egenkapital			
Other equity	8	5 198 943	2 048 887
Sum opptjent egenkapital		5 198 943	2 048 887
Sum egenkapital		14 515 024	15 388 312
Gjeld			
Langsiktig gjeld			
Annen langsiktig gjeld			
Gjeld til kredittinstitusjoner	5	15 835 828	17 152 968
Sum annen langsiktig gjeld		15 835 828	17 152 968
Sum langsiktig gjeld		15 835 828	17 152 968
Kortsiktig gjeld			
Leverandørgjeld		101	5 329
Public duties payable		3 552	
Other current liabilities		196 602	184 024
Sum kortsiktig gjeld		200 255	189 353
Sum gjeld		16 036 083	17 342 321
SUM EGENKAPITAL OG GJELD		30 551 107	32 730 633



Brønnøysundregistrene

ÅRSREGNSKAP FOR REGNSKAPSÅRET 2023 - GENERELL INFORMASJON

Journalnummer: 2024 657653

Enheten

Organisasjonsnummer: 929 361 830
Organisasjonsform: Aksjeselskap
Foretaksnavn: CHEM TANK SHIPPING VII AS
Forretningsadresse: Kalfarveien 57A
5022 BERGEN

Regnskapsår

Årsregnskapets periode: 01.01.2023 - 31.12.2023

Konsern

Morselskap i konsern: Nei

Regnskapsregler

Regler for små foretak benyttet: Ja
Benyttet ved utarbeidelsen av
årsregnskapet til selskapet: Regnskapslovens alminnelige regler

Årsregnskapet fastsatt av kompetent organ

Bekreftet av representant for selskapet: Frank-Petter Kval
Dato for fastsettelse av årsregnskapet: 20.03.2024

Grunnlag for avgivelse

År 2023: Årsregnskap er elektronisk innlevert.
År 2022: Tall er hentet fra elektronisk innlevert årsregnskap fra 2023.

Det er ikke krav til at årsregnskapet m.v. som sendes til Regnskapsregisteret er undertegnet. Kontrollen på at dette er utført ligger hos revisor/enhetens øverste organ. Sikkerheten ivaretas ved at innsender har rolle/rettighet for innsending av årsregnskapet via Altinn, og ved at det bekreftes at årsregnskapet er fastsatt av kompetent organ.

Brønnøysundregistrene, 22.07.2024



Organisasjonsnr: 929 361 830
CHEM TANK SHIPPING VII AS

RESULTATREGNSKAP

Beløp i: USD	Note	2023	2022
RESULTATREGNSKAP			
Inntekter			
Revenue	1	8 847 509	4 172 206
Sum inntekter		8 847 509	4 172 206
Kostnader			
Operating expenses ship		2 596 761	1 009 666
Depreciation and amortisation expenses	2	1 695 600	629 100
Other expenses	3, 4	119 565	67 148
Sum kostnader		4 411 926	1 705 914
Driftsresultat		4 435 583	2 466 292
Finansinntekter og finanskostnader			
Annen renteinntekt		102 660	35 283
Other financial income		1 771	2 828
Sum finansinntekter		104 431	38 111
Annen rentekostnad	5	1 342 868	437 833
Other financial expenses		47 090	17 683
Sum finanskostnader		1 389 958	455 516
Netto finans		-1 285 527	-417 405
Ordinært resultat før skattekostnad			
Income tax expense	6	3 150 056	2 048 887
Ordinært resultat etter skattekostnad		3 150 056	2 048 887
Årsresultat		3 150 056	2 048 887
Årsresultat etter minoritetsinteresser		3 150 056	2 048 887
Totalresultat		3 150 056	2 048 887
Overføringer og disponeringer			
Other equity		3 150 056	2 048 887
Sum overføringer og disponeringer		3 150 056	2 048 887



Organisasjonsnr: 929 361 830
CHEM TANK SHIPPING VII AS

BALANSE

Beløp i: USD Note 2023 2022

BALANSE - EIENDELER

Anleggsmidler Immaterielle eiendeler

Varige driftsmidler

Ships 2 27 208 246 28 903 846
Sum varige driftsmidler 27 208 246 28 903 846

Finansielle anleggsmidler Other long-term receivables 1 Sum finansielle anleggsmidler

300 000 300 000
300 000 300 000

Sum anleggsmidler 27 508 246 29 203 846

Omløpsmidler Varer

Fordringer

Accounts receivables 1 1 126 085 1 133 364
Other short-term
receivables 49 066 29 026
Sum fordringer 1 175 151 1 162 390

Bankinnskudd, kontanter og lignende Cash and cash equivalents Sum bankinnskudd, kontanter og lignende

1 867 710 2 364 397
1 867 710 2 364 397

Sum omløpsmidler 3 042 861 3 526 787

SUM EIENDELER 30 551 107 32 730 633

BALANSE - EGENKAPITAL OG GJELD

Egenkapital

Innskutt egenkapital

Share capital 7 133 929 133 929
Overkurs 8 9 182 152 13 205 496
Sum innskutt egenkapital 9 316 081 13 339 425

Opptjent egenkapital

Other equity 8 5 198 943 2 048 887
Sum opptjent egenkapital 5 198 943 2 048 887

Sum egenkapital 14 515 024 15 388 312



Gjeld			
Langsiktig gjeld			
Annen langsiktig gjeld			
Gjeld til			
kredittinstitusjoner	5	15 835 828	17 152 968
Sum annen langsiktig gjeld		15 835 828	17 152 968
Sum langsiktig gjeld		15 835 828	17 152 968
Kortsiktig gjeld			
Leverandørgjeld		101	5 329
Public duties payable		3 552	
Other current liabilities		196 602	184 024
Sum kortsiktig gjeld		200 255	189 353
Sum gjeld		16 036 083	17 342 321
SUM EGENKAPITAL OG GJELD		30 551 107	32 730 633



Organisasjonsnr: 929 361 830
CHEM TANK SHIPPING VII AS

NOTEOPPLYSNINGER - SELSKAP - alle poster oppgitt i hele tall

Note

Antall årsverk i regnskapsåret
0.00

<u>Sum</u>	<u>Beløp</u>
<u>Balanseført verdi 31.12.</u>	<u>Varige driftsmidler Immaterielle eiend.</u>

Konsernregnskap

Morselskapet sitt navn

Forretningskontor for morselskapet

Begrunnelse for at datterselskap er utelatt fra konsolideringen

<u>Samlet beløp - tilknyttet selskap</u>	<u>Årets</u>	<u>Fjorårets</u>
--	--------------	------------------

<u>Samlet beløp - foretak i samme konsern</u>	<u>Årets</u>	<u>Fjorårets</u>
---	--------------	------------------

<u>Samlet beløp - foretak i samme konsern</u>	<u>Årets</u>	<u>Fjorårets</u>
---	--------------	------------------

<u>Samlet beløp - felles kontrollert virksomhet</u>	<u>Årets</u>	<u>Fjorårets</u>
---	--------------	------------------

<u>Pantstillelse</u>	<u>Beløp</u>
----------------------	--------------

<u>Beholdning av egne aksjer</u>	<u>Antall</u>	<u>Pålydende</u>	<u>Andel av aksjek.</u>
----------------------------------	---------------	------------------	-------------------------



Income statement
Amounts in USD
Chem Tank Shipping VII AS

OPERATING INCOME AND OPERATING EXPENSES	NOTE	2023	2022
Revenue	1	8 847 509	4 172 206
Total income		8 847 509	4 172 206
Operating expenses ship		2 596 761	1 009 666
Depreciation and amortisation expenses	2	1 695 600	629 100
Other expenses	3, 4	119 565	67 148
Total expenses		4 411 926	1 705 914
Operating profit		4 435 583	2 466 292
FINANCIAL INCOME AND EXPENSES			
Other interest income		102 660	35 283
Other financial income		1 771	2 828
Other interest expenses	5	1 342 868	437 833
Other financial expenses		47 090	17 683
Net financial items		-1 285 527	-417 405
Net profit before tax		3 150 056	2 048 887
Net profit or loss		3 150 056	2 048 887
ATTRIBUTABLE TO			
Other equity		3 150 056	2 048 887
Total		3 150 056	2 048 887



Balance sheet
Amounts in USD
Chem Tank Shipping VII AS

ASSETS	NOTE	2023	2022
NON-CURRENT ASSETS			
PROPERTY, PLANT AND EQUIPMENT			
Ships	2	27 208 246	28 903 846
Total property, plant and equipment		27 208 246	28 903 846
NON-CURRENT FINANCIAL ASSETS			
Other long-term receivables	1	300 000	300 000
Total non-current financial assets		300 000	300 000
Total non-current assets		27 508 246	29 203 846
CURRENT ASSETS			
DEBTORS			
Accounts receivables	1	1 126 085	1 133 364
Other short-term receivables		49 066	29 026
Total receivables		1 175 151	1 162 390
Cash and cash equivalents		1 867 710	2 364 397
Total current assets		3 042 861	3 526 787
Total assets		30 551 107	32 730 633



Balance sheet

Amounts in USD

Chem Tank Shipping VII AS

EQUITY AND LIABILITIES	NOTE	2023	2022
EQUITY			
PAID-IN CAPITAL			
Share capital	7	133 929	133 929
Share premium reserve	8	9 182 152	13 205 496
Total paid-up equity		9 316 081	13 339 425
RETAINED EARNINGS			
Other equity	8	5 198 943	2 048 887
Total retained earnings		5 198 943	2 048 887
Total equity		14 515 024	15 388 312
LIABILITIES			
OTHER NON-CURRENT LIABILITIES			
Liabilities to financial institutions	5	15 835 828	17 152 968
Total non-current liabilities		15 835 828	17 152 968
CURRENT LIABILITIES			
Trade payables		101	5 329
Public duties payable		3 552	0
Other current liabilities		196 602	184 024
Total current liabilities		200 255	189 353
Total liabilities		16 036 083	17 342 321
Total equity and liabilities		30 551 107	32 730 633



Balance sheet

Amounts in USD

Chem Tank Shipping VII AS

Bergen, 20.03.2024

The board of Chem Tank Shipping VII AS

Frank-Petter Kval
Frank-Petter Kval | Mar 20, 2024 16:35 GMT+1
Frank-Petter Kval
general Manager

Øystein Elgan
Øystein Elgan | Mar 20, 2024 22:05 GMT+1
Øystein Elgan
chairman of the board

Torben Kölln
Torben Kölln | Mar 21, 2024 08:16 GMT+1
Torben Kölln
member of the board

Christian Bruusgaard
Christian Bruusgaard | Mar 23, 2024 05:28 GMT+1
Christian Bruusgaard
member of the board

Pål G. Benestad
Pål G. Benestad | Mar 23, 2024 09:16 GMT+1
Pål Benestad
member of the board

Torfin Eide
Torfin Eide | Mar 23, 2024 08:25 GMT+1
Torfin Eide
member of the board



Notes to the financial statements

Accounting principles

The company was incorporated on 20 May 2022.

1.1 Conformity of principles

The annual accounts have been prepared in conformity with the Accounting Act and NRS 8 - Good accounting practice for small companies.

1.2 Valuation and classification of assets and liabilities

Assets included for long-term ownership and use are classified as fixed assets. Other assets are classified as current assets. Receivables that fall due within one year of the balance sheet date are classified as current assets. The same principles are used when classifying short-term and long-term debt.

Current assets are valued at the lower of acquisition cost and fair value

Fixed assets are valued at acquisition cost. Property, plant and equipment are entered in the balance sheet and depreciated over the asset's economic lifetime. Property, plant and equipment are written down to a recoverable amount in the case of fall in value which is expected not to be temporary.

Other long-term debt and short-term debt are valued at par.

1.3 Translation of foreign currency

a) Functional, accounting and presentation currency

The financial statements are presented in USD, which is the functional, accounting and presentation currency of the company.

b) Transactions and balance sheet items in foreign currency

Foreign currency transactions are translated to the functional currency at the exchange rate on the date of the transaction. Balance sheet items are translated to the functional currency at the exchange rate on the balance sheet date. Exchange rate fluctuations are posted to the profit and loss account as they arise under other financial items.



1.4 Property, plant and equipment

Fixed assets are valued at acquisition cost less depreciation and write-downs. When disposing of fixed assets, the gain or loss is calculated as the difference between remuneration and book value. Direct maintenance of plant and equipment is expensed on an ongoing basis under operating costs, while additions or improvements are added to the asset's cost price and depreciated in line with the asset.

Depreciation is calculated using the linear method based on expected economic lifetime and salvage value at the end of the economic lifetime. Depreciation period and method are evaluated annually to ensure that the period and method match the economic realities concerning the asset. The same is true for the salvage value.

The costs related to drydock are capitalized and depreciated periodically to the next drydock. When acquiring a vessel, part of the acquiring cost is decomposed and depreciated to the next drydock. Other maintenance is expensed on an ongoing basis under operating costs. If the drydock includes significant improvements, the cost related to this will be added to the vessel and depreciated in line with the vessel.

1.5 Accounts receivables and other receivables

Receivables from customers and other receivables are entered at par value after deducting a provision for expected losses. The provision for losses is made on the basis of an individual assessment of the respective receivables. In addition an unspecified provision is made to cover expected losses on claims in respect of customer receivables.

1.6 Capitalized loan fees

Costs related to the establishing of debt to credit institutions are capitalized and amortized over the duration of the loan.

1.7 Cash and cash equivalents

Cash and cash equivalents includes cash, bank deposits and other means of payment with maturations less than three months from acquisition.

1.8 Tax

The company is taxed based on the Norwegian tonnage tax regime. As part of the tonnage tax arrangement, the company is exempt from tax liability on ordinary income. However, net financial profit is taxed a rate of 22%. Deferred tax asset resulting from net financial loss carried forward is not capitalized in the balance sheet. Payable tonnage tax is classified as other operating expense..

1.9 Revenues

The company's vessels have entered into charter agreement with Hansa Tankers AS. Net charter income and travelling dependent costs earned are allocated to the participating vessels based on pool points as the service is delivered.

1.10 Expenses

Expenses are normally incurred in the same period as relating revenue is earned. In cases where there is no clear relation between expense and revenue, the allocation is done on the company's discretion. Other exemptions from the matching principles are described where relevant.

1.11 Provisions

A provision is booked when the company has an obligation resulting from a previous event, it is probable that there will be an economic settlement resulting from this obligation, and the size of the settlement can be measured on a reliable basis.



Note 1 - Revenues

The company's vessel has entered into commercial management agreement with Hansa Tankers AS.
Net charter income and travelling dependent costs earned amount to USD 8 847 509.
Accounts receivables related to this amount were USD 1 133 364 at year end.

Outstanding amounts as at 31.12.:

Receivables	2023
Hansa Tankers AS, pool balance	1 126 085
Hansa Tankers AS, working capital funds	300 000
Total	1 426 085

Note 2 - Vessels, capitalized drydock

	Vessels	Capitalized drydock	Total
Acquisition cost 01.01.2023	28 782 946	750 000	29 532 946
Additions	0	0	0
Disposals	0	0	0
Acquisition cost 31.12.2023	28 782 946	750 000	29 532 946
Accumulated depreciation 01.01.2023	535 500	93 600	629 100
This year's depreciation	1 446 000	249 600	1 695 600
Accumulated depreciation 31.12.2023	1 981 500	343 200	2 324 700
Book value as at 31.12.2023	26 801 446	406 800	27 208 246
Expected economic lifetime	18 years	3 years	
Depreciation plan	Linear	Linear	

The company acquired the ship on 11.08.2022. Remaining economic lifetime at date of delivery was 18 years.

The ship is expected to drydock in 2025, economic lifetime for capitalized drydock is therefore 3 years.

Note 3 - Employees, remunerations

Employees

The company has no employees. The company is not liable to maintain an occupational pension scheme under the Mandatory Occupational Pensions Act.

Remuneration to auditor	2023
Audit fees	4 290
Fees related to preparation of financial statements and tax records	3 769
Total	8 059

Remuneration to the board of directors

There has been no remuneration paid out to the board of directors.



Note 4 - Transactions with related parties

The company has no employees, but purchases all management services from related party Tailwind Management AS. Fees related to this amount to USD 90 000.

Note 5 - Debt to financial institutions

Debt secured by charges	2023	2022
Debt to financial institutions	15 998 075	17 359 615
Total	15 998 075	17 359 615

The company has capitalized borrowing costs of USD 162 247 as of 31.12.2023. These are depreciated over 5 years. Remaining depreciation period is 3,5 years as of 31.12.23. Capitalized borrowing costs are presented as part of debt to financial institutions.

Maturity structure of debt to financial institutions	Debt to Sparebanken Vest
Debt per 31.12.2023	15 998 075
2024	1 361 540
2025	1 361 540
2026	1 361 540
2027	11 913 455

The debt is repaid in quarterly installments of USD 340 385, in addition to a balloon payment of USD 10 892 300 at the last quarterly payment.

Charged assets and guarantees

The following assets have been charged as security for the company's debt

Asset		Book value 31.12.2023
Vessels	USD	26 801 446
Cash and cash equivalents	USD	1 867 710
Accounts receivables	USD	1 126 085
Total		29 795 241

In addition, the company's shareholder has charged its shares in Chem Tank Shipping VII as security for the debt.

The debt to credit institutions includes covenants.

The company is compliant of the covenants as at 31.12.23.



Note 6 - Taxes

This year's tax expense	2023	2022
Payable tax	-	-
Total tax expense	-	-
Tonnage tax	3 552	2 465
Net financial result	-128 370	-194 286
This year's payable tax		
Taxable financial profit	-128 370	-194 286
Tax rate	22 %	22 %
This year's tax payable	-	-
Temporary differences		
Taxable financial loss carried forward	-322 656	-194 286
Basis deferred tax	-322 656	-194 286
Deferred tax	-80 664	-42 743
Not capitalized	80 664	42 743
Deferred tax in the balance sheet	-	-

Note 7 - Total shares and shareholders

The share capital of NOK 1 334 000 consists of 1 334 shares each with a par value of NOK 1 000.

List of largest shareholders as at 31.12.2023

Name	Number of shares	Ownership
Chem Tank Invest VII AS	1 334	100 %
Total	1 334	100 %

Shareholders with positions in the company

Frank-Petter Kval (share of Chem Anchor Invest VII AS)	General manager
Christian Bruusgaard (share of Acadia Holding AS)	Board member
Torfin Eide (share of Chem Anchor Invest VII AS)	Board member
Torben Kölln (share of Buss Shipping GmbH & CO KG)	Board member
Pål Benestad (share of Beinir AS)	Board member

Note 8 - Equity capital

	Share capital	Share premium	Other equity capital	Total
Equity capital 01.01.2023	133 929	13 205 496	2 048 887	15 388 312
Dividend		-4 023 344		-4 023 344
Result for the year			3 150 056	3 150 056
Equity capital 31.12.2023	133 929	9 182 152	5 198 943	14 515 024



FS Chem Tank Shipping VII AS 2023

Final Audit Report

2024-03-23

Created:	2024-03-20
By:	Frank Petter Kval (frank.petter.kval@tailwind.as)
Status:	Signed
Transaction ID:	CBJCHBCAABAARxR1jC_Uo_B1StVqvUkXVg2T3tMTXKij


"FS Chem Tank Shipping VII AS 2023" History


-  Document created by Frank Petter Kval (frank.petter.kval@tailwind.as)
2024-03-20 - 3:27:45 PM GMT- IP address: 82.134.78.110
-  Document emailed to fpk@tailwind.as for signature
2024-03-20 - 3:27:50 PM GMT
-  Email viewed by fpk@tailwind.as
2024-03-20 - 3:37:46 PM GMT- IP address: 104.47.18.126
-  Signer fpk@tailwind.as entered name at signing as Frank-Petter Kval
2024-03-20 - 3:38:45 PM GMT- IP address: 82.134.78.110
-  Document e-signed by Frank-Petter Kval (fpk@tailwind.as)
Signature Date: 2024-03-20 - 3:38:47 PM GMT - Time Source: server- IP address: 82.134.78.110
-  Document emailed to oystein@rieberson.no for signature
2024-03-20 - 3:38:49 PM GMT
-  Email viewed by oystein@rieberson.no
2024-03-20 - 9:03:59 PM GMT- IP address: 85.164.253.82
-  Signer oystein@rieberson.no entered name at signing as Øystein Elgan
2024-03-20 - 9:05:24 PM GMT- IP address: 85.164.253.82
-  Document e-signed by Øystein Elgan (oystein@rieberson.no)
Signature Date: 2024-03-20 - 9:05:26 PM GMT - Time Source: server- IP address: 85.164.253.82
-  Document emailed to t.koelln@leonhardt-blumberg.com for signature
2024-03-20 - 9:05:27 PM GMT
-  Email viewed by t.koelln@leonhardt-blumberg.com
2024-03-21 - 5:15:58 AM GMT- IP address: 93.67.103.235





Adobe Acrobat Sign





 Signer t.koelln@leonhardt-blumberg.com entered name at signing as Torben Koelln
2024-03-21 - 5:16:56 AM GMT - IP address: 93.67.103.235


 Document e-signed by Torben Koelln (t.koelln@leonhardt-blumberg.com)
Signature Date: 2024-03-21 - 5:16:58 AM GMT - Time Source: server- IP address: 93.67.103.235


 Document emailed to pgb@benestadeiendom.no for signature
2024-03-21 - 5:17:00 AM GMT


 Email viewed by pgb@benestadeiendom.no
2024-03-23 - 7:14:49 AM GMT - IP address: 104.47.1.254


 Signer pgb@benestadeiendom.no entered name at signing as Pål G. Benestad
2024-03-23 - 7:16:31 AM GMT - IP address: 88.94.249.227


 Document e-signed by Pål G. Benestad (pgb@benestadeiendom.no)
Signature Date: 2024-03-23 - 7:16:33 AM GMT - Time Source: server- IP address: 88.94.249.227


 Document emailed to Torfin Eide (torfin.eide@hansa-tankers.com) for signature
2024-03-23 - 7:16:34 AM GMT


 Email viewed by Torfin Eide (torfin.eide@hansa-tankers.com)
2024-03-23 - 7:18:37 AM GMT - IP address: 104.47.18.126


 Document e-signed by Torfin Eide (torfin.eide@hansa-tankers.com)
Signature Date: 2024-03-23 - 7:25:40 AM GMT - Time Source: server- IP address: 89.10.161.54

 Document emailed to chrbruus@outlook.com for signature
2024-03-23 - 7:25:41 AM GMT

 Email viewed by chrbruus@outlook.com
2024-03-23 - 5:05:04 PM GMT - IP address: 104.47.51.254

 Signer chrbruus@outlook.com entered name at signing as Christian Bruusgaard
2024-03-23 - 5:06:22 PM GMT - IP address: 90.118.213.198

 Document e-signed by Christian Bruusgaard (chrbruus@outlook.com)
Signature Date: 2024-03-23 - 5:06:24 PM GMT - Time Source: server- IP address: 90.118.213.198

 Agreement completed.
2024-03-23 - 5:06:24 PM GMT



To the General Meeting of Chem Tank Shipping VII AS

Independent Auditor's Report

Opinion

We have audited the financial statements of Chem Tank Shipping VII AS (the Company), which comprise the balance sheet as at 31 December 2023, the income statement for the year then ended, and notes to the financial statements, including a summary of significant accounting policies.

In our opinion the financial statements comply with applicable statutory requirements, and the financial statements give a true and fair view of the financial position of the Company as at 31 December 2023, and its financial performance for the year then ended in accordance with the Norwegian Accounting Act and accounting standards and practices generally accepted in Norway.

Basis for Opinion

We conducted our audit in accordance with International Standards on Auditing (ISAs). Our responsibilities under those standards are further described in the *Auditor's Responsibilities for the Audit of the Financial Statements* section of our report. We are independent of the Company as required by relevant laws and regulations in Norway and the International Ethics Standards Board for Accountants' International Code of Ethics for Professional Accountants (including International Independence Standards) (IESBA Code), and we have fulfilled our other ethical responsibilities in accordance with these requirements. We believe that the audit evidence we have obtained is sufficient and appropriate to provide a basis for our opinion.

Responsibilities of the Board of Directors and the Managing Director for the Financial Statements

The Board of Directors and the Managing Director (management) are responsible for the preparation of financial statements that give a true and fair view in accordance with the Norwegian Accounting Act and accounting standards and practices generally accepted in Norway, and for such internal control as management determines is necessary to enable the preparation of financial statements that are free from material misstatement, whether due to fraud or error.

In preparing the financial statements, management is responsible for assessing the Company's ability to continue as a going concern, disclosing, as applicable, matters related to going concern. The financial statements use the going concern basis of accounting insofar as it is not likely that the enterprise will cease operations.

Auditor's Responsibilities for the Audit of the Financial Statements

Our objectives are to obtain reasonable assurance about whether the financial statements as a whole are free from material misstatement, whether due to fraud or error, and to issue an auditor's report that includes our opinion. Reasonable assurance is a high level of assurance, but is not a guarantee that an audit conducted in accordance with ISAs will always detect a material misstatement when it exists. Misstatements can arise from fraud or error and are considered material if, individually or in aggregate, they could reasonably be expected to influence the economic decisions of users taken on the basis of these financial statements. For further description of Auditor's Responsibilities for the Audit of the Financial Statements reference is made to: <https://revisorforeningen.no/revisjonsberetninger>

Bergen, 12 April 2024

PricewaterhouseCoopers AS

Jon Haugervåg
State Authorised Public Accountant
(This document is signed electronically)

PricewaterhouseCoopers AS, Sandviksbodene 2A, Postboks 3984 - Sandviken, NO-5835 Bergen
T: 02316, org. no.: 987 009 713 MVA, www.pwc.no
Statsautoriserte revisorer, medlemmer av Den norske Revisorforening og autorisert regnskapsførerselskap



 Securely signed with Brevio

Revisjonsberetning

Signers:

Name	Method	Date
Haugervåg, Jon	BANKID	2024-04-12 15:58

This document package contains:

- Closing page (this page)
- The original document(s)
- The electronic signatures. These are not visible in the document, but are electronically integrated.



This file is sealed with a digital signature.
The seal is a guarantee for the authenticity
of the document.



Skatteetaten

Vår dato
14.02.2023

Din/Deres dato
27.01.2023

Saksbehandler
Lars Waalorp

800 80 000
Skatteetaten.no

Din/Deres referanse
AR533601059

Telefon
90833418

Org.nr
974761076

Vår referanse
2023/5042789

Postadresse
Postboks 9200 Grønland
0134 OSLO

CHEM TANK INVEST VII AS
Postboks 2322 Møllendal
5867 BERGEN

Att. Frank-Petter Kval

Tillatelse til å utarbeide årsregnskap og årsberetning på engelsk

Vi viser til deres brev av 27. januar 2023 der det søkes om dispensasjon fra kravet til å utarbeide årsregnskap og årsberetning på norsk for følgende selskaper:

Chem Tank Invest VII AS org.nr. **929 326 687**
Chem Tank Shipping VII AS org.nr. **929 361 830**

Skattekontoret gir på bakgrunn av en konkret helhetsvurdering de overnevnte selskaper dispensasjon fra kravet til å utarbeide årsregnskap og årsberetning på norsk, jf. regnskapsloven § 3-4 tredje ledd. Dispensasjonen gjelder så lenge opplysningene som danner grunnlaget for vedtaket ikke endres vesentlig.

Kopi av dette brevet må sendes til Regnskapsregisteret i Brønnøysund sammen med årsregnskapet. Den regnskapspliktige må selv dokumentere ved dette brev at tillatelse er gitt.

Bakgrunn

Chem Tank Shipping VII AS er et heleid datterselskap av Chem Tank Invest VII AS som igjen er eid av norske og utenlandske profesjonelle investorer. Selskapene driver internasjonal befraktningsvirksomhet, og all kommunikasjon med samarbeidspartnerne er på engelsk.

Skattekontorets vurdering

Etter regnskapsloven § 3-4 tredje ledd skal "årsregnskapet og årsberetningen [...] være på norsk. Departementet kan ved [...] enkeltvedtak bestemme at årsregnskapet og/eller årsberetningen kan være på et annet språk."

I Ot. prp. nr. 42 (1997-1998) Om lov om årsregnskap mv., er det uttalt følgende om regnskapslovens formål, jf. pkt. 1.1:

"Regjeringen har som siktemål at regnskapsloven skal bidra til informative regnskaper for ulike grupper av regnskapsbrukere. Regnskapsbrukerne er dels investorer og kreditorer som tilfører kapital til foretakene, og dels andre grupper som har interesse av å vite hvordan foretaket drives, f.eks. de ansatte og lokalsamfunnet. Informasjonen til kapitalmarkedet skal gi grunnlag for riktig prising av finansielle objekter. Riktig prisdannelse på aksjer er en forutsetning for at ressursbruken i



samfunnsøkonomien skal bli best mulig. Gode regnskaper vil også gjøre det vanskeligere for markedsdeltakere å ta ut spekulasjonsgevinster med basis i skjevt fordelt informasjon.”

Det fremgår således at et av hovedformålene med regnskapsloven er å bidra til "informative regnskaper for ulike grupper av regnskapsbrukere". Regnskapsbrukere vil omfatte, jf. uttalelsen i proposisjonen, blant andre investorer, kreditorer, ansatte og lokalsamfunnet.

Det er etter skattekontorets vurdering derfor avgjørende ved vurdering av om dispensasjon fra kravet til å utarbeide årsregnskap og/eller årsberetning på norsk kan gis, at det ikke foreligger mulige brukere av regnskapsinformasjon som blir vesentlig berørt negativt ved en eventuell dispensasjon.

Det er særlig hensynet til brukerne av regnskapsinformasjon som skal vurderes ved en dispensasjonssøknad. I denne vurderingen har skattekontoret lagt særlig vekt på at selskapene er eid av norske og utenlandske profesjonelle investorer. Videre er det vektlagt at selskapene driver virksomhet i en internasjonal bransje der alle sentrale aktører behersker og benytter engelsk.

Vennligst oppgi vår referanse ved henvendelse i saken.

Med hilsen

Lars Waalorp
seniorrådgiver
Brukerdialog, brukerkontakt
Skatteetaten

Dokumentet er elektronisk godkjent og har derfor ikke håndskrevne signaturer.