



## ÅRSREGNSKAPET FOR REGNSKAPSÅRET 2023 - GENERELL INFORMASJON

### Enheten

Organisasjonsnummer: 934 468 740  
Organisasjonsform: Aksjeselskap  
Foretaksnavn: HEIDELBERG MATERIALS BETONG NORGE AS  
Forretningsadresse: Lilleakerveien 2A  
0283 OSLO

### Regnskapsår

Årsregnskapets periode: 01.01.2023 - 31.12.2023

### Konsern

Morselskap i konsern: Ja  
Konsernregnskap lagt ved: Nei

### Regnskapsregler

Regler for små foretak benyttet: Nei  
Benyttet ved utarbeidelsen av årsregnskapet til selskapet: Regnskapslovens alminnelige regler

### Årsregnskapet fastsatt av kompetent organ

Bekreftet av representant for selskapet: Eva Tennevik  
Dato for fastsettelse av årsregnskapet: 06.05.2024

### Grunnlag for avgivelse

År 2023: Årsregnskapet er elektronisk innlevert  
År 2022: Tall er hentet fra elektronisk innlevert årsregnskap fra 2023

*Det er ikke krav til at årsregnskapet m.v. som sendes til Regnskapsregisteret er undertegnet. Kontrollen på at dette er utført ligger hos revisor/enhetens øverste organ. Sikkerheten ivaretas ved at innsender har rolle/rettighet for innsending av årsregnskapet via Altinn, og ved at det bekreftes at årsregnskapet er fastsatt av kompetent organ.*

Brønnøysundregistrene, 02.07.2025



## Resultatregnskap

Beløp i: NOK	Note	2023	2022
<b>RESULTATREGNSKAP</b>			
<b>Inntekter</b>			
Salgsinntekt	2	963 479 362	1 120 231 978
Annen driftsinntekt		4 835 552	3 726 099
<b>Sum inntekter</b>		<b>968 314 914</b>	<b>1 123 958 077</b>
<b>Kostnader</b>			
Varekostnad		557 114 223	661 672 251
Lønnskostnad	3	89 601 848	88 800 420
Avskrivning av driftsmidler	4	14 188 835	13 261 584
Nedskrivning av varige driftsmidler og immaterielle eiendeler	4		10 372 085
Annen driftskostnad	5, 6	285 774 716	320 277 905
<b>Sum kostnader</b>		<b>946 679 622</b>	<b>1 094 384 245</b>
<b>Driftsresultat</b>		<b>21 635 292</b>	<b>29 573 832</b>
<b>Finansinntekter og finanskostnader</b>			
Inntekt på investering i datterselskap		50 074 590	6 379 111
Renteinntekt fra foretak i samme konsern		17 879 619	7 377 652
Annen renteinntekt		1 621 765	1 976 501
Annen finansinntekt		176 448	320 285
<b>Sum finansinntekter</b>		<b>69 752 422</b>	<b>16 053 549</b>
Annen rentekostnad		214 524	160 003
Annen finanskostnad		876 273	480 170
<b>Sum finanskostnader</b>		<b>1 090 797</b>	<b>640 173</b>
<b>Netto finans</b>	7	<b>68 661 625</b>	<b>15 413 376</b>
<b>Ordinært resultat før skattekostnad</b>		<b>90 296 917</b>	<b>44 987 208</b>
Skattekostnad	8	9 232 492	8 808 694
<b>Ordinært resultat etter skattekostnad</b>		<b>81 064 425</b>	<b>36 178 514</b>
<b>Årsresultat</b>		<b>81 064 425</b>	<b>36 178 514</b>
<b>Overføringer og disponeringer</b>			



## Resultatregnskap

<b>Beløp i: NOK</b>	<b>Note</b>	<b>2023</b>	<b>2022</b>
Konsernbidrag		23 088 000	29 640 000
Avsatt til annen egenkapital		57 976 425	6 538 514
<b>Sum overføringer og disponeringer</b>		<b>81 064 425</b>	<b>36 178 514</b>



## Balanse

Beløp i: NOK	Note	2023	2022
<b>BALANSE - EIENDELER</b>			
<b>Anleggsmidler</b>			
<b>Immaterielle eiendeler</b>			
<b>Varige driftsmidler</b>			
Tomter, bygninger o.a. fast eiendom	4	159 206 929	69 830 769
Maskiner og anlegg	4	221 689 292	260 281 757
Driftsløsøre, inventar o.a. utstyr	4	1 747 274	1 903 342
<b>Sum varige driftsmidler</b>		<b>382 643 495</b>	<b>332 015 868</b>
<b>Finansielle anleggsmidler</b>			
Investering i datterselskap	9	161 311 951	161 311 951
Investeringer i tilknyttet selskap	9	51 170 000	51 170 000
Pensjonsmidler	10	17 355 000	6 353 490
Andre langsiktige fordringer	10, 11, 12	24 193 597	3 970 333
<b>Sum finansielle anleggsmidler</b>		<b>254 030 548</b>	<b>222 805 774</b>
<b>Sum anleggsmidler</b>		<b>636 674 043</b>	<b>554 821 642</b>
<b>Omløpsmidler</b>			
<b>Varer</b>			
<b>Sum varer</b>	13	<b>17 326 410</b>	<b>14 705 181</b>
<b>Fordringer</b>			
Kundefordringer	14, 14	154 291 959	166 367 144
Andre fordringer	14	503 274 390	535 526 891
<b>Sum fordringer</b>		<b>657 566 349</b>	<b>701 894 035</b>
<b>Bankinnskudd, kontanter og lignende</b>			
<b>Sum bankinnskudd, kontanter og lignende</b>	15		<b>103 577</b>
<b>Sum omløpsmidler</b>		<b>674 892 759</b>	<b>716 702 793</b>
<b>SUM EIENDELER</b>		<b>1 311 566 802</b>	<b>1 271 524 435</b>



## Balanse

Beløp i: NOK	Note	2023	2022
<b>BALANSE - EGENKAPITAL OG GJELD</b>			
<b>Egenkapital</b>			
<b>Innskutt egenkapital</b>			
Aksjekapital	16, 17	124 800 000	124 800 000
<b>Sum innskutt egenkapital</b>		<b>124 800 000</b>	<b>124 800 000</b>
<b>Opptjent egenkapital</b>			
Annen egenkapital	17	964 226 387	900 730 682
<b>Sum opptjent egenkapital</b>		<b>964 226 387</b>	<b>900 730 682</b>
<b>Sum egenkapital</b>		<b>1 089 026 387</b>	<b>1 025 530 682</b>
<b>Gjeld</b>			
<b>Langsiktig gjeld</b>			
Utsatt skatt	8	14 730 424	11 022 236
<b>Sum avsetninger for forpliktelser</b>		<b>14 730 424</b>	<b>11 022 236</b>
<b>Annen langsiktig gjeld</b>			
<b>Sum langsiktig gjeld</b>		<b>14 730 424</b>	<b>11 022 236</b>
<b>Kortsiktig gjeld</b>			
Leverandørgjeld	14, 14	116 435 359	120 088 384
Betalbar skatt	8	569 025	4 943 253
Skyldige offentlige avgifter		25 087 578	23 584 444
Annen kortsiktig gjeld	14	65 718 029	86 355 436
<b>Sum kortsiktig gjeld</b>		<b>207 809 991</b>	<b>234 971 517</b>
<b>Sum gjeld</b>		<b>222 540 415</b>	<b>245 993 753</b>
<b>SUM EGENKAPITAL OG GJELD</b>		<b>1 311 566 802</b>	<b>1 271 524 435</b>



## Brønnøysundregistrene

### ÅRSREGNSKAP FOR REGNSKAPSÅRET 2023 - GENERELL INFORMASJON

Journalnummer: 2024 615860

#### Enheten

Organisasjonsnummer: 934 468 740  
Organisasjonsform: Aksjeselskap  
Foretaksnavn: HEIDELBERG MATERIALS BETONG NORGE AS  
Forretningsadresse: Lilleakerveien 2A  
0283 OSLO

#### Regnskapsår

Årsregnskapets periode: 01.01.2023 - 31.12.2023

#### Konsern

Morselskap i konsern: Ja  
Konsernregnskap lagt ved: Nei

#### Regnskapsregler

Regler for små foretak benyttet: Nei  
Benyttet ved utarbeidelsen av årsregnskapet til selskapet: Regnskapslovens alminnelige regler

#### Årsregnskapet fastsatt av kompetent organ

Bekreftet av representant for selskapet: Eva Tennevik  
Dato for fastsettelse av årsregnskapet: 06.05.2024

#### Grunnlag for avgivelse

År 2023: Årsregnskap er elektronisk innlevert.  
År 2022: Tall er hentet fra elektronisk innlevert årsregnskap fra 2023.

*Det er ikke krav til at årsregnskapet m.v. som sendes til Regnskapsregisteret er undertegnet. Kontrollen på at dette er utført ligger hos revisor/enhetens øverste organ. Sikkerheten ivaretas ved at innsender har rolle/rettighet for innsending av årsregnskapet via Altinn, og ved at det bekreftes at årsregnskapet er fastsatt av kompetent organ.*

Brønnøysundregistrene, 11.07.2024



Organisasjonsnr: 934 468 740  
HEIDELBERG MATERIALS BETONG NORGE  
AS

## RESULTATREGNSKAP

Beløp i: NOK	Note	2023	2022
<b>RESULTATREGNSKAP</b>			
<b>Inntekter</b>			
Salgsinntekt	2	963 479 362	1 120 231 978
Annen driftsinntekt		4 835 552	3 726 099
<b>Sum inntekter</b>		<b>968 314 914</b>	<b>1 123 958 077</b>
<b>Kostnader</b>			
Varekostnad		557 114 223	661 672 251
Lønnskostnad	3	89 601 848	88 800 420
Avskrivning av driftsmidler	4	14 188 835	13 261 584
Nedskrivning av varige driftsmidler og immaterielle eiendeler	4		10 372 085
Annen driftskostnad	5, 6	285 774 716	320 277 905
<b>Sum kostnader</b>		<b>946 679 622</b>	<b>1 094 384 245</b>
<b>Driftsresultat</b>		<b>21 635 292</b>	<b>29 573 832</b>
<b>Finansinntekter og finanskostnader</b>			
Inntekt på investering i datterselskap		50 074 590	6 379 111
Renteinntekt fra foretak i samme konsern		17 879 619	7 377 652
Annen renteinntekt		1 621 765	1 976 501
Annen finansinntekt		176 448	320 285
<b>Sum finansinntekter</b>		<b>69 752 422</b>	<b>16 053 549</b>
Annen rentekostnad		214 524	160 003
Annen finanskostnad		876 273	480 170
<b>Sum finanskostnader</b>		<b>1 090 797</b>	<b>640 173</b>
<b>Netto finans</b>	7	<b>68 661 625</b>	<b>15 413 376</b>
<b>Ordinært resultat før skattekostnad</b>			
Skattekostnad	8	9 232 492	8 808 694
<b>Ordinært resultat etter skattekostnad</b>		<b>81 064 425</b>	<b>36 178 514</b>
<b>Årsresultat</b>		<b>81 064 425</b>	<b>36 178 514</b>
<b>Overføringer og disponeringer</b>			
Konsernbidrag		23 088 000	29 640 000
Avsatt til annen egenkapital		57 976 425	6 538 514
<b>Sum overføringer og disponeringer</b>		<b>81 064 425</b>	<b>36 178 514</b>







Aksjekapital	16, 17	124 800 000	124 800 000
<b>Sum innskutt egenkapital</b>		<b>124 800 000</b>	<b>124 800 000</b>
<b>Opptjent egenkapital</b>			
Annen egenkapital	17	964 226 387	900 730 682
<b>Sum opptjent egenkapital</b>		<b>964 226 387</b>	<b>900 730 682</b>
<b>Sum egenkapital</b>		<b>1 089 026 387</b>	<b>1 025 530 682</b>
<b>Gjeld</b>			
<b>Langsiktig gjeld</b>			
Utsatt skatt	8	14 730 424	11 022 236
<b>Sum avsetninger for forpliktelser</b>		<b>14 730 424</b>	<b>11 022 236</b>
Annen langsiktig gjeld			
<b>Sum langsiktig gjeld</b>		<b>14 730 424</b>	<b>11 022 236</b>
<b>Kortsiktig gjeld</b>			
Leverandørgjeld	14, 14	116 435 359	120 088 384
Betalbar skatt	8	569 025	4 943 253
Skyldige offentlige avgifter		25 087 578	23 584 444
Annen kortsiktig gjeld	14	65 718 029	86 355 436
<b>Sum kortsiktig gjeld</b>		<b>207 809 991</b>	<b>234 971 517</b>
<b>Sum gjeld</b>		<b>222 540 415</b>	<b>245 993 753</b>
<b>SUM EGENKAPITAL OG GJELD</b>		<b>1 311 566 802</b>	<b>1 271 524 435</b>



Organisasjonsnr: 934 468 740  
HEIDELBERG MATERIALS BETONG NORGE  
AS

NOTEOPPLYSNINGER - SELSKAP - alle poster oppgitt i hele tall

Note  
16

#### Antall aksjer og aksjeeiere

<u>Aksjeklasse</u>	<u>Ant. aksjer</u>	<u>Pålydende</u>	<u>Bokført verdi</u>
Ordinære aksjer	1950000.00	64.00	124800000.00
<u>Aksjeeiere - fritekst</u>	<u>Antall</u>	<u>Eierandel</u>	<u>Aksjeklasse</u>
Heidelberg Materials Norway AS	1950000.00	100.00%	Ordinære aksjer
<u>Sum</u>	<u>Sum antall</u>	<u>Sum eierandel</u>	
	1950000.00	100.00%	

Note  
3

#### Lønn og ytelser

<u>Lønn</u>	<u>Årets</u>	<u>Fjorårets</u>
	68734894.00	68890721.00
<u>Arbeids giveravgift</u>	<u>Årets</u>	<u>Fjorårets</u>
	10929123.00	10129257.00
<u>Pensjonskostnader</u>	<u>Årets</u>	<u>Fjorårets</u>
	6488980.00	5440662.00
<u>Andre ytelser</u>	<u>Årets</u>	<u>Fjorårets</u>
	3448851.00	4339781.00
<u>Sum lønnskostnader</u>	<u>Årets</u>	<u>Fjorårets</u>
	89601848.00	88800421.00

#### Ytelser til daglig leder

Note

#### Ytelser til andre ledende personer

<u>Ledende person</u>	<u>Lønn</u>	<u>Pensj.forpl.</u>	<u>Andre godtgj.</u>
Daglig leder	1666823.00	6202.00	985029.00
<u>Sum ytelse andre led.pers.</u>	<u>Lønn</u>	<u>Pensj.forpl.</u>	<u>Andre godtgj.</u>
	1666823.00	6202.00	985029.00



Administrerende direktør deltar i selskapets pensjonsordning og i bonusordningen for ledere i HeidelbergCement Northern Europe. Størrelsen på bonus avhenger av selskapets inntjening og oppnåelse av individuelle mål. Ledende ansatte har ikke hatt opsjonsavtale eller annen aksjebasert avlønning i 2023.

## Note

### Ytelser til revisjon

Revisjon	Årets	Fjorårets
	302224.00	251974.00
Andre tjenester	Årets	Fjorårets
	100702.00	94556.00
Sum godtgjørelse til revisor	Årets	Fjorårets
	402926.00	346530.00

## Note

### Antall årsverk i regnskapsåret

Virksomheten har hatt følgende antall årsverk:  
73.60

## Note

9

### Konsern, tilknyttet selskap og datterselskap

#### Tilknyttet selskap/datterselskap


Navn og adresse	Eierandel	Stemmeandel	Egenkapital	Resultat
Heidelberg Materials	100.00%		48918669.00	4682562.00
Tilslag Norge AS				
Betong Sør AS	100.00%		42373122.00	6707952.00
Sola Betong AS *	66.60%		9345334.00	1230618.00
Betong Øst AS*	50.00%		121587475.00	54337406.00
Betong Vest AS*	40.00%		35264987.00	4159790.00
ISPS Terminal				
Sjursøy Nord AS				
Sylteosen Betong AS*	40.00%		28328024.00	18839762.00
Betongpumping AS*	50.00%		8200888.00	1944216.00

\*Dette er hentet fra 2022 regnskapet siden foreløpige tall ikke er klar per avleggelse av regnskap. \*Dette er hentet fra 2022 regnskapet siden foreløpige tall ikke er klar per avleggelse av regnskap. Investeringer i datterselskap og tilknyttede selskap vurderes etter kostmetoden i selskapsregnskapet. Det er mottatt 40 000 TNOK i utbytte fra Betong Øst AS, 800 TNOK fra Betong Vest AS, 1 000 TNOK fra Sola Betong AS, 7 525 TNOK fra Sylteosen Betong AS, Betongpumping AS 750 TNOK. Utbytte er ført som finansinntekt.






Heidelberg Materials



Report of Heidelberg Materials AG on the  
**Annual Financial  
Statements 2023**



# Annual financial statements 2023



<b>4</b>	<b>Balance sheet</b>	<b>32</b>	<b>Independent auditor's report</b>
<b>6</b>	<b>Income statement</b>	<b>39</b>	<b>Responsibility statement</b>
<b>7</b>	<b>Statement of changes in fixed assets/Notes for the 2023 financial year</b>		
<b>8</b>	<b>Notes for the 2023 financial year</b>		
8	General information		
8	Accounting and valuation methods		
11	Notes to the balance sheet		
15	Notes to the income statement		
17	Other information		
31	Proposal for the appropriation of the balance sheet profit		



## Annual financial statements

In accordance with section 315 (5) of the German Commercial Code (HGB), the management report of Heidelberg Materials AG has been combined with the Group's management report, as the business trend, economic position, and future opportunities and risks of the parent company are closely linked with the Group on account of their common activity in the building materials business.

The combined management report of Heidelberg Materials Group and Heidelberg Materials AG can be found in the Group's Annual and Sustainability Report 2023.

The list of shareholdings in accordance with section 285 no. 11 of the German Commercial Code (HGB) can also be found in the notes of the Group's Annual and Sustainability Report 2023.

The annual financial statements and the combined management report of Heidelberg Materials AG and the Group for the 2023 financial year will be published in the Company Register.

Due to rounding, numbers presented in the annual financial statements may not add up precisely to the totals provided.



	Notes	31 Dec. 2022	31 Dec. 2023
<b>Assets</b>			
€ m			
<b>Fixed assets</b>			
Acquired concessions, industrial property rights, similar rights and assets, and licences thereunder		23.6	27.6
Goodwill		0.9	0.7
Prepayments		6.1	5.5
<b>Intangible assets</b>	<b>1</b>	<b>30.6</b>	<b>33.8</b>
Land and buildings		316.6	324.3
Plant and machinery		300.6	306.5
Other operating equipment		51.8	49.7
Prepayments and assets under construction		66.2	88.9
<b>Property, plant and equipment</b>	<b>2</b>	<b>755.2</b>	<b>769.4</b>
Investments in subsidiaries	<b>3</b>	21,090.0	22,292.4
Loans to subsidiaries	<b>4</b>	1,116.4	1,388.6
Investments in other participations	<b>5</b>	211.7	359.5
Other loans		0.0	0.0
<b>Financial assets</b>		<b>22,418.1</b>	<b>24,040.5</b>
		<b>23,183.9</b>	<b>24,843.7</b>
<b>Current assets</b>			
Raw materials and consumables		41.0	42.9
Work in progress		36.2	40.6
Finished goods and goods for resale		18.3	24.3
Prepayments		0.1	0.1
Emission rights		62.6	73.9
<b>Inventories</b>	<b>6</b>	<b>158.3</b>	<b>181.9</b>
Trade receivables		10.1	8.3
Receivables from subsidiaries		2,053.5	646.1
Receivables from other participations		3.6	3.1
Other assets		112.1	71.6
<b>Receivables and other assets</b>	<b>7</b>	<b>2,179.4</b>	<b>729.1</b>
<b>Cash at bank and in hand</b>		<b>243.9</b>	<b>2,052.5</b>
		<b>2,581.5</b>	<b>2,963.4</b>
<b>Prepaid expenses</b>	<b>8</b>	<b>18.1</b>	<b>27.5</b>
<b>Balance sheet total</b>		<b>25,783.5</b>	<b>27,834.6</b>



### Equity and liabilities

€m	Notes	31 Dec. 2022	31 Dec. 2023
<b>Equity</b>			
Subscribed share capital	9	579.3	558.6
Treasury shares	9	-20.7	-12.4
Share premium	10	6,159.9	6,180.6
Other revenue reserves	11	4,024.6	3,968.6
Balance sheet profit	12	494.3	566.4
		<b>11,257.3</b>	<b>11,261.8</b>
<b>Provisions</b>			
Provisions for pensions	13	394.2	400.1
Tax provisions	14	323.2	286.8
Other provisions	15	220.7	176.8
		<b>938.1</b>	<b>863.7</b>
<b>Liabilities</b>			
Bonds payable	16	1,750.0	2,500.0
Bank loans		279.5	95.2
Trade payables		132.1	113.7
Liabilities to subsidiaries		11,386.3	12,688.4
Liabilities to other participations		1.2	0.7
Other liabilities		58.8	110.7
		<b>13,608.0</b>	<b>15,708.7</b>
<b>Deferred income</b>			
		<b>0.1</b>	<b>0.4</b>
<b>Balance sheet total</b>		<b>25,783.5</b>	<b>27,834.6</b>



## Profit and Loss Account

€m	Notes	2022	2023
<b>Revenue</b>	17	<b>1,024.5</b>	<b>1,044.0</b>
Change in finished goods and work in progress		13.0	10.3
Own work capitalised		1.2	2.3
<b>Operating revenue</b>		<b>1,038.8</b>	<b>1,056.7</b>
Other operating income	18	30.7	16.7
Material costs	19	-440.8	-385.8
Personnel costs	20	-287.1	-305.1
Amortisation and depreciation of intangible assets and property, plant, and equipment		-48.7	-47.6
Other operating expenses	21	-250.4	-291.2
<b>Operating result</b>		<b>42.5</b>	<b>43.7</b>
Income from profit transfer agreements	22	13.5	922.5
Income from investments	23	129.7	11.9
Income from long-term loans	24	37.9	64.9
Other interest and similar income			282.0
Income from currency translation	25	1,645.7	923.8
Write-ups on financial assets	26	0.0	142.7
Impairment on financial assets	26	0.0	-15.1
Interest and similar expenses	24	-252.4	-601.6
Expenses from currency translation	25	-1,613.6	-922.2
Taxes on income	27	-92.9	-45.4
<b>Profit after tax</b>		<b>258.1</b>	<b>807.3</b>
Other taxes		-1.1	-1.1
<b>Profit for the financial year</b>		<b>257.0</b>	<b>806.2</b>
Profit brought forward		37.3	10.2
Withdrawals from other revenue reserves		216.0	20.7
Increase of other revenue reserves		0.0	-250.0
Income from reduction of capital		16.0	20.7
Increase of share premium		-16.0	-20.7
Expense from cancellation of treasury shares		-16.0	-20.7
<b>Balance sheet profit</b>		<b>494.3</b>	<b>566.4</b>



**Statement of changes in fixed assets/ Notes for the 2023 financial year**

€m	Acquisition and production cost				Accumulated depreciation and impairment				Carrying amount			
	1 Jan. 2023	Additions	Disposals	Transfer	31 Dec. 2023	1 Jan. 2023	Additions	Disposals	Transfer	31 Dec. 2023	31 Dec. 2022	
<b>Intangible assets</b>												
	Acquired concessions, industrial property rights, similar rights and assets, and licences thereunder											
	117.3	7.6	13.9	7.5	118.5	93.6	10.3	13.0		90.9	27.6	23.6
	70.3				70.3	69.3	0.1			69.4	0.7	0.9
	6.0	4.9		-5.5	5.5	0.0				0.0	5.5	6.1
	<b>193.6</b>	<b>12.5</b>	<b>13.9</b>	<b>2.0</b>	<b>194.2</b>	<b>162.9</b>	<b>10.4</b>	<b>13.0</b>		<b>160.3</b>	<b>33.8</b>	<b>30.6</b>
<b>Property, plant and equipment</b>												
	827.1	9.2	3.8	10.9	843.4	510.6	12.2	3.7		519.1	324.3	316.6
	891.8	6.6	26.0	15.6	888.0	591.2	16.0	25.7		581.5	306.5	300.6
	135.3	4.5	3.2	2.3	138.9	83.6	8.9	3.2		89.3	49.7	51.8
	66.2	53.4		-30.7	88.9	0.0				0.0	88.9	66.2
	<b>1,920.4</b>	<b>73.7</b>	<b>33.0</b>	<b>-2.0</b>	<b>1,959.1</b>	<b>1,185.4</b>	<b>37.1</b>	<b>32.6</b>		<b>1,189.9</b>	<b>769.4</b>	<b>735.2</b>
<b>Financial assets</b>												
	21,091.5	1,231.0	28.5		22,294.0	1.5				1.5	22,292.4	21,090.0
	1,120.4	371.1	83.8		1,407.7	4.0	15.1			19.0	1,388.6	1,116.4
	354.8	5.1			359.9	143.1		142.7 <sup>1)</sup>		0.4	359.5	211.7
	3.4				3.4	3.4				3.4	0.0	0.0
	<b>22,570.1</b>	<b>1,607.2</b>	<b>112.3</b>	<b>0.0</b>	<b>24,065.0</b>	<b>152.0</b>	<b>15.1</b>	<b>142.7</b>	<b>0.0</b>	<b>24.3</b>	<b>24,040.5</b>	<b>22,418.1</b>
	<b>24,684.1</b>	<b>1,693.3</b>	<b>159.2</b>	<b>0.0</b>	<b>26,218.3</b>	<b>1,500.3</b>	<b>62.6</b>	<b>188.3</b>	<b>0.0</b>	<b>1,374.5</b>	<b>24,843.7</b>	<b>23,183.9</b>

<sup>1)</sup> Write-up €m 142.7

## Notes for the 2023 financial year

### General information

Heidelberg Materials AG has its registered office in Heidelberg, Germany. The company is listed in the register of the Mannheim Local Court (Amtsgericht) under HRB number 330082. Heidelberg Materials AG is a large corporation within the meaning of section 267 of the German Commercial Code (Handelsgesetzbuch, HGB).

The 2023 financial statements of Heidelberg Materials AG are presented in compliance with the HGB, the German Stock Corporation Act (Aktiengesetz, AktG), and the Articles of Association.

In the interest of better clarity and transparency, the remarks to be made in accordance with the statutory provisions for the items of the balance sheet and income statement on their face as well as the remarks to be made either in the balance sheet or income statement or in the Notes are listed in the Notes. The income statement classifies expenses according to their nature. The financial year is the calendar year.

For improved presentation, the figures are shown in millions of euros.

The balance sheet structure defined by the HGB has been extended on the assets side under inventories to include the item "5. Emission rights". The "income from currency translation", "write-ups on financial assets", and "expenses from currency translation" are shown as separate items in the income statement. The structure

of the income statement is extended to include the voluntary subtotals "operating revenue" and "operating result" for improved clarity. In addition, the sub-items of material costs and personnel costs are summarised in the income statement and shown separately in the Notes. The structure of the income statement has been expanded to include the item "Income from profit transfer agreements" pursuant to Section 277(3)(2) of the HGB.

The accounting and valuation methods used in the preparation of the annual financial statements remained unchanged in comparison with the previous year.

The financial statements are prepared on the assumption that the company will continue to operate for the foreseeable future. Therefore, the going concern assumption was used for the valuation.

### Accounting and valuation methods

Acquired **intangible assets** are capitalised at cost and amortised on a straight-line basis over the expected useful life of five to ten years. Where impairment is expected to be permanent, extraordinary write-downs are made.

The option to capitalise development costs is not used for internally generated intangible assets. Expenses incurred in this respect are recognised in profit or loss in the year in which they are incurred.

The goodwill recognised as a result of acquisitions and mergers is mainly due to the acquisition of customer bases, which are amortised over the average customer retention period of between 10 and 15 years.

Prepayments are accounted for at their nominal amount.

**Property, plant and equipment** are valued at acquisition or production cost less amortisation and depreciation and any extraordinary write-downs. Production cost includes direct cost of materials, direct labour, and an appropriate portion of necessary materials and production overheads including production-related depreciation.

Depreciation is applied on the basis of the following useful lives:

#### Useful lives

	Years
Buildings	10 to 30
Plant and machinery	25
Other operating and office equipment	5 to 15
IT hardware	5

Since 1 January 2008, additions have been depreciated on a straight-line basis. Wherever possible, the declining balance depreciation method is used for assets purchased prior to 1 January 2008. The transition to straight-line depreciation takes place in the year in which the straight-line method leads to higher annual depreciation for the first time. The amortisation of exploitation rights is measured according to the reduction in substance.

Low-value assets with an acquisition cost of less than €800.00 are written off in the year of addition.

## Annual financial statements

Heidelberg Materials 2023 9

Prepayments are reported at their nominal amount. Assets under construction are recognised at acquisition or production cost.

Of the **financial assets**, investments in subsidiaries and investments in other participations are recognised at cost. Impairment that is expected to be permanent is provided for by extraordinary write-downs. Loans are valued at their nominal amount less valuation allowances. Impairment losses are reversed up to a maximum of the acquisition cost if the reasons for impairment no longer apply.

The Statement of changes in fixed assets is shown on page 7.

**Inventories** are stated at the lower of cost or market. Raw materials, consumables, as well as spare parts were generally measured using the periodic LIFO method. This approach did not lead to any major differences compared with the last known market price.

Finished goods and work in progress are valued at cost on the basis of individual product costing derived from the current cost accounting. In addition to the direct cost of materials, direct labour, and other special direct costs, the cost includes an adequate share of production and material overheads, depreciation, and general administration costs. Borrowing costs are not included in the cost. Goods purchased for resale are recognised at the lower of cost or market.

Prepayments are accounted for at their nominal amount.

Adequate allowances provide for all identifiable inventory valuation risks resulting from slow-moving goods, reduced usability, and lower replacement costs.

**Emission rights** are shown as inventories. Emission rights granted free of charge are initially measured at a nominal value of zero. Emission rights acquired for consideration are accounted for at cost using the moving average method and are subject to write-down in the event of impairment. Provisions for the obligation to return emission rights are recognised if the actual CO<sub>2</sub> emissions up to the reporting date are not covered by emission rights granted free of charge. The amount of the provision for emission rights already acquired for consideration is measured at the carrying amount and, for emission rights yet to be acquired in order to fulfil the obligation, at the market value as at the reporting date.

**Receivables and other assets** are accounted for at their nominal value. Valuation allowances provide for identifiable individual risks. A general loss allowance of 6% of all receivables is recognised for general credit risks.

**Cash at bank and in hand** is reported at nominal amount.

Expenses prior to the reporting date are shown as **pre-paid expenses** if they represent expenses for a certain time after this date.

**Provisions for pensions** are determined using actuarial principles based on biometric assumptions (Heubeck 2018 G mortality tables) according to the projected unit credit method. Future expected salary and pension increases are taken into account when calculating the obligations. The standard retirement age in the statutory pension insurance is used. For the calculation, an average market interest rate of the past ten years is used, which is forecast on the reporting date and applies to an assumed remaining term of 15 years. The additional amount due to the new German Accounting Law Modernisation Act (Bilanzrechtsmodernisierungsgesetz, BilMoG) regulations for the measurement of provisions for pensions will be distributed at a rate of at least 1/15 in each financial year until 31 December 2024 pursuant to the transitional provisions of the BilMoG.

The impact of the discounting and the change to the discount rate recognised in profit or loss is shown in the financial result. When calculating the expense from discounting, it is presumed that changes to discount rate, defined benefit obligation, and remaining term occur at the end of the financial year.

There is a group contractual trust agreement (CTA) to protect pension entitlements from insolvency. They are measured at fair value. These plan assets are offset against the underlying defined benefit obligations.

Securities-linked pension commitments with a capital maintenance or minimum interest guarantee are recognised at the fair value of the assets as soon as this exceeds the guaranteed minimum amount in the individual case.

The **tax provisions** are reported at the necessary settlement amount according to reasonable commercial assessment.

**Other provisions** are reported at the necessary settlement amount which, according to reasonable commercial assessment, is necessary to cover all impending losses and contingent liabilities as at the reporting date. Their valuation takes into consideration future price and cost increases. Provisions with a remaining term of more than one year are discounted using the average market interest rate of the last seven years, which is calculated by the German Central Bank and appropriate to the term.

The impact of the discounting and the change to the discount rate recognised in profit or loss is shown in the financial result. When calculating the expense from discounting, it is presumed that changes to discount rate, defined benefit obligation, and remaining term occur at the end of the financial year.

**Liabilities** are recognised at the settlement amount.

**Deferred income** contains proceeds prior to the reporting date if they represent income for a certain time after this date.

Transactions in foreign currency are recognised at the average spot exchange rate effective at the time they occur. Financial assets, receivables, and liabilities, as well as contingent liabilities in **foreign currency**, are valued for currency translation purposes at the aver-

age spot exchange rate effective as at the reporting date – unless included in valuation units. The realisation and parity principle is applied where the remaining term exceeds one year.

**Derivative financial instruments** are used to cover Group-wide currency, interest rate, and price risks as part of the central financial management function. In the event of a direct hedging relationship between derivative financial instruments and the hedged item, valuation units are formed and accounted for using the net hedge presentation method. If no adequate hedge relationship exists, anticipated losses are recognised in profit or loss.

**Deferred taxes** are determined for timing differences between the statutory and tax valuation of fixed assets, liabilities, and prepaid expenses. Where applicable, tax losses carried forward are also taken into account. The calculation of deferred taxes is based on the combined income tax rate, which was 29.7% (previous year: 29.7%) for Heidelberg Materials AG in the reporting year. This rate is composed of corporation tax, solidarity surcharge, and trade tax.

Deferred tax liabilities are predominantly due to different valuations of fixed assets. Deferred tax assets arise from higher obligations for defined benefit obligations and provisions for partial retirement and anniversary benefits in the financial statements prepared under the HGB. In addition, deferred tax assets result from non-tax-deductible provisions for anticipated losses and from higher valuations of inventories in the tax accounts.

A total resulting tax burden is recognised on the balance sheet as a deferred tax liability. In the event of an overall tax reduction, the excess deferred tax assets are not recognised on the balance sheet pursuant to the option under section 274(1)(2) of the HGB.

In Germany, the rules on global minimum taxation (Pillar Two) have been transposed into local law as a minimum tax law. For Heidelberg Materials AG, this will result in initial application for the 2024 financial year.

We carried out an impact analysis in order to estimate the future effects of the new regulations. This analysis is based on the currently available tax returns, the country-by-country report, and the financial statements of the business units to be included. Based on the impact analysis, we assume that we are represented in only a few jurisdictions where the transitional safe harbour regulations do not apply and where the simplified effective tax rate is simultaneously less than 15%.

On the basis of the information available at this point in time and notwithstanding any possible changes to local tax laws in the various jurisdictions, Heidelberg Materials AG anticipates an increase in the current tax expense of a low single-digit million euro amount in the 2024 financial year due to the global minimum tax.

Pursuant to section 274(3) of the German Commercial Code (HGB), Heidelberg Materials AG does not recognise any deferred taxes resulting from differences in connection with global minimum taxation (Pillar Two).

## Notes to the balance sheet

### 1 Intangible assets

Additions to intangible assets mainly relate to software acquired for consideration. Depreciation and amortisation amounted to €10.4 million (previous year: 11.2).

### 2 Property, plant and equipment

Additions to property, plant and equipment include investments in production sites and administrative activities. Depreciation of property, plant and equipment amounted to €37.1 million (previous year: 37.5). Write-ups on property, plant and equipment amounted to €0 million (previous year: 1.3).

### 3 Investments in subsidiaries

In the 2023 financial year, a capital reduction of €28.5 million was effected at HCT Holding Malta Limited, Malta, and PT Indocement Tunggal Prakarsa Tbk., Indonesia, was acquired within the Group at an acquisition cost of €1,231.0 million.

### 4 Loans to subsidiaries

Of the loans, in the reporting year, €200.0 million were granted to Heidelberg Materials France S.A.S., France, €56.3 million to Heidelberg Materials- Suez Cement S.A.E., Egypt, €46.5 million to Hanson Quarry Products (Israel) Ltd, Israel, and €4.3 million to Scantogo Mines SA, Togo. A loan of €63.9 million was obtained for Tanga Cement PLC, Tanzania, as reported under loans to related companies. Of the disposals, €2.0 million were attributable to the repayment of the loan from Cimen-

terie de Lukala S.A., DR Congo, and €3.3 million to the repayment of the loan from Cimbenin S.A., Benin. €15.1 million of the write-down on loans pertains to Heidelberg Materials- Suez Cement S.A.E., Egypt, as the loan is no longer expected to be fully recoverable.

### 5 Investments in other participations

The main investments in other participations are held in Akçansa Çimento Sanayi ve Ticaret A.Ş., Turkey; Südbayerisches Portland-Zementwerk Gebr. Wiesböck & Co. GmbH, Rohrdorf, Germany; and Kronimus AG, Iffezheim, Germany. The participation in Akçansa Çimento Sanayi ve Ticaret A.Ş., Turkey, was written up by €143 million due to the increase in fair value.

### 6 Inventories

Work in progress and finished goods and goods for resale predominantly comprise clinker and cement stocks.

### 7 Receivables and other assets

Receivables from subsidiaries mainly concern current financial receivables of €541.5 million (previous year: 1,950.0) and trade receivables of €104.5 million (previous year: 103.5). Financial receivables decreased due to the intra-Group acquisition of PT Indocement Tunggal Prakarsa Tbk, Indonesia. Receivables from other participations consist of financial receivables of €0.1 million (previous year: 1.0) and trade receivables of €3.0 million (previous year: 2.6).

As in the previous year, trade receivables, receivables from subsidiaries, and receivables from other participations have a remaining term of less than one year.

Other assets essentially include interest receivables, a reserve account for the non-payment of pre-financed receivables, and receivables from tax refund claims. Other assets with a term of more than one year amount to €0.1 million (previous year: 0.1).

### 8 Prepaid expenses

The prepaid expenses item mainly contains expenses from the drawing of credit lines and debts, which are amortised through profit or loss over the term. The balance as at the year end totalled €27.5 million (previous year: 18.1), of which €17.4 million (previous year: 11.1) relates to debt discounts.

### 9 Subscribed share capital and shares

#### Subscribed share capital and shares

€'000s	Subscribed share capital	Number of shares
1 January 2023	579,275	193,091,900
Cancellation of treasury shares	-20,719	-6,906,281
<b>31 December 2023</b>	<b>558,556</b>	<b>186,185,619</b>

As at the reporting date of 31 December 2023, the subscribed share capital amounts to €558,556,857.00. It is divided into 186,185,619 shares; the shares are no-par value bearer shares. The pro rata amount of each share is €3.00, which corresponds to a proportionate amount of the subscribed share capital.

## Authorised capital

The annual general meeting held on 4 June 2020 authorised the Managing Board, with the consent of the Supervisory Board, to increase the company's subscribed share capital by a total amount of up to €178,500,000 by issuing new no-par value bearer shares in return for cash contributions and/or contributions in kind on one or more occasions in partial amounts until 3 June 2025 (Authorised Capital 2020). The shareholders must be granted subscription rights. However, the Managing Board is authorised by the Articles of Association, in certain cases described in more detail in the authorisation, to exclude the subscription rights of shareholders – i.e. in the event of a capital increase for cash in order to realise residual amounts, to service option or conversion rights, or to issue shares totalling up to 10% of the share capital at a near-market price; or in the event of a capital increase in return for contributions in kind, for the purpose of acquiring companies or within the scope of implementing a dividend in kind/dividend option. As at 31 December 2023, the authorisation to issue new shares in return for cash contributions and/or contributions in kind forming the basis of the Authorised Capital 2020 had not been used.

## Conditional share capital

In addition, the conditional share capital described below existed as at 31 December 2023. The Annual General Meeting of 11 May 2023 decided to conditionally increase the subscribed share capital by a further amount of up to €115,800,000, divided into up to 38,600,000 new no-par value bearer shares (Conditional Share Capital 2023). The conditional capital increase serves to back the issuance of option or conversion rights, or option or conversion obligations on Heidelberg Materials AG shares. The conditional capital increase is only carried out insofar as the Managing

Board issues warrant or convertible bonds under the authorisation until 10 May 2028 and the bearers of option or conversion rights make use of their rights. Warrant or convertible bonds may also be issued with option or conversion obligations. The shareholders generally have a subscription right to newly issued warrant or convertible bonds. The authorisation governs specific cases in which the Managing Board may exclude the subscription right of shareholders to warrant or convertible bonds. As at 31 December 2023, the authorisation to issue warrant or convertible bonds forming the basis of the Conditional Share Capital 2023 had not been used.

A corresponding volume limit as well as the deduction clauses ensure that the sum of all exclusions of subscription rights in the Authorised Capital 2020 and the Conditional Share Capital 2023 will not exceed a limit of 10% of the share capital existing at the time the authorisation to exclude the subscription right comes into force.

## Authorisation to acquire treasury shares

Furthermore, the authorisation to acquire treasury shares described below existed as at 31 December 2023. On 11 May 2023, the Annual General Meeting authorised the company to acquire treasury shares up to 10 May 2028, once or several times, in whole or partial amounts, up to a total of 10% of the share capital at the time of the Annual General Meeting's resolution, or – if this amount is lower – of the share capital at the time this authorisation is exercised, for any permissible purpose within the scope of the legal restrictions. The authorisation may not be used for the purpose of trading in treasury shares. At no time may more than 10% of the respective share capital be attributable to the acquired own shares combined with other shares which the company has already acquired and still possesses.

The shares may be acquired via the stock exchange or by way of a public purchase offer or by means of a public call for the submission of offers to sell or by issuing rights to sell shares to the shareholders. The treasury shares acquired on the basis of the authorisation will be used by selling them via the stock exchange or in another suitable manner while ensuring the equal treatment of the shareholders, or for any other purposes permitted by law. The Managing Board is authorised to cancel the acquired treasury shares with the consent of the Supervisory Board without further resolution of the Annual General Meeting. The cancellation may also be effected without a capital decrease by adjusting the proportional amount of the remaining no-par value shares in the company's subscribed share capital. In both cases, the Managing Board is authorised to adjust the number of no-par value shares in the Articles of Association. Shareholders' subscription rights can be excluded in certain cases.

On 28 July 2021, the company announced that it would make use of this authorisation of 6 May 2021, replaced by the current authorisation, to launch a share buyback programme in August 2021 with a total volume of up to €1 billion (excluding incidental acquisition costs) and a maturity date of 30 September 2023. The share buyback will be carried out in various tranches via the stock exchange. The aim of the share buyback programme is to strengthen shareholder return. The company started the share buyback on 10 August 2021 with a first tranche in a planned volume of €300 to €350 million. A total of 5,324,577 shares were acquired by the completion of the first tranche on 2 December 2021. This corresponds to a nominal amount of €15,973,731 or 2.68% of the company's subscribed share capital. The average purchase price per share paid on the stock exchange was €65.68. The total price (excluding incidental acquisition costs) of the repurchased shares

amounted to around €349.7 million. The share buyback was effected in the above-mentioned period on 83 trading days by a bank commissioned by the company exclusively via the Xetra trading of the Frankfurt Stock Exchange.

On 13 January 2022, the Managing Board resolved to cancel all 5,324,577 treasury shares purchased under the first tranche of the share buyback programme in the period from 10 August to 2 December 2021, with a reduction of €15,973,731 in the subscribed share capital. This corresponds to 2.68% of the company's subscribed share capital before cancellation and capital reduction. Following the cancellation of the shares and the capital reduction, the subscribed share capital of Heidelberg Materials AG amounts to €579,275,700 and is divided into 193,091,900 no-par value shares, each representing a notional amount of €3.00 of the subscribed share capital.

On 13 January 2022, the company announced that it would continue its share buyback programme earlier than originally planned. The second tranche with a planned volume of €300 to €350 million started on 7 March 2022 and was completed by 13 July 2022. A total of 6,906,281 shares were acquired. This corresponds to a nominal amount of €20,718,843 or 3.58% of the company's subscribed share capital. The average purchase price per share paid on the stock exchange was €50.16. The total price (excluding incidental acquisition costs) of the repurchased shares amounted to around €346.4 million. The share buyback was effected in the above-mentioned period on 83 trading days by an independent investment firm commissioned by the company exclusively via the Xetra trading of the Frankfurt Stock Exchange.

On 27 July 2023, the company announced that it would continue its share buyback programme. With the consent of the Supervisory Board, the Managing Board extended the originally announced term ending 30 September 2023 until 28 November 2023. The total volume of the programme of up to €1 billion remained unchanged. The third tranche with a planned volume of up to €300 million started on 28 July 2023 and was completed on 30 October 2023. A total of 4,117,499 shares were acquired. This corresponds to a nominal amount of €12,352,497 or 2.21% of the company's subscribed share capital. The average purchase price per share paid on the stock exchange was €72.28. The total price (excluding incidental acquisition costs) of the repurchased shares amounted to around €298 million. The share buyback was effected in the above-mentioned period on 60 trading days by an independent investment company commissioned by the company exclusively via the Xetra trading of the Frankfurt Stock Exchange.

On 8 September 2023, the Managing Board resolved to cancel all 6,906,281 treasury shares purchased under the second tranche of the share buyback programme in the period from 7 March to 13 July 2022, with a reduction of €20,718,843 in the subscribed share capital. This corresponds to 3.58% of the company's subscribed share capital before cancellation and capital reduction. The Supervisory Board approved the cancellation on 11 September 2023. Following the cancellation of the shares and the capital reduction, the subscribed share capital of Heidelberg Materials AG amounts to €558,556,857 and is divided into 186,185,619 no-par value shares, each representing a notional amount of €3.00 of the subscribed share capital.

The number of treasury shares as at 31 December 2023 is shown in the following overview:

Treasury shares	Number of shares
1. January 2023	6,906,281
Cancellation of treasury shares	-6,906,281
Share buyback 3 <sup>rd</sup> tranche	4,117,499
<b>31 December 2023</b>	<b>4,117,499</b>

As at 31 December 2023, the company holds 4,117,499 treasury shares, corresponding to a nominal amount of €12,352,497 or 2.21% of the company's subscribed share capital.

## 10 Share premium

The share premium consists mainly of premiums received for capital increases. In the 2023 financial year, €20,718,843 was allocated to the share premium pursuant to section 237(5) of the German Stock Corporation Act (Aktiengesetz, AktG). This amount corresponds to the subscribed share capital allocated to the cancelled shares.

## Share premium

€m	2022	2023
1. January	6,143.9	6,159.9
Cancellation of treasury shares	16.0	20.7
<b>31 December</b>	<b>6,159.9</b>	<b>6,180.6</b>

## 11 Other revenue reserves

	2022	2023
<b>Other revenue reserves</b>		
€m		
1 January	4,566.3	4,024.6
Withdrawals	-216.0	-20.7
Increase	0.0	250.0
Share buyback	-325.7	-285.2
<b>31 December</b>	<b>4,024.6</b>	<b>3,968.6</b>

As in the previous year, the other revenue reserves include the reserves for the Ehrhart Schott-Kurt Schmaltz Foundation in the amount of €0.5 million as well as for environmentally friendly structural preservation in the amount of €150.5 million.

An amount of €250.0 million was transferred from other revenue reserves from the profit for the financial year. In the previous year, €200.0 million was withdrawn for the distribution of dividends. Furthermore, the cancellation of the treasury shares and capital reduction reduced the item by €20,718,843, which corresponds to the subscribed share capital allocated to the cancelled shares.

## 12 Balance sheet profit

Pursuant to the resolution of the Annual General Meeting of 11 May 2023, a dividend of €484,082,609.40 was paid to the shareholders entitled to dividends from the balance sheet profit of €494,271,192.70 carried forward from the previous year as at 1 January 2023, resulting in a profit carried forward of €10,188,583.30.

### Information on amounts excluded from payout

The measurement at fair value of the plan assets to be offset against defined benefit obligations gave rise to a difference between cost and fair value as an amount not available for payout of €5.4 million less deferred tax liabilities thereon of €1.6 million.

The provisions for defined benefit obligations (before deduction of corresponding plan assets) were calculated on the basis of the corresponding average market interest rate from the past ten financial years. Averaging on the basis of seven financial years would have resulted in an increase in obligations of €5.2 million.

These amounts excluded from payout are offset by freely available revenue reserves of €3,968.6 million. A payout block concerning the balance sheet profit of €566.4 million therefore does not exist.

## 13 Provisions for pensions

Provisions for pensions are calculated on the basis of biometric accounting principles pursuant to the 2018 G mortality tables from Professor Dr Klaus Heubeck. A salary trend assumption of 2.8% p.a. (previous year: 2.8% p.a.) and a pension increase rate of 2.4% p.a. (previous year: 2.25% p.a.) were applied.

The discount rate as at 31 December 2023 was 1.83% p.a. (previous year: 1.79% p.a.). This is the average market interest rate of the past ten years, which is forecast on the reporting date and applies to an assumed remaining term of 15 years.

The additional amount totalling €58.3 million due to the new BilMoG regulations for the measurement of provisions for pensions will be distributed at a rate of at least 1/15 in each financial year until 31 December 2024 pursuant to the transitional provisions of the BilMoG. The proportionately added amount in the reporting year is €3.9 million. A deficit of €3.9 million therefore still exists at the reporting date of 31 December 2023.

The plan assets from the Group contractual trust arrangement (CTA) to be offset against the gross provisions for pensions of €483.8 million (previous year: 467.1) show a fair value of €84.0 million (previous year: 73.2) and costs of €78.2 million (previous year: 75.6) as at 31 December 2023.

The pension provision for securities-linked commitments with a capital maintenance or minimum interest rate guarantee is calculated from the defined benefit obligations in the amount of €18.7 million after deduc-

## Annual financial statements

Heidelberg Materials 2023 15

tion of the fair value of the plan assets of €18.4 million. Since in individual cases the settlement amount from the minimum guarantee exceeds the fair value of the plan assets, there is an overall liability.

### 14 Tax provisions

The tax provisions contain provisions for income taxes for the current year and for previous years that were created for corporation tax, solidarity surcharge, and trade tax, as well as interest for additional tax payments.

### Maturities of liabilities 31 December

€m	within 1 year		1 to 5 years		more than 5 years	
	2022	2023	2022	2023	2022	2023
Bonds payable	0.0	750.0	1,750.0	1,000.0	0.0	750.0
Bank loans	224.5	51.0	43.0	44.2	12.0	0.0
Trade payables	132.1	113.7	0.0	0.0	0.0	0.0
Liabilities to subsidiaries	11,136.3	12,538.4	0.0	250.0	250.0	100.0
Liabilities to other participations	1.2	0.7	0.0	0.0	0.0	0.0
Other liabilities	30.6	72.0	23.4	0.2	4.8	38.6
	<b>11,524.7</b>	<b>13,525.8</b>	<b>1,816.4</b>	<b>1,294.4</b>	<b>266.8</b>	<b>888.6</b>

Of the liabilities to subsidiaries, €12.9 billion relates to intra-Group financial transactions. There were no significant trade payables during the financial year (previous year: €0.1 billion). The liabilities to other participations primarily include trade payables.

Since 27 September 2007, a €10 billion EMTN programme has been in place for Heidelberg Materials AG and Heidelberg Materials Finance Luxembourg S.A., Luxembourg. In May 2022, the existing EMTN programme was supplemented with sustainability-oriented debenture bonds, so that sustainability-linked bonds

### 15 Other provisions

Other provisions include amounts for obligations to employees amounting to €103.2 million (previous year: €84.9), recultivation obligations amounting to €28.1 million (previous year: 29.1), impending losses from derivative financial instruments amounting to €6.5 million (previous year: 82.4), and other risks and contingent liabilities amounting to €39.1 million (previous year: 24.2).

### 16 Liabilities

### Additional notes on other liabilities

€m	31 Dec. 2022	31 Dec. 2023
Tax liabilities	3.2	3.2
Liabilities relating to social security	3.3	3.4

### Notes to the income statement

#### 17 Revenue

#### Revenue development by business line

€m	2022	2023
Cement	773	777
Services	251	267
<b>Total</b>	<b>1,025</b>	<b>1,044</b>

#### Revenue development by market

€m	2022	2023
Domestic	716	727
International	309	317
<b>Total</b>	<b>1,025</b>	<b>1,044</b>

The revenue of the cement business line is mainly accounted for by the sale of cement, but also includes proceeds from the sale of clinker and special binders, as well as proceeds from production-related fringe benefits.

## Annual financial statements

Heidelberg Materials 2023 16

The revenue of the services business line includes, in particular, proceeds from intra-Group charges for IT, administrative, and other services, as well as intra-Group licence fees and, to a lesser extent, proceeds from leasing.

The foreign revenue mainly relates to intra-Group services and, at €158.8 million (previous year: 156.4), is attributable to the countries of the European Union and Norway.

### 18 Other operating income

Other operating income amounts to €16.7 million (previous year: 30.7). The non-period other operating income of €7.8 million (previous year: 20.9) includes, among other things, income from disposals of property, plant and equipment, from service charges, and from the reversal of provisions and accruals posted in the previous year.

### 19 Material costs

	2022	2023
Cost of raw materials and consumables	324.3	282.0
Cost of goods for resale	36.7	32.6
Cost of logistics	79.8	71.3
<b>Total</b>	<b>440.8</b>	<b>385.8</b>

The cost of raw materials and consumables includes, among other things, fuel and electricity costs as well as expenses for the use of emission allowances. The decrease in material costs is largely due to the decrease in volumes.

### 20 Employees and personnel costs

Average number of employees	2022	2023
<b>Based on full-time equivalents</b>		
White-collar employees	1,353	1,376
Blue-collar employees	762	705
<b>Subtotal</b>	<b>2,115</b>	<b>2,081</b>
Apprentices	94	94
<b>Total</b>	<b>2,209</b>	<b>2,175</b>

### Personnel costs

	2022	2023
Wages, salaries	220.8	246.8
Social security costs	28.7	30.0
Expenses for retirement benefits	37.2	27.8
Expenses for aid and support	0.4	0.4
<b>Total</b>	<b>287.1</b>	<b>305.1</b>

The change in expenditure on wages, salaries, and social security costs is mainly determined by the regular annual increases in wages and salaries and the increase in performance-related benefits.

Expenses for retirement benefits primarily include the service costs associated with the valuation of the pension provisions. The salary trend remained at the previous year's level of 2.8% p.a. The pension increase rate rose to 2.4% p.a. (previous year: 2.25% p.a.). This decrease in expenses is due to the smaller number of people involved.

### 21 Other operating expenses

Other operating expenses amount to €291.2 million (previous year: 250.4) and primarily relate to third-party repairs and maintenance of €25.0 million (previous year: 21.9), external IT services of €61.7 million (previous year: 49.2), audit and consulting expenses of €20.7 million (previous year: 22.1), and intra-Group service charges of €87.0 million (previous year: 76.3). Other operating expenses include non-period expenses of €5.4 million (previous year: 1.8). These are mainly attributable to additional charges from previous years. Furthermore, the addition of 1/15 of the transitional balance from the BilMoG adjustment in 2010 to the pension provisions, totalling €3.9 million (previous year: 3.9), is shown in other operating expenses.

### 22 Income from profit transfer agreements

In the financial year, a profit of €922.5 million (previous year: 13.5) was absorbed from the Heidelberg Materials International Holding GmbH, Heidelberg.

### 23 Income from investments

Income from investments	2022	2023
Income from investments	129.7	11.9
thereof income from subsidiaries	124.9	4.6
thereof income from participations	4.8	7.3

Most of the income from subsidiaries relates primarily to distributions from Heidelberg Materials Grundstücks-gesellschaft DE mbH & Co.KG, Heidelberg. The income from participations relates in particular to distributions from Südbayerisches Portland-Zementwerk Gebr. Wies-

## Annual financial statements

Heidelberg Materials 2023 17

böck & Co. GmbH, Rohrdorf, Germany, and Akçansa Çimento Sanayi ve Ticaret A.Ş., Turkey.

### 24 Interest result

€m	2022	2023
Income from long-term loans	37.9	64.9
thereof income from subsidiaries	37.9	64.9
Other interest and similar income	347.7	282.0
thereof income from subsidiaries	51.1	107.0
Interest and similar expenses	-252.4	-601.6
thereof income from subsidiaries	-140.7	-487.4
<b>Total</b>	<b>133.2</b>	<b>-254.7</b>

The rise in interest on loans is mainly due to the issuance of new loans.

Lower interest and similar income have been significantly affected by lower income from interest rate swaps.

This was offset by higher interest expenses due to the higher interest rate level for bonds and loans from intra-Group financing activities and the proceeds from new loans.

The interest expenses from the discounting of pension and other non-current provisions included in interest and similar expenses can be broken down as follows:

### Interest result from discounting

€m	2022	2023
Expense/income from plan assets	-18.2	9.7
Expenses on interest component from discounting of pension provisions and other non-current provisions	-8.8	-9.1
Expenses/income on changes in discounting rate	-5.7	3.0
<b>Total</b>	<b>-32.7</b>	<b>3.5</b>

### 25 Foreign exchange gains and losses

#### Foreign exchange gains and losses

€m	2022	2023
Foreign exchange gains	1,645.7	923.8
Foreign exchange losses	-1,613.6	-922.2
<b>Total</b>	<b>32.1</b>	<b>1.6</b>

Foreign exchange gains and losses relate almost exclusively to intra-Group financing measures and liquidity management and are therefore shown in the financial result.

### 26 Impairment on financial assets

€142.7 million of the write-up on financial assets was attributable to the participation in Akçansa Çimento Sanayi ve Ticaret A.Ş., Turkey.

The write-down was on a loan of €15.1 million granted to Heidelberg Materials–Suez Cement S.A.E., Egypt.

### 27 Taxes on income

€1.0 million (previous year: 2.9) of the income tax expense amounting to €45.4 million (previous year: 92.9) is attributable to expenditure from previous years.

### Other information

### 28 Contingent liabilities and other financial obligations

#### Contingent liabilities and other financial obligations

€m	31 Dec. 2022	31 Dec. 2023
Liabilities from guarantees	707.3	697.3
thereof in favour of subsidiaries	706.8	696.8
Guarantees for capital market loans taken out	3,400.0	4,066.8
thereof in favour of subsidiaries	3,400.0	4,066.8
Other liabilities	205.5	204.1
thereof in favour of subsidiaries	189.0	187.7
<b>Total</b>	<b>4,312.8</b>	<b>4,968.2</b>

Furthermore, letters of comfort were issued to subsidiaries.

On the basis of knowledge gained within the framework of the Group-wide internal control system at the time this report was prepared, it is expected that the liabilities of the relevant companies underlying the contingent liabilities can be fulfilled and that the contingent liabilities and other financial obligations will therefore not be used.

### 29 Other financial commitments

The other financial commitments mainly concern expenditure under lease and rental liabilities to third parties, in which the economic ownership is not attributable to Heidelberg Materials AG and was therefore not capitalised. Leased or rented property primarily includes real estate and other fixed assets, thereby stabilising the liquidity planning. There is no risk of fluctuation of lease and rental liabilities. As at 31 December 2023, there were no payment obligations to subsidiaries.

The following overview shows the due dates of the financial commitments from lease and rental liabilities as at 31 December 2023:

#### Maturities of financial commitments from lease and rental liabilities

€m	within	1 to	more
	1 year	5 years	than 5 years
Lease and rental liabilities	1,477.1	1,993.8	1,767.8

### 30 Derivative financial instruments

The operating activities and financing of an international group are subject to risks arising from changes in exchange rates, interest rates, and raw material prices. The risk areas are continuously monitored by the Group Treasury department and managed within the framework of our internal Group guidelines. To minimise these risks, derivative financial instruments are used as hedging transactions. As parent company of the Group, Heidelberg Materials AG concludes these transactions for other Group companies as well.

Currency risks arising in connection with transactions with third parties in foreign currencies (transaction risks) are hedged through the use of derivative financial instruments. Foreign exchange swaps and currency forwards are used. Potential changes in the market interest rate give rise to interest rate risks. These risks are maintained within the parameters set by the Group's Chief Financial Officer and are hedged by the use of financial instruments, primarily interest rate swaps. New contracts on derivative financial instruments with third parties are generally taken out in the name of Heidelberg Materials AG as the Group-wide in-house bank. These third parties are, without exception, banks.

If required, derivatives concluded by Heidelberg Materials AG with third parties are transferred internally to subsidiaries. These third parties are, without exception, banks. If required, derivatives concluded by Heidelberg Materials AG with third parties are transferred internally to subsidiaries.

The following table provides an overview of the financial instruments that are grouped into one valuation unit as part of a micro hedge. As the conditions of the underlying and hedging instrument match, future fluctuations in value and changes in cash flows are, as a general rule, offset until and beyond the reporting date (volume matching and maturity matching). In the reporting year, three valuation units resulted in an excess loss totalling €1.6 million, which was taken into account in a provision for contingent losses. The prospective effectiveness is determined using the critical terms match method, and the retrospective effectiveness by the change in fair value method. The valuation unit is recognised in the balance sheet using the net hedge presentation method.

**Annual financial statements**
**Valuation units**

Amount of underlying transaction/ secured risk	Underlying transaction/ Hedge accounting	Losses not recognised in €m	Secured risk	Maturity
18 Mio USD	Commodity/Derivatives/Derivatives	1.6	Price	2024
1.426 Mio NOK	Assets/Liabilities/Derivatives	8.0	Currency	2024
1.000 Mio AUD	Assets/Liabilities/Derivatives	28.1	Currency	2024
2.369 Mio USD	Assets/Liabilities/Derivatives	23.0	Currency	2024
1.405 Mio GBP	Assets/Liabilities/Derivatives	9.9	Currency	2024
869 Mio USD	Swaps/Derivatives	63.9	Currency	2024
190 Mio ILS	Assets/Liabilities/Derivatives	0.0	Currency	2026
853 Mio USD	Swaps/Derivatives	0.0	Currency	2027
750 Mio EUR	Swaps/Derivatives	69.4	Interest	2027
1000 Mio USD	Swaps/Derivatives	34.1	Currency	2030

The remaining derivative financial instruments essentially act to hedge foreign currency loans and deposits as well as interest rate risks, for which a valuation unit is not explicitly recognised.

A provision for potential losses of €4.9 million was recognised for open positions with a negative fair value. Open positions with a positive fair value of €14.4 million are not recognised as pending transactions.

**Derivative financial instruments**

€m	Nominal value	Fair value	Valuation method
Currency forwards 3rd party	43.9	1.0	Discounted cash flow method
Foreign exchange swaps 3rd party	2,482.4	8.6	Discounted cash flow method
Currency forwards consolidated	35.6	-0.2	Discounted cash flow method
Foreign exchange swaps consolidated	54.0	-0.1	Discounted cash flow method
<b>Total</b>	<b>2,615.9</b>	<b>9.2</b>	



### 33 Declaration in accordance with section 161 of the German Stock Corporation Act concerning the German Corporate Governance Code

The declaration of compliance with the German Corporate Governance Code as required by section 161 of the German Stock Corporation Act (Aktiengesetz, AktG) was submitted by the Managing Board and the Supervisory Board of Heidelberg Materials AG and made available on the internet (see [www.heidelbergmaterials.com](http://www.heidelbergmaterials.com), under Company/Corporate Governance/Declaration of compliance pursuant to section 161 of the German Stock Corporation Act (Aktiengesetz)).

### 34 Group relationships

As the controlling company of the Group, Heidelberg Materials AG prepares the consolidated financial statements for the largest scope of consolidation pursuant to section 315e(1) of the HGB, which are published in the company register.

### 35 Auditor's fees

Pursuant to section 285(1)(17) of the HGB, the fees of the independent auditor calculated for the reporting year are not stated here as this information is included in the consolidated financial statements of Heidelberg Materials AG. The auditor's services mainly comprised services for the audit of the financial statements and, to a lesser extent, other assurance services. The other assurance services mainly relate to the audit to obtain limited assurance on the non-financial statement and selected ESG indicators, the issuance of a comfort letter in connection with the €10 billion Euro Medium Term Note (EMTN) programme, and the audit of the remuneration report.

### 36 Notifications of voting rights pursuant to the German Securities Trading Act

On 21 February 2024, Heidelberg Materials AG announced, pursuant to section 41(1) of the German Securities Trading Act (Wertpapierhandelsgesetz, WpHG), that the new total number of voting rights with immediate effect amounts to 182,068,120. The background to this notification is the Managing Board's decision of 19 February 2024 to cancel all 4,117,499 treasury shares purchased under the third tranche of the share buy-back programme launched in 2021 from 28 July to 30 October 2023, with a reduction in the subscribed share capital. The Supervisory Board approved the cancellation on 21 February 2024.

On 11 September 2023, Heidelberg Materials AG announced, pursuant to section 41(1) of the WpHG, that the new total number of voting rights with immediate effect amounts to 186,185,619. The background to this notification is the Managing Board's decision of 8 September 2023 to cancel all 6,906,281 treasury shares purchased under the second tranche of the share buy-back programme launched in 2021 from 7 March to 13 July 2022, with a reduction in the subscribed share capital. The Supervisory Board approved the cancellation on 11 September 2023.

Furthermore, Heidelberg Materials AG announced, pursuant to section 40(1)(2) of the WpHG, that its holding of treasury shares fell below the threshold of 3% on 11 September 2023 and amounted to 1.0292% on that day. The background to this notification is the cancellation of all 6,906,281 treasury shares purchased under the second tranche of the share buyback programme launched in 2021 from 7 March to 13 July 2022.

In accordance with the WpHG, the company was given the following notifications of voting rights prior to the preparation of the annual financial statements:

Mr Ludwig Merckle informed us in a voluntary group notification due to crossing a threshold on subsidiary level pursuant to sections 33 and 34 of the WpHG that his voting rights in Heidelberg Materials AG amounted to 28.88% on 29 February 2024. 25.64% of the voting rights are attributed to Mr Merckle pursuant to section 34 of the WpHG and 3.24% pursuant to section 38(1), no. 1 of the WpHG (Instruments). In each case, these voting rights are attributable to Mr Merckle via four chains of companies under his control, in each case beginning with PH Vermögensverwaltung GmbH and ending with Spohn Cement Beteiligungen GmbH. Spohn Cement Beteiligungen GmbH directly holds 25.64% of the voting rights; including the instruments held directly by it within the meaning of section 38(1), no. 1 of the WpHG, its share of the voting rights is 28.88%.

Artisan Partners Asset Management Inc., Wilmington, Delaware, USA, informed us pursuant to sections 33 and 34 of the WpHG that its voting right in Heidelberg Cement AG (today Heidelberg Materials AG) on 28 September 2021 exceeded the threshold of 5% and amounted to 5.02% on that date. These voting rights are attributed to Artisan Partners Asset Management Inc. pursuant to section 34 of the WpHG via the following companies under its control: Artisan Partners Holding LP, Artisan Investments GP LLC, and Artisan Partners Limited Partnership. Artisan Partners Limited Partnership is attributed 5.02% of the voting rights.



## Annual financial statements

BlackRock, Inc., Wilmington, Delaware, USA, informed us in a voluntary group notification due to crossing a threshold at subsidiary level that its voting right in HeidelbergCement AG (today Heidelberg Materials AG) on 9 August 2019 amounted to 4.92%. 4.47% of the voting rights were attributed to BlackRock, Inc. pursuant to section 34 of the WpHG. 0.14% of the voting rights were attributed to the company pursuant to section 38(1), no. 1 of the WpHG, and 0.31% of the voting rights pursuant to section 38(1), no. 2 of the WpHG.

In a correction notification dated 12 June 2023, The Capital Group Companies, Inc., Los Angeles, USA, informed us pursuant to sections 33 and 34 of the WpHG that its voting rights in HeidelbergCement AG (today Heidelberg Materials AG) on 16 April 2021 exceeded the threshold of 3% and amounted to 3.07% on this date. These voting rights are attributed to The Capital Group Companies, Inc. pursuant to section 34 of the WpHG via its subsidiary Capital Research and Management Company.

Black Creek Investment Management, Inc., Toronto, Canada, informed us pursuant to sections 33 and 34 of the WpHG that its voting rights in HeidelbergCement AG (today Heidelberg Materials AG) on 6 March 2023 fell below the threshold of 3% and amounted to 2.98% on this date.

Société Générale S.A., Paris, France, informed us pursuant to section 25a(1) of the WpHG that its voting right in our company on 13 August 2015 fell below the threshold of 5% of the voting rights and amounted to 3.84% on that date. Of these voting rights, 3.77% was accounted for by voting rights through (financial/other) instruments according to section 25a of the WpHG, of which 2.77% were held indirectly, and 0.07% was accounted for by voting rights through (financial/other) instruments according to section 25 of the WpHG, of which 0.04% were held indirectly. Voting rights pursuant to sections 21 and 22 of the WpHG accounted for 0%.

The respective shareholder structure can be found on our website [www.heidelbergmaterials.com](http://www.heidelbergmaterials.com) under Investor Relations/Share/Shareholder Structure

## 37 Boards

### Managing Board

At present, there are nine members on the Managing Board of Heidelberg Materials AG: in addition to the Chairman of the Managing Board and the Chief Financial Officer, there are four members of the Managing Board with regional responsibilities and three further members with responsibility for sustainability, digitalisation and technology.

#### Dr Dominik von Achten

#### Chairman of the Managing Board

**Member of the Managing Board since 2007; Chairman of the Managing Board since 2020; appointed until January 2025**

#### Area of responsibility:

Communication & Investor Relations, Strategy & Development/M&A, Human Resources incl. Health & Safety, Internal Audit, Legal, Compliance

#### External mandates:

- Kunststoffwerk Philippine GmbH & Co. KG<sup>2)</sup>, Lahnstein, and Saarpor Klaus Eckhardt GmbH Neunkirchen Kunststoffe KG<sup>2)</sup>, Neunkirchen (jointly meeting advisory board of Philippine Saarpor group)
- Verlag Lensing-Wolff GmbH & Co. KG ("Lensing Media")<sup>2)</sup>, Dortmund

#### René Aldach

#### Chief Financial Officer

**Member of the Managing Board since 2021; appointed until August 2029**

#### Area of responsibility:

Corporate Finance, Data Governance, Procurement, Reporting Controlling & Consolidation & Data Hub, Shared Service Center, Tax, Treasury, Insurance & Risk, Australia (since January 2024)

#### Group mandates:

- Heidelberg Materials Asia Pte. Ltd.<sup>2)</sup>, Singapore (since 20 October 2023)
- Heidelberg Materials Canada Holding Limited<sup>2)</sup>, UK
- Heidelberg Materials Holding S.à.r.l.<sup>2)</sup>, Luxembourg
- Heidelberg Materials Italia Cementi S.p.A.<sup>2)</sup>, Italy (Deputy Chairman)
- Heidelberg Materials UK Holding Limited<sup>2)</sup>, UK
- Heidelberg Materials UK Holding II Limited<sup>2)</sup>, UK
- PT Indocement Tunggal Prakarsa Tbk.<sup>2)</sup>, Indonesia
- S.A. Heidelberg Materials Benelux N.V.<sup>2)</sup>, Belgium

**Roberto Callieri**

**Member of the Managing Board since 1 January 2024;  
appointed until December 2026**

**Area of responsibility:**

Asia within the Asia-Pacific Group area

**Group mandates:**

- Asia Cement Public Company Limited<sup>2)</sup>, Thailand
- Heidelberg Materials Italia Cementi S.p.A.<sup>2)</sup>, Italy
- Jalapathan Cement Public Company Limited<sup>2)</sup>, Thailand

**Axel Conrads**

**Chief Technical Officer since 1 February 2024**

**Member of the Managing Board since 1 February 2024;  
appointed until January 2027**

**Area of responsibility:**

Global technical Competence Centers: Cement (CCC), Aggregates & Asphalt (CCA), and Readymix (CCR)

**Group mandates:**

- Heidelberg Materials Midwest Agg. Inc.<sup>2)</sup>, USA
- Italmec Cement Company Ltd.<sup>2)</sup>, Cyprus

**Kevin Gluskie**

**Member of the Managing Board from 2016 until January 2024**

**Area of responsibility:**

Asia-Pacific, Competence Center Readymix

**External mandates:**

- Alliance Construction Materials Limited<sup>2)</sup>, Hong Kong S.A.R.
- Cement Australia Holdings Pty Ltd<sup>2)</sup>, Australia (Chairman until 8 March 2023)
- Cement Australia Pty Limited<sup>2)</sup>, Australia (Chairman until 8 March 2023)
- Cement Australia Partnership<sup>2)</sup>, Australia (Chairman until 8 March 2023)
- China Century Cement Ltd.<sup>2)</sup>, Bermuda
- Easy Point Industrial Ltd.<sup>2)</sup>, Hong Kong S.A.R.
- Guangzhou Heidelberg Yuexiu Enterprise Management Consulting Company Ltd.<sup>2)</sup>, China
- Jidong Heidelberg (Fufeng) Cement Company Limited<sup>2)</sup>, China
- Jidong Heidelberg (Jingyang) Cement Company Limited<sup>2)</sup>, China
- Squaredal Cement Ltd<sup>2)</sup>, Hong Kong S. A. R.

**Group mandates:**

- Asia Cement Public Company Limited<sup>2)</sup>, Thailand
- Butra HeidelbergCement Sdn. Bhd.<sup>2)</sup>, Brunei Darussalam (Chairman)
- Gulbarga Cement Limited<sup>2)</sup>, India
- Hanson Pacific (S) Pte Limited<sup>2)</sup>, Singapore (until 6 April 2023)
- Heidelberg Materials Asia Pte. Ltd.<sup>2)</sup>, Singapore (Chairman)
- HeidelbergCement Bangladesh Limited<sup>2)</sup>, Bangladesh (Chairman)
- HeidelbergCement Holding HK Limited<sup>2)</sup>, Hong Kong S.A.R.
- HeidelbergCement India Limited<sup>2)</sup>, India (until 13 March 2024)
- HeidelbergCement Myanmar Company Limited<sup>2)</sup>, Myanmar
- Jalapathan Cement Public Company Limited<sup>2)</sup>, Thailand
- PT Indocement Tunggai Prakarsa Tbk.<sup>2)</sup>, Indonesia (Chairman)
- Zuari Cement Limited<sup>2)</sup>, India (Chairman)

## Hakan Gurdal

### Member of the Managing Board since 2016; appointed until January 2029

#### Area of responsibility:

Africa-Eastern Mediterranean Basin (until December 2023), Africa-Mediterranean-Western Asia (since January 2024), Heidelberg Materials Trading

#### External mandates:

- Akçansa Çimento Sanayi ve Ticaret A.Ş.<sup>2),3)</sup>, Turkey (Deputy Chairman)
- Asment de Temara S.A.<sup>2)</sup>, Morocco
- CEMZA (PTY) LTD<sup>2)</sup>, South Africa
- Continental Blue Investment SA<sup>2)</sup>, Switzerland
- Vassiliko Cement Works Ltd<sup>2)</sup>, Cyprus

#### Group mandates:

- Austral Cimentos Sofala SA<sup>2)</sup>, Mozambique
- Calcim SA<sup>2)</sup>, Benin (Chairman)
- Cimbenin SA<sup>2)</sup>, Benin (Chairman)
- CimBurkina S.A.<sup>2)</sup>, Burkina Faso
- Cimenterie de Lukala S.A.<sup>2)</sup>, Democratic Republic of the Congo
- Ciments du Maroc S.A.<sup>2),3)</sup>, Morocco
- Ciments du Togo SA<sup>2)</sup>, Togo
- Ghacem Ltd.<sup>2)</sup>, Ghana (Chairman)
- Granuburkina SA<sup>2)</sup>, Burkina Faso (Chairman)
- Hanson Israel Limited<sup>2)</sup>, Israel
- Heidelberg Materials - Helwan Cement S.A.E.<sup>2)</sup>, Egypt (Chairman)
- Heidelberg Materials - Suez Cement S.A.E.<sup>2)</sup>, Egypt
- Heidelberg Materials - Tourah Cement S.A.E.<sup>2)</sup>, Egypt
- La Societe GRANUTOGO SA<sup>2)</sup>, Togo (Chairman)
- Scancem Holding AS<sup>2)</sup>, Norway (Chairman)
- Scancem International DA<sup>2)</sup>, Norway (Chairman)
- Scantogo Mines SA<sup>2)</sup>, Togo (Chairman)
- Tanga Cement PLC<sup>2)</sup>, Tanzania (Chairman) (since 1 December 2023)
- Tanzania Portland Cement Public Limited Company<sup>2),3)</sup>, Tanzania (Chairman)

## Ernest Jelito

### Member of the Managing Board from 2019 until December 2023

#### Area of responsibility:

Northern and Eastern Europe-Central Asia, Competence Center Cement

#### External mandates:

- CaucasusCement Holding B.V.<sup>2)</sup>, Netherlands (Chairman) (until 20 April 2023)
- Duna-Dráva Cement Kft.<sup>2)</sup>, Hungary
- Optima Medycyna S.A.<sup>2)</sup>, Poland (Chairman)
- Tvornica Cementa Kakanj d.d.<sup>2)</sup>, Bosnia-Herzegovina

#### Group mandates:

- Górażdze Cement S.A.<sup>2)</sup>, Poland (Chairman)
- Heidelberg Materials Central Europe B.V.<sup>2)</sup>, Netherlands (Chairman)
- Heidelberg Materials CZ. a.s.<sup>2)</sup>, Czechia (Chairman)
- Heidelberg Materials Devnya JSC<sup>2)</sup>, Bulgaria (Chairman)
- Heidelberg Materials Hellas S.A.<sup>2)</sup>, Greece (Chairman)
- Heidelberg Materials Northern Europe AB<sup>2)</sup>, Sweden (Chairman)
- Heidelberg Materials Romania SA<sup>2)</sup>, Romania
- Heidelberg Materials Vulkan JSC<sup>2)</sup>, Bulgaria (Chairman)
- JSC "Cesla"<sup>2)</sup>, Russia



**Dr Nicola Kimm**

**Chief Sustainability Officer**

**Member of the Managing Board since 2021; appointed until August 2024**

**External mandates:**

- EQT AB<sup>2)</sup>, Sweden (until 29 May 2023)

**Area of responsibility:**

Environmental Social Governance (ESG), Research & Development

**Dennis Lentz**

**Chief Digital Officer**

**Member of the Managing Board since 2021; appointed until August 2029**

**External mandates:**

- Giatec Scientific Inc.<sup>2)</sup>, Canada
- Project Potter Parent GP, LLC<sup>2)</sup>, Cayman Islands

**Area of responsibility:**

Digitalisation, Information Technology

**Group mandates:**

- Volt RMC Solutions Canada Ltd.<sup>2)</sup>, Canada

**Jon Morrish**

**Member of the Managing Board since 2016; appointed until January 2029**

**Group mandates:**

- Castle Cement Limited<sup>2)</sup>, UK
- Hanson Quarry Products Europe Limited<sup>2)</sup>, UK
- Heidelberg Materials Holding S.à.r.l.<sup>2)</sup>, Luxembourg
- Heidelberg Materials Iberia Holding, S.L.<sup>2)</sup>, Spain
- Heidelberg Materials Italia Cementi S.p.A.<sup>2)</sup>, Italy (Deputy Chairman)
- Heidelberg Materials Nederland N.V.<sup>2)</sup>, Netherlands
- S.A. Heidelberg Materials Benelux N.V.<sup>2)</sup>, Belgium

**Area of responsibility:**

Western and Southern Europe (until December 2023), Europe (since January 2024), International Associations (e.g. GCCA, CEMBUREAU)

**Chris Ward**

**Member of the Managing Board since 2019; appointed until August 2028**

**Area of responsibility:**

North America, Competence Center Aggregates & Asphalt (until January 2024)

**External mandates:**

- Project Potter Parent GP, LLC<sup>2)</sup>, Cayman Islands

**Group mandates:**

- Commercial Aggregates Transportation and Sales LLC<sup>2)</sup>, USA (Chairman)

- Constar LLC<sup>2)</sup>, USA

- Esroc Holdings LLC<sup>2)</sup>, USA

- Greyrock, LLC<sup>2)</sup>, USA (until 30 May 2023)

- Hanson Aggregates WRP, Inc.<sup>2)</sup>, USA (Chairman)

- Hanson Building Materials America LLC<sup>2)</sup>, USA

- Hanson Micronesia Cement, Inc.<sup>2)</sup>, USA (Chairman)

- Hanson Permanente Cement of Guam, Inc.<sup>2)</sup>, USA (Chairman)

- HBMA Holdings LLC<sup>2)</sup>, USA

- Heidelberg Materials Canada Holding Limited<sup>2)</sup>, UK

- Heidelberg Materials Canada Limited<sup>2)</sup>, Kanada (Chairman)

- Heidelberg Materials Midwest Agg, Inc.<sup>2)</sup>, USA (Chairman)

- Heidelberg Materials Northeast LLC<sup>2)</sup>, USA (Chairman)

- Heidelberg Materials Northeast-NY LLC<sup>2)</sup>, USA (Chairman)

- Heidelberg Materials Southeast Agg LLC<sup>2)</sup>, USA (Chairman)

- Heidelberg Materials Southwest Agg LLC<sup>2)</sup>, USA (Chairman)

- Heidelberg Materials UK Holding II Limited<sup>2)</sup>, UK

- Heidelberg Materials US, Inc.<sup>2)</sup>, USA

- Heidelberg Materials US Cement LLC<sup>2)</sup>, USA

- HM Northwest Cement Company<sup>2)</sup>, USA

- HM Northwest Marine, LLC<sup>2)</sup>, USA (Chairman)

- HM Pacific Northwest, Inc.<sup>2)</sup>, USA (Chairman)

- HM Southeast Cement LLC<sup>2)</sup>, USA (Chairman)

- HM South Texas Concrete LLC<sup>2)</sup>, USA (Chairman)

- HM South Texas Concrete Transport LLC<sup>2)</sup>, USA (Chairman)

- HM South Texas Stabilized Sand LLC<sup>2)</sup>, USA (Chairman)

- HM US Receivables LLC<sup>2)</sup>, USA

- HM US Services LLC<sup>2)</sup>, USA

- HNA Investments<sup>2)</sup>, USA

- KH 1 Inc.<sup>2)</sup>, USA

- Leigh Southwest Cement Company<sup>2)</sup>, USA (Chairman)

- LHI Duomo Holdings LLC<sup>2)</sup>, USA

- Seacoast Products, Inc.<sup>2)</sup>, USA

- SEFA Transportation, LLC<sup>2)</sup>, USA (Chairman) (since 1 May 2023)

- Southeast Concrete LLC<sup>2)</sup>, USA (Chairman)

- Standard Concrete Products, Inc.<sup>2)</sup>, USA (Chairman) (dissolved on 1 July 2023)

- The SEFA Group, LLC<sup>2)</sup>, USA (Chairman) (since 1 May 2023)

The above-mentioned indications have the following meaning:

- 1) Membership in legally required supervisory boards of German companies
- 2) Membership in comparable German and foreign supervisory committees of commercial enterprises
- 3) Publicly listed company

## Supervisory Board

According to the Articles of Association, the Supervisory Board of Heidelberg Materials AG consists of twelve members. Half of the members shall be elected by the Annual General Meeting according to the provisions of the German Stock Corporation Act and half by the employees according to the provisions of the German

Co-determination Act. The term of office for the Supervisory Board started with the conclusion of the Annual General Meeting of 9 May 2019 and ends according to schedule with the conclusion of the ordinary Annual General Meeting on 16 May 2024.

### Dr Bernd Scheifele

#### Chairman of the Supervisory Board

Heidelberg; former Chairman of the Managing Board of HeidelbergCement AG (today Heidelberg Materials AG); Member of various supervisory bodies  
Member since 12 May 2022; member of the Personnel, Audit, and Mediation Committees

### Birgit Jochens

Mainz; Industrial Clerk and State Certified Business Economist; Mainz plant, Heidelberg Materials AG  
Member since 9 May 2019; member of the Personnel Committee

### Ludwig Merckle

Ulm; Managing Director of Merckle Service GmbH<sup>4)</sup>  
Member since 2 June 1999; Chairman of the Personnel and Nomination committees, Deputy Chairman of the Audit Committee and member of the Sustainability and Innovation Committee

#### External mandates:

- Kässbohrer Geländefahrzeug AG<sup>3), 4)</sup>, Laupheim (Chairman)
- PHOENIX Pharma SE<sup>1), 4)</sup> (Deputy Chairman) and PHOENIX Pharmahandel GmbH & Co KG<sup>2), 4)</sup>, Mannheim (jointly meeting supervisory board and advisory board, respectively)

### Luka Mucic

London; Chief Financial Officer of Vodafone Group Plc  
Member since 9 May 2019; Chairman of the Audit Committee and member of the Personnel Committee

### Dr Ines Ploss

Heidelberg; Director Group Procurement of Heidelberg Materials AG  
Member since 9 May 2019; member of the Personnel, Sustainability and Innovation, and Mediation Committees

### Heinz Schmitt

#### Deputy Chairman

Heidelberg; Controller; member of the Works Council at the headquarters of Heidelberg Materials AG  
Member since 6 May 2004; Deputy Chairman since 7 May 2009; member of the Personnel, Audit, and Mediation committees

### Barbara Breuning

Frankfurt; Specialist Strategic Management Personnel Recruiting/Development and Coaching, IG Bauen-Agrar-Umwelt, as well as independent Management Trainer and Consultant  
Member since 5 April 2018; member of the Audit Committee

## Peter Riedel

Frankfurt; Department Head – building materials industry at the Federal Executive Committee of IG Bauen-Agrar-Umwelt  
Member since 9 May 2019; member of the Audit Committee and Sustainability and Innovation Committee

### External mandates:

- Zusatzversorgungskasse der Steine- und Erden-Industrie und des Betonsteinhandwerks VVaG – Die Bayerische Pensionskasse (ZVK)<sup>2)</sup>, Munich

## Werner Schraeder

Ennigerloh; Building Fitter; Chairman of the General Works Council of Heidelberg Materials AG, Chairman of the Works Council at the Ennigerloh plant of Heidelberg Materials AG and Chairman of the Group Works Council  
Member since 7 May 2009; member of the Personnel, Audit, and Sustainability and Innovation Committees

### External mandates:

- Berufsgenossenschaft Rohstoffe und chemische Industrie<sup>2)</sup>, Heidelberg
- Volksbank eG<sup>2)</sup>, Warendorf

## Margret Suckale

Tegernsee; member of supervisory boards  
Member since 25 August 2017; member of the Personnel, Audit, and Nomination Committees

### External mandates:

- Deutsche Telekom AG<sup>1),3)</sup>, Bonn
- DWS Group GmbH & Co. KGaA<sup>1),2)</sup>, Frankfurt
- Greiner AG<sup>2)</sup>, Austria (since 14 June 2023)
- Infineon Technologies AG<sup>1),3)</sup>, Neubiberg

## Dr Sopna Sury

Willich; Chief Operating Officer Hydrogen and member of the Executive Board of RWE Generation SE  
Member since 12 May 2022; member of the Sustainability and Innovation Committee

## Professor Dr Marion Weissenberger-Eibl

Karlsruhe; Head of the Fraunhofer Institute for Systems and Innovation Research ISI in Karlsruhe and holder of the Chair of Innovation and Technology Management (ITM) at the Karlsruhe Institute of Technology (KIT)  
Member since 3 July 2012; Chairwoman of the Sustainability and Innovation Committee and the Mediation Committee as well as member of the Nomination Committee

### External mandates:

- ExxonMobil Central Europe Holding GmbH<sup>2)</sup>, Hamburg (since 23 June 2023)
- MTU Aero Engines AG<sup>1),3)</sup>, Munich
- Semperit Aktiengesellschaft Holding<sup>2),3)</sup>, Austria (since 25 April 2023)

The above-mentioned indications have the following meaning:

- 1) Membership in other legally required supervisory boards of German companies
- 2) Membership in comparable German and foreign supervisory committees of commercial enterprises
- 3) Publicly listed company
- 4) Non-listed companies controlled by Ludwig Merckle



**Supervisory Board committees**

**Personnel Committee**

- Ludwig Merckle (Chairman)
- Birgit Jochens
- Luka Mucic
- Dr. Ines Ploss
- Dr. Bernd Scheifele
- Heinz Schmitt
- Werner Schraeder
- Margret Suckale

**Audit Committee**

- Luka Mucic (Chairman)
- Ludwig Merckle (Deputy Chairman)
- Barbara Breuninger
- Peter Riedel
- Dr. Bernd Scheifele
- Heinz Schmitt
- Werner Schraeder
- Margret Suckale

**Sustainability and Innovation Committee**

- Professor Dr. Marion Weissenberger-Eibl (Chairwoman)
- Ludwig Merckle
- Dr. Ines Ploss
- Peter Riedel
- Werner Schraeder
- Dr. Sopna Sury

**Nomination Committee**

- Ludwig Merckle (Chairman)
- Margret Suckale
- Professor Dr. Marion Weissenberger-Eibl

**Mediation Committee, pursuant to section 27(5) of the German Co-determination Act**

- Professor Dr. Marion Weissenberger-Eibl (Chairwoman)
- Dr. Ines Ploss
- Dr. Bernd Scheifele
- Heinz Schmitt

### 38 Supplementary statement

On 19 February 2024, the Managing Board of Heidelberg Materials AG resolved to cancel all 4,117,499 treasury shares purchased under the third tranche of the share buyback programme in the period from 28 July to 30 October 2023, with a reduction of €12,352,497 in the subscribed share capital. This corresponds to approximately 2.21% of the company's subscribed share capital before cancellation and capital reduction. The Supervisory Board approved the cancellation on 21 February 2024. Following the cancellation of the shares and the capital reduction, the subscribed share capital of Heidelberg Materials AG amounts to €546,204,360 and is divided into 182,068,120 no-par value shares, each representing a notional amount of €3.00 of the subscribed share capital.

On 21 February 2024, the Managing Board, with the consent of the Supervisory Board, resolved to launch a new share buyback programme with a total volume of up to €1.2 billion (excluding incidental acquisition costs) and a term no later than the end of 2026. It is envisaged that the share buyback will be carried out in three tranches. The first tranche is scheduled to start in the second quarter following the Heidelberg Materials AG 2024 Annual General Meeting. The share buyback will be carried out via the stock exchange. In taking this step, the Managing Board makes use of the authorisation granted by the Annual General Meeting on 11 May 2023, according to which own shares of up to 10% of the share capital existing on 11 May 2023 or – if this amount is lower – of the share capital existing at the time of exercising this authorisation may be acquired until the end of 10 May 2028.

### 39 List of shareholdings

The list of shareholdings, which forms part of the Notes, is not included here. It is published with the annual financial statements in the Company Register and in the Group's Annual Report 2023.

### Proposal for the appropriation of the balance sheet profit

The Managing Board and Supervisory Board propose that €546,204,360.00 of the balance sheet profit disclosed in the annual financial statements of €566,372,706.58 be used to pay a dividend of €3.00 on each of the participating 182,068,120 no-par value shares for the 2023 financial year. The remaining amount of €20,168,346.58 is to be carried forward. As at the reporting date of 31 December 2023, the number of no-par value shares entitled to dividends is calculated from 186,185,619 shares issued less the 4,117,499 treasury shares acquired in the 2023 financial year.

Heidelberg, 20 March 2024

Heidelberg Materials AG

The Managing Board

## Independent auditor's report

To Heidelberg Materials AG, Heidelberg

### Report on the audit of the Annual Financial Statements and of the Management Report

#### Audit Opinions

We have audited the annual financial statements of Heidelberg Materials AG (formerly: HeidelbergCement AG), Heidelberg, which comprise the balance sheet as at 31 December 2023, and the statement of profit and loss for the financial year from 1 January to 31 December 2023 and notes to the financial statements, including the presentation of the recognition and measurement policies. In addition, we have audited the management report of Heidelberg Materials AG, which is combined with the group management report, for the financial year from 1 January to 31 December 2023. In accordance with the German legal requirements, we have not audited the content of those parts of the management report listed in the "Other Information" section of our auditor's report.

In our opinion, on the basis of the knowledge obtained in the audit,

- the accompanying annual financial statements comply, in all material respects, with the requirements of German commercial law and give a true and fair view of the assets, liabilities and financial position of the Company as at 31 December 2023 and of its financial performance for the financial year from 1 January to 31 December 2023 in compliance with German Generally Required Accounting Principles and
- the accompanying management report as a whole provides an appropriate view of the Company's position. In all material respects, this management report is consistent with the annual financial statements, complies with German legal requirements and appropriately presents the opportunities and risks of future development. Our audit opinion on the management report does not cover the content of those parts of the management report listed in the "Other Information" section of our auditor's report.

Pursuant to § [Article] 322 Abs. [paragraph] 3 Satz [sentence] 1 HGB [Handelsgesetzbuch: German Commercial Code], we declare that our audit has not led to any reservations relating to the legal compliance of the annual financial statements and of the management report.

#### Basis for the Audit Opinions

We conducted our audit of the annual financial statements and of the management report in accordance with §317 HGB and the EU Audit Regulation (No. 537/2014, referred to subsequently as "EU Audit Regulation") in compliance with German Generally Accepted Standards for Financial Statement Audits promulgated by the Institut der Wirtschaftsprüfer [Institute of Public Auditors in Germany] (IDW). Our responsibilities under those requirements and principles are further described in the "Auditor's Responsibilities for the Audit of the Annual Financial Statements and of the Management Report" section of our auditor's report. We are independent of the Company in accordance with the requirements of European law and German commercial and professional law, and we have fulfilled our other German professional responsibilities in accordance with these requirements. In addition, in accordance with Article 10 (2) point (f) of the EU Audit Regulation, we declare that we have not provided non-audit services prohibited under Article 5 (1) of the EU Audit Regulation. We believe that the audit evidence we have obtained is sufficient and appropriate to provide a basis for our audit opinions on the annual financial statements and on the management report.

## Key Audit Matters in the Audit of the Annual Financial Statements

Key audit matters are those matters that, in our professional judgment, were of most significance in our audit of the annual financial statements for the financial year from 1 January to 31 December 2023. These matters were addressed in the context of our audit of the annual financial statements as a whole, and in forming our audit opinion thereon; we do not provide a separate audit opinion on these matters.

In our view, the matters of most significance in our audit were as follows:

### 1 Measurement of shares in affiliated companies

### 2 Obligations arising from tax matters

Our presentation of these key audit matters has been structured in each case as follows:

- a) Matter and issue
- b) Audit approach and findings
- c) Reference to further information

Hereinafter we present the key audit matters:

### 1 Measurement of shares in affiliated companies

a) In the annual financial statements of the Company shares in affiliated companies amounting to €22,292 million (80.1% of total assets) are reported under the "Financial assets" balance sheet item. Shares in affiliated companies are measured in accordance with German commercial law at the lower of cost and fair value. The fair values are calculated using discounted cash flow models as the present values of the expected future cash flows according to the planning projections prepared by the executive directors. Expectations relating to future market developments and assumptions about the development of macroeconomic factors and the effects of the corporate strategy geared towards carbon neutrality are also taken into account. The discount rate used is the individually determined cost of capital for the relevant financial investment. On the basis of the values determined and supplementary documentation, no write-downs or reversals of write-downs were required in the financial year. The outcome of this valuation is dependent to a large extent on the estimates made by the executive directors of the future cash flows, and on the respective discount rates and rates of growth used. The valuation is therefore subject to material uncertainties. Against this background and due to the highly complex nature of the valuation and its material significance for the Company's assets, liabilities and financial performance, this matter was of particular significance in the context of our audit.

b) As part of our audit, we assessed the methodology used for the purposes of the valuation, among other things. In particular, we assessed whether the fair values had been appropriately determined using discounted cash flow models in compliance with the relevant measurement standards. We based our assessment, among other things, on a comparison with general and sector-specific market expectations as well as on the executive directors' detailed explanations regarding the key value drivers underlying the expected cash flows. In addition, we evaluated the assessment of the executive directors regarding the effects of the corporate strategy geared towards carbon neutrality on the business activities of the affiliated companies and examined how they were taken into account in determining the expected cash flows. In the knowledge that even relatively small changes in the discount rate applied can have a material impact on the value of the entity calculated in this way, we focused our testing in particular on the parameters used to determine the discount rate applied, and assessed the calculation model.

In our view, taking into consideration the information available, the measurement parameters and underlying assumptions used by the executive directors are appropriate overall for the purpose of appropriately measuring the shares in affiliated companies

c) The Company's disclosures regarding shares in affiliated companies are contained in section "3 Shares in affiliated companies" of the notes to the financial statements.

## 2 Obligations arising from tax matters

a) As an international building materials company, Heidelberg Materials AG is subject to various local tax regulations due to its extensive portfolio of equity investments and cross-border service relationships with affiliated companies. The recognition and measurement of tax provisions are based to a large extent on estimates and assumptions made by the executive directors. Against this background and due to the amount of this item, these matters were of particular significance in the context of our audit.

b) As part of our audit, we assessed, among other things, the internal processes and controls for recording and assessing tax matters and the presentation of obligations arising from tax matters in the financial statements. In the knowledge that estimated values result in an increased risk of accounting misstatements and that the estimates and assumptions made by the executive directors have a direct and significant impact on net profit/loss for the year, we assessed the appropriateness of the determination of the obligations and the presentation of tax matters in the financial statements. We also involved our internal specialists from the Tax department in the audit team. With regard to the recognition and measurement of obligations, we in particular inspected the Company's correspondence with the respective tax authorities and critical-

ly examined the Company's risk assessments of ongoing tax audits and individual tax matters. Furthermore, we also held meetings with the Company's tax department in order to receive updates on current developments with regard to the material tax matters and the reasons for the corresponding estimates. As of the balance sheet date, we also obtained confirmations from external tax advisors that support the executive directors' estimates. Based on our audit procedures, we were able to satisfy ourselves that the estimates and assumptions made by the executive directors are substantiated and sufficiently documented.

c) The Company's disclosures relating to tax provisions are contained in section "14 Tax provisions" of the notes to the financial statements as well as in the paragraph on "Tax risks" in the "Risk and opportunity report" section of the management report.

### Other Information

The executive directors are responsible for the other information. The other information comprises the following non-audited parts of the management report

- the statement on corporate governance pursuant to § 289f HGB and § 315d HGB included in section "corporate governance" of the management report
- the non-financial statement to comply with §§ 289b to 289e HGB and with §§ 315b to 315c HGB included in section "Non-Financial Statement" of the management report

Our audit opinions on the annual financial statements and on the management report do not cover the other information, and consequently we do not express an audit opinion or any other form of assurance conclusion thereon.

In connection with our audit, our responsibility is to read the other information mentioned above and, in so doing, to consider whether the other information

- is materially inconsistent with the annual financial statements, with the management report disclosures audited in terms of content or with our knowledge obtained in the audit, or
- otherwise appears to be materially misstated.

### Responsibilities of the Executive Directors and the Supervisory Board for the Annual Financial Statements and the Management Report

The executive directors are responsible for the preparation of the annual financial statements that comply, in all material respects, with the requirements of German commercial law, and that the annual financial statements give a true and fair view of the assets, liabilities, financial position and financial performance of Required Accounting Principles. In addition, the executive directors are responsible for such internal control as they, in accordance with German Legally Required Accounting Principles, have determined necessary to enable the preparation of annual financial statements that are free from material misstatement, whether due to fraud (i.e., fraudulent financial reporting and misappropriation of assets) or error.

In preparing the annual financial statements, the executive directors are responsible for assessing the Company's ability to continue as a going concern. They also have the responsibility for disclosing, as applicable, matters related to going concern. In addition, they are responsible for financial reporting based on the going concern basis of accounting, provided no actual or legal circumstances conflict therewith.

Furthermore, the executive directors are responsible for the preparation of the management report that as a whole provides an appropriate view of the Company's position and is, in all material respects, consistent with the annual financial statements, complies with German legal requirements, and appropriately presents the opportunities and risks of future development. In addition, the executive directors are responsible for such arrangements and measures (systems) as they have considered necessary to enable the preparation of a management report that is in accordance with the applicable German legal requirements, and to be able to provide sufficient appropriate evidence for the assertions in the management report.

The supervisory board is responsible for overseeing the Company's financial reporting process for the preparation of the annual financial statements and of the management report.

## Auditor's Responsibilities for the Audit of the Annual Financial Statements and of the Management Report

Our objectives are to obtain reasonable assurance about whether the annual financial statements as a whole are free from material misstatement, whether due to fraud or error, and whether the management report as a whole provides an appropriate view of the Company's position and, in all material respects, is consistent with the annual financial statements and the knowledge obtained in the audit, complies with the German legal requirements and appropriately presents the opportunities and risks of future development, as well as to issue an auditor's report that includes our audit opinions on the annual financial statements and on the management report.

Reasonable assurance is a high level of assurance, but is not a guarantee that an audit conducted in accordance with §317 HGB and the EU Audit Regulation and in compliance with German Generally Accepted Standards for Financial Statement Audits promulgated by the Institut der Wirtschaftsprüfer (IDW) will always detect a material misstatement. Misstatements can arise from fraud or error and are considered material if, individually or in the aggregate, they could reasonably be expected to influence the economic decisions of users taken on the basis of these annual financial statements and this management report.

We exercise professional judgment and maintain professional skepticism throughout the audit. We also:

- Identify and assess the risks of material misstatement of the annual financial statements and of the management report, whether due to fraud or error, design and perform audit procedures responsive to those risks, and obtain audit evidence that is sufficient and appropriate to provide a basis for our audit opinions. The risk of not detecting a material misstatement resulting from fraud is higher than for one resulting from error, as fraud may involve collusion, forgery, intentional omissions, misrepresentations, or the override of internal controls.
- Obtain an understanding of internal control relevant to the audit of the annual financial statements and of arrangements and measures (systems) relevant to the audit of the management report in order to design audit procedures that are appropriate in the circumstances, but not for the purpose of expressing an audit opinion on the effectiveness of these systems of the Company.
- Evaluate the appropriateness of accounting policies used by the executive directors and the reasonableness of estimates made by the executive directors and related disclosures.

- Conclude on the appropriateness of the executive directors' use of the going concern basis of accounting and, based on the audit evidence obtained, whether a material uncertainty exists related to events or conditions that may cast significant doubt on the Company's ability to continue as a going concern. If we conclude that a material uncertainty exists, we are required to draw attention in the auditor's report to the related disclosures in the annual financial statements and in the management report or, if such disclosures are inadequate, to modify our respective audit opinions. Our conclusions are based on the audit evidence obtained up to the date of our auditor's report. However, future events or conditions may cause the Company to cease to be able to continue as a going concern.
- Evaluate the overall presentation, structure and content of the annual financial statements, including the disclosures, and whether the annual financial statements present the underlying transactions and events in a manner that the annual financial statements give a true and fair view of the assets, liabilities, financial position and financial performance of the Company in compliance with German Legally Required Accounting Principles.
- Evaluate the consistency of the management report with the annual financial statements, its conformity with German law, and the view of the Company's position it provides.

- Perform audit procedures on the prospective information presented by the executive directors in the management report. On the basis of sufficient appropriate audit evidence we evaluate, in particular, the significant assumptions used by the executive directors as a basis for the prospective information, and evaluate the proper derivation of the prospective information from these assumptions. We do not express a separate audit opinion on the prospective information and on the assumptions used as a basis. There is a substantial unavoidable risk that future events will differ materially from the prospective information.
- We communicate with those charged with governance regarding, among other matters, the planned scope and timing of the audit and significant audit findings, including any significant deficiencies in internal control that we identify during our audit.
- We also provide those charged with governance with a statement that we have complied with the relevant independence requirements, and communicate with them all relationships and other matters that may reasonably be thought to bear on our independence, and where applicable, actions taken to eliminate threats or safeguards applied.

From the matters communicated with those charged with governance, we determine those matters that were of most significance in the audit of the annual financial statements of the current period and are therefore the key audit matters. We describe these matters in our auditor's report unless law or regulation precludes public disclosure about the matter.

## Other legal and regulatory requirements

### Report on the Assurance on the Electronic Rendering of the Annual Financial Statements and the Management Report Prepared for Publication Purposes in Accordance with § 317 Abs. 3a HGB

#### Assurance Opinion

We have performed assurance work in accordance with §317 Abs. 3a HGB to obtain reasonable assurance as to whether the rendering of the annual financial statements and the management report (hereinafter the "ESEF documents") contained in the electronic file Heidelberg\_Materials\_AG\_JA\_ZLB\_ESEF-2023-12-31.zip and prepared for publication purposes complies in all material respects with the requirements of §328 Abs.1 HGB for the electronic reporting format ("ESEF format"). In accordance with German legal requirements, this assurance work extends only to the conversion of the information contained in the annual financial statements and the management report into the ESEF format and therefore relates neither to the information contained within these renderings nor to any other information contained in the electronic file identified above.

In our opinion, the rendering of the annual financial statements and the management report contained in the electronic file identified above and prepared for publication purposes complies in all material respects with the requirements of §328 Abs. 1 HGB for the electronic reporting format. Beyond this assurance opinion and our audit opinion on the accompanying annual financial statements and the accompanying management report for the financial year from 1 January to 31 December 2023 contained in the "Report on the Audit of the Annual Financial Statements and on the Management Report" above, we do not express any assurance opinion on the information contained within these renderings or on the other information contained in the electronic file identified above.

#### **Basis for the Assurance Opinion**

We conducted our assurance work on the rendering of the annual financial statements and the management report contained in the electronic file identified above in accordance with §317 Abs. 3a HGB and the IDW Assurance Standard: Assurance Work on the Electronic Rendering, of Financial Statements and Management Reports, Prepared for Publication Purposes in Accordance with §317 Abs. 3a HGB (IDW ASS 410 (06.2022)) and the International Standard on Assurance Engagements 3000 (Revised). Our responsibility in accordance therewith is further described in the "Auditor's Responsibilities for the Assurance Work on the ESEF Documents" section. Our audit firm applies the IDW Standard on Quality Management: Requirements for Quality Management in the Audit Firm (IDW QMS 1 (09.2022)).

#### **Responsibilities of the Executive Directors and the Supervisory Board for the ESEF Documents**

The executive directors of the Company are responsible for the preparation of the ESEF documents including the electronic rendering of the annual financial statements and the management report in accordance with §328 Abs. 1 Satz 4 Nr. [number]1 HGB.

In addition, the executive directors of the Company are responsible for such internal control as they have considered necessary to enable the preparation of ESEF documents that are free from material non-compliance with the requirements of §328 Abs. 1 HGB for the electronic reporting format, whether due to fraud or error.

The supervisory board is responsible for overseeing the process for preparing the ESEF-documents as part of the financial reporting process.

#### **Auditor's Responsibilities for the Assurance Work on the ESEF Documents**

Our objective is to obtain reasonable assurance about whether the ESEF documents are free from material non-compliance with the requirements of §328 Abs. 1 HGB, whether due to fraud or error. We exercise professional judgment and maintain professional skepticism throughout the assurance work. We also:

- Identify and assess the risks of material non-compliance with the requirements of §328 Abs. 1 HGB, whether due to fraud or error, design and perform assurance procedures responsive to those risks, and obtain assurance evidence that is sufficient and appropriate to provide a basis for our assurance opinion.
- Obtain an understanding of internal control relevant to the assurance work on the ESEF documents in order to design assurance procedures that are appropriate in the circumstances, but not for the purpose of expressing an assurance opinion on the effectiveness of these controls.
- Evaluate the technical validity of the ESEF documents, i.e., whether the electronic file containing the ESEF documents meets the requirements of the Delegated Regulation (EU) 2019/815 in the version in force at the date of the annual financial statements on the technical specification for this electronic file.
- Evaluate whether the ESEF documents provide an XHTML rendering with content equivalent to the audited annual financial statements and to the audited management report.

#### **Further Information pursuant to Article 10 of the EU Audit Regulation**

We were elected as auditor by the annual general meeting on 11 May 2023. We were engaged by the supervisory board on 19 June 2023. We have been the auditor of the Heidelberg Materials AG, Heidelberg, without interruption since the financial year 2020.

We declare that the audit opinions expressed in this auditor's report are consistent with the additional report to the audit committee pursuant to Article 11 of the EU Audit Regulation (long-form audit report).

### German public auditor responsible for the engagement

The German Public Auditor responsible for the engagement is Thomas Tilgner.

### Reference to an other matter – use of the auditor's report

Our auditor's report must always be read together with the audited annual financial statements and the audited management report as well as the assured ESEF documents. The annual financial statements and the management report converted to the ESEF format – including the versions to be filed in the company register – are merely electronic renderings of the audited annual financial statements and the audited management report and do not take their place. In particular, the "Report on the Assurance on the Electronic Rendering of the Annual Financial Statements and the Management Report Prepared for Publication Purposes in Accordance with §317 Abs. 3a HGB" and our assurance opinion contained therein are to be used solely together with the assured ESEF documents made available in electronic form.

Frankfurt am Main, March 20, 2024

PricewaterhouseCoopers GmbH  
Wirtschaftsprüfungsgesellschaft

Thomas Tilgner	Dr. Martin Nicklis
Wirtschaftsprüfer	Wirtschaftsprüfer
(German Public Auditor)	(German Public Auditor)

## Responsibility statement

To the best of our knowledge, and in accordance with the applicable reporting principles, the annual financial statements of Heidelberg Materials AG give a true and fair view of the assets, liabilities, financial position, and profit or loss of the Company, and the management report, which has been combined with the Group management report, includes a fair review of the development and performance of the business and the position of the Company, together with a description of the principal opportunities and risks associated with the expected development of the Company.

Heidelberg, 20 March 2024

Heidelberg Materials AG

The Managing Board

Dr Dominik von Achten

René Aldach

Roberto Callieri

Axel Conrads

Hakan Gurdal

Dr Nicola Kimm


Dennis Lentz

Jon Morrish

Chris Ward



## Financial calendar 2024



## Contact

### Group Communication

Phone: +49 6221 481-13227  
Fax: +49 6221 481-13217  
info@heidelbergmaterials.com

### Investor Relations

Phone Institutional investors:  
+49 6221 481-41326, +49 6221 481-13925,  
+49 6221 481-41016 and +49 6221 481-39670  
Phone Private investors: +49 6221 481-13256  
Fax: +49 6221 481-13217  
ir-info@heidelbergmaterials.com

### Heidelberg Materials AG

Berliner Strasse 6  
69120 Heidelberg, Germany  
www.heidelbergmaterials.com

The Company has its registered office in Heidelberg, Germany. It is registered with the Commercial Register at the Local Court of Mannheim (Amtsgericht Mannheim) under HRB 330082.

Translation of the report on the annual financial statements 2023. The German version is binding. The report on the annual financial statements 2023 was published on 21 March 2024.



HEIDELBERG MATERIALS BETONG NORGE AS

---

## Årsrapport for 2023

### Årsberetning

#### Årsregnskap

- Resultatregnskap
- Balanse
- Kontantstrømoppstilling
- Noter

### Revisjonsberetning



## HEIDELBERG MATERIALS BETONG NORGE AS

# Årsberetning 2023

## HEIDELBERG MATERIALS BETONG NORGE AS

Adresse: Lilleakerveien 2A, 0283 OSLO  
Org.nr: 934468740 MVA

### Virksomhet

Heidelberg Materials Betong Norge AS er Norges ledende produsent av ferdigbetong. Selskapet driver produksjon og salg av ferdigbetong fra faste anlegg i Sør-Norge, og fra mobile anlegg med fleksibel anvendelse. Heidelberg Materials Betong Norge AS skal være ledende i Norge innenfor sine virksomhetsområder.

Heidelberg Materials Betong Norge AS er eiet av det tyske selskapet Heidelberg Materials AG, som er en av verdens ledende produsenter av sement og en betydelig aktør innenfor tyngre byggevarer.

Årsregnskapet er i samsvar med regnskapsloven § 3-3a og § 4-5 avlagt under forutsetning om fortsatt drift, styret bekrefter at denne forutsetningen er til stede. Det har ikke funnet sted hendelser som er av vesentlig betydning for årsregnskapet etter avslutningen av regnskapsåret.

### Marked/Økonomi

Heidelberg Materials Betong Norge AS hadde i 2023 en omsetning på kr 968 mill. mot kr 1124 mill. i 2022. Dette er en nedgang fra fjoråret på -13,8%. Driftsresultatet på kr 21,6 mill. viser også en nedgang fra fjoråret på kr -7,9 mill. Nedgang i omsetning og driftsresultat er drevet av lavere volum. Ordinært resultat før skatt gikk opp i 2023 og endte på kr 90,3 mill. mot et resultat før skatt på kr 44,9 mill. i 2022. Økningen skyldes økt utbytte fra datterselskaper og økt renteinntekt.

Markedsutsiktene for 2024 er usikre. Høyt kostnads- og rentenivå demper aktiviteten, spesielt for bolig og næringsbygg. Infrastruktur antas og holde samme aktivitetsnivå som i fjor. Ledelsen har vurdert eventuell påvirkning fra invasjonen av Ukraina på selskapet. I denne vurderingen har ledelsen tatt følgende områder med i betraktning: økonomiske sanksjoner, finansiell rapportering, cybersikkerhet og spørsmålet om fortsatt drift. Konklusjonen fra denne vurderingen er at det ikke har hatt direkte innvirkning på driften i selskapet. Indirekte er selskapet påvirket av økt inflasjon og valutafluktuasjoner.

Det gjøres løpende vurderinger og tapsføringer av kundefordringene. Ved årsslutt er det gjort nødvendig avsetning for kunder vurdert som usikre.

Det er som følge av eierstruktur liten risiko knyttet til selskapets finansielle posisjon. Likviditetssituasjonen i selskapet er tilfredsstillende, og selskapets kredittrisiko er lav. Styret mener at årsregnskapet gir et riktig bilde av Heidelberg Materials Betong Norge AS sine eiendeler, gjeld og finansielle stilling inkludert resultat, og bekrefter at forutsetning om fortsatt drift er til stede.



## HEIDELBERG MATERIALS BETONG NORGE AS

---

### Cyberangrep mai 2023

I mai 2023 ble Heidelberg Materials gjenstand for et Ransomware-angrep, som påvirket selskapet globalt. HM's IT-sikkerhetsrespons var umiddelbar og effektiv. Systemer ble stengt og manuelle rutiner ble aktivert i alle virksomheter og støttefunksjoner. Heidelberg Materials engasjerte eksterne IT-kriminaltekniske eksperter og fulgte deres anbefalinger. Som en del av responsen på sikkerhetshendelsen, ble det iverksatt flere tiltak for å styrke IT-sikkerhet. Disse tiltakene inkluderte konstruksjonen av en helt ny Active Directory for å forbedre nettverksadministrasjonen, implementering av nye løsninger for EDR, anti-phishing og virusdeteksjon for å styrke forsvarsstrategien mot cyberangrep. Utvinningsfasen startet i juni og fortsatte gjennom sommeren for de fleste selskaper. HM's nettverk og IT-infrastruktur er i dag betydelig sikrere, og arbeidet fortsetter med å lære opp sluttbrukere i IT-Security beste praksis. Ledelsen har vurdert konsekvensene av cyberangrepet og konkludert med at selskapets finansielle stilling ikke har blitt vesentlig påvirket.

### Organisasjon, miljø og personale

Pr. 31. desember 2023 var det 73,63 årsverk knyttet til virksomheten i Heidelberg Materials Betong Norge AS, mot 71,17 ved utgangen av 2022. Sykefraværet i selskapet var på til sammen 899 dager i 2023, dette utgjør 5,38 % av total arbeidstid i selskapet. Det ble i 2023 registrert 1 skade og totalt 33 skadefraværsdager.

Arbeidsmiljøet i bedriften må anses som godt og det arbeides kontinuerlig med å opprettholde dette. Heidelberg Materials Betong Norge AS har en overvekt av menn blant sine ansatte med en andel på 90,8%, noe som i hovedsak kan forklares med bransjemessige tradisjoner og stor stabilitet blant de ansatte. Heidelberg Materials Betong Norge AS praktiserer full likestilling mellom kvinner og menn.

Heidelberg Materials Betong Norge AS arbeider for å fremme Diskrimineringslovens formål innenfor virksomheten. Aktivitetene omfatter blant annet rekruttering, lønns- og arbeidsvilkår, utviklingsmuligheter og beskyttelse mot trakassering. Dette inkluderer også en ambisjon om å være en arbeidsplass hvor det ikke forekommer diskriminering på grunn av nedsatt funksjonsevne. Oppfølging av formålet i diskriminerings- og tilgjengelighetsloven skjer som en del av det løpende HR arbeidet gjennom AMU i virksomheten.

Arbeidet med helse, miljø og sikkerhet vil fortsatt bli høyt prioritert i Heidelberg Materials Betong Norge AS.

Et selskap i HeidelbergMaterials Group, Heidelberg Materials AG, har tegnet forsikring hos XL Insurance Company SE for Heidelberg Materials Betong Norge AS styremedlemmer og daglig leder for deres mulige ansvar overfor foretaket og tredjepersoner. Forsikringsdekningen dekker ansvar opp til 15 000 000 EUR for hvert enkelt erstatningskrav og opp til 15 000 000 EUR aggregert for hvert år. Forsikringsdekningen er underlagt vilkår i forsikringsavtalen med forsikrings-selskapet.

Arbeidsgiver plikter å arbeide aktivt, målrettet og planmessig for å fremme likestilling, hindre diskriminering og søke å hindre trakassering, seksuell trakassering og kjønnsbasert vold. For å ivareta dette skal arbeidsgiver blant annet undersøke og analysere risikoer for diskriminering og iverksette hensiktsmessige tiltak. Arbeidsgiver skal videre redegjøre for den faktiske tilstanden når det gjelder kjønnslikestilling i virksomheten samt hva som gjøres for å oppfylle aktivitetsplikten. Jfr. Likestillings- og diskrimineringsloven §§ 26, 26a og 26b.

Heidelberg Materials Betong Norge AS likestillingsredegjørelse følger som vedlegg til årsrapporten.

Informasjon etter likestillings- og diskrimineringsloven art §26A er inkludert i følgende link <https://app.equalitycheck.com/nb/public/arp/2023/315af6fe-8df2-4306-9831-42de6Saf8bb2>



## HEIDELBERG MATERIALS BETONG NORGE AS

### Ytre miljø

Virksomheten i selskapet er ikke i særlig grad forbundet med risiko for forurensing av det ytre miljø. Det er iverksatt og det arbeides kontinuerlig med tiltak for å sikre mot forurensing av miljøet. Betongtransporten utføres med bruk av moderne lastebiler med lavutslippsmotorer. Selskapet disponerer også noen helelektriske og semi-elektriske betongbiler.

Fra januar 2023 er det kommet ny forskrift for utslipp av vann fra produksjon av ferdigbetong. Denne forskriften har en overgangsperiode på 3 år og må være implementert på samtlige fabrikker senest ved utgangen av 2025. Selskapet arbeider med å kartlegge valg av tekniske løsninger samt etstimert investeringsbehov for dette.

Heidelberg Materials Betong Norge AS er miljøsertifisert ihht. NS-ISO14001 og har i gjennom dette jobbet kontinuerlig med miljøtiltak ihht. miljøplanen som er laget. Selskapet er også sertifisert i Arbeidsmiljø NS-ISO 45001.

### Åpenhetsloven, redegjørelse om aktsomhetsvurderinger

Redegjørelsen for våre aktsomhetsvurderinger vil bli publisert på link

<https://www.betong.heidelbergmaterials.no/sites/default/files/2023-06/Human%20rights%20statement%202023%20HM%20Betong%20Norge.pdf> før 30. Juni 2024. Vi viser til tidligere utstedt redegjørelse juni 2023, tilgjengelig på vår hjemmeside.

### Egenkapital

Egenkapitalen var ved utgangen av året kr 1089,0 mill., sammenlignet med kr 1 025,5 mill. året før. Selskapets egenkapitalandel er innenfor det intervallet som selskapets ledelse anser som akseptabelt.

Oslo, 06.05.2024

Styret for HEIDELBERG MATERIALS BETONG NORGE AS

*Per Berglund*

Per Berglund (May 27, 2024 16:59 GMT+2)

**Per Berglund**

Styremedlem

*Thor Harry Bjerge*

Thor Harry Bjerge (May 28, 2024 11:30 GMT+2)

**Thor Harry Bjerge**

Styremedlem

*Jan-Gábor Turi*

Jan-Gábor Turi (May 29, 2024 07:35 GMT+2)

**Jan-Gabor Turi**

Styremedlem

*Thea Stene*

Thea Stene (May 29, 2024 13:25 GMT+2)

**Thea Stene**

Styremedlem

*Otto Poulsen*

Otto Poulsen (Jun 25, 2024 14:46 GMT+2)

**Otto Poulsen**

Daglig leder/adm. dir

GKS n6Ze: T+2)

**Giv Kouzekanani Brantenberg**

Styreleder



## HEIDELBERG MATERIALS BETONG NORGE AS

### Resultatregnskap

Alle tall i NOK

	Note	2023	2022
<b>Driftsinntekter</b>			
Salgsinntekt	2	963 479 362	1120 231978
Annen driftsinntekt		4 835 552	3 726 099
Sum driftsinntekter		<u>968 314 914</u>	<u>1123 958 077</u>
<b>Driftskostnader</b>			
Varekostnad		557114 223	661672 251
Lønnskostnad	3	89 601848	88 800 420
Avskrivning av driftsmidler	4	14188 835	13 261584
Nedskrivning	4	0	10 372 085
Annen driftskostnad	5, 6	285 774 716	320 277 905
Sum driftskostnader		<u>946 679 622</u>	<u>1094 384 245</u>
Driftsresultat		<u>21635 292</u>	<u>29 573 832</u>
<b>Finansinntekter og finanskostnader</b>			
Inntekt på investering i datterselskap		50 074 590	6 379111
Renteinntekt fra foretak i samme konsern		17 879 619	7 377 652
Annen renteinntekt		1621 765	1976 501
Annen finansinntekt		176448	320 285
Annen rentekostnad		214 524	160 003
Annen finanskostnad		876 273	480170
Resultat av finansposter	7	<u>68 661625</u>	<u>15 413 376</u>
Ordinært resultat før skattekostnad		<u>90 296 917</u>	<u>44 987 208</u>
Skattekostnad	8	<u>9 232 492</u>	<u>8 808 694</u>
Årsoverskudd		<u>81064 425</u>	<u>36178 514</u>
<b>Overføringer og disponeringer</b>			
Avsatt konsernbidrag		23 088 000	29 640 000
Avsatt til annen egenkapital		57 976 425	6 538 514
Sum disponert		<u>81064 425</u>	<u>36 178 514</u>



## HEIDELBERG MATERIALS BETONG NORGE AS

### Balanse

Alle tall i NOK	Note	2023	2022
<b>Anleggsmidler</b>			
<i>Varige driftsmidler</i>			
Tomter, bygninger o.a. fast eiendom	4	159 206 929	69 830 769
Maskiner og anlegg	4	221689 292	260 281 757
Driftsløsøre, inventar o.a. utstyr	4	1747274	1903 342
Sum varige driftsmidler		<u>382 643 495</u>	<u>332 015 868</u>
<i>Finansielle anleggsmidler</i>			
Investeringer i datterselskap	9	161311951	161311951
Investeringer i tilknyttet selskap	9	51170 000	51170 000
Pensjonsmidler	10	17 355 000	6 353 490
Andre langsiktige fordringer	11, 12	24193 597	3 970 333
Sum finansielle anleggsmidler		<u>254 030 548</u>	<u>222 805 774</u>
Sum anleggsmidler		<u>636 674 043</u>	<u>554 821642</u>
<b>Omløpsmidler</b>			
Varer	13	<u>17 326 410</u>	<u>14 705 181</u>
<i>Fordringer</i>			
Kundefordringer	14	154 291959	166 367144
Andre fordringer	14	503 274 390	535 526 891
Sum fordringer		<u>657 566 349</u>	<u>701894 035</u>
Bankinnskudd, kontanter o.l.	15	<u>0</u>	<u>103 577</u>
Sum omløpsmidler		<u>674 892 759</u>	<u>716 702 793</u>
Sum eiendeler		<u>1311566 802</u>	<u>1271524 435</u>



## HEIDELBERG MATERIALS BETONG NORGE AS

### Balanse

Alle tall i NOK	Note	2023	2022
<b>Egenkapital</b>			
<i>Innskutt egenkapital</i>			
Aksjekapital	16, 17	124 800 000	124 800 000
Sum innskutt egenkapital		124 800 000	124 800 000
<i>Opptjent egenkapital</i>			
Annen egenkapital	17	964 226 387	900 730 682
Sum opptjent egenkapital		964 226 387	900 730 682
Sum egenkapital		1089 026 387	1025 530 682
<b>Gjeld</b>			
<i>Avsetninger for forpliktelseser</i>			
Utsatt skatt	8	14 730 424	11022 236
Sum avsetning for forpliktelseser		14 730 424	11022 236
<i>Kortsiktig gjeld</i>			
Leverandørgjeld	14	116 435 359	120 088 384
Betalbar skatt	8	569 025	4 943 253
Skyldige offentlige avgifter		25 087 578	23 584 444
Annen kortsiktig gjeld	14	65 718 029	86 355 436
Sum kortsiktig gjeld		207 809 991	234 971517
Sum gjeld		222 540 415	245 993 753
Sum egenkapital og gjeld		1311566 802	1271524 435

Oslo, 06.05.2024

Per Berglund  
Per Berglund (May 27, 2024 16:59 GMT+2)  
Per Berglund  
Styremedlem

Thor-Harry Bierae  
Thor-Harry Bierge (May 28, 2024 11:01 GMT+2)  
Thor Harry Bierge  
Styremedlem

Jan-Gabor Turi  
Jan-Gabor Turi (May 28, 2024 07:35 GMT+2)  
Jan-Gabor Turi  
Styremedlem

Giv Kouzekanani Brantenberg  
Giv Kouzekanani Brantenberg (May 29, 2024 13:02 GMT+2)  
Giv Kouzekanani Brantenberg  
Styreleder

Thea Stene  
Thea Stene (May 29, 2024 11:25 GMT+2)  
Thea Stene  
Styremedlem

Offi: feu/mt:  
Otto Poulsen (Jun 25, 2024 14:46 GMT+2)  
Otto Poulsen  
Daglig leder/adm. dir



## HEIDELBERG MATERIALS BETONG NORGE AS

### Kontantstrømoppstilling

Alle tall i NOK

	Note	2023	2022
<b>Kontantstrømmer fra operasjonelle aktiviteter</b>			
Resultat før skattekostnad		90 296 917	44 987 209
Periodens betalte skatt	8	-4 943 252	-2 263 189
Tap/gevinst ved salg av anleggsmidler, uttrangering		3 785 983	0
Ordinære avskrivninger	4	14 188 835	13 261 584
Nedskrivning anleggsmidler		0	10 372 085
Endring i varelager, debitorer og kreditorer		5 800 931	-23 625 699
Forskjeller i pensjonsmidler/-forpliktelser		-3 925 510	-1 009 367
Endring i andre tidsavgrensingsposter		4 355 428	9 008 123
Netto kontantstrøm fra operasjonelle aktiviteter		<u>109 559 332</u>	<u>50 730 746</u>
<b>Kontantstrømmer fra investeringsaktiviteter</b>			
Netto innbetalinger ved salg og utbetalinger ved kjøp	4	-68 602 445	-88 118 265
Endring konsernkontoordning		-3 060 464	68 387 519
Netto kontantstrøm fra investeringsaktiviteter		<u>-71 662 909</u>	<u>-19 730 746</u>
<b>Kontantstrømmer fra finansieringsaktiviteter</b>			
utbetalinger av utbytte/konsernbidrag		-38 000 000	-3 100 000
Netto kontantstrøm fra finansieringsaktiviteter		<u>-38 000 000</u>	<u>-3 100 000</u>
Netto endring i likvider i året		-103 577	0
Konter og bankinnskudd per 01.01		103 577	103 577
Konter og bankinnskudd per. 31.12		<u>0</u>	<u>103 577</u>



## HEIDELBERG MATERIALS BETONG NORGE AS

---

### Noter til regnskapet for 2023

Alle tall i NOK

#### Note 1 - Regnskapsprinsipper

Årsregnskapet er satt opp i samsvar med regnskapslovens bestemmelser og god regnskapsskikk.

##### *Konsernregnskap*

Heidelberg Materials Betong Norge AS er et heleid datterselskap i Heidelberg Materials AG. I henhold til regnskapsloven § 3-7 er det **ikke** utarbeidet konsernregnskap for selskapet.

For henvendelser vedrørende konsernregnskap, kontakt morselskapet: Heidelberg Materials AG, Berliner Strasse 6, D-69120 Heidelberg, Tyskland.

##### *Datterselskap/tilknyttet selskap*

Datterselskapet og tilknyttede selskaper vurderes etter kostmetoden i selskapsregnskapet. Investeringene er vurdert til anskaffelseskost for aksjene med mindre nedskrivning har vært nødvendig. Det er foretatt nedskrivning til virkelig verdi når verdifall skyldes årsaker som ikke kan antas å være forbigående og det nå anses nødvendig etter god regnskapsskikk. Nedskrivninger er reversert når grunnlaget for nedskrivning ikke lenger er til stede.

Mottatt utbytte inntektsføres som det er avsatt i avgivende selskap, dersom det er overveiende sannsynlig at utbytte blir vedtatt og er opptjent i eierperioden.

##### *Valuta*

Transaksjoner i utenlandsk valuta omregnes til kursen på transaksjonstidspunktet. Pengeposter i utenlandsk valuta er vurdert etter balansedagens kurs. Valutakursendringer resultatføres løpende i regnskapsperioden.

##### *Salgsinntekter*

Inntekter fra salg av varer resultatføres når levering har funnet sted og risiko er overført. Tjenester inntektsføres i takt med utførelsen.

##### *Skatt*

Skattekostnaden i resultatregnskapet består av betalbar skatt og endring i utsatt skatt. Utsatt skatt er beregnet med 22 % i år 2023 (22 % i år 2022) på grunnlag av de midlertidige forskjeller som eksisterer mellom regnskapsmessige og skattemessige verdier, samt skattemessig underskudd til fremføring ved utgangen av regnskapsåret. Skatteøkende og skattereduserende midlertidige forskjeller som reverserer eller kan reversere i samme periode er utlignet og nettoført. Netto utsatt skattefordel balanseføres i den grad det er sannsynlig at denne kan bli nyttiggjort.

Betalbar skatt og utsatt skatt er regnskapsført direkte mot egenkapitalen i den grad skattepostene relaterer seg til egenkapitaltransaksjoner.

##### *Klassifisering og vurdering av balanseposter*

Omløpsmidler og kortsiktig gjeld omfatter poster som forfaller til betaling innen ett år etter anskaffelsestidspunktet, samt poster som knytter seg til varekretsløpet. Øvrige poster er klassifisert som anleggsmiddel/langsiktig gjeld.

Omløpsmidler vurderes til laveste av anskaffelseskost og virkelig verdi. Kortsiktig gjeld balanseføres til nominelt beløp på etableringstidspunktet.



## HEIDELBERG MATERIALS BETONG NORGE AS

---

### Noter til regnskapet for 2023

Alle tall i NOK

Anleggsmidler vurderes til anskaffelseskost, men nedskrives til virkelig verdi ved verdifall som ikke forventes å være forbigående. Anleggsmidler med begrenset økonomisk levetid avskrives planmessig. Langsiktig gjeld balanseføres til nominelt beløp på etableringstidspunktet.

#### *Varige driftsmidler*

Varige driftsmidler balanseføres og avskrives over driftsmidlets forventede levetid. Direkte vedlikehold av driftsmidler kostnadsføres løpende under driftskostnader, mens påkostninger eller forbedringer tillegges driftsmidlets kostpris og avskrives i takt med driftsmidlet. Dersom gjenvinnbart beløp av driftsmiddelet er lavere enn balanseført verdi foretas nedskrivning til gjenvinnbart beløp. Driftsmidler som **ikke** er ferdig installert og satt i drift ved årsskiftet betegnes som anlegg under utførelse og blir ikke avskrevet før de tas i bruk.

#### *Goodwill*

Goodwill oppstått ved kjøp av virksomheter er bokført til kostpris redusert med lineære avskrivninger beregnet på bakgrunn av forventet levetid.

#### *Varebeholdninger*

Varelager regnskapsføres til det laveste av anskaffelseskost og virkelig verdi. Anskaffelseskost tilordnes ved bruk av FIFO metoden og inkluderer utgifter påløpt ved anskaffelse av varene og kostnader for å bringe varene til nåværende tilstand og plassering.

#### *Fordringer*

Kundefordringer og andre fordringer er oppført i balansen til pålydende etter fradrag for avsetning til forventet tap. Avsetning til tap gjøres på grunnlag av individuelle vurderinger av de enkelte fordringene. I tillegg gjøres det for øvrige kundefordringer en uspesifisert avsetning for å dekke antatt tap på krav.

#### *Leasing*

Kostnader knyttet til operasjonell leasing kostnadsføres i tilhørende periode, mens finansielle leieavtaler balanseføres.

#### *Pensjoner*

Heidelberg Materials Betong Norge AS har kollektiv pensjonsordning (sikrede pensjoner) for sine ansatte som gir en bestemt fremtidig pensjonsytelse (ytelsesplan). Pensjonsytelsene er basert på antall opptjeningsår og lønnsnivået ved pensjonsalder. De ansatte i Heidelberg Materials Betong Norge AS har også rett til avtalefestet pensjon fra fylte 62 år.

Pensjonsforpliktelsene er vurdert til nåverdien av fremtidige pensjonsytelser som er opptjent på balansedagen og er beregnet av uavhengig aktuar hensyntatt selskapets forutsetninger om diskonteringsrente, fremtidig lønnsvekst og pensjonsregulering. Diskonteringsrenten fastsettes med utgangspunkt i rente på langsiktige norske foretaksobligasjoner. Pensjonsmidlene er vurdert til virkelig verdi, og fratrukket i netto pensjonsforpliktelser i balansen.

Netto pensjonskostnad består av årets beregnede pensjonsopptjening, beregnet rentekostnad av pensjonsforpliktelsene fratrukket beregnet renteinntekt av pensjonsmidlene, samt arbeidsgiveravgift av usikrede eller underfinansierte ordninger. Netto pensjonskostnad inngår i lønnskostnadene.

Estimatawisk føres løpende mot egenkapitalen.



## HEIDELBERG MATERIALS BETONG NORGE AS

### Noter til regnskapet for 2023

Alle tall i NOK

#### Konsernkonto

Bankkontiene til Heidelberg Materials Betong Norge AS inngår i konsernets kontosystem, hvor Heidelberg Materials AG er kontoinnehaver. Saldo er presentert som kortsiktig fordring på konsern, og ikke som bankinnskudd.

#### Kontantstrømoppstilling

Kontantstrømoppstillingen er utarbeidet etter den indirekte metode. Det innebærer at en i analysen tar utgangspunkt i selskapets årsresultat for å kunne presentere kontantstrømmer tilført fra henholdsvis ordinær drift, investeringsaktiviteter og finansieringsaktiviteter. Kontanter og kontantekvivalenter omfatter kontanter, bankinnskudd og andre kortsiktige, likvide plasseringer.

Valutagevinst og - tap presenteres som finansposter.

#### Note 2 - Salgsinntekter

	2023	2022
<i>Geografisk fordeling</i>		
Norge	963 479 362	1120 231978

Salgsinntektene består av salg av ferdigbetong i Norge i sin helhet.

#### Note 3 - Lønnskostnader, antall ansatte, godtgjørelse, lån til ansatte og godtgjørelse til revisor

<i>Lønnskostnader</i>	2023	2022
Lønninger	68 734 894	68 890 721
Arbeidsgiveravgift	10 929 123	10 129 257
Pensjonskostnader	6 488 980	5 440 662
Andre ytelser	3 448 851	4 339 781
Sum	<b>89 601848</b>	<b>88 800 421</b>

Selskapet har i regnskapsåret sysselsatt totalt 73,6 årsverk.

#### Ytelser til ledende personer

	Daglig leder
Lønn	1666 823
Pensjonsutgifter	6 202
Bonuser	853 879
Annen godtgjørelse	131150

Administrerende direktør deltar i selskapets pensjonsordning og i bonusordningen for ledere i HeidelbergCement Northern Europe. Størrelsen på bonus avhenger av selskapets inntjening og oppnåelse av individuelle mål.

Ledende ansatte har ikke hatt opsjonsavtale eller annen aksjebasert avlønning i 2023.

**HEIDELBERG MATERIALS BETONG NORGE AS****Noter til regnskapet for 2023**

Alle tall i NOK

	2023	2022
Godtgjørelse til revisor	302 224	251974
Andre tjenester	100 702	94556
Sum	<u>402 926</u>	<u>346 530</u>

Revisjons honorar er eksklusiv MVA.

**Note 4 - Varige driftsmidler**

	Goodwill	Tomter, bygninger og annen eiendom	Maskiner og anlegg	Anlegg under utførelse lignende	Driftsløspøre, inventar, verktøy mm.	Sum
Anskaffelseskost 01.01	48 079 156	122 028 135	277 668 383	192 981 868	23 462 876	664 220 418
Tilgang kjøpte driftsmidler	0	117 392 05	101 940 14	46 669 226	0	68 602 445
Avgang	0	-17 010 339	-92 952 468	0	-16 048 279	-126 011 086
Ompostering anlegg u/utførelse	0	82 338 709	94 285 024	-176 623 733	0	0
<b>Anskaffelseskost 31.12</b>	<b>48 079 156</b>	<b>199 095 710</b>	<b>289 194 953</b>	<b>63 027 361</b>	<b>7 414 597</b>	<b>606 811 777</b>
Akk.avskrivning 31.12	-48 079 156	-39 390 937	-125 170 832	0	-5 667 323	-218 308 248
Akk.nedskr. 31.12.	0	-497 844	-5 362 190	0	0	-5 860 034
Balanseført pr. 31.12	0	159 206 929	158 661 931	63 027 361	1 747 274	382 643 495
Årets avskrivninger	0	4 291 228	9 741 539	0	156 068	14 188 835
Økonomisk levetid	5-10 år	10-33 år	10-15 år	Avskrives ikke	5 år	
Avskrivningsplan	Lineær	Lineær	Lineær		Lineær	

**Note 5 - Spesifikasjon andre driftskostnader**

	2023	2022
Frakt og distribusjonskostnader	169 331 993	193 978 292
Reparasjon og vedlikehold, fremmede tjenester, honorarer	18 690 503	30 715 401
Leiekostnader	19 463 382	21 211 109
Energikostnader	13 256 664	15 595 901
Andre driftskostnader	65 032 174	58 777 202
Sum	<u>285 774 716</u>	<u>320 277 905</u>



## HEIDELBERG MATERIALS BETONG NORGE AS

### Noter til regnskapet for 2023

Alle tall i NOK

#### Note 6 - Leieavtaler

Selskapet har operasjonelle leasingavtaler på deler av maskinparken. Leasingavtalene har en varighet på 1-5 år.

	2023	2022
<i>Leasing</i>		
Operasjonell leasing	8 055 273	8 949 946

#### Note 7 - Finans

	2023	2022
<i>Finansinntekter</i>		
Utbytte	50 074 590	6 379 111
Renteinntekt fra foretak i samme konsern	17 879 619	7 377 652
Annen renteinntekt	1621 765	1976 501
Agio	176 448	320 285
	<u>69 752 422</u>	<u>16 053 549</u>

<i>Finanskostnader</i>		
Annen rentekostnad	214 524	160 003
Disagio	850 845	726170
Annen finanskostnad	25 427	-246 000
	<u>1090 796</u>	<u>640173</u>
	<u><b>68 661626</b></u>	<u><b>15 413 376</b></u>

#### Note 8 - Skatt

<i>Årets skattekostnad fordeler seg på:</i>	2023	2022
Betalbar skatt (22% av grunnlag for betalbar skatt i resultatregnskapet)	7 081 024	13 303 253
For mye, for lite avsatt i fjor		184 000
Skatt estimatawik direkte balanseført	-1556 720	2 310 220
Endring i utsatt skatt/skattefordel	3 708 188	-6 988 777
Årets totale skattekostnad	<u>9 232 492</u>	<u>8 808 696</u>



## HEIDELBERG MATERIALS BETONG NORGE AS

### Noter til regnskapet for 2023

Alle tall i NOK

	2023	2022
<i>Beregning av årets skattegrunnlag:</i>		
Resultat før skattekostnad	90 296 917	44 987 208
Permanente forskjeller	-41255 038	-16 285 044
Endring i forskjeller som inngår i grunnlag for utsatt skatt/skattefordel	-16 855 401	31 767 167
Alminnelig inntekt	32 186 478	60 469 331
Avgitt konsernbidrag	-29 600 000	-38 000 000
Årets skattegrunnlag	2 586 478	22 469 331
Betalbar skatt (22%) av årets skattegrunnlag	569 025	4943 253
<i>Oversikt over midlertidige forskjeller</i>		
	2023	2022
Driftsmidler inkl goodwill	18 603 407	3 538 766
Fordringer	-1848 822	-1734076
Gevinst- og tapskonto	32 846 897	41942 898
Pensjoner	17355000	6 353 490
Netto midlertidige forskjeller	66 956 482	50101078
Utsatt skatt/skattefordel i regnskapet (22 %)	14 730 426	11022 237
<i>Hvordan betalbar skatt fremkommer i balansen</i>		
	2023	2022
Betalbar skatt i skattekostnaden	7 081025	13 303 253
Skattevirkning i konsernbidrag, stiftelses-/emisjonskostnader	-6 512 000	-8 360 000
Betalbar skatt i balansen	569 025	4 943 253
<i>Forklaring til hvorfor årets skattekostnad ikke utgjør 22% av resultat før skatt</i>		
	2023	
22% skatt av resultat før skatt	19 865 322	
Permanente forskjeller (22%)	-9 076108	
22% estimatavvik pensjoner	-1556 720	
	0	
Beregnet skattekostnad	9 232 494	
Effektiv skattesats *)	10,2%	

\*) Skattekostnad i forhold til resultat før skatt



## HEIDELBERG MATERIALS BETONG NORGE AS

### Noter til regnskapet for 2023

Alle tall i NOK

#### Note 9 - Datterselskap, tilknyttet selskap m v

Datterselskap	Kontor	Eier- andel	Resultat 2023	Egenkapital pr. 31.12	Balanseført verdi pr. 31.12
Heidelberg Materials Tilslag Norge AS	Sandnes	100%	4 682 562	48 918 669	110 656 901
Betong Sør AS	Kristiansand	100%	6 707 952	42 373 122	22 655 050
Sola Betong AS *	Tananger	67%	1 230 618	9 345 334	28 000 000
Sum			12 621 132	100 637 125	161311951

\*Dette er hentet fra 2022 regnskapet siden foreløpige tall ikke er klar per avleggelse av regnskap.

Tilknyttet Selskap	Kontor	Eier- andel	Resultat 2023	Egenkapital pr. 31.12	Balanseført verdi pr. 31.12
Betong Øst AS*	Kongsvinger	50%	54 337 406	121 587 475	5 000 000
Betong Vest AS*	Blomsterdalen	40%	4 159 790	35 264 987	27 000 000
ISPS Terminal Sjørsiiy Nord AS	Oslo	0%	0	0	20 000
Sylteosen Betong AS*	Elnesvågen	40%	18 839 762	28 328 024	14 000 000
Betongpumping AS*		50%	1 944 216	8 200 888	5 150 000
Sum			79 281 174	193 381 374	51 170 000

\*Dette er hentet fra 2022 regnskapet siden foreløpige tall ikke er klar per avleggelse av regnskap.

Investeringer i datterselskap og tilknyttede selskap vurderes etter kostmetoden i selskapsregnskapet.

Det er mottatt 40 000 TNOK i utbytte fra Betong Øst AS, 800 TNOK fra Betong Vest AS, 1 000 TNOK fra Sola Betong AS, 7 525 TNOK fra Sylteosen Betong AS, Betongpumping AS 750 TNOK. Utbytte er ført som finansinntekt.

Årsresultat og egenkapital i datterselskap oppgitt 100 %. For tilknyttede selskap er det benyttet midlertidige tall da årsresultatet ikke er klart.



## HEIDELBERG MATERIALS BETONG NORGE AS

### Noter til regnskapet for 2023

Alle tall i NOK

#### Note 10 - Pensjoner

Selskapet er pliktig til å ha tjenestepensjonsordning etter lov om obligatorisk tjenestepensjon. Selskapets pensjonsordninger tilfredsstiller kravene i denne lov.

Selskapet har pensjonsordninger som omfatter i alt 94 personer.

	2023	2022
Nåverdi av årets pensjonsopptjening, inkl. arbeidsgiveravgift	2 182 000	2 099 000
Rentekostnad av pensjonsforpliktelsen	1 942 000	1 117 000
Renteinntekt av pensjonsmidlene	-2 226 000	-1 477 000
Netto pensjonskostnad	<u>1 898 000</u>	<u>1 739 000</u>
	2023	2022
Opptjente pensjonsforpliktelser pr31.12	<u>53 435 000</u>	<u>54 774 000</u>
Beregnete pensjonsforpliktelser	53 435 000	54 774 000
Pensjonsmidler (til markedsverdi) pr31.12	<u>70 790 000</u>	<u>61 126 000</u>
Netto pensjonsforpliktelse (pensjonsmidler)	<u>-17 355 000</u>	<u>-6 352 000</u>
	<b>Forplikt.</b>	<b>Forplikt.</b>
<i>Økonomiske forutsetninger:</i>	2023	2022
Diskonteringsrente	4,00%	3,60%
Forventet lønnsregulering	3,25%	3,25%
Forventet G-regulering	3,25%	3,25%
Forventet avkastning pensjonsmidler	1,00%	1,20%

Estimatavvik regnskapsføres løpende ved føring direkte mot egenkapitalen.

De aktuariemessige forutsetningene er basert på vanlige benyttede forutsetninger innen forsikring når det gjelder demografiske faktorer.

Som erstatning for den gamle AFP-ordningen som ble avvirket i 2010 er det etablert en ny AFP-ordning. Den nye AFP-ordningen er, i motsetning til den gamle, ikke en førtidspensjonsordning, men en ordning som gir et livslangt tillegg på den ordinære pensjonen. Den nye AFP-ordningen er en ytelsesbasert flerforetakspensjonsordning, og finansieres gjennom premier som fastsettes som en prosent av lønn. Foreløpig foreligger ingen pålitelig måling og allokering av forpliktelse og midler i ordningen. Regnskapsmessig blir ordningen behandlet som en innskuddsbasert pensjonsordning hvor premiebetalingen kostnadsføres løpende. Det er ikke fondsoppbygging i ordningen, og det forventes at premienivået vil øke de kommende årene.



## HEIDELBERG MATERIALS BETONG NORGE AS

---

### Noter til regnskapet for 2023

Alle tall i NOK

#### Note 11 - Lån til ansatte

Lån til selskapets ansatte utgjør pr. 31.12.2023 kr 3 145 087.

Lånene er rente- og avdragsfrie, og nedskrives over 5/20 år med like store deler årlig. Avskrivningsbeløp og rentefordel innberettes som lønn.

Det er ikke ytet lån eller stilt garantier til daglig leder, styreleder eller andre nærstående parter. Ingen lån eller garantier utgjør mer enn 5 % av selskapets aksjekapital.

#### Note 12 - Fordringer og gjeld

<i>Fordringer med forfall senere enn ett år</i>	2023	2022
Lån til ansatte	3 145 087	3 970 333
Annen langsiktig fordring	21048 510	0
Sum	<u>24193 597</u>	<u>3 970 333</u>

#### Note 13 - Varer

	2023	2022
Lager av råvarer m.m.	17 326 410	14 705 181
Sum	<u>17 326 410</u>	<u>14 705 181</u>

#### Note 14 - Mellomværende med selskap i samme konsern og tilknyttede selskap

Totalt varekøp fra konsern utgjør 351 684 TNOK.

Totalt salg til konsern utgjør 24 335 TNOK.

<i>Fordringer</i>	2023	2022
Kundefordringer	3 249 221	2 616 449
Andre fordringer	501243 342	497 787 604
Sum	<u>504 492 563</u>	<u>500 404 053</u>

<i>Gjeld</i>	2023	2022
Leverandørgjeld	26 586 058	32 065 830
Annen kortsiktig gjeld	29 600 000	37 788 936
Sum	<u>56186 058</u>	<u>69 854 766</u>



## HEIDELBERG MATERIALS BETONG NORGE AS

---

### Noter til regnskapet for 2023

Alle tall i NOK

#### Note 15 - Bankinnskudd

Som sikkerhet for ansattes skattetreksmidler har selskapets bankforbindelse avgitt en bankgaranti på 6,5 MNOK. Skyldig skattetrekk pr 31.12.2023 utgjorde 3 054 TNOK.

Konsernets likviditet er organisert i en konsernkontoordning. Dette innebærer at datterselskapenes kontantbeholdning formelt sett er fordringer på morselskapet. Heidelberg Materials Betong Norge AS bankinnskudd i konsernkontoordningen er klassifisert som konsernfordringer.

#### Note 16 - Aksjekapital og aksjonærinformasjon

Aksjekapitalen består av:

	Antall	Pålydende	Balanseført
Ordinære aksjer	1950000	64	124 800 000

Det er kun en aksjeklasse.

Oversikt over aksjonærene i selskapet pr. 31.12:

	Ordinære aksjer	Eierandel	Stemmeandel
Heidelberg Materials Norway AS	1950 000	100%	100%

#### Note 17 - Egenkapital

	Aksjekapital	Annen egenkapital	Sum
Egenkapital 01.01.23	124 800 000	900 730 683	1025 530 683
Årets resultat	0	81064425	81064 425
Avgitt konsernbidrag	0	-23 088 000	-23 088 000
Estimatavvik pensjoner	0	5 519 280	5 519 280
<b>Egenkapital 31.12.23</b>	<b>124 800 000</b>	<b>964 226 388</b>	<b>1089 026 388</b>

Estimatavvik ved beregning av pensjoner føres direkte mot egenkapitalen. Egenkapitaleffekten av estimatavvik og avgitt konsernbidrag er etter skatt.



# 934468740 HEIDELBERG MATERIALS BETONG NORGE AS for 01.01 .2023-31.12

Final Audit Report

2024-06-25

Created:	2024-05-27
By:	Kerstin Nes (kerstin.nes@heidelbergmaterials.com)
Status:	Signed
Transaction ID:	CBJCHBCAABAAZffn 1p2Siai0LhfrOF06DIOXeMbRIBcM

## "934468740 HEIDELBERG MATERIALS BETONG NORGE AS f or 01.01 .2023-31.12" History

'Ei Document created by Kerstin Nes (kerstin.nes@heidelbergmaterials.com)  
2024-05-27 - 2:50:21 PM GMT- IP address: 147.161.151.81

18. Document emailed to per.berglund@heidelbergcement.com for signature  
2024-05-27 - 2:54:00 PM GMT

'Ei Email viewed by per.berglund@heidelbergcement.com  
2024-05-27 - 2:58:15 PM GMT- IP address: 104.47.30.126

☒ Signer per.berglund@heidelbergcement.com entered name at signing as Per Berglund  
2024-05-27 - 2:59:07 PM GMT- IP address: 147.161.151.92

&\ Per Berglund (per.berglund@heidelbergcement.com) has agreed to the terms of use and to do business  
electronically with Heidelberg Materials  
2024-05-27 - 2:59:09 PM GMT- IP address: 147.161.151.92

☒ Document e-signed by Per Berglund (per.berglund@heidelbergcement.com)  
Signature Date: 2024-05-27 - 2:59:09 PM GMT - Time Source: server- IP address: 147.161.151.92

©. Document emailed to thor.bjerge@norbetong.no for signature  
2024-05-27 - 2:59:10 PM GMT

'Ei Email viewed by thor.bjerge@norbetong.no  
2024-05-28 - 9:28:46 AM GMT- IP address: 104.47.30.126

☒ Signer thor.bjerge@norbetong.no entered name at signing as Thor-Harry Bjerge  
2024-05-28 - 9:30:00 AM GMT- IP address: 147.161.147.80





I;\ Thor-Harry Bjerger (thor.bjerger@norbetong.no) has agreed to the terms of use and to do business electronically with Heidelberg Materials

2024-05-28 - 9:30:02 AM GMT- P address: 147.161.147.80

Øe Document e-signed by Thor-Harry Bjerger (thor.bjerger@norbetong.no)

Signature Date: 2024-05-28 - 9:30:02 AM GMT - Time Source: server- P address: 147.161.147.80

Document emailed to jan-gabor.turi@norbetong.no for signature

2024-05-28 - 9:30:03 AM GMT

'EI Email viewed by jan-gabor.turi@norbetong.no

2024-05-29 - 5:34:17 AM GMT- IP address: 147.161.147.71

Øe Signer jan-gabor.turi@norbetong.no entered name at signing as Jan-Gábor Turi

2024-05-29 - 5:35:13 AM GMT- P address: 147.161.147.71

Jan-Gábor Turi Oan-gabor.turi@norbetong.no) has agreed to the terms of use and to do business electronically with Heidelberg Materials

2024-05-29 - 5:35:15 AM GMT- P address: 147.161.147.71

Øe Document e-signed by Jan-Gábor Turi oan-gabor.turi@norbetong.no)

Signature Date: 2024-05-29 - 5:35:15 AM GMT - Time Source: server- P address: 147.161.147.71

Document emailed to giv.brantenberg@heidelbergcement.com for signature

2024-05-29 - 5:35:16 AM GMT

'EI Email viewed by giv.brantenberg@heidelbergcement.com

2024-05-29 - 8:03:18 AM GMT- P address: 104.47.51.254

Ø8 Signer giv.brantenberg@heidelbergcement.com entered name at signing as Giv K. Brantenberg

2024-05-29 - 11:09:38 AM GMT- P address: 147.161.147.70

I;\ Giv K.Brantenberg(giv.brantenberg@heidelbergcement.com) has agreed to the terms of use and to do business electronically with Heidelberg Materials

2024-05-29 - 11:09:40 AM GMT- P address: 147.161.147.70

Øe Document e-signed by Giv K. Brantenberg (giv.brantenberg@heidelbergcement.com)

Signature Date: 2024-05-29 - 11:09:40 AM GMT - Time Source: server- P address: 147.161.147.70

l8 Document emailed to thea.stene@heidelbergmaterials.com for signature

2024-05-29 - 11:09:42 AM GMT

'EI Email viewed by thea.stene@heidelbergmaterials.com

2024-05-29-11:23:47 AM GMT- P address: 104.47.30.126

Øe Signer thea.stene@heidelbergmaterials.com entered name at signing as Thea Stene

2024-05-29-11:24:58 AM GMT- P address: 147.161.151.106



Heidelberg  
Materials

Adobe  
Acrobat Sign



◆ Thea Stene (thea.stene@heidelbergmaterials.com) has agreed to the terms of use and to do business electronically with Heidelberg Materials

2024-05-29 - 11:25:00 AM GMT - IP address: 147.161.151.106

☒ Document e-signed by Thea Stene (thea.stene@heidelbergmaterials.com)

Signature Date: 2024-05-29 - 11:25:00 AM GMT - Time Source: server- P address: 147.161.151.106

℞ Document emailed to otto.poulsen@norbetong.no for signature

2024-05-29 - 11:25:01 AM GMT

◆ Kerstin Nes (kerstin.nes@heidelbergmaterials.com) added alternate signer otto.poulsen@heidelbergmaterials.com. The original signer otto.poulsen@norbetong.no can still sign.

2024-06-25 - 12:44:08 PM GMT - P address: 147.161.189.102

℞ Document emailed to otto.poulsen@heidelbergmaterials.com for signature

2024-06-25 - 12:44:08 PM GMT

ℹ Email viewed by otto.poulsen@heidelbergmaterials.com

2024-06-25-12:45:08 PM GMT - P address: 104.47.51.190

☒ Signer otto.poulsen@heidelbergmaterials.com entered name at signing as Otto Poulsen

2024-06-25-12:46:02 PM GMT - P address: 147.161.147.100

☒ Otto Poulsen (otto.poulsen@heidelbergmaterials.com) has agreed to the terms of use and to do business electronically with Heidelberg Materials

2024-06-25 - 12:46:04 PM GMT - P address: 147.161.147.100

☒ Document e-signed by Otto Poulsen (otto.poulsen@heidelbergmaterials.com)

Signature Date: 2024-06-25-12:46:04 PM GMT - Time Source: server- P address: 147.161.147.100

0 Agreement completed.

2024-06-25 - 12:46:04 PM GMT



Heidelberg  
Materials

Adobe  
Acrobat Sign



Til generalforsamlingen i Heidelberg Materials Betong Norge AS

## Uavhengig revisors beretning

### Konklusjon

Vi har revidert årsregnskapet for Heidelberg Materials Betong Norge AS som består av balanse per 31. desember 2023, resultatregnskap og kontantstrømoppstilling for regnskapsåret avsluttet per denne datoen og noter til årsregnskapet, herunder et sammendrag av viktige regnskapsprinsipper.

Etter vår mening oppfyller årsregnskapet gjeldende lovkrav, og gir årsregnskapet et rettviseende bilde av selskapets finansielle stilling per 31. desember 2023, og av dets resultater og kontantstrømmer for regnskapsåret avsluttet per denne datoen i samsvar med regnskapslovens regler og god regnskapsskikk i Norge.

### Grunnlag for konklusjonen

Vi har gjennomført revisjonen i samsvar med International Standards on Auditing (ISA-ene). Våre oppgaver og plikter i henhold til disse standardene er beskrevet nedenfor under *Revisors oppgaver og plikter ved revisjonen av årsregnskapet*. Vi er uavhengige av selskapet i samsvar med kravene i relevante lover og forskrifter i Norge og International Code of Ethics for Professional Accountants (inkludert internasjonale uavhengighetsstandarder) utstedt av International Ethics Standards Board for Accountants (IESBA-reglene), og vi har overholdt våre øvrige etiske forpliktelser i samsvar med disse kravene. Innhentet revisjonsbevis er etter vår vurdering tilstrekkelig og hensiktsmessig som grunnlag for vår konklusjon.

### Øvrig informasjon

Styret og daglig leder (ledelsen) er ansvarlige for informasjonen i årsberetningen og annen øvrig informasjon som er publisert sammen med årsregnskapet. Øvrig informasjon omfatter informasjon i årsrapporten bortsett fra årsregnskapet og den tilhørende revisjonsberetningen. Vår konklusjon om årsregnskapet ovenfor dekker verken informasjonen i årsberetningen eller annen øvrig informasjon.

I forbindelse med revisjonen av årsregnskapet er det vår oppgave å lese årsberetningen og annen øvrig informasjon. Formålet er å vurdere hvorvidt det foreligger vesentlig inkonsistens mellom årsberetningen, annen øvrig informasjon og årsregnskapet og den kunnskap vi har opparbeidet oss under revisjonen av årsregnskapet, eller hvorvidt informasjon i årsberetningen og annen øvrig informasjon ellers fremstår som vesentlig feil. Vi har plikt til å rapportere dersom årsberetningen eller annen øvrig informasjon fremstår som vesentlig feil. Vi har ingenting å rapportere i så henseende.

Basert på kunnskapen vi har opparbeidet oss i revisjonen, mener vi at årsberetningen

- er konsistent med årsregnskapet og
- inneholder de opplysninger som skal gis i henhold til gjeldende lovkrav.

### Ledelsens ansvar for årsregnskapet

Ledelsen er ansvarlig for å utarbeide årsregnskapet og for at det gir et rettviseende bilde i samsvar med regnskapslovens regler og god regnskapsskikk i Norge. Ledelsen er også ansvarlig for slik internkontroll som den finner nødvendig for å kunne utarbeide et årsregnskap som ikke inneholder vesentlig feilinformasjon, verken som følge av misligheter eller utilsiktede feil.

Ved utarbeidelsen av årsregnskapet må ledelsen ta standpunkt til selskapets evne til fortsatt drift og opplyse om forhold av betydning for fortsatt drift. Forutsetningen om fortsatt drift skal legges til grunn for årsregnskapet så lenge det ikke er sannsynlig at virksomheten vil bli avvirket.

PricewaterhouseCoopers AS, Dronning Eufemias gate 71, Postboks 748 Sentrum, NO-0106 Oslo  
T: 02316, org. no.: 987 009 713 MVA, [www.pwc.no](http://www.pwc.no)  
Statsautoriserte revisorer, medlemmer av Den norske Revisorforening og autorisert regnskapsførerselskap



#### Revisors oppgaver og plikter ved revisjonen av årsregnskapet

Vårt mål er å oppnå betryggende sikkerhet for at årsregnskapet som helhet ikke inneholder vesentlig feilinformasjon, verken som følge av misligheter eller utilsiktede feil, og å avgi en revisjonsberetning som inneholder vår konklusjon. Betryggende sikkerhet er en høy grad av sikkerhet, men ingen garanti for at en revisjon utført i samsvar med ISA-ene, alltid vil avdekke vesentlig feilinformasjon. Feilinformasjon kan oppstå som følge av misligheter eller utilsiktede feil. Feilinformasjon er å anse som vesentlig dersom den enkeltvis eller samlet med rimelighet kan forventes å påvirke de økonomiske beslutningene som brukerne foretar på grunnlag av årsregnskapet. For videre beskrivelse av revisors oppgaver og plikter vises det til: <https://revisorforeningen.no/revisjonsberetninger>

Oslo, 6. mai 2024

**PricewaterhouseCoopers AS**

Gorm F. Nymark  
Statsautorisert revisor  
(elektronisk signert)



 Securely signed with Brevio

Revisjonsberetning

**Signers:**

<b>Name</b>	<b>Method</b>	<b>Date</b>
Nymark, Gorm Frode	BANKID_MOBILE	2024-06-28 10:43

**This document package contains:**

- Closing page (this page)
- The original document(s)
- The electronic signatures. These are not visible in the document, but are electronically integrated.



This file is sealed with a digital signature.  
The seal is a guarantee for the authenticity  
of the document.



## HEIDELBERG MATERIALS BETONG NORGE AS

---

### Noter til regnskapet for 2023

Alle tall i NOK

#### Note 1 - Regnskapsprinsipper

Årsregnskapet er satt opp i samsvar med regnskapslovens bestemmelser og god regnskapsskikk.

##### *Konsernregnskap*

Heidelberg Materials Betong Norge AS er et heleid datterselskap i Heidelberg Materials AG. I henhold til regnskapsloven § 3-7 er det ikke utarbeidet konsernregnskap for selskapet.

For henvendelser vedrørende konsernregnskap, kontakt morselskapet: Heidelberg Materials AG, Berliner Strasse 6, D-69120 Heidelberg, Tyskland.

##### *Datterselskap/tilknyttet selskap*

Datterselskapet og tilknyttede selskaper vurderes etter kostmetoden i selskapsregnskapet. Investeringene er vurdert til anskaffelseskost for aksjene med mindre nedskrivning har vært nødvendig. Det er foretatt nedskrivning til virkelig verdi når verdifall skyldes årsaker som ikke kan antas å være forbigående og det må anses nødvendig etter god regnskapsskikk. Nedskrivninger er reversert når grunnlaget for nedskrivning ikke lenger er til stede.

Mottatt utbytte inntektsføres som det er avsatt i avgivende selskap, dersom det er overveiende sannsynlig at utbytte blir vedtatt og er opptjent i eierperioden.

##### *Valuta*

Transaksjoner i utenlandsk valuta omregnes til kursen på transaksjonstidspunktet. Pengeposter i utenlandsk valuta er vurdert etter balansedagens kurs. Valutakursendringer resultatføres løpende i regnskapsperioden.

##### *Salgsinntekter*

Inntekter fra salg av varer resultatføres når levering har funnet sted og risiko er overført. Tjenester inntektsføres i takt med utførelsen.

##### *Skatt*

Skattekostnaden i resultatregnskapet består av betalbar skatt og endring i utsatt skatt. Utsatt skatt er beregnet med 22 % i år 2023 (22 % i år 2022) på grunnlag av de midlertidige forskjeller som eksisterer mellom regnskapsmessige og skattemessige verdier, samt skattemessig underskudd til fremføring ved utgangen av regnskapsåret. Skatteøkende og skattereduserende midlertidige forskjeller som reverserer eller kan reversere i samme periode er utlignet og nettoført. Netto utsatt skattefordel balanseføres i den grad det er sannsynlig at denne kan bli nyttiggjort.

Betalbar skatt og utsatt skatt er regnskapsført direkte mot egenkapitalen i den grad skattepostene relaterer seg til egenkapitaltransaksjoner.

##### *Klassifisering og vurdering av balanseposter*

Omløpsmidler og kortsiktig gjeld omfatter poster som forfaller til betaling innen ett år etter anskaffelsestidspunktet, samt poster som knytter seg til varekretsløpet. Øvrige poster er klassifisert som anleggsmiddel/langsiktig gjeld.

Omløpsmidler vurderes til laveste av anskaffelseskost og virkelig verdi. Kortsiktig gjeld balanseføres til nominelt beløp på etableringstidspunktet.



## HEIDELBERG MATERIALS BETONG NORGE AS

---

### Noter til regnskapet for 2023

Alle tall i NOK

Anleggsmidler vurderes til anskaffelseskost, men nedskrives til virkelig verdi ved verdifall som ikke forventes å være forbigående. Anleggsmidler med begrenset økonomisk levetid avskrives planmessig. Langsiktig gjeld balanseføres til nominelt beløp på etableringstidspunktet.

#### *Varige driftsmidler*

Varige driftsmidler balanseføres og avskrives over driftsmidlets forventede levetid. Direkte vedlikehold av driftsmidler kostnadsføres løpende under driftskostnader, mens påkostninger eller forbedringer tillegges driftsmidlets kostpris og avskrives i takt med driftsmidlet. Dersom gjenvinnbart beløp av driftsmiddelet er lavere enn balanseført verdi foretas nedskrivning til gjenvinnbart beløp. Driftsmidler som ikke er ferdig installert og satt i drift ved årsskiftet betegnes som anlegg under utførelse og blir ikke avskrevet før de tas i bruk.

#### *Goodwill*

Goodwill oppstått ved kjøp av virksomheter er bokført til kostpris redusert med lineære avskrivninger beregnet på bakgrunn av forventet levetid.

#### *Varebeholdninger*

Varelager regnskapsføres til det laveste av anskaffelseskost og virkelig verdi. Anskaffelseskost tilordnes ved bruk av FIFO metoden og inkluderer utgifter påløpt ved anskaffelse av varene og kostnader for å bringe varene til nåværende tilstand og plassering.

#### *Fordringer*

Kundefordringer og andre fordringer er oppført i balansen til pålydende etter fradrag for avsetning til forventet tap. Avsetning til tap gjøres på grunnlag av individuelle vurderinger av de enkelte fordringene. I tillegg gjøres det for øvrige kundefordringer en uspesifisert avsetning for å dekke antatt tap på krav.

#### *Leasing*

Kostnader knyttet til operasjonell leasing kostnadsføres i tilhørende periode, mens finansielle leieavtaler balanseføres.

#### *Pensjoner*

Heidelberg Materials Betong Norge AS har kollektiv pensjonsordning (sikrede pensjoner) for sine ansatte som gir en bestemt fremtidig pensjonsytelse (ytelsesplan). Pensjonsytelsene er basert på antall opptjeningsår og lønnsnivået ved pensjonsalder. De ansatte i Heidelberg Materials Betong Norge AS har også rett til avtalefestet pensjon fra fylte 62 år.

Pensjonsforpliktelsene er vurdert til nåverdien av fremtidige pensjonsytelser som er opptjent på balansedagen og er beregnet av uavhengig aktuar hensyntatt selskapets forutsetninger om diskonteringsrente, fremtidig lønnsvekst og pensjonsregulering. Diskonteringsrenten fastsettes med utgangspunkt i rente på langsiktige norske foretaksobligasjoner. Pensjonsmidlene er vurdert til virkelig verdi, og fratrukket i netto pensjonsforpliktelser i balansen.

Netto pensjonskostnad består av årets beregnede pensjonsopptjening, beregnet rentekostnad av pensjonsforpliktelsene fratrukket beregnet renteinntekt av pensjonsmidlene, samt arbeidsgiveravgift av usikrede eller underfinansierte ordninger. Netto pensjonskostnad inngår i lønnskostnadene.

Estimatavvik føres løpende mot egenkapitalen.



## HEIDELBERG MATERIALS BETONG NORGE AS

### Noter til regnskapet for 2023

Alle tall i NOK

#### Konsernkonto

Bankkontiene til Heidelberg Materials Betong Norge AS inngår i konsernets kontosystem, hvor Heidelberg Materials AG er kontoinnehaver. Saldo er presentert som kortsiktig fordring på konsern, og ikke som bankinnskudd.

#### Kontantstrømoppstilling

Kontantstrømoppstillingen er utarbeidet etter den indirekte metode. Det innebærer at en i analysen tar utgangspunkt i selskapets årsresultat for å kunne presentere kontantstrømmer tilført fra henholdsvis ordinær drift, investeringsaktiviteter og finansieringsaktiviteter. Kontanter og kontantekvivalenter omfatter kontanter, bankinnskudd og andre kortsiktige, likvide plasseringer.

Valutagevinst og - tap presenteres som finansposter.

#### Note 2 - Salgsinntekter

	2023	2022
<i>Geografisk fordeling</i>		
Norge	963 479 362	1 120 231 978

Salgsinntektene består av salg av ferdigbetong i Norge i sin helhet.

#### Note 3 - Lønnskostnader, antall ansatte, godtgjørelse, lån til ansatte og godtgjørelse til revisor

<i>Lønnskostnader</i>	2023	2022
Lønninger	68 734 894	68 890 721
Arbeidsgiveravgift	10 929 123	10 129 257
Pensjonskostnader	6 488 980	5 440 662
Andre ytelser	3 448 851	4 339 781
Sum	<u>89 601 848</u>	<u>88 800 421</u>

Selskapet har i regnskapsåret sysselsatt totalt 73,6 årsverk.

#### Ytelser til ledende personer

	Daglig leder
Lønn	1 666 823
Pensjonsutgifter	6 202
Bonuser	853 879
Annen godtgjørelse	131 150

Administrerende direktør deltar i selskapets pensjonsordning og i bonusordningen for ledere i HeidelbergCement Northern Europe. Størrelsen på bonus avhenger av selskapets inntjening og oppnåelse av individuelle mål.

Ledende ansatte har ikke hatt opsjonsavtale eller annen aksjebasert avlønning i 2023.



## HEIDELBERG MATERIALS BETONG NORGE AS

### Noter til regnskapet for 2023

Alle tall i NOK

	2023	2022
Godtgjørelse til revisor	302 224	251 974
Andre tjenester	100 702	94 556
Sum	<u>402 926</u>	<u>346 530</u>

Revisjons honorar er eksklusiv MVA.

### Note 4 - Varige driftsmidler

	Goodwill	Tomter, bygninger og annen eiendom	Maskiner og anlegg	Anlegg under utførelse lignende	Driftsløpsøre, inventar, verktøy mm.	Sum
Anskaffelseskost 01.01	48 079 156	122 028 135	277 668 383	192 981 868	23 462 876	664 220 418
Tilgang kjøpte driftsmidler	0	11 739 205	10 194 014	46 669 226	0	68 602 445
Avgang	0	-17 010 339	-92 952 468	0	-16 048 279	-126 011 086
Ompostering anlegg u/utførelse	0	82 338 709	94 285 024	-176 623 733	0	0
Anskaffelseskost 31.12	48 079 156	199 095 710	289 194 953	63 027 361	7 414 597	606 811 777
Akk.avskrivning 31.12	-48 079 156	-39 390 937	-125 170 832	0	-5 667 323	-218 308 248
Akk.nedskr. 31.12.	0	-497 844	-5 362 190	0	0	-5 860 034
Balansført pr. 31.12	0	159 206 929	158 661 931	63 027 361	1 747 274	382 643 495
Årets avskrivninger	0	4 291 228	9 741 539	0	156 068	14 188 835
Økonomisk levetid	5-10 år	10-33 år	10-15 år	Avskrives ikke	5 år	
Avskrivningsplan	Lineær	Lineær	Lineær		Lineær	

### Note 5 - Spesifikasjon andre driftskostnader

	2023	2022
Frakt og distribusjonskostnader	169 331 993	193 978 292
Reparasjon og vedlikehold, fremmede tjenester, honorarer	18 690 503	30 715 401
Leiekostnader	19 463 382	21 211 109
Energikostnader	13 256 664	15 595 901
Andre driftskostnader	65 032 174	58 777 202
Sum	<u>285 774 716</u>	<u>320 277 905</u>



## HEIDELBERG MATERIALS BETONG NORGE AS

### Noter til regnskapet for 2023

Alle tall i NOK

#### Note 6 - Leieavtaler

Selskapet har operasjonelle leasingavtaler på deler av maskinparken. Leasingavtalene har en varighet på 1-5 år.

	2023	2022
<i>Leasing</i>		
Operasjonell leasing	8 055 273	8 949 946

#### Note 7 - Finans

<i>Finansinntekter</i>	2023	2022
Utbytte	50 074 590	6 379 111
Renteinntekt fra foretak i samme konsern	17 879 619	7 377 652
Annen renteinntekt	1 621 765	1 976 501
Agio	176 448	320 285
	<u>69 752 422</u>	<u>16 053 549</u>

<i>Finanskostnader</i>		
Annen rentekostnad	214 524	160 003
Disagio	850 845	726 170
Annen finanskostnad	25 427	-246 000
	<u>1 090 796</u>	<u>640 173</u>
	<u><b>68 661 626</b></u>	<u><b>15 413 376</b></u>

#### Note 8 - Skatt

<i>Årets skattekostnad fordeler seg på:</i>	2023	2022
Betalbar skatt (22% av grunnlag for betalbar skatt i resultatregnskapet)	7 081 024	13 303 253
For mye, for lite avsatt i fjor		184 000
Skatt estimatavvik direkte balanseført	-1 556 720	2 310 220
Endring i utsatt skatt/skattefordel	3 708 188	-6 988 777
Årets totale skattekostnad	<u>9 232 492</u>	<u>8 808 696</u>



## HEIDELBERG MATERIALS BETONG NORGE AS

### Noter til regnskapet for 2023

Alle tall i NOK

<i>Beregning av årets skattegrunnlag:</i>	<b>2023</b>	<b>2022</b>
Resultat før skattekostnad	90 296 917	44 987 208
Permanente forskjeller	-41 255 038	-16 285 044
Endring i forskjeller som inngår i grunnlag for utsatt skatt/skattefordel	-16 855 401	31 767 167
Alminnelig inntekt	32 186 478	60 469 331
Avgitt konsernbidrag	-29 600 000	-38 000 000
Årets skattegrunnlag	2 586 478	22 469 331
Betalbar skatt (22%) av årets skattegrunnlag	569 025	4 943 253

<i>Oversikt over midlertidige forskjeller</i>	<b>2023</b>	<b>2022</b>
Driftsmidler inkl goodwill	18 603 407	3 538 766
Fordringer	-1 848 822	-1 734 076
Gevinst- og tapskonto	32 846 897	41 942 898
Pensjoner	17 355 000	6 353 490
Netto midlertidige forskjeller	66 956 482	50 101 078

Utsatt skatt/skattefordel i regnskapet (22 %) 14 730 426 11 022 237

<i>Hvordan betalbar skatt fremkommer i balansen</i>	<b>2023</b>	<b>2022</b>
Betalbar skatt i skattekostnaden	7 081 025	13 303 253
Skattevirkning i konsernbidrag, stiftelses-/emisjonskostnader	-6 512 000	-8 360 000
Betalbar skatt i balansen	569 025	4 943 253

*Forklaring til hvorfor årets skattekostnad ikke utgjør 22% av resultat før skatt*

	<b>2023</b>
22% skatt av resultat før skatt	19 865 322
Permanente forskjeller (22%)	-9 076 108
22% estimatavvik pensjoner	-1 556 720
	0
Beregnet skattekostnad	9 232 494

Effektiv skattesats \*) 10,2 %

\*) Skattekostnad i forhold til resultat før skatt



## HEIDELBERG MATERIALS BETONG NORGE AS

### Noter til regnskapet for 2023

Alle tall i NOK

#### Note 9 - Datterselskap, tilknyttet selskap m v

Datterselskap	Kontor	Eier- andel	Resultat 2023	Egenkapital pr. 31.12	Balansført
					verdi pr. 31.12
Heidelberg Materials Tilslag Norge AS	Sandnes	100 %	4 682 562	48 918 669	110 656 901
Betong Sør AS	Kristiansand	100 %	6 707 952	42 373 122	22 655 050
Sola Betong AS *	Tananger	67 %	1 230 618	9 345 334	28 000 000
Sum			12 621 132	100 637 125	161 311 951

\*Dette er hentet fra 2022 regnskapet siden foreløpige tall ikke er klar per avleggelse av regnskap.

Tilknyttet Selskap	Kontor	Eier- andel	Resultat 2023	Egenkapital pr. 31.12	Balansført
					verdi pr. 31.12
Betong Øst AS*	Kongsvinger	50 %	54 337 406	121 587 475	5 000 000
Betong Vest AS*	Blomsterdalen	40 %	4 159 790	35 264 987	27 000 000
ISPS Terminal Sjørsøy Nord AS	Oslo	0 %	0	0	20 000
Sylteosen Betong AS*	Elnesvågen	40 %	18 839 762	28 328 024	14 000 000
Betongpumping AS*		50 %	1 944 216	8 200 888	5 150 000
Sum			79 281 174	193 381 374	51 170 000

\*Dette er hentet fra 2022 regnskapet siden foreløpige tall ikke er klar per avleggelse av regnskap.

Investeringer i datterselskap og tilknyttede selskap vurderes etter kostmetoden i selskapsregnskapet.

Det er mottatt 40 000 TNOK i utbytte fra Betong Øst AS, 800 TNOK fra Betong Vest AS, 1 000 TNOK fra Sola Betong AS, 7 525 TNOK fra Sylteosen Betong AS, Betongpumping AS 750 TNOK. Utbytte er ført som finansinntekt.

Årsresultat og egenkapital i datterselskap oppgitt 100 %. For tilknyttede selskap er det benyttet midlertidige tall da årsresultatet ikke er klart.



## HEIDELBERG MATERIALS BETONG NORGE AS

### Noter til regnskapet for 2023

Alle tall i NOK

#### Note 10 - Pensjoner

Selskapet er pliktig til å ha tjenstepensjonsordning etter lov om obligatorisk tjenstepensjon. Selskapets pensjonsordninger tilfredsstiller kravene i denne lov.

Selskapet har pensjonsordninger som omfatter i alt 94 personer.

	2023	2022
Nåverdi av årets pensjonsopptjening, inkl. arbeidsgiveravgift	2 182 000	2 099 000
Rentekostnad av pensjonsforpliktelsen	1 942 000	1 117 000
Renteinntekt av pensjonsmidlene	-2 226 000	-1 477 000
Netto pensjonskostnad	<u>1 898 000</u>	<u>1 739 000</u>

	2023	2022
Opptjente pensjonsforpliktelser pr31.12	53 435 000	54 774 000
Beregnete pensjonsforpliktelser	<u>53 435 000</u>	<u>54 774 000</u>
Pensjonsmidler (til markedsverdi) pr31.12	70 790 000	61 126 000
Netto pensjonsforpliktelse (pensjonsmidler)	<u>-17 355 000</u>	<u>-6 352 000</u>

	Forplikt. 2023	Forplikt. 2022
<i>Økonomiske forutsetninger:</i>		
Diskonteringsrente	4,00%	3,60%
Forventet lønnsregulering	3,25%	3,25%
Forventet G-regulering	3,25%	3,25%
Forventet avkastning pensjonsmidler	1,00%	1,20%

Estimatavvik regnskapsføres løpende ved føring direkte mot egenkapitalen.

De aktuariemessige forutsetningene er basert på vanlige benyttede forutsetninger innen forsikring når det gjelder demografiske faktorer.

Som erstatning for den gamle AFP-ordningen som ble avvirket i 2010 er det etablert en ny AFP-ordning. Den nye AFP-ordningen er, i motsetning til den gamle, ikke en førtidspensjonsordning, men en ordning som gir et livslangt tillegg på den ordinære pensjonen. Den nye AFP-ordningen er en ytelsesbasert flerforetakspensjonsordning, og finansieres gjennom premier som fastsettes som en prosent av lønn. Foreløpig foreligger ingen pålitelig måling og allokering av forpliktelse og midler i ordningen. Regnskapsmessig blir ordningen behandlet som en innskuddsbasert pensjonsordning hvor premiebetalingen kostnadsføres løpende. Det er ikke fondsoppbygging i ordningen, og det forventes at premienivået vil øke de kommende årene.



## HEIDELBERG MATERIALS BETONG NORGE AS

### Noter til regnskapet for 2023

Alle tall i NOK

#### Note 11 - Lån til ansatte

Lån til selskapets ansatte utgjør pr. 31.12.2023 kr 3 145 087.

Lånene er rente- og avdragsfrie, og nedskrives over 5/20 år med like store deler årlig. Avskrivningsbeløp og rentefordel innberettes som lønn.

Det er ikke ytet lån eller stilt garantier til daglig leder, styreleder eller andre nærstående parter. Ingen lån eller garantier utgjør mer enn 5 % av selskapets aksjekapital.

#### Note 12 - Fordringer og gjeld

<i>Fordringer med forfall senere enn ett år</i>	2023	2022
Lån til ansatte	3 145 087	3 970 333
Annen langsiktig fordring	21 048 510	0
Sum	<u>24 193 597</u>	<u>3 970 333</u>

#### Note 13 - Varer

	2023	2022
Lager av råvarer m.m.	17 326 410	14 705 181
Sum	<u>17 326 410</u>	<u>14 705 181</u>

#### Note 14 - Mellomværende med selskap i samme konsern og tilknyttede selskap

Totalt varekøp fra konsern utgjør 351 684 TNOK.

Totalt salg til konsern utgjør 24 335 TNOK.

<i>Fordringer</i>	2023	2022
Kundefordringer	3 249 221	2 616 449
Andre fordringer	501 243 342	497 787 604
Sum	<u>504 492 563</u>	<u>500 404 053</u>

<i>Gjeld</i>	2023	2022
Leverandørgjeld	26 586 058	32 065 830
Annen kortsiktig gjeld	29 600 000	37 788 936
Sum	<u>56 186 058</u>	<u>69 854 766</u>



## HEIDELBERG MATERIALS BETONG NORGE AS

---

### Noter til regnskapet for 2023

Alle tall i NOK

#### Note 15 - Bankinnskudd

Som sikkerhet for ansattes skattetreksmidler har selskapets bankforbindelse avgitt en bankgaranti på 6,5 MNOK. Skyldig skattetrekk pr 31.12.2023 utgjorde 3 054 TNOK .

Konsernets likviditet er organisert i en konsernkontoordning. Dette innebærer at datterselskapenes kontantbeholdning formelt sett er fordringer på morselskapet. Heidelberg Materials Betong Norge AS bankinnskudd i konsernkontoordningen er klassifisert som konsernfordringer.

#### Note 16 - Aksjekapital og aksjonærinformasjon

Aksjekapitalen består av:

	Antall	Pålydende	Balanseført
Ordinære aksjer	1 950 000	64	124 800 000

Det er kun en aksjeklasse.

Oversikt over aksjonærene i selskapet pr. 31.12:

	Ordinære aksjer	Eierandel	Stemmeandel
Heidelberg Materials Norway AS	1 950 000	100 %	100 %

#### Note 17 - Egenkapital

	Aksjekapital	Annen egenkapital	Sum
Egenkapital 01.01.23	124 800 000	900 730 683	1 025 530 683
Årets resultat	0	81 064 425	81 064 425
Avgitt konsernbidrag	0	-23 088 000	-23 088 000
Estimatavvik pensjoner	0	5 519 280	5 519 280
<b>Egenkapital 31.12.23</b>	<b>124 800 000</b>	<b>964 226 388</b>	<b>1 089 026 388</b>

Estimatavvik ved beregning av pensjoner føres direkte mot egenkapitalen. Egenkapitaleffekten av estimatavvik og avgitt konsernbidrag er etter skatt.



## HEIDELBERG MATERIALS BETONG NORGE AS

### Kontantstrømoppstilling

Alle tall i NOK

	Note	2023	2022
<b>Kontantstrømmer fra operasjonelle aktiviteter</b>			
Resultat før skattekostnad		90 296 917	44 987 209
Periodens betalte skatt	8	-4 943 252	-2 263 189
Tap/gevinst ved salg av anleggsmidler, utrangering		3 785 983	0
Ordinære avskrivninger	4	14 188 835	13 261 584
Nedskrivning anleggsmidler		0	10 372 085
Endring i varelager, debitorer og kreditorer		5 800 931	-23 625 699
Forskjeller i pensjonsmidler/-forpliktelser		-3 925 510	-1 009 367
Endring i andre tidsavgrensingsposter		4 355 428	9 008 123
Netto kontantstrøm fra operasjonelle aktiviteter		<u>109 559 332</u>	<u>50 730 746</u>
<b>Kontantstrømmer fra investeringsaktiviteter</b>			
Netto innbetalinger ved salg og utbetalinger ved kjøp	4	-68 602 445	-88 118 265
Endring konsernkontoordning		-3 060 464	68 387 519
Netto kontantstrøm fra investeringsaktiviteter		<u>-71 662 909</u>	<u>-19 730 746</u>
<b>Kontantstrømmer fra finansieringsaktiviteter</b>			
utbetalinger av utbytte/konsernbidrag		-38 000 000	-31 000 000
Netto kontantstrøm fra finansieringsaktiviteter		<u>-38 000 000</u>	<u>-31 000 000</u>
Netto endring i likvider i året		-103 577	0
Kontanter og bankinnskudd per 01.01		103 577	103 577
Kontanter og bankinnskudd per. 31.12		<u>0</u>	<u>103 577</u>



**HEIDELBERG MATERIALS BETONG NORGE AS**

---

## Årsberetning 2023

**HEIDELBERG MATERIALS BETONG NORGE AS**

Adresse: Lilleakerveien 2A, 0283 OSLO

Org.nr: 934468740 MVA

### Virksomhet

Heidelberg Materials Betong Norge AS er Norges ledende produsent av ferdigbetong. Selskapet driver produksjon og salg av ferdigbetong fra faste anlegg i Sør-Norge, og fra mobile anlegg med fleksibel anvendelse. Heidelberg Materials Betong Norge AS skal være ledende i Norge innenfor sine virksomhetsområder.

Heidelberg Materials Betong Norge AS er eiet av det tyske selskapet Heidelberg Materials AG, som er en av verdens ledende produsenter av sement og en betydelig aktør innenfor tyngre byggevarer.

Årsregnskapet er i samsvar med regnskapsloven § 3-3a og § 4-5 avlagt under forutsetning om fortsatt drift, styret bekrefter at denne forutsetningen er til stede. Det har ikke funnet sted hendelser som er av vesentlig betydning for årsregnskapet etter avslutningen av regnskapsåret.

### Marked/Økonomi

Heidelberg Materials Betong Norge AS hadde i 2023 en omsetning på kr 968 mill. mot kr 1 124 mill. i 2022. Dette er en nedgang fra fjoråret på -13,8%. Driftsresultatet på kr 21,6 mill. viser også en nedgang fra fjoråret på kr -7,9 mill. Nedgang i omsetning og driftsresultat er drevet av lavere volum. Ordinært resultat før skatt gikk opp i 2023 og endte på kr 90,3 mill. mot et resultat før skatt på kr 44,9 mill. i 2022. Økningen skyldes økt utbytte fra datterselskaper og økt renteinntekt.

Markedsutsiktene for 2024 er usikre. Høyt kostnads- og rentenivå demper aktiviteten, spesielt for bolig og næringsbygg. Infrastruktur antas og holde samme aktivitetsnivå som i fjor. Ledelsen har vurdert eventuell påvirkning fra invasjonen av Ukraina på selskapet. I denne vurderingen har ledelsen tatt følgende områder med i betraktning: økonomiske sanksjoner, finansiell rapportering, cybersikkerhet og spørsmålet om fortsatt drift. Konklusjonen fra denne vurderingen er at det ikke har hatt direkte innvirkning på driften i selskapet. Indirekte er selskapet påvirket av økt inflasjon og valutafluktuasjoner.

Det gjøres løpende vurderinger og tapsføringer av kundefordringene. Ved årsslutt er det gjort nødvendig avsetning for kunder vurdert som usikre.

Det er som følge av eierstruktur liten risiko knyttet til selskapets finansielle posisjon. Likviditetssituasjonen i selskapet er tilfredsstillende, og selskapets kredittrisiko er lav. Styret mener at årsregnskapet gir et riktig bilde av Heidelberg Materials Betong Norge AS sine eiendeler, gjeld og finansielle stilling inkludert resultat, og bekrefter at forutsetning om fortsatt drift er til stede.



## HEIDELBERG MATERIALS BETONG NORGE AS

---

### Cyberangrep mai 2023

I mai 2023 ble Heidelberg Materials gjenstand for et Ransomware-angrep, som påvirket selskapet globalt. HMs IT-sikkerhetsrespons var umiddelbar og effektiv. Systemer ble stengt og manuelle rutiner ble aktivert i alle virksomheter og støttefunksjoner. Heidelberg Materials engasjerte eksterne IT-kriminaltekniske eksperter og fulgte deres anbefalinger. Som en del av responsen på sikkerhetshendelsen, ble det iverksatt flere tiltak for å styrke IT-sikkerhet. Disse tiltakene inkluderte konstruksjonen av en helt ny Active Directory for å forbedre nettverksadministrasjonen, implementering av nye løsninger for EDR, anti-phishing og virusdeteksjon for å styrke forsvarsstrategien mot cyberangrep. Utvinningsfasen startet i juni og fortsatte gjennom sommeren for de fleste selskaper. HMs nettverk og IT-infrastruktur er i dag betydelig sikrere, og arbeidet fortsetter med å lære opp sluttbrukere i IT-Security beste praksis. Ledelsen har vurdert konsekvensene av cyberangrepet og konkludert med at selskapets finansielle stilling ikke har blitt vesentlig påvirket.

### Organisasjon, miljø og personale

Pr. 31. desember 2023 var det 73,63 årsverk knyttet til virksomheten i Heidelberg Materials Betong Norge AS, mot 71,17 ved utgangen av 2022. Sykefraværet i selskapet var på til sammen 899 dager i 2023, dette utgjør 5,38 % av total arbeidstid i selskapet. Det ble i 2023 registrert 1 skade og totalt 33 skadefraværsdager.

Arbeidsmiljøet i bedriften må anses som godt og det arbeides kontinuerlig med å opprettholde dette. Heidelberg Materials Betong Norge AS har en overvekt av menn blant sine ansatte med en andel på 90,8%, noe som i hovedsak kan forklares med bransjemessige tradisjoner og stor stabilitet blant de ansatte. Heidelberg Materials Betong Norge AS praktiserer full likestilling mellom kvinner og menn.

Heidelberg Materials Betong Norge AS arbeider for å fremme Diskrimineringslovens formål innenfor virksomheten. Aktivitetene omfatter blant annet rekruttering, lønns- og arbeidsvilkår, utviklingsmuligheter og beskyttelse mot trakassering. Dette inkluderer også en ambisjon om å være en arbeidsplass hvor det ikke forekommer diskriminering på grunn av nedsatt funksjonsevne. Oppfølging av formålet i diskriminerings- og tilgjengelighetsloven skjer som en del av det løpende HR arbeidet gjennom AMU i virksomheten.

Arbeidet med helse, miljø og sikkerhet vil fortsatt bli høyt prioritert i Heidelberg Materials Betong Norge AS.

Et selskap i HeidelbergMaterials Group, Heidelberg Materials AG, har tegnet forsikring hos XL Insurance Company SE for Heidelberg Materials Betong Norge AS styremedlemmer og daglig leder for deres mulige ansvar overfor foretaket og tredjepersoner. Forsikringsdekningen dekker ansvar opp til 15 000 000 EUR for hvert enkelt erstatningskrav og opp til 15 000 000 EUR aggregert for hvert år. Forsikringsdekningen er underlagt vilkår i forsikringsavtalen med forsikringselskapet.

Arbeidsgiver plikter å arbeide aktivt, målrettet og planmessig for å fremme likestilling, hindre diskriminering og søke å hindre trakassering, seksuell trakassering og kjønnsbasert vold. For å ivareta dette skal arbeidsgiver blant annet undersøke og analysere risikoer for diskriminering og iverksette hensiktsmessige tiltak. Arbeidsgiver skal videre redegjøre for den faktiske tilstanden når det gjelder kjønnslikestilling i virksomheten samt hva som gjøres for å oppfylle aktivitetsplikten. Jfr. Likestillings- og diskrimineringsloven §§ 26, 26a og 26b.

Heidelberg Materials Betong Norge AS likestillingsredegjørelse følger som vedlegg til årsrapporten.

Informasjon etter likestillings- og diskrimineringsloven art §26A er inkludert i følgende link  
<https://app.equalitycheck.com/nb/public/arp/2023/315af6fe-8df2-4306-9831-42de65af8bb2>

---



## HEIDELBERG MATERIALS BETONG NORGE AS

---

### Ytre miljø

Virksomheten i selskapet er ikke i særlig grad forbundet med risiko for forurensing av det ytre miljø. Det er iverksatt og det arbeides kontinuerlig med tiltak for å sikre mot forurensing av miljøet. Betongtransporten utføres med bruk av moderne lastebiler med lavutslippsmotorer. Selskapet disponerer også noen helelektriske og semi-elektriske betongbiler.

Fra januar 2023 er det kommet ny forskrift for utslipp av vann fra produksjon av ferdigbetong. Denne forskriften har en overgangsperiode på 3 år og må være implementert på samtlige fabrikker senest ved utgangen av 2025. Selskapet arbeider med å kartlegge valg av tekniske løsninger samt etstimert investeringsbehov for dette.

Heidelberg Materials Betong Norge AS er miljøsertifisert ihht. NS-ISO14001 og har i gjennom dette jobbet kontinuerlig med miljøtiltak ihht. miljøplanen som er laget. Selskapet er også sertifisert i Arbeidsmiljø NS-ISO 45001.

### Åpenhetsloven, redegjørelse om aktsomhetsvurderinger

Redegjørelsen for våre aktsomhetsvurderinger vil bli publisert på link

<https://www.betong.heidelbergmaterials.no/sites/default/files/2023-06/Human%20rights%20statement%202023%20HM%20Betong%20Norge.pdf> før 30. Juni 2024. Vi viser til tidligere utstedt redegjørelse juni 2023, tilgjengelig på vår hjemmeside.

### Egenkapital

Egenkapitalen var ved utgangen av året kr 1089,0 mill., sammenlignet med kr 1 025,5 mill. året før. Selskapets egenkapitalandel er innenfor det intervallet som selskapets ledelse anser som akseptabelt.

Oslo, 6. mai 2024

Styret for HEIDELBERG MATERIALS BETONG NORGE AS

---

**Per Berglund**  
Styremedlem

---

**Thor Harry Bjerje**  
Styremedlem

---

**Jan-Gábor Turi**  
Styremedlem

---

**Giv Kouzekanani Brantenberg**  
Styreleder

---

**Thea Stene**  
Styremedlem

---

**Otto Poulsen**  
Daglig leder/adm. dir