



ÅRSREGNSKAPET FOR REGNSKAPSÅRET 2021 - GENERELL INFORMASJON

Enheten

Organisasjonsnummer: 995 513 986
Organisasjonsform: Aksjeselskap
Foretaksnavn: HANSA TANKERS AS
Forretningsadresse: Kalfarveien 57A
5022 BERGEN

Regnskapsår

Årsregnskapets periode: 01.01.2021 - 31.12.2021

Konsern

Morselskap i konsern: Nei

Regnskapsregler

Regler for små foretak benyttet: Nei
Benyttet ved utarbeidelsen av årsregnskapet til selskapet: Regnskapslovens alminnelige regler

Årsregnskapet fastsatt av kompetent organ

Bekreftet av representant for selskapet: Frank-Petter Kval
Dato for fastsettelse av årsregnskapet: 31.03.2022

Grunnlag for avgivelse

År 2021: Årsregnskapet er elektronisk innlevert
År 2020: Tall er hentet fra elektronisk innlevert årsregnskap fra 2021

Det er ikke krav til at årsregnskapet m.v. som sendes til Regnskapsregisteret er undertegnet. Kontrollen på at dette er utført ligger hos revisor/enhetens øverste organ. Sikkerheten ivaretas ved at innsender har rolle/rettighet for innsending av årsregnskapet via Altinn, og ved at det bekreftes at årsregnskapet er fastsatt av kompetent organ.

Brønnøysundregistrene, 23.08.2023



Resultatregnskap

Beløp i: USD	Note	2021	2020
RESULTATREGNSKAP			
Inntekter			
Salgsinntekt	2	405 503 241	377 961 376
Sum inntekter		209 585 524	212 601 631
Kostnader			
Endring i beholdning av egentilvirkede anleggsmidler	4, 6	195 917 718	165 359 745
Varekostnad	5	209 585 524	212 601 631
Sum kostnader		209 585 524	212 601 631
Driftsresultat			
Netto finans			
Ordinært resultat før skattekostnad		0	0
Ordinært resultat etter skattekostnad		0	0
Årsresultat		0	0



Balanse

Beløp i: USD	Note	2021	2020
BALANSE - EIENDELER			
Anleggsmidler			
Immaterielle eiendeler			
Sum anleggsmidler		0	0
Omløpsmidler			
Varer			
Sum varer		15 868 720	10 064 365
Fordringer			
Kundefordringer	8, 10	38 328 519	21 277 138
Andre fordringer		1 314 517	1 208 549
Sum fordringer		39 643 036	22 485 687
Bankinnskudd, kontanter og lignende			
Sum bankinnskudd, kontanter og lignende	11	12 747 312	13 277 407
Sum omløpsmidler		68 259 068	45 827 459
SUM EIENDELER		68 259 068	45 827 459
BALANSE - EGENKAPITAL OG GJELD			
Egenkapital			
Innskutt egenkapital			
Aksjekapital	12, 13	18 834	18 834
Sum innskutt egenkapital		18 834	18 834
Opptjent egenkapital			
Annen egenkapital	13	-16 998	-16 998
Sum opptjent egenkapital		-16 998	-16 998
Sum egenkapital		1 836	1 836



Balanse

Beløp i: USD	Note	2021	2020
Sum langsiktig gjeld		0	0
Kortsiktig gjeld			
Leverandørgjeld		38 787 114	21 649 601
Annen kortsiktig gjeld	9, 10	29 470 118	24 176 022
Sum kortsiktig gjeld		68 257 232	45 825 623
Sum gjeld		68 257 232	45 825 623
SUM EGENKAPITAL OG GJELD		68 259 068	45 827 459
POSTER UTENOM BALANSEN			
Garantistillelser		286 901	286 901
Pantstillelser		308 855	308 134



Brønnøysundregistrene

ÅRSREGNSKAP FOR REGNSKAPSÅRET 2021 - GENERELL INFORMASJON

Journalnummer: 2022 892859

Enheten

Organisasjonsnummer: 995 513 986
Organisasjonsform: Aksjeselskap
Foretaksnavn: HANSA TANKERS AS
Forretningsadresse: Kalfarveien 57A
5022 BERGEN

Regnskapsår

Årsregnskapets periode: 01.01.2021 - 31.12.2021

Konsern

Morselskap i konsern: Nei

Regnskapsregler

Regler for små foretak benyttet: Nei
Benyttet ved utarbeidelsen av
årsregnskapet til selskapet: Regnskapslovens alminnelige regler

Årsregnskapet fastsatt av kompetent organ

Bekreftet av representant for selskapet: Frank-Petter Kval
Dato for fastsettelse av årsregnskapet: 31.03.2022

Grunnlag for avgivelse

År 2021: Årsregnskap er elektronisk innlevert.
År 2020: Tall er hentet fra elektronisk innlevert årsregnskap fra 2021.

Det er ikke krav til at årsregnskapet m.v. som sendes til Regnskapsregisteret er undertegnet. Kontrollen på at dette er utført ligger hos revisor/enhetens øverste organ. Sikkerheten ivaretas ved at innsender har rolle/rettighet for innsending av årsregnskapet via Altinn, og ved at det bekreftes at årsregnskapet er fastsatt av kompetent organ.

Brønnøysundregistrene, 20.08.2022



Organisasjonsnr: 995 513 986
HANSA TANKERS AS

RESULTATREGNSKAP

Beløp i: USD	Note	2021	2020
RESULTATREGNSKAP			
Inntekter			
Salgsinntekt	2	405 503 241	377 961 376
Sum inntekter		209 585 524	212 601 631
Kostnader			
Endring i beholdning av egentilvirkede			
anleggsmidler	4, 6	195 917 718	165 359 745
Varekostnad	5	209 585 524	212 601 631
Sum kostnader		209 585 524	212 601 631
Driftsresultat			
Netto finans			
Ordinært resultat før skattekostnad		0	0
Ordinært resultat etter skattekostnad		0	0
Årsresultat		0	0



Organisasjonsnr: 995 513 986
HANSA TANKERS AS

BALANSE

Beløp i: USD	Note	2021	2020
BALANSE - EIENDELER			
Anleggsmidler			
Immaterielle eiendeler			
Sum anleggsmidler		0	0
Omløpsmidler			
Varer			
Sum varer		15 868 720	10 064 365
Fordringer			
Kundefordringer	8, 10	38 328 519	21 277 138
Andre fordringer		1 314 517	1 208 549
Sum fordringer		39 643 036	22 485 687
Bankinnskudd, kontanter og lignende			
Sum bankinnskudd, kontanter og lignende	11	12 747 312	13 277 407
Sum omløpsmidler		68 259 068	45 827 459
SUM EIENDELER		68 259 068	45 827 459
BALANSE - EGENKAPITAL OG GJELD			
Egenkapital			
Innskutt egenkapital			
Aksjekapital	12, 13	18 834	18 834
Sum innskutt egenkapital		18 834	18 834
Opptjent egenkapital			
Annen egenkapital	13	-16 998	-16 998
Sum opptjent egenkapital		-16 998	-16 998
Sum egenkapital		1 836	1 836
Sum langsiktig gjeld		0	0
Kortsiktig gjeld			
Leverandørgjeld		38 787 114	21 649 601
Annen kortsiktig gjeld	9, 10	29 470 118	24 176 022
Sum kortsiktig gjeld		68 257 232	45 825 623
Sum gjeld		68 257 232	45 825 623
SUM EGENKAPITAL OG GJELD		68 259 068	45 827 459



POSTER UTENOM BALANSEN

Garantistillelser	286 901	286 901
Pantstillelser	308 855	308 134



Organisasjonsnr: 995 513 986
HANSA TANKERS AS

NOTEOPPLYSNINGER - SELSKAP - alle poster oppgitt i hele tall

Note
12

Antall aksjer og aksjeeiere

<u>Aksjeklasse</u>	<u>Ant. aksjer</u>	<u>Pålydende</u>	<u>Bokført verdi</u>
Ordinary shares	125000.00	0.15	18334.00
<u>Aksjeeiere - fritekst</u>	<u>Antall</u>	<u>Eierandel</u>	<u>Aksjeklasse</u>
Hansa Tankers Holding AS	125000.00	100.00%	Ordinary shares
<u>Sum</u>	<u>Sum antall</u>	<u>Sum eierandel</u>	
	125000.00	100.00%	

The company is included in the consolidated accounts of Hansa Tankers Holding AS, Kalfarveien 57A, 5018 Bergen. The annual accounts of Hansa Tankers Holding AS are available at this address.

Note
3

Lønn og ytelser

The company has no employees. The company is not required to have an occupational pension scheme in accordance with the Norwegian law on required occupational pension ("lov om obligatorisk tjenestepensjon"). The managing director's remuneration is included in the applicable management fee, and is not stated explicitly. The contribution of management fee in 2021 from the company to Hansa Tankers Management AS amounts to USD 11 480 255.

Note

Ytelser til revisjon

<u>Revisjon</u>	<u>Årets</u>	<u>Fjorårets</u>
	40600.00	38400.00
<u>Andre tjenester</u>	<u>Årets</u>	<u>Fjorårets</u>
	6900.00	6500.00
<u>Sum godtgjørelse til revisor</u>	<u>Årets</u>	<u>Fjorårets</u>
	47500.00	44900.00



Hansa Tankers AS

Cash flow statement

	Note	2021	2020
Cash flow from operating activities			
Changes in bunkers on board		-5 804 355	-410 543
Changes in trade receivables		-17 051 381	3 821 735
Changes in other short-term receivables		-105 968	95 785
Changes in accrued expenses		5 034 534	217 105
Changes in pool-hire owed to shipowners		18 073 201	-3 855 729
Changes in other current liabilities		259 562	1 334 708
Changes in trade payables		-935 688	-904 529
Net cash flow from operating activities		<u>-530 095</u>	<u>298 532</u>
Cash flow from investing activities			
Net cash flow from investing activities		<u>0</u>	<u>0</u>
Cash flow from financing activities			
Net cash flow from financing activities		<u>0</u>	<u>0</u>
Net change in cash and cash equivalents		-530 095	298 532
Cash and cash equivalents as of 01.01		<u>13 277 407</u>	<u>12 978 875</u>
Cash and cash equivalents as of 31.12		<u>12 747 312</u>	<u>13 277 407</u>



Hansa Tankers AS

Notes to the accounts for 2021

Note - 1 Accounting Principles

Revenue recognition

Market operations comprise spot, contracts of affreightment (CoA) and time charters (TC). The mandate for the pool limits the scope of open positions.

Net profit is calculated monthly and distributed across pool vessels that participated in the pool for the month in question. Profit is accrued for each month using the following principles:

*All voyage revenues and voyage expenses are recognized as a percentage of completion for all spot voyages and voyages servicing under CoA. Under this method, voyage revenue is recognized evenly over the period from the departure of a vessel from its original discharge port to departure from the next discharge port.

*For vessels that have completed unloading without obtaining an agreement as to the next voyage, no estimated revenues are accrued.

*All contracts of affreightment and vessel charters generate voyages, which are accrued as described above.

*Administrative, non—voyage-related revenues and expenses are recognized in the month in which they are incurred.

Demurrage/despatch is taken into account by the amount of the expected claim.

Monthly profit is distributed among those vessels that have been employed in the pool for that specific month. The monthly distribution of profit is a product of the vessel's net days in the specific month and the vessel's pool earnings points (VEP). VEP calculations are based on vessel performance; the main criteria being the vessel's speed, fuel consumption and maximum load intake. Profit for the year for the pool is distributed to pool participants in its entirety and defined as a pool expense so that the net profit for the year is zero.

Cost recognition

Expenses are recognized in the same period as the revenues to which they are related. Expenses that cannot be directly attributed to revenues are expensed as they are incurred. In recording projects in progress but not completed at the close of an accounting period, expenses are accrued according to the proportion incurred.

Provisions are made for unrealized losses if it is likely that such losses will occur.

Classification of assets and liabilities

Current assets and short-term liabilities include items due less than one year from the balance sheet date, as well as items due more than one year from the balance sheet that are related to the operating cycle.

Assets intended for permanent ownership or use and receivables with maturities exceeding one year from the balance sheet date are presented as fixed assets.

Liabilities with maturity less than one year from the balance sheet date are classified as current. All other debt, including the first year's repayments of long-term debt, is classified as long-term debt.

Current assets are valued at the lower of cost and net realisable value.

Bunker Inventory

Fuel bunkers on board vessels are recorded in the balance sheet at acquisition cost. Acquisition costs are



Hansa Tankers AS

Notes to the accounts for 2021

based on the FIFO (first in, first out) principle.

Trade and other receivables

Trade receivables and other current receivables are recorded in the balance sheet at nominal value less provisions for doubtful debts. Provisions for doubtful debts are calculated on the basis of individual assessments. In addition, for the remainder of accounts receivables outstanding balances, a general provision is carried out based on expected loss.

Income tax

The tax in the income statement covers the period's payable tax and change in deferred tax. Deferred tax/tax assets is calculated at the tax rate based on temporary differences between accounting and tax values and tax loss carried forward. Tax increasing and tax reducing temporary differences that may reverse during the same period are offset within the individual legal entity that is subject to taxation. Deferred tax assets are recognized to the extent that it is probable that taxable profits will be available against which the tax asset can be utilized.

Use of estimates

The preparation of the financial statements requires management to make estimates and assumptions that affect the reported amounts in the profit and loss statement, the measurement of assets and liabilities and the disclosure of contingent assets and liabilities on the balance sheet date. Actual results can differ from these estimates.

Contingent losses that are probable and quantifiable is expensed as occurred.



Hansa Tankers AS

Notes to the accounts for 2021

Note 2 - Operating revenues, vessels

	2021	2020
Pool revenues	379 091 508	348 990 955
Demurrage	22 901 388	26 376 171
Other operating income	3 510 345	2 594 250
Sum operating revenue	<u>405 503 241</u>	<u>377 961 376</u>

Note 3 - Wage costs, number of employees, remuneration and loans to employees and auditor's fee

Management remuneration

The company has no employees.

The company is not required to have an occupational pension scheme in accordance with the Norwegian law on required occupational pension ("lov om obligatorisk tjenestepensjon").

The managing director's remuneration is included in the applicable management fee, and is not stated explicitly. The contribution of management fee in 2021 from the company to Hansa Tankers Management AS amounts to USD 11 480 255.

Auditor fee has been divided as follows

	2021
Statutory audit fee	40 600
Assurance services	6 900

VAT is not included in the auditor fees.

Note 4 - Operating expenses vessels

	2021	2020
Voyage Expenses	71 593 467	63 921 207
Bunkers	99 437 691	77 969 872
Commission	24 886 560	23 468 666
Total	<u>195 917 718</u>	<u>165 359 745</u>

Note 5 - Net result

The net result distributed to the pool vessel owners, represents an amount of USD 209 585 524. There are a total of 48 vessels employed in the pool by 31.12.2021.



Hansa Tankers AS

Notes to the accounts for 2021

Note 6 - Agreements with related parties

Pool participation:

Midgard:

Midgard International Ltd and Midgard Shipping Ltd are affiliated companies of owner Hansa Tankers Holding AS (owned by 30 %). The Midgard companies had five vessels participating in the pool at the start of the year 2021. At the end of the year this has been reduced to one vessel. Net pool contribution to the Midgard companies for 2021 is \$11.7m (2020: \$24.6m)

Inventor Chemical Tankers

Inventor Chemical Tankers AS is controlled by AS Inventor Shipping - a significant shareholder of Hansa Tankers Holding AS. Inventor Chemical Tankers have had 7 vessels participating in the pool in 2021. Net pool contribution for 2021 to Inventor Chemical Tankers is \$33.6m (2020: \$36.9m)

Commercial management, operation and administrative services:

Hansa Tankers Management :

The company purchases commercial management, operation and administrative services from its sister company Hansa Tankers Management AS:

	2021	2020
Fees for commercial, operation and administrative services	11 512 003	11 862 034

Note 7 - Taxes

<i>Temporary differences outlined</i>	2021	2020
Loss carried forward	-12 675	-13 105
Total negative temporary differences	<u>-12 675</u>	<u>-13 105</u>
Differences that are not included in deferred tax assets	<u>-12 675</u>	<u>-13 105</u>
Total	0	0
Deferred income tax liability (22 % current year / 22% prior year)	<u>2 788</u>	<u>2 883</u>

Deferred tax loss carried forward in local/tax currency (NOK) is unchanged from prior year.



Hansa Tankers AS

Notes to the accounts for 2021

Note 8 - Accounts receivable

	2021	2020
Debtors	38 328 519	21 277 138

Accounts receivable comprise all items that fall due for payment within one year after the close of the accounting year.

The outstanding balances are unsecured, interest free and repayable within the standard credit period of 30 days.

The company evaluates whether there is any key objective evidence that the outstanding balance is impaired, and determines the amount of impairment loss as a result of the inability to make required payments. The company determines the estimate based on the ageing of the balance, the customer's credit-worthiness and other specific circumstances.

Note 9 - Intercompany balance group companies

<i>Receivables</i>	2021	2020
Other receivables	2 284 719	30 562
<i>Payables</i>	2021	2020
Other short term payables	2 881 010	345 228

Short-term intragroup receivables and payables are defined as items that fall due within one year after the close of the accounting year.

Note 10 - Accrual of voyage profit in pool operations

Included in accounts receivable and accrued expenses is accrued revenue and expenses for voyages not yet completed at year end;

	2021	2020
Estimated total result for voyages not-yet-completed as of 31.12	47 311 742	20 724 724
Total accrued net profit	<u>-20 917 102</u>	<u>-10 680 700</u>
Prorated result as of 31.12	<u>26 394 640</u>	<u>10 044 024</u>

As of 31.12.2021, 48 voyages are not yet completed. The total days for the voyages are 2 622 days, where 1 185 of the days are in 2021.



Hansa Tankers AS

Notes to the accounts for 2021

Note 11 - Bank deposit

	2021
Bank USD	11 958 392
Bank EUR	429 477
Bank NOK	359 444
Total	<u>12 747 313</u>

Note 12 - Share capital and shareholder information

Share capital:

	Number of shares	Face value	Book value
Ordinary shares	125 000	0,15	18 334

Shareholders per 31.12:

	Ordinary shares	Ownership share	Voting rights
Hansa Tankers Holding AS	125 000	100 %	100 %

The company is included in the consolidated accounts of Hansa Tankers Holding AS, Kalfarveien 57A, 5018 Bergen. The annual accounts of Hansa Tankers Holding AS are available at this address.

Note 13 - Equity

	Share capital	Other equity	Total
Owners equity 01.01.2021	18 834	-16 998	1 836
Owners equity 31.12.2021	<u>18 834</u>	<u>-16 998</u>	<u>1 836</u>

Note 14 - Mortgages and guarantees

Guarantee commitments

Payment guarantee

2021

286 902

The company has arranged for bank guarantees a vendor. The guarantees are not recorded in the balance sheet. One cash account is pledged as security for the guarantee.



Hansa Tankers AS

Notes to the accounts for 2021

Note 15 - Subsequent events

As a result of the invasion of Ukraine, two of the vessels participating in the pool are currently idle in the port of Nikolayev at the south coast of Ukraine. The vessels are currently waiting for permission to depart from the port. The macroeconomic consequences of the invasion have so far not affected the company. The company monitors the situation closely and works continuously to find risk-reducing measures if the situation continues.

Some risk mitigation measures have already been implemented per date of the financial statements, and further measures are being assessed continuously.



THE BOARD OF DIRECTORS' REPORT 2021

HANSA TANKERS AS

Hansa Tankers AS is a leading, integrated stainless steel chemical tanker operator with a strong market presence in the 19,900 dwt – 33,000 tdw segments.

Hansa Tankers AS operates in all major trading routes between the Asian, African, European and American continents. Hansa Tankers has its office in Bergen, Norway.

In 2021 the number of vessels in the pool has increased from 45 at the beginning of the year, to 48 vessels by year-end. The vessels are operated on behalf of several owners.

Key Figures

Total revenue for the Hansa Tankers AS came in at USD 405 503 241 (2020; USD 377 961 376). Net pool result distributed to owners, which is in accordance to the business platform, was USD 209 585 524 (USD 212 601 631) and therefore net result after taxes and distribution to owners was USD 0 (2020; USD 0).

Market

Time charter earnings has decreased during the year 2021 compared to 2020 implying an decrease in TCE earnings of 8 % compared to 2020.

The increased bunker cost last year was an important factor for decreased earnings for the year 2021.

There was somewhat increased activity towards end of the year 2021 with increased demand from chemicals in Asia and Europe, firmer level for the MR-market worldwide and increased volumes of palm oils.

Organization, Safety & Environment

Organization

The company has no employees but have entered into a management agreement with Hansa Tankers Management AS. Under the management agreement Hansa Tankers Management AS is doing commercial and administrative management on behalf of Hansa Tankers AS and the vessels participating in the pool.

External environment

The transport of chemicals by sea entails moderate risk of emissions or leakage into the sea. Loading, unloading and cleaning operations are conducted in closed systems, and strict quality and safety requirements reduce the risk of emissions to a minimum.

All transport at sea entails emissions to the air from the combustion of oil by the ships' main and auxiliary engines. Our policy in this area is to reduce such emissions as much as practically possible



always within rules and regulations. Hansa Tankers AS focuses primarily on reducing the consumption of cleaning chemicals, bunkers and lubricants.

Corporate Social Responsibility

Through sound commercial operations, Hansa Tankers AS shall take due consideration of the environment and society around us. We shall endeavour to display honesty and integrity in all matters concerning our business activity, and we shall endeavour to not tolerate abuse of power or corruption of any kind that might contribute to dishonest commercial operations and weaken the reputation of the industry and the company.

Financial Risk and Strategy

Hansa Tankers AS operates specialized chemical tankers on behalf of vessel owners. The company has an overall financial strategy that is designed to balance and, if necessary, hedge the credit and foreign currency.

Under the current operating framework, the Hansa Tankers AS' liquidity is deemed acceptable.

The purpose of the pool company is to distribute all net earnings to the pool participants. According to § 3.3 of the Norwegian Accounting Act we confirm that the financial statements have been prepared on the going concern assumption.

As a result of the invasion of Ukraine the company have two vessels at the port of Nikolayev at the south coast of Ukraine. The vessels are currently waiting for permission to depart from the port. The macroeconomic consequences of the invasion have so far not affected the company. The company monitors the situation closely and works continuously to find risk-reducing measures if the situation continues.

Some risk mitigation measures have already been implemented and further measures are being assessed continuously.


Responsibility statement

We confirm, to the best of our knowledge, that the financial statements for the period 1 January to 31 December 2021 have been prepared in accordance with current applicable accounting standards, and give a true and fair view of the assets, liabilities, financial position and profit or loss of the entity.

We also confirm that the Board of Directors' Report includes a true and fair review of the development and performance of the business and the position of the entity, together with a description of the principal risks and uncertainties facing Hansa Tankers AS.



Bergen, 31. March 2022




Øystein Elgan

Chairman of the Board




Stein Pettersen
Stein Pettersen [1. Apr. 2022 10:38 GMT+2]

Stein Pettersen



Øyvind Holte



Torfin Eide
CEO




Directors` report 2021 Hansa Tankers AS signed ex SP

Endelig revisjonsrapport

2022-04-01

Opprettet:	2022-04-01
Av:	Frank Petter Kval (frank.petter.kval@tailwind.as)
Status:	Signert
Transaksjons-ID:	CBJCHBCAABAA_t8ZGzpZ69j1DUgc7jOEKg9jKPGHkTpo

"Directors` report 2021 Hansa Tankers AS signed ex SP"-historikk

-  Dokument opprettet av Frank Petter Kval (frank.petter.kval@tailwind.as)
2022-04-01 - 08:00:23 GMT - IP-adresse: 82.134.78.110
-  Dokument sendt via e-post til Sten Pettersen (spe@wr.no) for signering
2022-04-01 - 08:01:05 GMT
-  E-postmelding vist av Sten Pettersen (spe@wr.no)
2022-04-01 - 14:38:28 GMT - IP-adresse: 85.105.238.76
-  Dokument e-signert av Sten Pettersen (spe@wr.no)
Signaturdato: 2022-04-01 - 14:38:57 GMT - Tidskilde: server- IP-adresse: 85.105.238.76
-  Avtale fullført.
2022-04-01 - 14:38:57 GMT



Adobe Sign



Hansa Tankers AS

Annual report 2021

Annual accounts

- **Board of director's report**
- **Income statement**
- **Balance sheet**
- **Cash flow statement**
- **Notes**

Auditor's report



Hansa Tankers AS

Income statement

	Note	2021	2020
Revenue			
Operating Revenue, Vessels.	2	405 503 241	377 961 376
Voyage Costs, Vessels	4, 6	<u>195 917 718</u>	<u>165 359 745</u>
Total revenue		<u>209 585 524</u>	<u>212 601 631</u>
Operating expenses			
Pool Hire to ship owners	5	<u>209 585 524</u>	<u>212 601 631</u>
Operating result		<u>0</u>	<u>0</u>
Ordinary result before tax		<u>0</u>	<u>0</u>
Net profit or loss for the year		<u>0</u>	<u>0</u>



Hansa Tankers AS

Balance sheet as of December 31

	Note	2021	2020
Current assets			
Inventories, bunkers on board		<u>15 868 720</u>	<u>10 064 365</u>
<i>Receivables</i>			
Trade receivables	8, 10	38 328 519	21 277 138
Other receivables		<u>1 314 517</u>	<u>1 208 549</u>
Total accounts receivable		<u>39 643 036</u>	<u>22 485 687</u>
Cash and cash equivalents	11	<u>12 747 312</u>	<u>13 277 407</u>
Total current assets		<u>68 259 068</u>	<u>45 827 459</u>
Total assets		<u>68 259 068</u>	<u>45 827 459</u>



Hansa Tankers AS


Balance sheet as of December 31

	Note	2021	2020
Equity			
<i>Paid-in capital</i>			
Share capital	12, 13	18 834	18 834
Total paid-in capital		18 834	18 834
<i>Retained earnings</i>			
Other equity	13	-16 998	-16 998
Total retained earnings		-16 998	-16 998
Total equity		1 836	1 836
Liabilities			
<i>Current liabilities</i>			
Trade creditors		38 787 114	21 649 601
Other short-term liabilities		13 718 501	13 458 939
Accrued estimated expenses	10	15 751 617	10 717 083
Total current liabilities		68 257 232	45 825 623
Total liabilities		68 257 232	45 825 623
Total equity and liabilities		68 259 068	45 827 459
Pledges		308 855	308 134
Guarantees		286 901	286 901


31 December 2021
Bergen, 31 March 2022


Stein Pettersen (1), Apr. 2022, 16:58 (PM+2)

Stein Pettersen
Board member



Øyvind Hølte
Board member



Øystein Elgan
Chairman



Torfin Ernst Georg Eide
General manager



Hansa Tankers AS

Cash flow statement

	Note	2021	2020
Cash flow from operating activities			
Changes in bunkers on board		-5 804 355	-410 543
Changes in trade receivables		-17 051 381	3 821 735
Changes in other short-term receivables		-105 968	95 785
Changes in accrued expenses		5 034 534	217 105
Changes in pool-hire owed to shipowners		18 073 201	-3 855 729
Changes in other current liabilities		259 562	1 334 708
Changes in trade payables		-935 688	-904 529
Net cash flow from operating activities		<u>-530 095</u>	<u>298 532</u>
Cash flow from investing activities			
Net cash flow from investing activities		<u>0</u>	<u>0</u>
Cash flow from financing activities			
Net cash flow from financing activities		<u>0</u>	<u>0</u>
Net change in cash and cash equivalents		-530 095	298 532
Cash and cash equivalents as of 01.01		13 277 407	12 978 875
Cash and cash equivalents as of 31.12		<u>12 747 312</u>	<u>13 277 407</u>



Hansa Tankers AS

Notes to the accounts for 2021

Note - 1 Accounting Principles

Revenue recognition

Market operations comprise spot, contracts of affreightment (CoA) and time charters (TC). The mandate for the pool limits the scope of open positions.

Net profit is calculated monthly and distributed across pool vessels that participated in the pool for the month in question. Profit is accrued for each month using the following principles:

*All voyage revenues and voyage expenses are recognized as a percentage of completion for all spot voyages and voyages servicing under CoA. Under this method, voyage revenue is recognized evenly over the period from the departure of a vessel from its original discharge port to departure from the next discharge port.

*For vessels that have completed unloading without obtaining an agreement as to the next voyage, no estimated revenues are accrued.

*All contracts of affreightment and vessel charters generate voyages, which are accrued as described above.

*Administrative, non—voyage-related revenues and expenses are recognized in the month in which they are incurred.

Demurrage/despatch is taken into account by the amount of the expected claim.

Monthly profit is distributed among those vessels that have been employed in the pool for that specific month. The monthly distribution of profit is a product of the vessel's net days in the specific month and the vessel's pool earnings points (VEP). VEP calculations are based on vessel performance; the main criteria being the vessel's speed, fuel consumption and maximum load intake. Profit for the year for the pool is distributed to pool participants in its entirety and defined as a pool expense so that the net profit for the year is zero.

Cost recognition

Expenses are recognized in the same period as the revenues to which they are related. Expenses that cannot be directly attributed to revenues are expensed as they are incurred. In recording projects in progress but not completed at the close of an accounting period, expenses are accrued according to the proportion incurred.

Provisions are made for unrealized losses if it is likely that such losses will occur.

Classification of assets and liabilities

Current assets and short-term liabilities include items due less than one year from the balance sheet date, as well as items due more than one year from the balance sheet that are related to the operating cycle.

Assets intended for permanent ownership or use and receivables with maturities exceeding one year from the balance sheet date are presented as fixed assets.

Liabilities with maturity less than one year from the balance sheet date are classified as current. All other debt, including the first year's repayments of long-term debt, is classified as long-term debt.

Current assets are valued at the lower of cost and net realisable value.



Hansa Tankers AS

Notes to the accounts for 2021

Bunker Inventory

Fuel bunkers on board vessels are recorded in the balance sheet at acquisition cost. Acquisition costs are based on the FIFO (first in, first out) principle.

Trade and other receivables

Trade receivables and other current receivables are recorded in the balance sheet at nominal value less provisions for doubtful debts. Provisions for doubtful debts are calculated on the basis of individual assessments. In addition, for the remainder of accounts receivables outstanding balances, a general provision is carried out based on expected loss.

Income tax

The tax in the income statement covers the period's payable tax and change in deferred tax. Deferred tax/tax assets is calculated at the tax rate based on temporary differences between accounting and tax values and tax loss carried forward. Tax increasing and tax reducing temporary differences that may reverse during the same period are offset within the individual legal entity that is subject to taxation. Deferred tax assets are recognized to the extent that it is probable that taxable profits will be available against which the tax asset can be utilized.

Use of estimates

The preparation of the financial statements requires management to make estimates and assumptions that affect the reported amounts in the profit and loss statement, the measurement of assets and liabilities and the disclosure of contingent assets and liabilities on the balance sheet date. Actual results can differ from these estimates.

Contingent losses that are probable and quantifiable is expensed as occurred.



Hansa Tankers AS

Notes to the accounts for 2021

Note 2 - Operating revenues, vessels

	2021	2020
Pool revenues	379 091 508	348 990 955
Demurrage	22 901 388	26 376 171
Other operating income	3 510 345	2 594 250
Sum operating revenue	<u>405 503 241</u>	<u>377 961 376</u>

Note 3 - Wage costs, number of employees, remuneration and loans to employees and auditor's fee

Management remuneration

The company has no employees.

The company is not required to have an occupational pension scheme in accordance with the Norwegian law on required occupational pension ("lov om obligatorisk tjenstepensjon").

The managing director's remuneration is included in the applicable management fee and is not stated explicitly. The contribution of management fee in 2021 from the company to Hansa Tankers Management AS amounts to USD 11 480 255.

Auditor fee has been divided as follows

	2021
Statutory audit fee	40 600
Assurance services	6 900

VAT is not included in the auditor fees.

Note 4 - Operating expenses vessels

	2021	2020
Voyage Expenses	71 593 467	63 921 207
Bunkers	99 437 691	77 969 872
Commission	24 886 560	23 468 666
Total	<u>195 917 718</u>	<u>165 359 745</u>

Note 5 - Net result

The net result distributed to the pool vessel owners, represents an amount of USD 209 585 524. There are a total of 48 vessels employed in the pool by 31.12.2021.



Hansa Tankers AS

Notes to the accounts for 2021

Note 6 - Agreements with related parties

Pool participation:

Midgard:

Midgard International Ltd and Midgard Shipping Ltd are affiliated companies of owner Hansa Tankers Holding AS (owned by 30 %). The Midgard companies had five vessels participating in the pool at the start of the year 2021. At the end of the year this has been reduced to one vessel. Net pool contribution to the Midgard companies for 2021 is \$11.7m (2020: \$24.6m)

Inventor Chemical Tankers

Inventor Chemical Tankers AS is controlled by AS Inventor Shipping - a significant shareholder of Hansa Tankers Holding AS. Inventor Chemical Tankers has had 7 vessels participating in the pool in 2021. Net pool contribution for 2021 to Inventor Chemical Tankers is \$33.6m (2020: \$36.9m)

Commercial management, operation and administrative services:

Hansa Tankers Management :

The company purchases commercial management, operation and administrative services from its sister company Hansa Tankers Management AS:

	2021	2020
Fees for commercial, operation and administrative services	11 512 003	11 862 034

Note 7 - Taxes

<i>Temporary differences outlined</i>	2021	2020
Loss carried forward	-12 675	-13 105
Total negative temporary differences	-12 675	-13 105
Differences that are not included in deferred tax assets	-12 675	-13 105
Total	0	0
Deferred income tax liability (22 % current year / 22% prior year)	2 788	2 883

Deferred tax loss carried forward in local/tax currency (NOK) is unchanged from prior year.



Hansa Tankers AS

Notes to the accounts for 2021

Note 8 - Accounts receivable

	2021	2020
Debtors	38 328 519	21 277 138

Accounts receivable comprise all items that fall due for payment within one year after the close of the accounting year.

The outstanding balances are unsecured, interest free and repayable within the standard credit period of 30 days.

The company evaluates whether there is any key objective evidence that the outstanding balance is impaired, and determines the amount of impairment loss as a result of the inability to make required payments. The company determines the estimate based on the ageing of the balance, the customer's creditworthiness, and other specific circumstances.

Note 9 - Intercompany balance group companies

<i>Receivables</i>	2021	2020
Other receivables	2 284 719	30 562

<i>Payables</i>	2021	2020
Other short-term payables	2 881 010	345 228

Short-term intragroup receivables and payables are defined as items that fall due within one year after the close of the accounting year.

Note 10 - Accrual of voyage profit in pool operations

Included in accounts receivable and accrued expenses is accrued revenue and expenses for voyages not yet completed at year end.

	2021	2020
Estimated total result for voyages not-yet-completed as of 31.12	47 311 742	20 724 724
Total accrued net profit	<u>-20 917 102</u>	<u>-10 680 700</u>
Prorated result as of 31.12	<u>26 394 640</u>	<u>10 044 024</u>

As of 31.12.2021, 48 voyages are not yet completed. The total days for the voyages are 2 622 days, where 1 185 of the days are in 2021.



Hansa Tankers AS

Notes to the accounts for 2021

Note 11 - Bank deposit

	2021
Bank USD	11 958 392
Bank EUR	429 477
Bank NOK	359 444
Total	<u>12 747 313</u>

Note 12 - Share capital and shareholder information

Share capital:

	Number of shares	Face value	Book value
Ordinary shares	125 000	0,15	18 334

Shareholders per 31.12:

	Ordinary shares	Ownership share	Voting rights
Hansa Tankers Holding AS	125 000	100 %	100 %

The company is included in the consolidated accounts of Hansa Tankers Holding AS, Kalfarveien 57A, 5018 Bergen. The annual accounts of Hansa Tankers Holding AS are available at this address.

Note 13 - Equity

	Share capital	Other equity	Total
Owners' equity 01.01.2021	18 834	-16 998	1 836
Owners' equity 31.12.2021	<u>18 834</u>	<u>-16 998</u>	<u>1 836</u>

Note 14 - Mortgages and guarantees

Guarantee commitments

	2021
Payment guarantee	286 902

The company has arranged for bank guarantees a vendor. The guarantees are not recorded in the balance sheet. One cash account is pledged as security for the guarantee.



Hansa Tankers AS

Notes to the accounts for 2021

Note 15 - Subsequent events

As a result of the invasion of Ukraine, two of the vessels participating in the pool are currently idle in the port of Nikolayev at the south coast of Ukraine. The vessels are currently waiting for permission to depart from the port. The macroeconomic consequences of the invasion have so far not affected the company. The company monitors the situation closely and works continuously to find risk-reducing measures if the situation continues.

Some risk mitigation measures have already been implemented per date of the financial statements, and further measures are being assessed continuously.








FS Hansa Tankers AS 2021 signed ex SP

Endelig revisjonsrapport

2022-04-01

Opprettet:	2022-04-01
Av:	Frank Petter Kval (frank.petter.kval@tailwind.as)
Status:	Signert
Transaksjons-ID:	CBJCHBCAABAA1x12D9AvDkOOqIhGbMidyRu75zX67fFZ

"FS Hansa Tankers AS 2021 signed ex SP"-historikk

-  Dokument opprettet av Frank Petter Kval (frank.petter.kval@tailwind.as)
2022-04-01 - 08:03:19 GMT - IP-adresse: 82.134.78.110
-  Dokument sendt via e-post til Stein Pettersen (spe@wr.no) for signering
2022-04-01 - 08:04:00 GMT
-  E-postmelding vist av Stein Pettersen (spe@wr.no)
2022-04-01 - 14:57:28 GMT - IP-adresse: 31.155.1.227
-  Dokument e-signert av Stein Pettersen (spe@wr.no)
Signaturdato: 2022-04-01 - 14:58:16 GMT - Tidskilde: server- IP-adresse: 31.155.1.227
-  Avtale fullført.
2022-04-01 - 14:58:16 GMT





Statsautoriserte revisorer
Ernst & Young AS

Thormøhlens gate 53 D, 5006 Bergen
Postboks 6163, 5892 Bergen

Foretaksregisteret: NO 976 389 387 MVA
Tlf: +47 24 00 24 00

www.ey.no
Medlemmer av Den norske Revisorforening

INDEPENDENT AUDITOR'S REPORT

To the Annual Shareholders' Meeting of Hansa Tankers AS

Opinion

We have audited the financial statements of Hansa Tankers AS (the Company), which comprise the balance sheet as at 31 December 2021, the income statement and statement of cash flows for the year then ended, and notes to the financial statements, including a summary of significant accounting policies.

In our opinion the financial statements comply with applicable legal requirements and give a true and fair view of the financial position of the Company as at 31 December 2021 and its financial performance and cash flows for the year then ended in accordance with the Norwegian Accounting Act and accounting standards and practices generally accepted in Norway.

Basis for opinion

We conducted our audit in accordance with International Standards on Auditing (ISAs). Our responsibilities under those standards are further described in the *Auditor's responsibilities for the audit of the financial statements* section of our report. We are independent of the Company in accordance with the requirements of the relevant laws and regulations in Norway and the International Ethics Standards Board for Accountants' *International Code of Ethics for Professional Accountants (including International Independence Standards)* (IESBA Code), and we have fulfilled our other ethical responsibilities in accordance with these requirements. We believe that the audit evidence we have obtained is sufficient and appropriate to provide a basis for our opinion.

Other information

Other information consists of the information included in the annual report other than the financial statements and our auditor's report thereon. Management (the board of directors and the general manager) is responsible for the other information. Our opinion on the financial statements does not cover the other information, and we do not express any form of assurance conclusion thereon.

In connection with our audit of the financial statements, our responsibility is to read the other information, and, in doing so, consider whether the board of directors' report contains the information required by legal requirements and whether the other information is materially inconsistent with the financial statements or our knowledge obtained in the audit, or otherwise appears to be materially misstated. If, based on the work we have performed, we conclude that there is a material misstatement of this other information or that the information required by legal requirements is not included, we are required to report that fact.

We have nothing to report in this regard, and in our opinion, the board of directors' report is consistent with the financial statements and contains the information required by applicable legal requirements.

Responsibilities of management for the financial statements

Management is responsible for the preparation and fair presentation of the financial statements in accordance with the Norwegian Accounting Act and accounting standards and practices generally accepted in Norway, and for such internal control as management determines is necessary to enable the preparation of financial statements that are free from material misstatement, whether due to fraud or error.

In preparing the financial statements, management is responsible for assessing the Company's ability to continue as a going concern, disclosing, as applicable, matters related to going concern and using the



Building a better
working world

going concern basis of accounting unless management either intends to liquidate the Company or to cease operations, or has no realistic alternative but to do so.

Auditor's responsibilities for the audit of the financial statements

Our objectives are to obtain reasonable assurance about whether the financial statements as a whole are free from material misstatement, whether due to fraud or error, and to issue an auditor's report that includes our opinion. Reasonable assurance is a high level of assurance, but is not a guarantee that an audit conducted in accordance with ISAs will always detect a material misstatement when it exists.

Misstatements can arise from fraud or error and are considered material if, individually or in the aggregate, they could reasonably be expected to influence the economic decisions of users taken on the basis of these financial statements.

As part of an audit in accordance with ISAs, we exercise professional judgment and maintain professional scepticism throughout the audit. We also:

- Identify and assess the risks of material misstatement of the financial statements, whether due to fraud or error, design and perform audit procedures responsive to those risks, and obtain audit evidence that is sufficient and appropriate to provide a basis for our opinion. The risk of not detecting a material misstatement resulting from fraud is higher than for one resulting from error, as fraud may involve collusion, forgery, intentional omissions, misrepresentations, or the override of internal control.
- Obtain an understanding of internal control relevant to the audit in order to design audit procedures that are appropriate in the circumstances, but not for the purpose of expressing an opinion on the effectiveness of the Company's internal control.
- Evaluate the appropriateness of accounting policies used and the reasonableness of accounting estimates and related disclosures made by management.
- Conclude on the appropriateness of management's use of the going concern basis of accounting and, based on the audit evidence obtained, whether a material uncertainty exists related to events or conditions that may cast significant doubt on the Company's ability to continue as a going concern. If we conclude that a material uncertainty exists, we are required to draw attention in our auditor's report to the related disclosures in the financial statements or, if such disclosures are inadequate, to modify our opinion. Our conclusions are based on the audit evidence obtained up to the date of our auditor's report. However, future events or conditions may cause the Company to cease to continue as a going concern.
- Evaluate the overall presentation, structure and content of the financial statements, including the disclosures, and whether the financial statements represent the underlying transactions and events in a manner that achieves fair presentation.

We communicate with the board of directors regarding, among other matters, the planned scope and timing of the audit and significant audit findings, including any significant deficiencies in internal control that we identify during our audit.

Bergen, 5th April 2022
ERNST & YOUNG AS

The audit opinion is signed electronically

Øyvind Nore
State Authorised Public Accountant (Norway)

Independent auditor's report - Hansa Tankers AS 2021

A member firm of Ernst & Young Global Limited

Penneo Dokumentnøkkel: JEXBB-QYJQB-0ZSVE-EG3K8-CQFBZ-LSF86



PENNEO

Signaturene i dette dokumentet er juridisk bindende. Dokument signert med "Penneo™ - sikker digital signatur".
De signerende parter sin identitet er registrert, og er listet nedenfor.

"Med min signatur bekrefter jeg alle datoer og innholdet i dette dokument."

Øyvind Nore

Statsautorisert revisor

På vegne av: Ernst & Young AS

Serienummer: 9578-5994-4-485745

IP: 213.52.xxx.xxx

2022-04-05 13:24:32 UTC



Penneo Dokumentnøkkel: JEXBB-QYJQB-0ZSVE-EG3K8-CQFBZ-LSF86

Dokumentet er signert digitalt, med **Penneo.com**. Alle digitale signatur-data i dokumentet er sikret og validert av den datamaskin-utregnede hash-verdien av det opprinnelige dokument. Dokumentet er låst og tids-stemplet med et sertifikat fra en betrodd tredjepart. All kryptografisk bevis er integrert i denne PDF, for fremtidig validering (hvis nødvendig).

Hvordan bekrefter at dette dokumentet er originalen?

Dokumentet er beskyttet av ett Adobe CDS sertifikat. Når du åpner dokumentet i

Adobe Reader, skal du kunne se at dokumentet er sertifisert av **Penneo e-signature service <penneo@penneo.com>**. Dette garanterer at innholdet i dokumentet ikke har blitt endret.

Det er lett å kontrollere de kryptografiske beviser som er lokalisert inne i dokumentet, med Penneo validator - <https://penneo.com/validate>



Skattedirektoratet

Saksbehandler: Torstein Kviden Helleland
Telefon: 22078139
Deres dato: 28.05.2012
Deres referanse: Magre Morken
Vår dato: 28.06.2012
Vår referanse: 2012/361444

HANSA TANKERS AS
Kalfarveien 57 A
5818 BERGEN

Tillatelse til å utarbeide årsregnskap og årsberetning på engelsk språk for Hansa Tankers AS, org. nr. 995 513 986

Det vises til deres brev av 18. mai 2012 samt telefonsamtale i sakens anledning. Det søkes om dispensasjon fra kravet til å utarbeide årsregnskap og årsberetning på norsk språk Hansa Tankers AS.

Skattedirektoratet gir på bakgrunn av en konkret helhetsvurdering Hansa Tankers AS dispensasjon fra kravet til å utarbeide årsregnskap og årsberetning på norsk språk, jf. regnskapsloven § 3-4 tredje ledd.

Dispensasjonen forutsetter at opplysningene som vedlaget baserer seg på ikke endres vesentlig.

Bakgrunn

Hansa Tankers AS er eid av AS Inventor Shipping og NI Tankers AS. Selskapet driver internasjonal befraktningsvirksomhet av skip på samselingsbasis for fem utenlandske redereier. Samseling er vanlig samarbeidsform mellom redereier med tilnærmet like skip. Hensikten med en samseling er å sette sammen et tilstrekkelig antall skip i en gruppe slik at man kan tilby et effektivt transporttilbud til redereiens kunder. Samtidig gir dette også en koordineringsfordel for redereiene. Et hovedprinsipp er at redereiene er enige om å dele innføringen likt, dvs. i forhold til antall skip som er lagt inn i samselingen uavhengig av hva det enkelte skip har tjent i perioden. Normal rapportering og inntektsfordelingsperiode er en måned. Samselingen som sådan går i null ved årets slutt. Dvs. at all innføring minus samselingskostnader, blir utdelt til samselingsdelagerne. Dette er også beskrivende for at Hansa Tankers AS er et såkalt gjennomstrømmingsselskap med ingen ansatte. Selskapet er internasjonalt orientert og de utenlandske samarbeidspartnerne har engelsk som sitt naturlige språk/forretningspråk. Dette medfører at all kommunikasjon er på engelsk. Selskapet benytter engelsk som arbeidspråk. En norsk oversettelse vil kun ha til formål å oppfylle regnskapslovens språkkrav.

Skattedirektoratets vurdering

Eiter regnskapsloven § 3-4 tredje ledd skal "årsregnskapet og årsberetningen ... være på norsk. Departementet kan ved ... enkeltvedtak bestemme at årsregnskapet og/eller årsberetningen kan være på et annet språk."

I Ot. prp. nr. 42 (1997-1998) Om lov om årsregnskap m.v., er det uttalt følgende om regnskapslovens formål, jf. pkt. 1.1:

Postadresse: Besøksadresse: Sentralbord
Postboks 8220 Grenland Se www.skattetaten.no 800 80 000
0134 Oslo Org.-nr.: 996250318 Telefax:
For elektronisk henvendelse se www.skattetaten.no 22 17 08 00



2012561444 Side 2 av 2



"Regjeringen har som siktemål at regnskapsloven skal bidra til informative regnskaper for ulike grupper av regnskapsbrukere. Regnskapsbrukerne er dels investorer og kreditorer som tilfører kapital til foretakene, og dels andre grupper som har interesse av å vite hvordan foretaket drives, f.eks. de ansatte og lokalsamfunnet. Informasjonen til kapitalmarkedet skal gi grunnlag for riktig pricing av finansielle objekter. Riktig prisdannelse på aksjer er en forutsetning for at ressursbruken i samfunnsøkonomien skal bli best mulig. Gode regnskaper vil også gjøre det vanskeligere for markedsdeltakere å ta ut spekulasjonsgevinster med basis i skjevt fordelt informasjon."

Det fremgår således at et av hovedformålene med regnskapsloven er å bidra til "informative regnskaper for ulike grupper av regnskapsbrukere". Regnskapsbrukere vil omfatte, jf. uttalelsen i proposisjonen, blant andre investorer, kreditorer, ansatte og lokalsamfunnet.

Det er etter Skattedirektoratets vurdering derfor avgjørende ved vurdering av om dispensasjon fra kravet til å utarbeide årsregnskap og/eller årsberetning på norsk, at det ikke foreligger mulige brukere av regnskapsinformasjon som blir vesentlig berørt negativt ved en eventuell dispensasjon.

Det er særlig hensynet til brukerne av regnskapsinformasjon som skal vurderes ved en dispensasjonsønsknad. I denne vurderingen har Skattedirektoratet lagt særlig vekt på at selskapet er eid av to aksjeselskaper. Selskapet har samseling med utenlandske redertier der inntektene fordeles mellom samarbeidspartene. Selskapets arbeidspråk er engelsk og all kommunikasjon skjer på engelsk. Videre er det vektlagt at selskapet driver virksomhet i en internasjonal bransje der alle aktører behersker og benytter engelsk språk.

Vennligst oppgi vår referanse ved henvendelser i anledning saken.

Med hilsen

Rune Tystad

Rune Tystad
seniorrådgiver
Rettsavdelingen, foretaksskatt
Skattedirektoratet

Torstein Kinden Helleland

Torstein Kinden Helleland