



ÅRSREGNSKAPET FOR REGNSKAPSÅRET 2022 - GENERELL INFORMASJON

Enheten

Organisasjonsnummer: 930 197 661
Organisasjonsform: Aksjeselskap
Foretaksnavn: SKS OBO & TANKERS AS
Forretningsadresse: Zander Kaaes gate 7
5015 BERGEN

Regnskapsår

Årsregnskapets periode: 01.01.2022 - 31.12.2022

Konsern

Morselskap i konsern: Nei

Regnskapsregler

Regler for små foretak benyttet: Nei
Benyttet ved utarbeidelsen av årsregnskapet til selskapet: Forenklet IFRS

Årsregnskapet fastsatt av kompetent organ

Bekreftet av representant for selskapet: Nils Per Hellesund
Dato for fastsettelse av årsregnskapet: 21.03.2023

Grunnlag for avgivelse

År 2022: Årsregnskapet er elektronisk innlevert
År 2021: Tall er hentet fra elektronisk innlevert årsregnskap fra 2022

Det er ikke krav til at årsregnskapet m.v. som sendes til Regnskapsregisteret er undertegnet. Kontrollen på at dette er utført ligger hos revisor/enhetens øverste organ. Sikkerheten ivaretas ved at innsender har rolle/rettighet for innsending av årsregnskapet via Altinn, og ved at det bekreftes at årsregnskapet er fastsatt av kompetent organ.

Brønnøysundregistrene, 13.06.2024



Resultatregnskap

Beløp i: USD	Note	2022	2021
RESULTATREGNSKAP			
Inntekter			
Annen driftsinntekt	3,4	1 016 000	41 483 000
Sum inntekter		1 016 000	41 483 000
Kostnader			
Avskrivning på varige driftsmidler og immaterielle eiendeler	8		19 889 000
Nedskrivning av varige driftsmidler og immaterielle eiendeler	8	1 583 000	66 220 000
Ship operating expenses	5	1 744 000	24 633 000
General and administrative expenses	3,6,7	219 000	1 327 000
Sum kostnader		3 546 000	112 069 000
Driftsresultat		-2 530 000	-70 586 000
Finansinntekter og finanskostnader			
Renteinntekt fra foretak i samme konsern		3 310 000	3 677 000
Annen finansinntekt	9	15 613 000	
Sum finansinntekter		18 923 000	3 677 000
Annen rentekostnad		349 000	9 158 000
Annen finanskostnad	9		15 774 000
Sum finanskostnader		349 000	24 932 000
Netto finans		18 574 000	-21 255 000
Ordinært resultat før skattekostnad		16 044 000	-91 841 000
Ordinært resultat etter skattekostnad		16 044 000	-91 841 000
Årsresultat		16 044 000	-91 841 000
Overføringer og disponeringer			
Overføringer til/fra annen egenkapital		16 044 000	-91 841 000
Sum overføringer og disponeringer		16 044 000	-91 841 000



Balanse

Beløp i: USD	Note	2022	2021
BALANSE - EIENDELER			
Anleggsmidler			
Immaterielle eiendeler			
Varige driftsmidler			
Skip, rigger, fly og lignende	8		24 019 000
Sum varige driftsmidler			24 019 000
Sum anleggsmidler		0	24 019 000
Omløpsmidler			
Varer			
Varer	11		60 000
Sum varer			60 000
Fordringer			
Kundefordringer		50 000	1 972 000
Andre fordringer	12	71 000	2 421 000
Konsernfordringer	3	16 255 000	90 868 000
Sum fordringer		16 376 000	95 261 000
Bankinnskudd, kontanter og lignende			
Bankinnskudd, kontanter og lignende	13	964 000	14 616 000
Sum bankinnskudd, kontanter og lignende		964 000	14 616 000
Sum omløpsmidler		17 340 000	109 937 000
SUM EIENDELER		17 340 000	133 956 000
BALANSE - EGENKAPITAL OG GJELD			
Egenkapital			
Innskutt egenkapital			
Selskapskapital	14	154 000	112 336 000
Overkurs			-2 202 000



Balanse

Beløp i: USD	Note	2022	2021
Annen innskutt egenkapital		9 000	
Sum innskutt egenkapital		163 000	110 134 000
Sum egenkapital		163 000	110 134 000
Sum langsiktig gjeld		0	0
Kortsiktig gjeld			
Gjeld til kredittinstitusjoner	15		15 209 000
Leverandørgjeld		72 000	530 000
Betalbar skatt	10		166 000
Kortsiktig konserngjeld	3	16 750 000	7 175 000
Other current liabilities	16	355 000	734 000
Financial derivatives	17		8 000
Sum kortsiktig gjeld		17 177 000	23 822 000
Sum gjeld		17 177 000	23 822 000
SUM EGENKAPITAL OG GJELD		17 340 000	133 956 000



Brønnøysundregistrene

ÅRSREGNSKAP FOR REGNSKAPSÅRET 2022 - GENERELL INFORMASJON

Journalnummer: 2023 354189

Enheten

Organisasjonsnummer: 930 197 661
Organisasjonsform: Aksjeselskap
Foretaksnavn: SKS OBO & TANKERS AS
Forretningsadresse: Zander Kaaes gate 7
5015 BERGEN

Regnskapsår

Årsregnskapets periode: 01.01.2022 - 31.12.2022

Konsern

Morselskap i konsern: Nei

Regnskapsregler

Regler for små foretak benyttet: Nei
Benyttet ved utarbeidelsen av
årsregnskapet til selskapet: Forenklet IFRS

Årsregnskapet fastsatt av kompetent organ

Bekreftet av representant for selskapet: Nils Per Hellesund
Dato for fastsettelse av årsregnskapet: 21.03.2023

Grunnlag for avgivelse

År 2022: Årsregnskap er elektronisk innlevert.
År 2021: Tall er hentet fra elektronisk innlevert årsregnskap fra 2022.

Det er ikke krav til at årsregnskapet m.v. som sendes til Regnskapsregisteret er undertegnet. Kontrollen på at dette er utført ligger hos revisor/enhetens øverste organ. Sikkerheten ivaretas ved at innsender har rolle/rettighet for innsending av årsregnskapet via Altinn, og ved at det bekreftes at årsregnskapet er fastsatt av kompetent organ.

Brønnøysundregistrene, 18.04.2023



Organisasjonsnr: 930 197 661
SKS OBO & TANKERS AS

RESULTATREGNSKAP

Beløp i: USD	Note	2022	2021
RESULTATREGNSKAP			
Inntekter			
Annen driftsinntekt	3,4	1 016 000	41 483 000
Sum inntekter		1 016 000	41 483 000
Kostnader			
Avskrivning på varige driftsmidler og immaterielle eiendeler	8		19 889 000
Nedskrivning av varige driftsmidler og immaterielle eiendeler	8	1 583 000	66 220 000
Ship operating expenses	5	1 744 000	24 633 000
General and administrative expenses	3,6,7	219 000	1 327 000
Sum kostnader		3 546 000	112 069 000
Driftsresultat		-2 530 000	-70 586 000
Finansinntekter og finanskostnader			
Renteinntekt fra foretak i samme konsern		3 310 000	3 677 000
Annen finansinntekt	9	15 613 000	
Sum finansinntekter		18 923 000	3 677 000
Annen rentekostnad		349 000	9 158 000
Annen finanskostnad	9		15 774 000
Sum finanskostnader		349 000	24 932 000
Netto finans		18 574 000	-21 255 000
Ordinært resultat før skattekostnad		16 044 000	-91 841 000
Ordinært resultat etter skattekostnad		16 044 000	-91 841 000
Årsresultat		16 044 000	-91 841 000
Overføringer og disponeringer			
Overføringer til/fra annen egenkapital		16 044 000	-91 841 000
Sum overføringer og disponeringer		16 044 000	-91 841 000



Organisasjonsnr: 930 197 661
SKS OBO & TANKERS AS

BALANSE

Beløp i: USD Note 2022 2021

BALANSE - EIENDELER

Anleggsmidler

Immaterielle eiendeler

Varige driftsmidler

Skip, rigger, fly og
lignende

8

24 019 000

Sum varige driftsmidler

24 019 000

Sum anleggsmidler

0

24 019 000

Omløpsmidler

Varer

Varer

11

60 000

Sum varer

60 000

Fordringer

Kundefordringer

50 000

1 972 000

Andre fordringer

12

71 000

2 421 000

Konsernfordringer

3

16 255 000

90 868 000

Sum fordringer

16 376 000

95 261 000

Bankinnskudd, kontanter og lignende

Bankinnskudd, kontanter
og lignende

13

964 000

14 616 000

Sum bankinnskudd,
kontanter og lignende

964 000

14 616 000

Sum omløpsmidler

17 340 000

109 937 000

SUM EIENDELER

17 340 000

133 956 000

BALANSE - EGENKAPITAL OG GJELD

Egenkapital

Innskutt egenkapital

Selskapskapital

14

154 000

112 336 000

Overkurs

-2 202 000

Annen innskutt egenkapital

9 000

Sum innskutt egenkapital

163 000

110 134 000

Sum egenkapital

163 000

110 134 000

Sum langsiktig gjeld

0

0

Kortsiktig gjeld



Gjeld til			
kredittinstitusjoner	15		15 209 000
Leverandørgjeld		72 000	530 000
Betalbar skatt	10		166 000
Kortsiktig konserngjeld	3	16 750 000	7 175 000
Other current liabilities	16	355 000	734 000
Financial derivatives	17		8 000
Sum kortsiktig gjeld		17 177 000	23 822 000
Sum gjeld		17 177 000	23 822 000
SUM EGENKAPITAL OG GJELD		17 340 000	133 956 000



Organisasjonsnr: 930 197 661
SKS OBO & TANKERS AS

NOTEOPPLYSNINGER - SELSKAP - alle poster oppgitt i hele tall

Note

Antall årsverk i regnskapsåret
0.00

<u>Sum</u>	<u>Beløp</u>
<u>Balanseført verdi 31.12.</u>	<u>Varige driftsmidler Immaterielle eiend.</u>

Konsernregnskap

Morselskapet sitt navn

Forretningskontor for morselskapet

Begrunnelse for at datterselskap er utelatt fra konsolideringen

<u>Samlet beløp - tilknyttet selskap</u>	<u>Årets</u>	<u>Fjorårets</u>
--	--------------	------------------

<u>Samlet beløp - foretak i samme konsern</u>	<u>Årets</u>	<u>Fjorårets</u>
---	--------------	------------------

<u>Samlet beløp - foretak i samme konsern</u>	<u>Årets</u>	<u>Fjorårets</u>
---	--------------	------------------

<u>Samlet beløp - felles kontrollert virksomhet</u>	<u>Årets</u>	<u>Fjorårets</u>
---	--------------	------------------

<u>Pantstillelse</u>	<u>Beløp</u>
----------------------	--------------

<u>Beholdning av egne aksjer</u>	<u>Antall</u>	<u>Pålydende</u>	<u>Andel av aksjek.</u>
----------------------------------	---------------	------------------	-------------------------



SKS OBO & TANKERS AS

NOTES TO THE FINANCIAL STATEMENTS

1. General information

SKS OBO & Tankers AS (the "Company") is fully owned by SKS Tankers Holding AS ("SKSTH"), a subsidiary of Kristian Gerhard Jebsen Skipsrederi AS ("KGJS"). KGJS presents consolidated financial statements, which include the financial statements of the Company. The Company is located in Bergen, Norway.

The Company sold its Suezmax tanker of 159 000 dwt. (SKS S-class) in April 2022. The vessel was commercially operated by the related pool entity SKS Pool AS ("Pool Company"). Administrative services are provided by KGJS. Technical management was provided by OSM Bergen Tank AS.

2. Accounting principles

a. Basis of preparation

The Company prepares its financial statements according to "Simplified International Financial Reporting Standards" (IFRS) as dealt with in The Norwegian Accounting Act and Regulations dated 7 February 2022. This principally implies that all calculations and measurement methods are carried out in accordance with IFRS, while presentation and notes follows the Norwegian Accounting Act and Norwegian GAAP. The Company employs the simplifying rules relating to dividends and group contributions as regulated in The Norwegian Accounting Act.

The accounting year equals the calendar year and the items of the income statement are classified by their nature.

b. Changes in accounting principles and errors

The impact of changes in accounting principles and correction of significant errors in previous annual accounts are reported directly to equity. Comparative figures are revised accordingly.

c. Currency

The financial statements are presented in US Dollars (USD) as the Company operates in an international market where the functional currency is USD. Transactions in non-USD currencies are recorded at the exchange rate on the date of the transaction. Monetary items and debt in non-USD currencies are converted to USD at the rate of exchange prevailing at the reporting date. Currency gains and losses are recognised in the income statement classified as financial items.

d. Use of estimates

The preparation of financial statements requires management to make estimates and assumptions that affect the reported amounts of assets and liabilities and disclosure of contingent assets and liabilities at the reporting date and the reported amounts of revenue and expenses during the reporting period. Management bases its estimates and judgments on historical experience and on various other factors that are believed to be reasonable. Accounting estimates are employed in the financial statements to determine reported amounts, including the useful life and disposal value of vessels. Actual results could differ from those estimates.

e. Classification of assets and liabilities

Assets are classified as current assets when:

- the asset is expected to be disposed of or consumed within 12 months of the reporting date
- the asset is held for trading
- the asset is cash or cash equivalents, except for items having restrictions to be exchanged within 12 months of the reporting date.

All other assets are classified as non-current assets.

8



This file is sealed with a digital signature.
The seal is a guarantee for the authenticity
of the document.

Document ID:
77F09D16F9BA4D63BF3DF9A91676C94F



SKS OBO & TANKERS AS

NOTES TO THE FINANCIAL STATEMENTS

Liabilities are classified as current liabilities when:

- the liability is expected to be settled within 12 months of the reporting date
- the liability is held for trading
- the Company does not have an unconditional right to postpone settlement of the liability until at least 12 months after the reporting date.

All other liabilities are classified as non-current liabilities.

f. Segments

A business segment provides services that are subject to risks and returns that are different from those of other business segments.

The Company's primary reporting format is based on the Company's internal reporting having the following two main business segments:

- LR2/Aframax
- Suezmax

The Company's management does not evaluate performance by geographical region as the ships sail on a worldwide basis.

g. Revenue recognition

Revenue from contracts with customers is recognised when control of the goods or services are transferred to the customer at an amount that reflects the consideration to which the Company expects to be entitled in exchange for those goods or services. The Company has generally concluded that it is the principal in its revenue arrangements, because it typically controls the goods or services before transferring them to the customer.

Operating income consist of the Company's share of the Pool net revenue (PNR) for the corresponding periods from the Pool company. Revenues and voyage expenses of the vessels in the Pool company are pooled and the resulting PNR, calculated on a time-charter equivalent basis, are allocated to pool participants according to an agreed formula. Formulas used to allocate PNR to pool participants are based on the number of days a vessel operates in the Pool with weighting adjustments made to reflect vessels' differing earnings capacities. Any cargo and voyage related loss contingencies are, as soon as expected, recorded in the Pool's net revenue. The distribution of the PNR to the vessel owners are described further in note 3b. Operating income in the Pool consist of freight, charter hire, demurrage and other operating related income. Freight is recognised based on the "load to discharge" method. Freight and related voyage expenses not completed at the reporting date are recognised based on the basis of the proportion of the voyage completed at the end of the reporting date. Voyage related expenses from discharge to load is considered as cost to fulfil a contract and recognised in the balance sheet if a related contract is signed before the reporting date. If no contract is signed before the reporting date the voyage related expenses are recognised in the income statement. Charter hire is recognised over the term of the contract as the service is provided.

Interest income is recorded in the income statement during the period in which it is earned.

Group contributions are recorded as appropriations in the same year as it is proposed.

h. Taxes

The current income tax charge is calculated on the basis of the tax laws enacted or principally enacted at the reporting date. Management periodically evaluates the tax positions with respect to situations in which applicable tax regulations are subject to interpretation and on this basis establishes provisions for payable tax amounts.

Deferred income tax is provided for all temporary variances arising between the tax bases of assets and liabilities compared to the carrying amounts in the financial statements. Deferred income tax is determined using tax rates that have been enacted or substantially enacted by the reporting date and

9



This file is sealed with a digital signature.
The seal is a guarantee for the authenticity
of the document.

Document ID:
77F09D16F9BA4D63BF3DF9A91676C94F



SKS OBO & TANKERS AS

NOTES TO THE FINANCIAL STATEMENTS

are expected to apply when the related deferred income tax asset is realised or the deferred income tax liability is settled.

Deferred income tax assets are recognised to the extent that it is probable that future taxable profit will be available against which the temporary variances can be utilised.

Both payable tax and deferred tax are recognised directly in equity, to the extent they relate to items recognised directly in equity. In cases where the equity transaction is considered a distribution and the source of the distribution is earlier years' net profit, the tax effect of the distribution should be recognised as tax expense in the year in which the distribution is recognised.

The Company was registered under the Norwegian tax legislation for shipping companies until 01.01.2022. The shipping tax-regulations include a tonnage tax and taxation of a company's net financial income and certain parts of the equity. Other ordinary net income is not taxable. Taxation under the shipping tax rules requires compliance to certain requirements.

i. Tangible assets

Tangible assets are stated at historical cost less accumulated depreciation and any impairment losses. Historical cost includes purchase price, capitalised interest and other expenses directly related to the investment.

Vessels residual value, which generally arises at the end of their useful life, is estimated based on the current estimated demolition value. Vessels residual value and useful life are assessed on an annual basis and changes will affect future depreciation cost.

Depreciation of assets is calculated using the straight-line method based on their estimated useful lives and residual values. Any component of a tangible asset that is significant to the total cost of the assets is depreciated separately over their estimated useful lives. Components with similar useful lives are included as a single component. Vessels book values are divided into two components; vessels and periodic maintenance.

Vessels are considered to have a total useful life of 25 years. Periodic maintenance costs are amortised over the period until the next periodic maintenance. The period maintenance occur with intervals of either 30 months or 60 months dependant on survey and vessels condition. Day-to-day repairs and maintenance cost are charged to the income statement during the period incurred. The costs of major renovations and periodic maintenance are included in the asset's carrying amount when it is probable the Company will derive future economic benefits in excess of the originally assessed standard performance of the assets. At the time of investment in a new vessel, a portion of the purchase price is defined as periodic maintenance and depreciated as other periodic maintenance.

A vessel's useful life is reviewed annually and where new estimate vary from previous estimate depreciation is adjusted accordingly.

When vessels are sold or disposed of, any gain or loss from the disposal is reported in the income statement. Profit or loss equals the variance between sales price and book value less any sales expenses.

j. Impairment of assets

Assets that are subject to depreciation are reviewed for impairment at each reporting date, or when events or changes in circumstances indicate that the carrying amount may not be recoverable. An impairment loss is recognised for the amount by which the asset's carrying amount exceeds its recoverable amount. The recoverable amount is the higher of an asset's fair value less costs to sell and value in use.

10



This file is sealed with a digital signature.
The seal is a guarantee for the authenticity
of the document.

Document ID:
77F09D16F9BA4D63BF3DF9A91676C94F



SKS OBO & TANKERS AS

NOTES TO THE FINANCIAL STATEMENTS

Fair value reduced by estimated sale costs is made up of an attainable sale price less expenses to an independent third party. The recoverable amount is calculated for each cash-generating unit (CGU).

The Company's fleet of LR2/Aframax vessels and Suezmax tankers is categorised as two separate CGUs based on the following assumptions:

- All vessels within each category can usually be operated on a portfolio basis.
- All vessels within each category having similar specifications.
- Each vessel within each category is inter-changeable within their particular markets.

Non-financial assets that suffered impairment are reviewed for possible reversal of the impairment at each reporting date. Impairment losses which are reported in previous years' income statement are reversed when succeeding events indicates that the cause of the write down is no longer valid. The reversal is classified in income statement as an impairment reversal. The increased carrying amount of an asset attributable to a reversal of an impairment loss shall not exceed the carrying amount that would have been determined (net of depreciation) had no impairment loss been recognised for the asset in prior years.

k. Financial instruments

A financial instrument is any contract that gives rise to a financial asset of one entity and a financial liability or equity instrument of another entity.

Financial assets

The Company's financial assets are: derivatives, trade receivables and cash and cash equivalents. The classification of financial assets at initial recognition depends on the financial asset's contractual cash flow characteristics and the Company's business model for managing them. With the exception of trade receivables that do not contain a significant financing component, the Company initially measures a financial asset at its fair value plus transaction costs.

The Company classifies its financial assets in four categories:

- Financial assets at amortised cost
- Financial assets at fair value through other comprehensive income
- Equity instruments at fair value through other comprehensive income
- Derivatives at fair value through income statement

Financial assets at amortised cost

The Company measures financial assets at amortised cost if both of the following conditions are met:

- The financial asset is held with the objective to collect contractual cash flows and,
- The contractual terms of the financial asset give rise to cash flows as payments of principal and interest on the principal amount outstanding

Financial assets at amortised cost are subsequently measured using the effective interest method and are subject to impairment. Gains and losses are recognised in income statement when the asset is derecognised, modified or impaired.

The Company's financial assets at amortised cost includes trade receivables and other current deposit. Trade receivables that do not contain a significant financing component are measured at the transaction price, ref note 2 m.

11



This file is sealed with a digital signature.
The seal is a guarantee for the authenticity
of the document.

Document ID:
77F09D16F9BA4D63BF3DF9A91676C94F



SKS OBO & TANKERS AS

NOTES TO THE FINANCIAL STATEMENTS

Financial assets at fair value through other comprehensive income

The Company measures debt instruments at fair value through other comprehensive income if both of the following conditions are met:

- The financial asset is held with the objective of both collecting contractual cash flows and selling, and,
- The contractual terms of the financial asset give rise to cash flows as payments of principal and interest on the principal amount outstanding

For debt instruments at fair value through other comprehensive income, interest income, foreign exchange revaluation and impairment losses/reversals are recognised in the income statement and computed in the same manner as for financial assets measured at amortised cost. The remaining fair value changes are recognised in other comprehensive income. Upon derecognition, the cumulative fair value change recognised in other comprehensive income is reclassified to income statement.

The Company currently holds no investments in quoted instruments which would classify under this category.

Equity instruments at fair value through other comprehensive income

Upon initial recognition, the Company can elect to classify irrevocably its equity investments as equity instruments designated at fair value through other comprehensive income when they meet the definition of equity under IAS 32 Financial Instruments. The classification is determined on an instrument-by-instrument basis.

Gains and losses on these financial assets are never reclassified to income statement. Dividends are recognised as other financial income in the income statement when the right to receive payment arise. Dividends representing a recovery of part of the cost of the financial asset are instead recorded as other comprehensive income. Equity instruments designated at fair value through other comprehensive income are not subject to impairment assessment.

The Company currently holds no non-listed equity investments which would classify under this category.

Derivatives at fair value through income statement

Derivatives are recognised in the balance sheet at their fair value. Changes in the fair value are currently recorded in the income statement in the period in which the change in fair value occurs. Classification depends on the nature of the derivative.

The Company currently holds no derivatives which would classify under this category.

Derecognition of financial assets

A financial asset or a part of a financial asset/group of similar financial assets is derecognised when:

- The right to receive cash flows from the asset have expired, or
- The Company has transferred its rights or has assumed an obligation to pay the received cash flows in full to a third party; and either
 - I. the Company has transferred substantially all the risks and rewards of the asset, or
 - II. the Company has transferred control of the asset

Financial liabilities

Financial liabilities are classified, at initial recognition, as loans and borrowings, payables or as derivatives. Derivatives are recognised initially at fair value. Loans, borrowings and payables are recognised at fair value net of directly attributable transaction costs.

12



This file is sealed with a digital signature.
The seal is a guarantee for the authenticity
of the document.

Document ID:
77F09D16F9BA4D63BF3DF9A91676C94F



SKS OBO & TANKERS AS

NOTES TO THE FINANCIAL STATEMENTS

Derivatives are financial liabilities when the fair value is negative, accounted for similarly as derivatives as assets.

Interest-bearing loans and borrowings are subsequently measured at amortised cost using the effective interest rate method if this is considered to be significant. Gains and losses are recognised in income statement when the liabilities are derecognised. Amortised cost is calculated by taking into account any discount or premium on acquisition and fees or costs that are an integral part of the effective interest rate method. The effective interest rate amortisation is included as finance costs in the income statement.

Derecognition of financial liabilities

A financial liability is derecognised when the obligation under the liability is discharged or cancelled or expired. When an existing financial liability is replaced by another from the same lender on substantially different terms, or the terms of an existing liability are substantially modified, such an exchange or modification is treated as derecognition of the original liability and recognition of a new liability. The difference in the respective carrying amounts is recognised in the income statement.

Impairment of financial assets

The Company recognises an allowance for expected credit losses (ECL) for all instruments not held at fair value. If there is no substantial increase in credit risk since initial recognition, the ECLs are provided for credit losses that result from default events that are possible within the next 12-months. For those credit exposures facing a significant increase in credit risk since initial recognition, a loss allowance is required for credit losses expected over the remaining life of the exposure. Credit losses are based on the difference between the contractual cash flows due in accordance with the contract and all the cash flows that the Company expects to receive, discounted at an approximation of the original effective interest rate. The expected cash flows will include cash flows from the sale of collateral held or other credit enhancements that are integral to the contractual terms.

For trade receivables and contract assets, the Company applies a simplified approach in calculating ECLs. A provision for impairment of trade receivables is established when a loss is expected and indications that the Company will not be able to collect all amounts due in accordance with the original terms of the receivables are identified.

The Company considers a financial asset in default when contractual payments are considerably past due. However, in certain cases, the Company may also consider a financial asset to be in default when internal or external information indicates that the Company is unlikely to receive the outstanding contractual amounts in full before taking into account any credit enhancements held by the Company. A financial asset is written off when there is no reasonable expectation of recovering the contractual cash flows.

Measurement of fair value

Fair value of financial instruments actively traded are valued based on quoted prices for identical instruments. Fair value of financial instruments not actively traded are valued based on models or other valuations methodologies observable for similar instruments.

l. Inventories

Inventories include the vessels' stock of lubrication oils remaining on board at the end of the reporting period and are stated at the lower of cost or net realisable value. Cost is calculated on a first in first out (FIFO) basis. Net realisable value is based on observable market prices.

m. Accounts receivables

Trade receivables are recognised initially at fair value and subsequently measured at amortised cost. The interest factor is ignored if insignificant. A provision for impairment of trade receivables is

13



This file is sealed with a digital signature.
The seal is a guarantee for the authenticity
of the document.

Document ID:
77F09D16F9BA4D63BF3DF9A91676C94F



SKS OBO & TANKERS AS

NOTES TO THE FINANCIAL STATEMENTS

established when a loss is expected and indications that the Company will not be able to collect all amounts due in accordance with the original terms of the receivables are identified, ref note 2 k.

n. Cash and cash equivalents

Cash and cash equivalents include cash and cash deposits held at banks.

o. Equity

Ordinary shares are classified as equity. Transaction costs related to equity transactions, including any tax effect of the transaction costs, are charged directly to equity.

p. Contingent assets, liabilities and provisions

Contingent liabilities are defined as:

- Possible liabilities resulting from past events, but where its existence relies on future events
- Liabilities which are not accounted for as it is not likely that such liabilities will result in a cash outflow
- Liabilities which cannot be measured reliably.

Any major contingent liabilities are disclosed in notes to the accounts. Contingent assets will not be recorded in the accounts, but included as a note if it is likely that the Company will benefit from such assets.

Contingent liabilities and provisions are recognised in the accounts when it is deemed the Company has a lawful obligation that can be measured reliably and it is likely with a more than 50% probability that settlement will take place. Contingent liabilities and provisions are reviewed at each reporting date and adjusted to best estimate. When timing is insignificant, the liability is reported at the estimated cost of release from the liability. Otherwise, when timing is significant for the amount of the liability, the liability is recognised at fair value. Any increase over time in the amount of the liability is reported as interest costs.

q. Events after the reporting date

New information about the Company's financial standing at the reporting date is included in the financial statements. Events occurring after the reporting date that have no impact on the Company's financial position at the reporting date, but which have a significant impact on future periods, are presented in notes to the accounts.

r. Statement of cash flows

The statement of cash flows presents the total cash flow divided into operational activities, investment activities and financing activities. The statement is prepared using the indirect model and reflects the individual activities' impact on the cash reserve.

3. Related parties

In the normal course of its business, the Company has carried out a number of transactions with related parties. Related parties comprise principal owners of the Company and companies controlled by those owners, management of the Company and companies in which the Company can exercise significant influence over their management or operating policies.

a. Transactions relating to management services:

KGJS provides the Company with administrative services and charges management fees. These costs amounted to USD 0.1 mill. in 2022, compared to 1.2 mill. in 2021, recorded in the income statement as general and administrative expenses.

14



This file is sealed with a digital signature.
The seal is a guarantee for the authenticity
of the document.

Document ID:
77F09D16F9BA4D63BF3DF9A91676C94F



SKS OBO & TANKERS AS

NOTES TO THE FINANCIAL STATEMENTS

b. Transactions relating to commercial services:

The vessel was commercially operated by the related pool company SKS Pool AS (the Pool company). SKS Pool AS is a separate entity owned 100% by SKSTH. The Pool company has entered into a Pool agreement with the Company. In accordance with the agreement, the members of the Pool receives by way of hire a share of the Pool's net revenue (PNR). The PNR is arrived at by calculating the gross revenues for the year minus the expenses, including voyage related expenses and administrative expenses. The Company's share of the PNR is calculated based on the number of days the vessel has been on-hire during the year. The Pool company is obliged, by the Pool agreement, to distribute all its surplus cash, after deducting ordinary working capital, to the members of the Pool on a monthly basis.

The Company's share of the Pool company's PNR, recorded as vessel operating income in the Company's financial statements, amounts to:

For the year ended 31 December 2022			
(in US Dollar thousands)			
	LR2/Aframax	Suezmax	Total
The Company's share of PNR.....	0	1 016	1 016

For the year ended 31 December 2021			
(in US Dollar thousands)			
	LR2/Aframax	Suezmax	Total
The Company's share of PNR.....	22 340	2 615	24 955

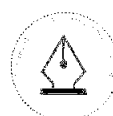
c. Receivables/payables with related parties:

For the years ended 31 December		
(in US Dollar thousands)		
	2022	2021
Receivables - current assets - shareholder.....	16 255	72 632
Receivables - current assets - sister companies.....	0	18 236
Payables - current liabilities - shareholder.....	-16 750	0
Payables - current liabilities - sister companies.....	0	-7 175
Total	- 495	83 693

Settlement of inter-company balances takes place regularly. Interest is charged based on Nibor/Libor interest rates plus a margin. The receivables relating to the Pool company is unsecured, interest free and repayable in cash on demand.

4. Vessel operating income

For the year ended 31 December 2022			
(in US Dollar thousands)			
	LR2/Aframax	Suezmax	Total
Vessel operating income, see note 3b.....	0	1 016	1 016
Total	0	1 016	1 016



This file is sealed with a digital signature. The seal is a guarantee for the authenticity of the document.

Document ID:
77F09D16F9BA4D63BF3DF0A91676C94F



SKS OBO & TANKERS AS

NOTES TO THE FINANCIAL STATEMENTS

For the year ended 31 December 2021 (in US Dollar thousands)	LR2/Aframax	Suezmax	Total
Vessel operating income, see note 3b.....	22 340	2 615	24 955
Timecharter.....	7 567	8 844	16 410
Sales gain.....	0	118	118
Total	29 907	11 576	41 483

A geographical split of vessel operating income is not presented as the ships sail on a worldwide basis.

5. Vessel related expenses

Vessel related expenses include vessel operating expenses comprising crewing cost, provisions, maintenance, insurance and management service cost.

6. General and administrative expenses

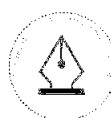
General and administrative expenses consist of expenses for administrative services delivered by KGJS, lawyers, auditors and others.

For the years ended 31 December (in US Dollar thousands)	2022	2021
Administrative services.....	128	1 175
Statutory audit fees.....	6	50
Other audit certifications.....	0	4
Legal fees.....	84	48
Miscellaneous.....	1	49
Total	219	1 326

7. Salaries, benefits and number of employees

The Company purchases all of its services from KGJS and other vessel managers and agents. Such services are covering both seagoing personnel and all administrative services. As a consequence, the Company has no employees. There is no remuneration to the Company's board members.

16



This file is sealed with a digital signature.
The seal is a guarantee for the authenticity
of the document.

Document ID:
77F09D16F9BA4D63BF3DF9A91676C94F



SKS OBO & TANKERS AS

NOTES TO THE FINANCIAL STATEMENTS

8. Tangible assets

Book value of tangible assets recognised in the balance sheet:

For the year ended 31 December 2022 (in US Dollar thousands)	
	Vessel
Acquisition cost 01.01.2022.....	103 405
Additions.....	- 10
Disposals.....	- 103 394
Acquisition cost 31.12.2022.....	0
Accumulated depreciation at 01.01.2022.....	-43 141
Depreciation for the year.....	0
Depreciation disposals.....	43 141
Accumulated depreciation at 31.12.2022.....	0
Accumulated impairment losses at 01.01.2022.....	-36 245
(Impairment losses)/Reversal impairment losses for the year.....	- 1 583
Impairment losses disposals.....	37 828
Accumulated impairment losses at 31.12.2022.....	0
Net book value 31.12.2022.....	0

	Vessel
Useful life.....	25 years
Depreciation method.....	Straight line

Periodic maintenance cost is included under vessels, depreciated straight line over a period varying from 30 to 60 months.

The Company reviewed all its cash-generating units for impairment, ref. note 2 j. An impairment loss should be recognised for the cash-generating unit if the carrying value is higher than the highest of market value and value-in-use calculation. Value-in-use calculations are made in accordance with IAS 36 and are based on the Company's best assumptions of future income and cost as well as discounting rate. Assumptions are associated with uncertainty and other parameters could generate a different value-in-use and a different outcome of the impairment assessment.

Based on the review, the Company made an impairment loss of USD 1.6 mill. on its vessel in 2022.

During 2022, the Company completed the sale of one Suezmax tankers of 159 000 dwt.

17



This file is sealed with a digital signature.
The seal is a guarantee for the authenticity
of the document.

Document ID:
77F09D16F9BA4D63BF3DF9A91676C94F



SKS OBO & TANKERS AS

NOTES TO THE FINANCIAL STATEMENTS

9. Other financial items

For the years ended 31 December		
(in US Dollar thousands)	2022	2021
Unrealised gains on financial derivatives.....	7	388
Currency gains.....	50	64
Other financial income.....	25 237	3
Total financial income	25 294	455
Unrealised losses on financial derivatives.....	0	- 346
Realised losses on financial derivatives.....	- 14	- 108
Currency losses.....	- 9 667	- 170
Other financial expenses.....	- 0	- 15 604
Total financial expenses	- 9 682	- 16 229
Net other financial items	15 612	- 15 774

10. Taxes

For the years ended 31 December		
(in US Dollar thousands)	2022	2021
Changes in deferred tax.....	5 298	-8 810
Changes in deferred tax previous year.....	140	0
Deferred tax assets expensed.....	-5 438	8 810
Total tax expense/(income)	0	0

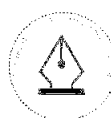
Reconciliation of nominal and effective tax rate:

For the years ended 31 December		
(in US Dollar thousands)	2022	2021
Net income/(loss) before tax.....	16 044	-91 841
Estimated tax expense (22%).....	3 530	-20 205
Difference between estimated and actual tax expense.....	-3 530	20 205
Total tax expense/(income)	0	0

Specification of differences between estimated and actual tax expense:

For the years ended 31 December		
(in US Dollar thousands)	2022	2021
Non-taxable operating result in accordance with shipping taxation..	0	15 529
Effect of shipping taxation – financial items.....	0	-4 107
Unrealised gains/losses on hedges.....	0	-27
Changes in deferred tax previous year.....	140	0
Deferred tax assets expensed.....	-5 438	8 810
Currency transactions and other permanent differences.....	1 768	0
Total difference between estimated and actual tax expense	-3 530	20 205

18



This file is sealed with a digital signature.
The seal is a guarantee for the authenticity
of the document.

Document ID:
77F09D16F9BA4D63BF3DF9A91676C94F



SKS OBO & TANKERS AS

NOTES TO THE FINANCIAL STATEMENTS

Tax calculations are based on financial statements in US Dollars converted to Norwegian Kroner using varying rates of exchange for both balance sheet and income statement. The currency transaction differences arise when converting the Norwegian kroner tax calculation to US Dollar in the specification.

The Company was registered under the Norwegian tax legislation for shipping companies until 01.01.2022.

Summary of temporary differences:

For the years ended 31 December		
(in US Dollar thousands)	2022	2021
Profit & loss account.....	- 178	0
Derivatives.....	0	- 7
Other differences.....	- 193	-215
Net temporary differences.....	- 372	- 222
Taxable deficit.....	-111 056	-130 402
Total basis for deferred tax(+)/tax assets (-)	-111 428	-130 624

For the years ended 31 December		
(in US Dollar thousands)	2022	2021
Deferred tax (+)/ tax assets (-).....	0	0
Changes in deferred tax (+)/ assets (-).....	5 438	-8 810
Non-recorded deferred tax (+)/ tax assets (-) - ordinary taxation.....	-24 514	0
Non-recorded deferred tax (+)/ tax assets (-) - shipping taxation.....	0	-28 737

Payable tax:

For the years ended 31 December		
(in US Dollar thousands)	2022	2021
Payable tax – shipping taxation.....	0	166
Total	0	166

11. Inventories

Inventories comprise mainly of vessels' stock of lubrication oils. See note 2 I.

12. Other current assets

For the years ended 31 December		
(in US Dollar thousands)	2022	2021
Prepaid expenses.....	48	0
Other receivables.....	23	2 421
Total	71	2 421



This file is sealed with a digital signature.
The seal is a guarantee for the authenticity
of the document.

Document ID:
77F09D16F9BA4D63BF3DF9A91676C94F



SKS OBO & TANKERS AS

NOTES TO THE FINANCIAL STATEMENTS

13. Cash and cash equivalents

For the years ended 31 December (in US Dollar thousands)	2022	2021
Cash in bank.....	963	14 616
Total	963	14 616

14. Share capital and shareholder information

At 31 December 2022 the share capital of the Company consists of one class of 999 996 ordinary shares at NOK 1 each.

Ownership structure	Number of shares	Share of ownership	Voting rights
SKS Tankers Holding A.S.....	999 996	100.0%	100.0%

15. Interest bearing debt

For the years ended 31 December (in US Dollar thousands)	2022	2021
Non-current interest bearing mortgage debt.....	0	0
Debt issue cost.....	0	0
Current portion interest bearing mortgage debt.....	0	15 209
Total	0	15 209

Book value of mortgaged vessel:

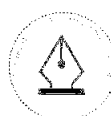
For the years ended 31 December (in US Dollar thousands)	2022	2021
Total fleet	0	24 019

During 2022, the Company completed the sale of one Suezmax tankers of 159 000 dwt. and used part of the proceeds from the transaction to repay in full the associated interest bearing debt.

16. Other current liabilities

For the years ended 31 December (in US Dollar thousands)	2022	2021
Accrued vessels related expenses.....	350	580
Other accruals.....	4	321
Total	355	900

20



This file is sealed with a digital signature.
The seal is a guarantee for the authenticity
of the document.

Document ID:
77F09D16F9BA4D63BF3DF9A91676C94F



SKS OBO & TANKERS AS

NOTES TO THE FINANCIAL STATEMENTS

17. Risk management and other hedging activities

Risk management

a. Credit risk

The Company is exposed to credit risk in the event of failure of counter-parties to meet their obligations under a trading transaction. The Company's theoretical risk is the cost of replacement at current market prices of such transactions in the event of default by counter-parties. However, counter-parties are established with high credit ratings, and management believes that the possibility of non-performance by the counter-parties is remote. The Company therefore regards its maximum exposure to credit risk as being the carrying amount of receivables and other current assets. No collateral is held as security against receivables, none of which are considered to be impaired. The Company does not believe it is exposed to any material concentrations of credit-risk.

b. Liquidity risk

The Company's strategy is to have adequate liquid assets either in form of cash and/or available credit facilities at all times.

c. Market risk

Market risk comprises interest rate- and currency risk, and other price risks. The Company has no financial derivatives of which the fair value would fluctuate because of changes in other prices.

d. Interest rate risk

The Company is exposed to interest rate risk for debt with floating interest rates.

e. Currency risk

The Company incurs immaterial operating expenses in non-USD currencies. At the reporting date the Company has no non-current monetary assets or liabilities in non-USD currencies.

Financial derivatives and hedging

The Company effectively monitors its use of financial derivatives and the risks associated with them. To mitigate credit risk the Company contracts only with high quality counterparties. In addition, the Company's hedging policy establishes the use of defined market risk limits and timely reporting.

a. Hedge accounting:

The Company does not apply hedge accounting as per 31 December 2022.

b. Fair value financial derivatives:

The fair value of financial derivatives are based upon quotations obtained from banks or brokers that the Company would receive or would have to pay if the financial derivatives had been terminated/sold at the reporting date.

The full fair value of a financial derivative is classified as a non-current asset or liability if the remaining maturity of the item is more than 12 months and, as a current asset or liability if the maturity of the item is less than 12 months.

21



This file is sealed with a digital signature.
The seal is a guarantee for the authenticity
of the document.

Document ID:
77F09D16F9BA4D63BF3DF9A91876C94F



SKS OBO & TANKERS AS

NOTES TO THE FINANCIAL STATEMENTS

Fair value

The following table presents the fair value of financial instruments:

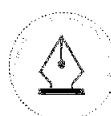
For the years ended 31 December (in US Dollar thousands)	2022	2021
Current liabilities:		
Currency contracts	0	8
Total current liabilities	0	8

18. Contingencies

The Company maintains insurance coverage for its activities consistent with industry practice. In the course of 2022 the Company has not been involved in any incidents which have resulted in material loss or liability to the Company.

19. Subsequent events

There have not been any events that would materially impact the financial statements for 2022 after 31 December 2022.



This file is sealed with a digital signature.
The seal is a guarantee for the authenticity
of the document.

Document ID:
77F09D16F9BA4D63BF3DF9A91676C94F

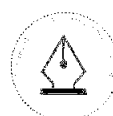


SKS OBO & TANKERS AS

STATEMENT OF CHANGES IN EQUITY

	<u>Share capital</u> <u>USD 000</u>	<u>Share premium</u> <u>USD 000</u>	<u>Other paid-in capital</u> <u>USD 000</u>	<u>Other equity</u> <u>USD 000</u>	<u>Total equity</u> <u>USD 000</u>
Equity at 31.12.2021.....	112 336	- 2 202	0	0	110 134
Net income/(loss) 2022.....	0	0	0	16 044	16 044
Share capital repayment.....	- 112 182	2 202	43 716	0	- 66 265
Dividend to owners.....	0	0	- 43 706	- 16 044	- 59 750
Equity at 31.12.2022.....	<u>154</u>	<u>0</u>	<u>9</u>	<u>0</u>	<u>163</u>

7



This file is sealed with a digital signature.
The seal is a guarantee for the authenticity
of the document.

Document ID:
77F09D16F9BA4D63BF3DF9A91876C94F



Skattedirektoratet

Saksbehandler
Rune Tystad

Dergs.dato
18.11.2011

Vår dato
28.11.2011

Telefon
977 59 464

Deres referanse
Nicholas Nunn

Vår referanse
2011/1133256

Kristian Gerhard Jebsen Skipsrederi AS
Folke Bernadottes vei 38
5147 FYLLINGSDALEN

Dispensasjon fra kravet om utarbeidelse av årsregnskap og årsberetning på norsk språk for Kristian Gerhard Jebsen Skipsrederi AS med datter- og datterdatterselskaper

Det vises til deres brev av 18. november 2011 til Finansdepartementet hvor søkes om dispensasjon fra kravet til å utarbeide årsregnskap og årsberetning på norsk språk for følgende selskapet:

Kristian Gerhard Jebsen Skipsrederi AS (konsern), org.nr. 914 530 393
KGJ Cement AS, org.nr. 892 749 132
Cement Shipinvest AS, org.nr. 987 625 295
SKS Obo & Tankers AS, org.nr. 930 197661
KGJS Tank AS, org.nr. 952 969 560
SKS Tankers Holding AS, org.nr. 993 452 009
Norship AS, org.nr. 936 101 283

Da Finansdepartementets kompetanse etter regnskapsloven § 3-4 tredje ledd annet punktum er delegert til Skattedirektoratet, er søknaden oversendt oss for behandling.

Skattedirektoratet gir på bakgrunn av en konkret helhetsvurdering Kristian Gerhard Jebsen Skipsrederi AS med datter- og datterdatterselskaper dispensasjon fra kravet til å utarbeide årsregnskap og årsberetning på norsk språk, jf. regnskapsloven § 3-4 tredje ledd.

Dispensasjonen forutsetter at engelsk språk benyttes i stedet ved utarbeidelsen, og at øvrige opplysninger som vedtaket baserer seg på, heller ikke endres vesentlig.

Bakgrunn

Kristian Gerhard Jebsen Skipsrederi AS er et internasjonalt konsern som har som hovedbeskjeftigelse å eie og drive skip herunder utføre administrative oppgaver som befraktning, operasjon og teknisk drift. Det er på telefon opplyst at selskapet er eid av Pyne Ltd med 61,2 %, Tom Dahl AS med 30,8 % og Stiftelsen Kristian Gerhard Jebsen med 8 %. Selskapene det søkes om dispensasjon for foruten morselskapet Kristian Gerhard Jebsen Skipsrederi AS, er alle direkte eller indirekte 100 % eid av morselskapet. Det er opplyst at konsernets arbeidsspråk er engelsk. Konsernet utarbeider i dag årsregnskaper både på norsk og engelsk for en rekke av sine datterselskaper. Konsernet er av internasjonal karakter innenfor skipsfart og dette innebærer at selskapet må utarbeide engelsk versjon av konsernregnskapet samt for en rekke tilhørende datterselskaper for å tilfredsstille kravene til sine bankforbindelser, kunder, leverandører etc. De norske versjonene utarbeides kun for å tilfredsstille regnskapsloven.

Postadresse

Postboks 9200 Grønland
0134 Oslo

For elektronisk henvendelse se www.skatteetaten.no

Besøksadresse

Se www.skatteetaten.no
Org. nr: 996250318

Sentralbord

800 80 000
Telefaks

22 17 08 60



Skattedirektoratets vurdering

Etter regnskapsloven § 3-4 tredje ledd skal ”årsregnskapet og årsberetningen ... være på norsk. Departementet kan ved ... enkeltvedtak bestemme at årsregnskapet og/eller årsberetningen kan være på et annet språk.”

I Ot. prp. nr. 42 (1997-1998) Om lov om årsregnskap m.v., er det uttalt følgende om regnskapslovens formål, jf. pkt. 1.1:

”Regjeringen har som siktemål at regnskapsloven skal bidra til informative regnskaper for ulike grupper av regnskapsbrukere. Regnskapsbrukerne er dels investorer og kreditorer som tilfører kapital til foretakene, og dels andre grupper som har interesse av å vite hvordan foretaket drives, f.eks. de ansatte og lokalsamfunnet. Informasjonen til kapitalmarkedet skal gi grunnlag for riktig prising av finansielle objekter. Riktig prisdannelse på aksjer er en forutsetning for at ressursbruken i samfunnsøkonomien skal bli best mulig. Gode regnskaper vil også gjøre det vanskeligere for markedsdeltakere å ta ut spekulasjonsgevinster med basis i skjevt fordelt informasjon.”

Det fremgår således at et av hovedformålene med regnskapsloven er å bidra til “*informative regnskaper for ulike grupper av regnskapsbrukere*”. Regnskapsbrukere vil omfatte, jf. uttalelsen i proposisjonen, blant andre investorer, kreditorer, ansatte og lokalsamfunnet.

Det er etter Skattedirektoratets vurdering derfor avgjørende ved vurdering av om dispensasjon fra kravet til å utarbeide årsregnskap og/eller årsberetning på norsk, at det ikke foreligger mulige brukere av regnskapsinformasjon som blir vesentlig berørt negativt ved en eventuell dispensasjon.

Som nevnt ovenfor er det særlig hensynet til brukerne av regnskapsinformasjon som skal vurderes ved en dispensasjonssøknad. I denne vurderingen har Skattedirektoratet lagt vekt på at konsernet er av internasjonal karakter innenfor skipsfart og at dette innebærer at selskapet må utarbeide engelsk versjon av konsernregnskapet samt for en rekke tilhørende datterselskaper for å tilfredsstille kravene til sine bankforbindelser, kunder, leverandører etc. Det er videre lagt vekt på at konsernets arbeidsspråk er engelsk.

Vennligst oppgi vår referanse ved henvendelser i anledning saken.

Med hilsen

Torstein Kinden Helleland
seniorrådgiver
Rettsavdelingen, foretaksskatt
Skattedirektoratet

Rune Tystad

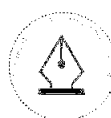


SKS OBO & TANKERS AS

STATEMENT OF CASH FLOWS

		31 December 2022	31 December 2021
	<u>Notes</u>	<u>USD 000</u>	<u>USD 000</u>
Cash flows from operating activities:			
Net income/(loss) before tax.....		16 044	-91 841
Payable tax.....	10	0	- 259
Depreciation and amortisation.....	8	0	19 889
Impairment losses/(Reversal impairment losses).....	8	1 583	66 220
Impairment losses/(Reversal impairment losses) of non-c		-25 237	14 637
Changes in inventories.....		60	676
Changes in trade debtors.....		20 148	-70 027
Changes in trade creditors.....		-1 004	-5 516
Changes in other current assets/liabilities.....	12, 16	- 8	4
Net cash provided by operating activities.....		<u>11 586</u>	<u>-66 217</u>
Cash flows from investing activities:			
Investments in tangible assets.....	8	10	-5 619
Sale of non-current assets.....		22 425	255 261
Loans to group companies.....	3	0	88 970
Net cash provided by/(used in) investing activities.....		<u>22 436</u>	<u>338 612</u>
Cash flows from financing activities:			
Loans from group companies.....	3	76 799	7 425
Repayments on interest bearing debt.....	15	-15 209	-288 143
Share capital repayment.....		-66 265	0
Dividend to owners.....		-43 000	0
Net cash provided by/(used in) financing activities.....		<u>-47 674</u>	<u>-280 718</u>
Net increase/(decrease) in cash and cash equivalents.....		-13 652	-8 324
Cash and cash equivalents at beginning of year.....		<u>14 616</u>	<u>22 939</u>
Cash and cash equivalents at end of year.....	13	<u>963</u>	<u>14 616</u>

6



This file is sealed with a digital signature.
The seal is a guarantee for the authenticity
of the document.

Document ID:
77F09D16F9BA4D63BF3DF9A91676C94F



DIRECTORS' REPORT 2022

SKS OBO & TANKERS AS (the Company)

Business summary

SKS OBO & Tankers AS (the "Company") is fully owned by SKS Tankers Holding AS, a subsidiary of Kristian Gerhard Jebsen Skipsrederi AS (KGJS). The Company is located in Bergen, Norway.

The Company sold its Suezmax tanker of 159 000 dwt. (SKS S-class) in April 2022. The vessel was commercially operated by the related pool entity SKS Pool AS ("Pool Company").

Administrative services are provided by KGJS.

Technical management was provided by OSM Bergen Tank AS.

Result

The Net income for 2022 was USD 16.0 mill. compared to a Net loss of USD 91.8 mill. in 2021. In 2021, the Company recognised an impairment loss on vessels of USD 66.2 mill.. The impairment loss on vessels in 2022 was USD 1.6 mill..

The variance between the result and the cash flow from operating activities is mainly due depreciation and impairment of non-current assets and changes in other current assets and liabilities.

The board recommends that the Company's Net income of USD 16.0 mill. is transferred to Other equity.

During 2022, Dividend to owners has been distributed in the amount of USD 43.0 mill. Furthermore, a Share capital repayment has been transferred in the amount of USD 66.3 mill.. In addition, the Board proposes a Dividend to owners of USD 16.8 mill..

Investments

Total investments in non-current assets amounted to USD 0 mill. at the end of 2022 compared to 24.0 mill. at the end of 2021.

The reduction in total investments in non-current assets is due to sale of a vessel during 2022. The Company completed the sale of its remaining Suezmax tanker of 159 000 dwt. and used part of the proceeds from the transactions to repay in full the associated interest bearing debt.

Liquidity and financing

The Company aims to have adequate liquidity in the form of cash and/or available credit facilities at all times. At the end of 2022, the cash reserve was USD 1.0 mill. The Company has currently no outstanding capital commitment.

1



This file is sealed with a digital signature.
The seal is a guarantee for the authenticity
of the document.

Document ID:
77F09D16F9BA4D63BF3DF9A91676C94F



Going concern

The annual financial statements are prepared and presented based on a going concern assumption as described in clause 3.3 in the Norwegian Accounting Act and give a true and fair view of the Company's assets and liabilities, financial position and results. Based on available cash and projected cash flow, it is the Board's opinion that the Company is in a good financial standing.

Risks

The Company applies an active approach to manage market risks, operational risks and financial risks. Risks are recognised and managed within areas like credit risk, liquidity risk, currency risk, interest rate risk, bunker price risk and other general market risks as further described in notes to the financial statements.

Hedging instruments are used in order to reduce the exposure to fluctuations in several of the above risk areas.

Quality, health, safety and environment

The Company outsourced technical management to a third party ship manager. Structured monitoring and audit processes were in place to ensure that our sub-suppliers met specific quality requirements. KGJS expects that contracted ship management suppliers maintain strong focus on vessel management following a policy based on high quality requirements. Extensive regulations, locally and internationally have become the standard requiring high quality in areas such as vessel manning, vessel operation and technical maintenance. Vessel maintenance shall be carried out continuously based on a long-term preventive maintenance program.

The vessel consumed heavy fuel oil and diesel oil. Fuel consumption was carefully monitored and measures to reduce consumption had been implemented. The Company maintained full compliance with the global 0.5% Sulphur cap since on or before the date of implementation, and monitored fuel compliance closely as part of the continuous vessel operation.

Vessel operation in general can potentially cause pollution or other incidents. Vessels owned by the Company were equipped in accordance with international rules and regulations. Vessel operation focuses on reducing risks with the use of qualified personnel and well-developed routines.

The Company has no employees.

Outlook

The global economy outlook is impacted by geopolitical risks, inflation, risk of recession, and the impact of China's termination of its zero-Covid policy. Russia's invasion of Ukraine has rapidly inflated energy and food prices, leading to cost pressures for businesses and increase in living costs for consumers in 2022. With de-escalation of the military conflict unlikely in the short term, uncertainty is expected to remain in global commodity markets throughout 2023. Furthermore, escalating tensions between the US and China could have a negative impact on international trade and global supply chains.

Global oil demand has recovered to pre-pandemic levels and is expected to grow further in 2023. Western sanctions against Russian exports of crude oil and refined oil products is expected to result in increased ton-mile demand for tankers. Fleet growth is expected to be muted in 2023 with low levels of newbuilding orders confirmed for years to come. Considering the age profile



This file is sealed with a digital signature.
The seal is a guarantee for the authenticity
of the document.

Document ID:
77F09D16F9BA4D63BF3DF9A91676C94F



of the current tanker fleet, as well as future regulatory requirements, there is potential for increased phase out of older tankers which may improve the tanker market balance.

Low fleet growth the next three years from low ordering activity and increased demolition levels, along with increased focus on environmental requirements, is expected to have a positive impact on the tanker segment. There is a limited order book - in particular from 2025, which is a disconnect with previous cycles where ordering soared after periods of positive market development. In addition, there is a potential for an increase in forced retirement due to the introduction of environmental regulations. The number of modified/retrofitted vessels to meet emissions requirements (CII) will depend on market fundamentals.

The regulations for reducing Greenhouse Gas (GHG) emissions may also have a significant impact on freight markets and trading patterns for all segments of the shipping industry. The Company is following these developments closely and considers itself well prepared to handle new environmental requirements.

Considering the highly uncertain outlook, the Company expect volatility to remain high in the tanker market.

Bergen, 8 March 2023

The board of directors of
SKS OBO & Tankers AS

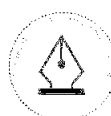
Jarle Haugsdal
Board member

Hans Peter Jebsen
Chairman

Hans Petter Høegh
Board member

Geir Bruvik Mjelde
CEO

3



This file is sealed with a digital signature.
The seal is a guarantee for the authenticity
of the document.

Document ID:
77F09D16F9BA4D63BF3DF9A91676C94F



To the General Meeting of SKS Obo & Tankers AS

Independent Auditor's Report

Opinion

We have audited the financial statements of SKS Obo & Tankers AS (the Company), which comprise the balance sheet as at 31 December 2022, the income statement, statement of comprehensive income, statement of changes in equity and statement of cash flows for the year then ended, and notes to the financial statements, including a summary of significant accounting policies.

In our opinion

- the financial statements comply with applicable statutory requirements, and
- the financial statements give a true and fair view of the financial position of the Company as at 31 December 2022, and its financial performance and its cash flows for the year then ended in accordance with simplified application of international accounting standards according to section 3-9 of the Norwegian Accounting Act.

Basis for Opinion

We conducted our audit in accordance with International Standards on Auditing (ISAs). Our responsibilities under those standards are further described in the *Auditor's Responsibilities for the Audit of the Financial Statements* section of our report. We are independent of the Company as required by relevant laws and regulations in Norway and the International Ethics Standards Board for Accountants' International Code of Ethics for Professional Accountants (including International Independence Standards) (IESBA Code), and we have fulfilled our other ethical responsibilities in accordance with these requirements. We believe that the audit evidence we have obtained is sufficient and appropriate to provide a basis for our opinion.

Other Information

The Board of Directors and the Managing Director (management) are responsible for the information in the Board of Directors' report. The other information comprises information in the annual report, but does not include the financial statements and our auditor's report thereon. Our opinion on the financial statements does not cover the information in the Board of Directors' report.

In connection with our audit of the financial statements, our responsibility is to read the Board of Directors' report. The purpose is to consider if there is material inconsistency between the Board of Directors' report and the financial statements or our knowledge obtained in the audit, or whether the Board of Directors' report otherwise appears to be materially misstated. We are required to report if there is a material misstatement in the Board of Directors' report. We have nothing to report in this regard.

Based on our knowledge obtained in the audit, it is our opinion that the Board of Directors' report

- is consistent with the financial statements and
- contains the information required by applicable statutory requirements.

Responsibilities of Management for the Financial Statements

PricewaterhouseCoopers AS, Sandviksbodene 2A, Postboks 3984 - Sandviken, NO-5835 Bergen
T: 02316, org. no.: 987 009 713 MVA, www.pwc.no
Statsautoriserte revisorer, medlemmer av Den norske Revisorforening og autorisert regnskapsførerselskap



Management is responsible for the preparation of financial statements that give a true and fair view in accordance with simplified application of International Accounting Standards according to the Norwegian Accounting Act section 3-9, and for such internal control as management determines is necessary to enable the preparation of financial statements that are free from material misstatement, whether due to fraud or error.

In preparing the financial statements, management is responsible for assessing the Company's ability to continue as a going concern, disclosing, as applicable, matters related to going concern and using the going concern basis of accounting unless management either intends to liquidate the Company or to cease operations, or has no realistic alternative but to do so.

Auditor's Responsibilities for the Audit of the Financial Statements

Our objectives are to obtain reasonable assurance about whether the financial statements as a whole are free from material misstatement, whether due to fraud or error, and to issue an auditor's report that includes our opinion. Reasonable assurance is a high level of assurance, but is not a guarantee that an audit conducted in accordance with ISAs will always detect a material misstatement when it exists. Misstatements can arise from fraud or error and are considered material if, individually or in aggregate, they could reasonably be expected to influence the economic decisions of users taken on the basis of these financial statements.

For further description of Auditor's Responsibilities for the Audit of the Financial Statements reference is made to: <https://revisorforeningen.no/revisjonsberetninger>

Bergen, 8 March 2023
PricewaterhouseCoopers AS

Fredrik Gabrielsen
State Authorised Public Accountant
(This document is signed electronically)



 Securely signed with Brevio

Revisjonsberetning

Signers:

Name	Method	Date
Gabrielsen, Fredrik	BANKID_MOBILE	2023-03-08 16:54

This document package contains:

- Closing page (this page)
- The original document(s)
- The electronic signatures. These are not visible in the document, but are electronically integrated.



This file is sealed with a digital signature.
The seal is a guarantee for the authenticity
of the document.