



ÅRSREGNSKAPET FOR REGNSKAPSÅRET 2022 - GENERELL INFORMASJON

Enheten

Organisasjonsnummer:	933 012 867
Organisasjonsform:	Aksjeselskap
Foretaksnavn:	TIETOEVRY NORWAY AS
Forretningsadresse:	Snarøyveien 30A 1360 FORNEBU

Regnskapsår

Årsregnskapets periode:	01.01.2022 - 31.12.2022
-------------------------	-------------------------

Konsern

Mørselskap i konsern:	Ja
Konsernregnskap lagt ved:	Ja

Regnskapsregler

Regler for små foretak benyttet:	Nei
Benyttet ved utarbeidelsen av årsregnskapet til selskapet:	Forenklet IFRS
Benyttet ved utarbeidelsen av årsregnskapet til konsernet:	-

Årsregnskapet fastsatt av kompetent organ

Bekreftet av representant for selskapet:	Cecilie Nordby
Dato for fastsettelse av årsregnskapet:	29.06.2023

Grunnlag for avgivelse

År 2022: Årsregnskapet er elektronisk innlevert
År 2021: Tall er hentet fra elektronisk innlevert årsregnskap fra 2022

Det er ikke krav til at årsregnskapet m.v. som sendes til Regnskapsregisteret er undertegnet. Kontrollen på at dette er utført ligger hos revisor/enhetens øverste organ. Sikkerheten ivaretas ved at innsender har rolle/rettighet for innsending av årsregnskapet via Altinn, og ved at det bekreftes at årsregnskapet er fastsatt av kompetent organ.

Brønnøysundregistrene, 02.08.2024



Resultatregnskap

Beløp i: NOK	Note	2022	2021
RESULTATREGNSKAP			
Inntekter			
Salgsinntekt	2	8 829 834 000	8 568 800 000
Annen driftsinntekt	2	659 751 000	422 952 000
Sum inntekter		9 489 585 000	8 991 752 000
Kostnader			
Varekostnad	15	4 632 398 000	4 251 495 000
Lønnskostnad	3,4	3 163 068 000	3 373 377 000
Avskrivning på varige driftsmidler og immaterielle eiendeler	5,7	259 394 000	271 701 000
Nedskrivning av varige driftsmidler og immaterielle eiendeler	5	0	22 213 000
Annen driftskostnad	3,14	1 037 589 000	747 565 000
Sum kostnader		9 092 449 000	8 666 351 000
Driftsresultat		397 136 000	325 401 000
Finansinntekter og finanskostnader			
Annen finansinntekt	15	197 169 000	253 562 000
Sum finansinntekter		197 169 000	253 562 000
Rentekostnad til foretak i samme konsern		30 295 000	14 607 000
Annen finanskostnad	15	110 561 000	94 456 000
Sum finanskostnader		140 856 000	109 063 000
Netto finans		56 313 000	144 499 000
Ordinært resultat før skattekostnad		453 449 000	469 900 000
Skattekostnad på ordinært resultat	10	103 026 000	88 016 000
Ordinært resultat etter skattekostnad		350 423 000	381 884 000
Årsresultat		350 423 000	381 884 000
Andre resultatkomponenter for IFRS-foretak		8 256 000	1 598 000
Sum resultatkomponenter for IFRS-foretak		8 256 000	1 598 000
Totalresultat		358 679 000	383 482 000



Balanse

Beløp i: NOK	Note	2022	2021
BALANSE - EIENDELER			
Anleggsmidler			
Immaterielle eiendeler			
Utvikling		1 644 804 000	1 600 218 000
Konsesjoner, patenter, lisenser, varemerker og lignende rettigheter		34 338 000	34 323 000
Utsatt skattefordel	10	0	99 223 000
Goodwill		2 625 175 000	2 625 175 000
Sum immaterielle eiendeler		4 304 317 000	4 358 939 000
Varige driftsmidler			
Bruksretteiendeler	7	587 945 000	735 884 000
Driftsløsøre, inventar, verktøy, kontormaskiner og lignende	5	147 643 000	159 630 000
Sum varige driftsmidler		735 588 000	895 514 000
Finansielle anleggsmidler			
Investering i datterselskap	11	605 031 000	605 031 000
Investeringer i tilknyttet selskap	11	48 477 000	48 477 000
Investeringer i aksjer og andeler		338 000	338 000
Andre fordringer	9	127 571 000	232 750 000
Sum finansielle anleggsmidler		781 417 000	886 596 000
Sum anleggsmidler		5 821 322 000	6 141 049 000
Omløpsmidler			
Varer			
Varer		50 000	35 000
Sum varer		50 000	35 000
Fordringer			
Kundefordringer	9,16	1 136 322 000	1 073 862 000
Andre fordringer	9,17	1 950 994 000	1 432 170 000
Sum fordringer		3 087 316 000	2 506 032 000
Bankinnskudd, kontanter og lignende			
Bankinnskudd, kontanter og lignende		45 902 000	53 953 000



Balanse

Beløp i: NOK	Note	2022	2021
Sum bankinnskudd, kontanter og lignende		45 902 000	53 953 000
Sum omløpsmidler		3 133 268 000	2 560 020 000
SUM EIENDELER		8 954 590 000	8 701 069 000
BALANSE - EGENKAPITAL OG GJELD			
Egenkapital			
Innskutt egenkapital			
Selskapskapital	12	99 049 000	99 049 000
Annen innskutt egenkapital		1 032 249 000	1 032 249 000
Sum innskutt egenkapital		1 131 298 000	1 131 298 000
Opptjent egenkapital			
Annen egenkapital		3 577 080 000	2 976 926 000
Sum opptjent egenkapital		3 577 080 000	2 976 926 000
Sum egenkapital		4 708 378 000	4 108 224 000
Gjeld			
Langsiktig gjeld			
Pensjonsforpliktelser	4	278 030 000	286 907 000
Utsatt skatt	10	70 140 000	0
Kontraktforpliktelser		168 959 000	272 456 000
Sum avsetninger for forpliktelser		517 129 000	559 363 000
Annen langsiktig gjeld			
Øvrig langsiktig gjeld		26 779 000	58 593 000
Bruksrettforpliktelser	8	567 329 000	717 805 000
Sum annen langsiktig gjeld		594 108 000	776 398 000
Sum langsiktig gjeld		1 111 237 000	1 335 761 000
Kortsiktig gjeld			
Leverandørgjeld	9	998 229 000	1 104 246 000
Skyldige offentlige avgifter		288 153 000	275 662 000
Annen kortsiktig gjeld	9,18,1	1 737 939 000	1 734 060 000



Balanse

Beløp i: NOK	Note	2022	2021
	9		
Bruksrettforpliktelse		110 654 000	143 116 000
Sum kortsiktig gjeld		3 134 975 000	3 257 084 000
Sum gjeld		4 246 212 000	4 592 845 000
SUM EGENKAPITAL OG GJELD		8 954 590 000	8 701 069 000



Brønnøysundregistrene

ÅRSREGNSKAP FOR REGNSKAPSÅRET 2022 - GENERELL INFORMASJON

Journalnummer: 2023 718701

Enheten

Organisasjonsnummer: 933 012 867
Organisasjonsform: Aksjeselskap
Foretaksnavn: TIETOEVRVY NORWAY AS
Forretningsadresse: Snarøyveien 30A
1360 FORNEBU

Regnskapsår

Årsregnskapets periode: 01.01.2022 - 31.12.2022

Konsern

Morselskap i konsern: Ja
Konsernregnskap lagt ved: Ja

Regnskapsregler

Regler for små foretak benyttet: Nei
Benyttet ved utarbeidelsen av
årsregnskapet til selskapet: Forenklet IFRS
Benyttet ved utarbeidelsen av
årsregnskapet til konsernet: -

Årsregnskapet fastsatt av kompetent organ

Bekreftet av representant for selskapet: Cecilie Nordby
Dato for fastsettelse av årsregnskapet: 29.06.2023

Grunnlag for avgivelse

År 2022: Årsregnskap er elektronisk innlevert.
År 2021: Tall er hentet fra elektronisk innlevert årsregnskap fra 2022.

Det er ikke krav til at årsregnskapet m.v. som sendes til Regnskapsregisteret er undertegnet. Kontrollen på at dette er utført ligger hos revisor/enhetens øverste organ. Sikkerheten ivaretas ved at innsender har rolle/rettighet for innsending av årsregnskapet via Altinn, og ved at det bekreftes at årsregnskapet er fastsatt av kompetent organ.

Brønnøysundregistrene, 31.08.2023



Organisasjonsnr: 933 012 867
TIETOEVRY NORWAY AS

RESULTATREGNSKAP

Beløp i: NOK	Note	2022	2021
RESULTATREGNSKAP			
Inntekter			
Salgsinntekt	2	8 829 834 000	8 568 800 000
Annen driftsinntekt	2	659 751 000	422 952 000
Sum inntekter		9 489 585 000	8 991 752 000
Kostnader			
Varekostnad	15	4 632 398 000	4 251 495 000
Lønnskostnad	3,4	3 163 068 000	3 373 377 000
Avskrivning på varige driftsmidler og immaterielle eiendeler	5,7	259 394 000	271 701 000
Nedskrivning av varige driftsmidler og immaterielle eiendeler	5	0	22 213 000
Annen driftskostnad	3,14	1 037 589 000	747 565 000
Sum kostnader		9 092 449 000	8 666 351 000
Driftsresultat		397 136 000	325 401 000
Finansinntekter og finanskostnader			
Annen finansinntekt	15	197 169 000	253 562 000
Sum finansinntekter		197 169 000	253 562 000
Rentekostnad til foretak i samme konsern		30 295 000	14 607 000
Annen finanskostnad	15	110 561 000	94 456 000
Sum finanskostnader		140 856 000	109 063 000
Netto finans		56 313 000	144 499 000
Ordinært resultat før skattekostnad			
Skattekostnad på ordinært resultat	10	103 026 000	88 016 000
Ordinært resultat etter skattekostnad		350 423 000	381 884 000
Årsresultat		350 423 000	381 884 000
Andre resultatkomponenter for IFRS-foretak			
Sum resultatkomponenter for IFRS-foretak		8 256 000	1 598 000
Totalresultat		358 679 000	383 482 000



Organisasjonsnr: 933 012 867
TIETOEVRY NORWAY AS

BALANSE

Beløp i: NOK	Note	2022	2021
BALANSE - EIENDELER			
Anleggsmidler			
Immaterielle eiendeler			
Utvikling		1 644 804 000	1 600 218 000
Konsesjoner, patenter, lisenser, varemerker og lignende rettigheter		34 338 000	34 323 000
Utsatt skattefordel	10	0	99 223 000
Goodwill		2 625 175 000	2 625 175 000
Sum immaterielle eiendeler		4 304 317 000	4 358 939 000
Varige driftsmidler			
Bruksretteieendeler	7	587 945 000	735 884 000
Driftsløsøre, inventar, verktøy, kontormaskiner og lignende	5	147 643 000	159 630 000
Sum varige driftsmidler		735 588 000	895 514 000
Finansielle anleggsmidler			
Investering i datterselskap	11	605 031 000	605 031 000
Investeringer i tilknyttet selskap	11	48 477 000	48 477 000
Investeringer i aksjer og andeler		338 000	338 000
Andre fordringer	9	127 571 000	232 750 000
Sum finansielle anleggsmidler		781 417 000	886 596 000
Sum anleggsmidler		5 821 322 000	6 141 049 000
Omløpsmidler			
Varer			
Varer		50 000	35 000
Sum varer		50 000	35 000
Fordringer			
Kundefordringer	9,16	1 136 322 000	1 073 862 000
Andre fordringer	9,17	1 950 994 000	1 432 170 000
Sum fordringer		3 087 316 000	2 506 032 000
Bankinnskudd, kontanter og lignende			
Bankinnskudd, kontanter og lignende		45 902 000	53 953 000
Sum bankinnskudd, kontanter og lignende		45 902 000	53 953 000
Sum omløpsmidler		3 133 268 000	2 560 020 000



SUM EIENDELER		8 954 590 000	8 701 069 000
BALANSE - EGENKAPITAL OG GJELD			
Egenkapital			
Innskutt egenkapital			
Selskapskapital	12	99 049 000	99 049 000
Annen innskutt egenkapital		1 032 249 000	1 032 249 000
Sum innskutt egenkapital		1 131 298 000	1 131 298 000
Opptjent egenkapital			
Annen egenkapital		3 577 080 000	2 976 926 000
Sum opptjent egenkapital		3 577 080 000	2 976 926 000
Sum egenkapital		4 708 378 000	4 108 224 000
Gjeld			
Langsiktig gjeld			
Pensjonsforpliktelser	4	278 030 000	286 907 000
Utsatt skatt	10	70 140 000	0
Kontraktforpliktelser		168 959 000	272 456 000
Sum avsetninger for forpliktelser		517 129 000	559 363 000
Annen langsiktig gjeld			
Øvrig langsiktig gjeld		26 779 000	58 593 000
Bruksrettforpliktelser	8	567 329 000	717 805 000
Sum annen langsiktig gjeld		594 108 000	776 398 000
Sum langsiktig gjeld		1 111 237 000	1 335 761 000
Kortsiktig gjeld			
Leverandørgjeld	9	998 229 000	1 104 246 000
Skyldige offentlige avgifter		288 153 000	275 662 000
Annen kortsiktig gjeld	9,18,19	1 737 939 000	1 734 060 000
Bruksrettforpliktelse		110 654 000	143 116 000
Sum kortsiktig gjeld		3 134 975 000	3 257 084 000
Sum gjeld		4 246 212 000	4 592 845 000
SUM EGENKAPITAL OG GJELD		8 954 590 000	8 701 069 000



Organisasjonsnr: 933 012 867
TIETOEVRY NORWAY AS

NOTEOPPLYSNINGER - SELSKAP - alle poster oppgitt i hele tall

Note
1

Regnskapsprinsipper

Note
3

Antall årsverk i regnskapsåret
3000.00

Note
3

Spesifisering av resultatregnskapet

Lønnskostnader

<u>Lønn</u>	<u>Årets</u>	<u>Fjorårets</u>
	2472169000.00	2239847000.00
<u>Folketrygdavgift</u>	<u>Årets</u>	<u>Fjorårets</u>
	402061000.00	333291000.00
<u>Pensjonskostnader</u>	<u>Årets</u>	<u>Fjorårets</u>
	192328000.00	172674000.00
<u>Andre ytelser</u>	<u>Årets</u>	<u>Fjorårets</u>
	96509000.00	423677000.00
<u>Sum lønnskostnader</u>	<u>Årets</u>	<u>Fjorårets</u>
	3163068000.00	3169489000.00

Note

Ekstraordinære inntekter og kostnader

Sum Beløp

Balanseført verdi 31.12. Varige driftsmidler Immaterielle eiend.

Konsernregnskap



Deloitte.

Deloitte AS
Dronning Eufemias gate 14
Postboks 221 Sentrum
NO-0103 Oslo
Norway

Tel: +47 23 27 90 00
www.deloitte.no

Til generalforsamlingen i TietoEvry Norway AS

UAVHENGIG REVISORS BERETNING

Konklusjon

Vi har revidert årsregnskapet for TietoEvry Norway AS som består av balanse per 31. desember 2022, resultatregnskap, utvidet resultatregnskap, oppstilling over endringer i egenkapital og kontantstrømpoppstilling for regnskapsåret avsluttet per denne datoen og noter til årsregnskapet, herunder et sammendrag av viktige regnskapsprinsipper.

Etter vår mening

- oppfyller årsregnskapet gjeldende lovkrav, og
- gir årsregnskapet et rettviseende bilde av selskapets finansielle stilling per 31. desember 2022, og av disse resultatene og kontantstrømmer for regnskapsåret avsluttet per denne datoen i samsvar med forenklet anvendelse av internasjonale regnskapsstandarder etter regnskapsloven § 3–9.

Grunnlag for konklusjonen

Vi har gjennomført revisjonen i samsvar med International Standards on Auditing (ISA-ene). Våre oppgaver og plikter i henhold til disse standardene er beskrevet nedenfor under *Revisors oppgaver og plikter ved revisjonen av årsregnskapet*. Vi er uavhengige av selskapet i samsvar med kravene i relevante lover og forskrifter i Norge og International Code of Ethics for Professional Accountants (inkludert internasjonale uavhengighetsstandarder) utstedt av International Ethics Standards Board for Accountants (IESBA-reglene), og vi har overholdt våre øvrige etiske forpliktelser i samsvar med disse kravene. Innhentet revisjonsbevis er etter vår vurdering tilstrekkelig og hensiktsmessig som grunnlag for vår konklusjon.

Øvrig informasjon

Styret og daglig leder (ledelsen) er ansvarlige for informasjonen i årsberetningen. Øvrig informasjon omfatter informasjon i årsrapporten bortsett fra årsregnskapet og den tilhørende revisjonsberetningen. Vår konklusjon om årsregnskapet ovenfor dekker ikke informasjonen i årsberetningen.

I forbindelse med revisjonen av årsregnskapet er det vår oppgave å lese årsberetningen. Formålet er å vurdere hvorvidt det foreligger vesentlig inkonsistens mellom årsberetningen og årsregnskapet og den kunnskap vi har opparbeidet oss under revisjonen av årsregnskapet, eller hvorvidt informasjon i årsberetningen ellers fremstår som vesentlig feil. Vi har plikt til å rapportere dersom årsberetningen fremstår som vesentlig feil. Vi har ingenting å rapportere i så henseende.

Basert på kunnskapen vi har opparbeidet oss i revisjonen, mener vi at årsberetningen

- er konsistent med årsregnskapet og
- inneholder de opplysninger som skal gis i henhold til gjeldende lovkrav.

Ledelsens ansvar for årsregnskapet

Ledelsen er ansvarlig for å utarbeide årsregnskapet og for at det gir et rettviseende bilde i samsvar med forenklet anvendelse av internasjonale regnskapsstandarder etter regnskapsloven § 3–9. Ledelsen er også ansvarlig for slik internkontroll som den finner nødvendig for å kunne utarbeide et regnskap som ikke inneholder vesentlig feilinformasjon, verken som følge av misligheter eller utilsiktede feil.

Deloitte refers to one or more of Deloitte Touche Tohmatsu Limited ("DTTL"), its global network of member firms, and their related entities (collectively, the "Deloitte organization"). DTTL (also referred to as "Deloitte Global") and each of its member firms and related entities are legally separate and independent entities, which cannot obligate or bind each other in respect of third parties. DTTL and each DTTL member firm and related entity is liable only for its own acts and omissions, and not those of each other. DTTL does not provide services to clients. Please see www.deloitte.no to learn more.

© Deloitte AS

Registrert i Foretaksregisteret Medlemmer av Den norske Revisorforening
Organisasjonsnummer: 980 211 282

Perneo Dokumentnrøkkeid: G4CHG-YOWZT-P7QTK-WJPPX-STYGA-UVDG/



Deloitte.

side 2
Uavhengig revisors beretning -
TietoEvry Norway AS

Ved utarbeidelsen av årsregnskapet må ledelsen ta standpunkt til selskapets evne til fortsatt drift og opplyse om forhold av betydning for fortsatt drift. Forutsetningen om fortsatt drift skal legges til grunn for årsregnskapet med mindre ledelsen enten har til hensikt å avvikle selskapet eller legge ned virksomheten, eller ikke har noe realistisk alternativ til dette.

Revisors oppgaver og plikter ved revisjonen av årsregnskapet

Vårt mål er å oppnå betryggende sikkerhet for at årsregnskapet som helhet ikke inneholder vesentlig feilinformasjon, verken som følge av misligheter eller utilsiktede feil, og å avgi en revisjonsberetning som inneholder vår konklusjon. Betryggende sikkerhet er en høy grad av sikkerhet, men ingen garanti for at en revisjon utført i samsvar med ISA-ene, alltid vil avdekke vesentlig feilinformasjon. Feilinformasjon kan oppstå som følge av misligheter eller utilsiktede feil. Feilinformasjon er å anse som vesentlig dersom den enkeltvis eller samlet med rimelighet kan forventes å påvirke de økonomiske beslutningene som brukerne foretar på grunnlag av årsregnskapet.

Som del av en revisjon i samsvar med ISA-ene, utøver vi profesjonelt skjønn og utviser profesjonell skepsis gjennom hele revisjonen. I tillegg:

- identifiserer og vurderer vi risikoen for vesentlig feilinformasjon i regnskapet, enten det skyldes misligheter eller utilsiktede feil. Vi utformer og gjennomfører revisjonshandlinger for å håndtere slike risikoer, og innhenter revisjonsbevis som er tilstrekkelig og hensiktsmessig som grunnlag for vår konklusjon. Risikoen for at vesentlig feilinformasjon som følge av misligheter ikke blir avdekket, er høyere enn for feilinformasjon som skyldes utilsiktede feil, siden misligheter kan innebære samarbeid, forfalskning, bevisste utelatelser, uriktige fremstillinger eller overstyring av internkontroll.
- opparbeider vi oss en forståelse av intern kontroll som er relevant for revisjonen, for å utforme revisjonshandlinger som er hensiktsmessige etter omstendighetene, men ikke for å gi uttrykk for en mening om effektiviteten av selskapets interne kontroll.
- evaluerer vi om de anvendte regnskapsprinsippene er hensiktsmessige og om regnskapsestimaterne og tilhørende noteopplysninger utarbeidet av ledelsen er rimelige.
- konkluderer vi på om ledelsens bruk av fortsatt drift-forutsetningen er hensiktsmessig, og, basert på innhentede revisjonsbevis, hvorvidt det foreligger vesentlig usikkerhet knyttet til hendelser eller forhold som kan skape tvil av betydning om selskapets evne til fortsatt drift. Dersom vi konkluderer med at det eksisterer vesentlig usikkerhet, kreves det at vi i revisjonsberetningen henleder oppmerksomheten på tilleggsopplysningene i årsregnskapet, eller, dersom slike tilleggsopplysninger ikke er tilstrekkelige, at vi modifiserer vår konklusjon. Våre konklusjoner er basert på revisjonsbevis innhentet frem til datoen for revisjonsberetningen. Etterfølgende hendelser eller forhold kan imidlertid medføre at selskapet ikke kan fortsette driften.
- evaluerer vi den samlede presentasjonen, strukturen og innholdet i årsregnskapet, inkludert tilleggsopplysningene, og hvorvidt årsregnskapet gir uttrykk for de underliggende transaksjonene og hendelsene på en måte som gir et rettviseende bilde.

Vi kommuniserer med styret blant annet om det planlagte innholdet i og tidspunkt for revisjonsarbeidet og eventuelle vesentlige funn i revisjonen, herunder vesentlige svakheter i intern kontroll som vi avdekker gjennom revisjonen.

Oslo, 29. juni 2023
Deloitte

Stian Jilg-Scherven
statsautorisert revisor

Penneo Dokumentnrøkkeid: G4CHG-Y0WZT-P7QTK-WJPPX-STYGA-UVDG/



PENNEO

Signaturene i dette dokumentet er juridisk bindende. Dokument signert med "Penneo™ - sikker digital signatur".
De signerende parter sin identitet er registrert, og er listet nedenfor.

"Med min signatur bekrefter jeg alle datoer og innholdet i dette dokument."

Stian Jilg-Scherven

Statsautorisert revisor

Serienummer: 9578-5999-4-1167624

IP: 77.16.xxx.xxx

2023-06-30 10:40:56 UTC



Penneo Dokumentnøkkel: GdCHG-Y0WZT-P7QTK-WJPPX-STYGA-UVDGJ

Dokumentet er signert digitalt, med **Penneo.com**. Alle digitale signatur-data i dokumentet er sikret og validert av den datamaskin-utregnede hash-verdien av det opprinnelige dokument. Dokumentet er låst og tids-stemplet med et sertifikat fra en betrodd tredjepart. All kryptografisk bevis er integrert i denne PDF, for fremtidig validering (hvis nødvendig).

Hvordan bekrefter at dette dokumentet er originalen?

Dokumentet er beskyttet av ett Adobe CDS sertifikat. Når du åpner dokumentet i

Adobe Reader, skal du kunne se at dokumentet er sertifisert av **Penneo e-signature service** <penneo@penneo.com>. Dette garanterer at innholdet i dokumentet ikke har blitt endret.

Det er lett å kontrollere de kryptografiske beviser som er lokalisert inne i dokumentet, med Penneo validator - <https://penneo.com/validator>



DocuSign Envelope ID: DC6A51F0-DE87-4C0F-B689-ADD12B53DCDE

Tietoevry Norway AS

Årsrapport for 2022

Årsberetning

Årsregnskap

- Oppstilling av totalresultat
- Oppstilling av finansiell stilling
- Oppstilling av kontantstrømmer
- Oppstilling av endringer i egenkapital
- Noter

Revisjonsberetning



DocuSign Envelope ID: DC6A51F0-DE87-4C0F-B689-ADD12B53DCDE

Tietoevry Norway AS

Årsberetning 2022

Tietoevry Norway AS

Adresse: Snarøyveien 30A, 1360 FORNEBU

Org.nr: 933012867 MVA

Virksomhetens art

Tietoevry Norway AS' hovedvirksomhet er utvikling og salg av programvare og IT-løsninger, sentral og desentral drift av datasystemer, outsourcingtjenester, samt tjenester knyttet til datakommunikasjon, datasikkerhet og elektronisk publisering.

Selskapet har, siden januar 2022, definert seks virksomheter basert på produkt og tjenester som selskapet leverer. Forretningsområdene er Create, Transform, Connect, Banking, Care og Industry.

Virksomheten Create

Virksomheten retter seg mot kundenes digitale behov for å skape konkurransedyktige produkter og datadrevne virksomheter ved å bruke design, data og skyteknologier.

Virksomheten Transform

Transformasjon av kundenes forretningsprosesser, applikasjoner og infrastruktur danner grunnlaget for denne virksomheten.

Virksomheten Connect

Virksomheten leverer multisky-plattformer og et komplett utvalg av infrastrukturalternativer.

Virksomheten Banking

Denne virksomheten har som mål å være markedsledende partner for finansielle programvareprodukter, plattformer og tjenester.

Virksomheten Care

Virksomheten retter seg mot helse- og sosialsektoren med modulær, åpen og interoperasjonell programvare

Virksomheten Industry

Dette er en omfattende portefølje av markedsledende data- og programvareløsninger innenfor flere ulike sektorer; inkludert offentlig sektor og tremasse- og papirindustrien.

Økonomi/Finans

Tietoevry Norway AS hadde i 2022 samlede driftsinntekter på NOK 9 489,6 millioner mot NOK 8 991,8 millioner i 2021.

Driftsresultatet (EBIT) ble i 2022 NOK 397,2 millioner mot NOK 325,4 millioner i 2021. Netto finansposter utgjorde i 2022 NOK 56,3 millioner mot NOK 144,5 millioner i 2021. Resultat før skatt ble i 2022 NOK 453,5 millioner mot NOK 469,9 millioner i 2021.

Selskapets totalkapital beløp seg til NOK 8 954,6 millioner per 31. desember 2022, en økning fra NOK 8 701,1 millioner per 31. desember 2021. Sum anleggsmidler utgjorde NOK 5 821,3 per 31. desember 2022, hvorav goodwill utgjorde NOK 2 625,2 millioner som tilsvarer 45,1 %. Ved utløpet av 2021 var anleggsmidler

Side 2



DocuSign Envelope ID: DC6A51F0-DE87-4C0F-B689-ADD12B53DCDE

Tietoevry Norway AS

NOK 6 141,0 millioner, hvorav goodwill utgjorde 42,7 %.

Selskapets egenkapital var NOK 4 709,0 millioner per 31. desember 2022, tilsvarende en egenkapitalandel på 52,6 %. Egenkapitalandelen ved utgangen av 2021 var 47,2 %.

Operasjonell kontantstrøm var i 2022 NOK 395,6 millioner mot NOK 561,6 millioner i 2021. Reduksjonen skyldes i hovedsak reduksjon av leverandørgjeld. Forskjellen mellom driftsresultat og operasjonell kontantstrøm skyldes i hovedsak av- og nedskrivninger. Selskapets likviditetsreserve var NOK 875,8 millioner per 31. desember 2022, medregnet selskapets fordring på konsernkonto på MNOK 829,9. Selskapets likvide situasjon ved utgangen av året vurderes å være meget god.

Investeringer i varige driftsmidler og egenutviklet software var NOK 161,4 millioner i 2022 sammenlignet NOK 416,9 millioner i 2021. Investeringer i egenutviklet software utgjorde NOK 91,8 millioner i 2022 som var en reduksjon fra NOK 354,6 millioner i 2021. Investeringene er i hovedsak knyttet til utvikling av nye kjernebank- og betalingsløsninger, bygget på industristandarder som ISO 20022, SOA og BIAN og tilrettelagt for et internasjonalt marked. Øvrig utviklingsarbeid i selskapet er knyttet til kundespesifikke prosjekter. Inntektene knyttet til disse prosjektene overstiger utviklingskostnadene.

Netto kontantstrøm fra finansieringsaktiviteter i 2022 var NOK -242,3 millioner. I 2021 var den -633,9, dette skyldtes reklassifisering av fordring på konsernkonto fra kontantbeholdning til fordringer.

Risikoforhold

Tietoevry Norway AS omsetter hovedsakelig i norske kroner, slik at valutarisikoen anses som liten.

Selskapet har løpende rapportering og analyse av risikoeksponeringen og benytter et eget system, Archer, for oppfølging av risikoarbeidet i det enkelte forretningsområde. Det legges vekt på gjennomføring av tiltak som reduserer selskapets samlede risikoeksponering. Gjennom dette arbeidet får ledelsen løpende rapportering på utviklingen i risiko. Det er tegnet forsikring for styrets medlemmer og daglig leder for deres mulige ansvar overfor selskapet.

Organisasjon, arbeidsforhold og miljø

Selskapet driver sin virksomhet i Norge, med hovedkontor på Fornebu i Bærum. Selskapet er også lokalisert en rekke andre steder i Norge.

Retningslinjer for etikk og samfunnsansvar

Tietoevrys forretningsetiske retningslinjer (Tietoevry Code of Conduct) setter rammer for hvordan hver og en skal forholde seg til kunder og samarbeidspartnere, hvordan man skal medvirke til et godt og inkluderende arbeidsfellesskap, sikre mangfold og bidra til en god miljøstandard. Retningslinjene er tilgjengelige på konsernets hjemmeside og på konsernets interne kanaler. Alle medarbeidere signerer de forretningsetiske retningslinjene årlig. I tillegg stiller selskapet tilsvarende krav til leverandører gjennom leverandøretiske retningslinjer (Supplier Code Principles).

Tietoevrys forretningsetiske retningslinjer gjelder for alle, herunder styremedlemmer, ledere, medarbeidere, innleide konsulenter, og andre som opptrer på vegne av selskapet. De gjelder også for konsernets datterselskaper. Det er linjeledelsens ansvar å gjøre disse retningslinjene kjent og sørge for etterlevelse. Som medarbeider i, eller i tilknytning til Tietoevry, er man pliktig til å sette seg inn i og overholde retningslinjene.

Arbeidsmiljø og medarbeidertilfredshet

Arbeidsmiljøet i konsernet vurderes til å være godt. Dette gjenspeiles i medarbeiderundersøkelser som gjennomføres flere ganger per år.

Sentrale temaer i medarbeidermålingen er arbeidsmiljøet, ansattes motivasjon, engasjement, ledelse og



DocuSign Envelope ID: DC6A51F0-DE87-4C0F-B689-ADD12B53DCDE

Tietoevry Norway AS

etterlevelse av selskapets verdier. Resultatene fra medarbeiderundersøkelsen benyttes som grunnlag for konkrete forbedringstiltak i de ansatte sine handlingsplaner. Selskapet legger vekt på at alle ledere skal gjennomføre medarbeidersamtale med hver av sine ansatte, samt etablere årlige kompetanse- og utviklingsplaner for den enkelte.

Sykefravær og ulykker

Selskapet arbeider systematisk og langsiktig med helse, miljø og sikkerhet. Innsatsen rettes først og fremst mot forebyggende arbeid slik at sykefraværet holdes lavest mulig og at skade på liv og helse, miljø og materielle verdier unngås.

Sykefraværet utgjorde 4,3% i 2022, mot 3,2% året før. Det arbeides systematisk og godt med både fysisk og psykososialt arbeidsmiljø og det arbeides kontinuerlig med å profesjonalisere sykefraværsoppfølgingen. Det omfatter bedre og mer støtte til ledere gjennom elektroniske og automatiserte løsninger og direkte bistand fra bedriftshelsetjenesten tidlig i medarbeiderens sykefravær. På den måten sikres tidlig innsats med god administrativ, arbeidsmiljø- og helsefaglig bistand til ledere og medarbeidere. Det har blitt lagt ned godt brannforebyggende arbeid både organisatorisk og bygningsteknisk. Risikoen for akutte skader er svært lav.

Inkluderende arbeidsliv

Selskapet tilstreber et godt og inkluderende arbeidsfellesskap fritt for diskriminering, det være seg med opphav i religion, hudfarge, kjønn, seksuell legning, alder, nasjonal eller etnisk opprinnelse eller funksjonshemming.

Selskapet har inngått avtale om Inkluderende Arbeidsliv for å styrke fokusert på arbeidsmiljøtiltak og sykefraværarbeid og mangfold.

Likestilling og demografi

Kvinnelige medarbeidere utgjør 36 % av hele arbeidsstokken. Kvinnelige og mannlige arbeidstakere fyller like stillinger. Blant mellomlederne er kvinneandelen 28 %. Antall mellomledere er totalt 285, fordelt på 81 kvinner og 204 menn. De kvinnelige mellomledernes prosentmessige andel av mannlige mellomlederes lønn er i gjennomsnitt 93. Øvrige ansatte utgjør 2 713 ansatte, herav 998 kvinner og 1 715 menn. De kvinnelige ansattes prosentmessige andel av mannlige ansattes lønn er i gjennomsnitt 92,5% for mellomledere og 96,1% for øvrige ansatte.

Det er ikke identifisert vesentlige forskjeller i lønn mellom kvinner og menn innenfor ulike stillingsnivåer. Lønnsforskjeller reflekteres hovedsakelig som følge av erfaring og ansvar.

Det er innarbeidet personalmessige retningslinjer slik at det ikke forekommer forskjellsbehandling grunnet kjønn i saker som lønn, avansement og rekruttering. For øvrig legges det ved rekruttering vekt på å tiltrekke seg godt kvalifiserte medarbeidere av begge kjønn.

Bedriften har et begrenset antall deltidsstillinger. Omfanget av ufrivillig deltid blant kvinner og menn gjennomgås hvert år.

Menneskerettigheter

Selskapet omfattes av Åpenhetsloven av juli 2022, som plikter å sikre grunnleggende menneskerettigheter og anstendige arbeidsforhold. Konsernets aktsomhetsvurdering, se side 66-68 i Sustainability Report 2022, er tilgjengelig på tietoevry.com/en/sustainability.



DocuSign Envelope ID: DC6A51F0-DE87-4C0F-B689-ADD12B53DCDE

Tietoevry Norway AS

Kompetanseutvikling

Som kompetansebedrift er selskapet opptatt av å gi sine medarbeidere og ledere mulighet for en konkurransedyktig kompetanse- og karriereutvikling, til nytte for både bedriften og den enkelte ansatte. Dette innebærer en planmessig, målrettet og systematisk prosess for å utvikle de ansattes kunnskaper, ferdigheter og holdninger i samsvar med konsernets mål og strategier. Dette gjøres gjennom daglige arbeidsoppgaver, faglige utfordringer og gjennom spesifikke kompetansehevende program og sertifiseringer. Tietoevrys fagnettverk er sentrale for deling av erfaringer, utvikling av kompetanse og metodikk innen de ulike fagområdene.

Gjennom regelmessige medarbeidersamtaler planlegger alle medarbeidere sine mål for arbeid, personlig og faglig utvikling og sertifiseringer. Planene for vedlikehold og videreutvikling av kompetanse påvirkes av krav til kvalitet, sikkerhet og kundeservice, av teknologisk utvikling og markedstrender, opplæringsbehov knyttet til spesielle kundeoppdrag, og interne prosjekter for utvikling av produkter og tjenester. Den enkeltes arbeidsmål og utviklingsplaner registreres i kompetansesystemet Workday sammen med fagkompetanse, erfaring og CVer. Konsernet har etablert en egen karrieremodell for alle ansatte som skal skape samsvar mellom den enkeltes personlige mål og selskapets strategiske mål. Karrieremodellen bidrar til å gjøre det attraktivt å bli i selskapet, og forsterker selskapets posisjon som en attraktiv arbeidsplass.

Selskapet tilstreber at alle nyansatte skal få en best mulig start i konsernet. Det arrangeres introdag den første dagen i hver måned hvor alle nyansatte samles og får en velkomstpakke bestående av informasjon og praktisk utstyr.

Selskapet har gjennom året 2022 fortsatt sin innsats innenfor området kompetanseutvikling gjennom et felles akademi for hele selskapet. Hensikten er å samle all opplæring- og utviklingsaktivitet for hele selskapet under ett og samme tak. Den ønskede virkningen var bl.a. å etablere en bedre forbindelse mellom viktige forretningsmessige veivalg og kompetanseutvikling samt øke selskapets attraktivitet som arbeidsgiver ytterligere.

Miljø

Selskapet arbeider kontinuerlig med miljøforbedringer. I selskapets miljøpolicy vektlegges særlig at Tietoevry skal være en foregangsbedrift i å ta vare på natur og miljø, både ved å minimere egne miljøbelastninger og ved å utvikle, promotere og selv ta i bruk miljøvennlig teknologi. Selskapet skal ta hensyn til de miljøeffektene arbeidsrelaterte aktiviteter har på natur og miljø, og skal i størst grad velge miljøvennlige løsninger. Energieffektivisering gjennom teknologiutvikling er et viktig bidrag til et grønnere selskap som gir positiv effekt for hele samfunnet. I tillegg arbeides det systematisk med avfallshåndtering, reduksjon av forretningsreiser gjennom digital samhandling, innkjøpspolitikk, og kontroll av og krav til underleverandører. I tett samarbeid med kunder og partnere utvikler Tietoevry løsninger som fremmer effektivitet og redusert forbruk og energibesparelser langt ut over egen virksomhet.

Tietoevry konsoliderer datadriften som innebærer flytting fra eldre datasentre til det nye toppmoderne datasenteret på Fet. Her er det tatt i bruk et helt nytt og innovativt luftkjølingssystem som fjerner avfallsvarme fra maskinvaren. Et luftkjølingssystem i verdensklasse kombinert med selskapets bruk av moderne lavenergiservere, gjør dette til et av de mest energieffektive og bærekraftige datasentrene i verden. Den største miljøgevinsten oppnås når Tietoevry leverer digitale løsninger og produkter som reduserer våre kunders klimapåvirkning. Tietoevry har i mange år utarbeidet et klimaregnskap og rapportert dette til investortiltaket Carbon Disclosure Project (CDP). I 2022 oppnådde Tietoevry igjen toppnivået A. CDP sier: «En høy score signaliserer at selskapet måler, verifiserer og styrer sitt karbonutslipp, for eksempel med å sette og realisere utslippsreduksjoner gjennom å implementere program i leverandørleddet så vel som i egen virksomhet».

Eierstyring og selskapsledelse

Tietoevry Norway AS inngår i Tietoevry-konsernet, og følger den samme strukturen for Eierstyring og Selskapsledelse som er tilpasset de kravene som følger av "Norsk anbefaling om Eierstyring og Selskapsledelse" (anbefalingen) av 30. oktober 2014. Det vises til egen seksjon i konsernets årsrapport for 2022 om eierstyring og selskapsledelse.



DocuSign Envelope ID: DC6A51F0-DE87-4C0F-B689-ADD12B53DCDE

Tietoevry Norway AS

Selskapet har retningslinjer for forretningsetikk og samfunnsansvar. Selskapet gjennomfører årlige tiltak for å sikre kunnskap om, og etterlevelse av, disse retningslinjene i alle virksomhetsområder.

Selskapet har avtale med et uavhengig advokatkontor for ansatte som ønsker å ta opp potensielt alvorlige, kritikkverdige eller straffbare forhold på en måte som sikrer deres anonymitet i forhold til selskapets ledelse. Saker som skulle komme inn fra varslere vil behandles i forhold til en fastsatt instruks som er godkjent av styret.

Hendelser etter balansedagen

Selskapet har besluttet å fisjonere i tre enheter fra 1. april 2023. De nye enhetene blir Tietoevry Norway AS, Tietoevry Fintech Norway AS og Tietoevry Connect Norway AS. Selskapet følger med på den geopolitiske konflikten i Ukraina. Det har ikke vært noen vesentlige hendelser etter 31. desember som påvirker regnskapet for 2022.

Årets resultat og disposisjoner

Tietoevry Norway AS hadde et overskudd i 2022 på NOK 350,4 millioner som foreslås overført til annen egenkapital.

Årsregnskapet er utarbeidet under forutsetning om fortsatt drift ("going concern"), og styret bekrefter i samsvar med regnskapsloven §3-3 at forutsetningene for fortsatt drift er til stede. Til grunn for dette ligger de rapporterte resultater, selskapets forretningsstrategi og foreliggende budsjetter og finansiering.

Bærum, 29. juni 2023
Styret for Tietoevry Norway AS

<p>DocuSigned by: <i>Halvor Christian Francke</i> 3079997521584C0...</p> <p>Halvor Christian Francke styreleder</p>	<p>DocuSigned by: <i>Tone Øvregård</i> 6D120BA309E04E7...</p> <p>Tone Øvregård styremedlem</p>	<p>DocuSigned by: <i>Ola Hugo Jordhøy</i> F02B44241A504B7...</p> <p>Ola Hugo Jordhøy styremedlem</p>
<p>DocuSigned by: <i>Jonny Andersen</i> TEL3288B08291...</p> <p>Jonny Andersen styremedlem</p>	<p>DocuSigned by: <i>John Christian Hanssen</i> 48E62E338CC14A0...</p> <p>John Christian Hanssen, vara for Tone Marie Wahlstrøm styremedlem</p>	<p>DocuSigned by: <i>Klaus Andersen</i> FD2A526CC23C43B...</p> <p>Klaus Andersen styremedlem</p>
<p>DocuSigned by: <i>Christian Pedersen</i> 3F502E800588434...</p> <p>Christian Pedersen daglig leder</p>		

Side 8



DocuSign Envelope ID: DC6A51F0-DE87-4C0F-B689-ADD12B53DCDE

Tietoevry Norway AS

Oppstilling av totalresultat 01.01-31.12

Beløp vises i NOK 000

	Note	2022	2021
Driftsinntekter			
Salgsinntekt	2	8 829 834	8 568 800
Annen driftsinntekt	2	659 751	422 952
Sum driftsinntekter		9 489 585	8 991 752
Driftskostnader			
Varekostnad	15	4 632 398	4 251 495
Lønnskostnad	3, 4	3 163 068	3 373 377
Avskrivning	5, 7	259 394	271 701
Nedskrivning	5	0	22 213
Annen driftskostnad	3, 14	1 037 589	747 565
Sum driftskostnader		9 092 448	8 666 350
Driftsresultat		397 137	325 402
Finansinntekter og finanskostnader			
Finansinntekt	15	197 169	253 562
Rentekostnad til foretak i samme konsern		30 295	14 607
Finanskostnad	15	110 561	94 456
Netto finansposter		56 312	144 499
Ordinært resultat før skattekostnad		453 450	469 901
Skattekostnad på ordinært resultat	10	103 026	88 016
Årsresultat		350 423	381 885
Overføringer og disponeringer			
Overføringer annen egenkapital		350 423	354 736
Øvrige resultatelementer			
Aktuarielle gevinster og tap på ytelsesplaner		10 584	2 048
Skatt relatert til poster som ikke skal reklassifiseres		-2 328	-450
Sum øvrige resultatelementer		8 255	1 597
Totalresultat for perioden		358 679	383 482

Side 9



DocuSign Envelope ID: DC6A51F0-DE87-4C0F-B689-ADD12B53DCDE

Tietoevry Norway AS

Oppstilling av finansiell stilling pr. 31. desember

Beløp vises i NOK 000

	Note	2022	2021
Anleggsmidler			
<i>Immaterielle eiendeler</i>			
Forskning og utvikling		1 644 804	1 600 218
Konsesjoner, patenter, lisenser, varemerker		34 338	34 323
Utsatt skattefordel	10	0	99 223
Goodwill		2 625 175	2 625 175
Sum immaterielle eiendeler		4 304 317	4 358 939
<i>Varige driftsmidler</i>			
Driftsløsøre, inventar, verktøy, kontormaskiner ol	5	147 643	159 630
Bruksretteieendeler	7	587 945	735 884
Sum varige driftsmidler		735 587	895 514
<i>Finansielle anleggsmidler</i>			
Investeringer i datterselskap	11	605 031	605 031
Investeringer i tilknyttet selskap og felleskontrollert virksomhet	11	48 477	48 477
Investeringer i aksjer og andeler		338	338
Andre fordringer	9	127 571	232 750
Sum finansielle anleggsmidler		781 417	886 595
Sum anleggsmidler		5 821 321	6 141 049
Omløpsmidler			
Varer		50	35
<i>Fordringer</i>			
Kundefordringer	9, 16	1 136 322	1 073 862
Andre fordringer	9, 17	1 950 994	1 432 170
Sum fordringer		3 087 316	2 506 032
Bankinnskudd og lignende (2020 også fordring på konsernkonto)		45 903	53 954
Sum omløpsmidler		3 133 269	2 560 020
Sum eiendeler		8 954 590	8 701 069

Side 10



DocuSign Envelope ID: DC6A51F0-DE87-4C0F-B689-ADD12B53DCDE

Tietoevry Norway AS

Oppstilling av finansiell stilling pr. 31. desember

Beløp vises i NOK 000

	Note	2022	2021
Egenkapital			
<i>Innskutt egenkapital</i>			
Aksjekapital	12	99 049	99 049
Annen innskutt egenkapital		<u>1 032 249</u>	<u>1 032 249</u>
Sum innskutt egenkapital		<u>1 131 298</u>	<u>1 131 298</u>
<i>Opptjent egenkapital</i>			
Annen egenkapital		<u>3 577 080</u>	<u>2 976 926</u>
Sum opptjent egenkapital		<u>3 577 080</u>	<u>2 976 926</u>
Sum egenkapital		<u>4 708 379</u>	<u>4 108 224</u>
Gjeld			
<i>Avsetninger for forpliktelser</i>			
Pensjonsforpliktelser	4	278 030	286 907
Utsatt skatt	10	70 140	0
Kontraktforpliktelser		<u>168 959</u>	<u>272 456</u>
Sum avsetning for forpliktelser		<u>517 129</u>	<u>559 363</u>
<i>Annen langsiktig gjeld</i>			
Øvrig langsiktig gjeld		26 779	58 593
Bruksrettsforpliktelse	8	<u>567 329</u>	<u>717 805</u>
Sum annen langsiktig gjeld		<u>594 108</u>	<u>776 397</u>
<i>Kortsiktig gjeld</i>			
Leverandørgjeld	9	998 229	1 104 246
Skyldige offentlige avgifter		288 153	275 662
Annen kortsiktig gjeld	9, 18, 19	1 737 939	1 734 060
Bruksrettsforpliktelse	8	<u>110 653</u>	<u>143 117</u>
Sum kortsiktig gjeld		<u>3 134 974</u>	<u>3 257 086</u>
Sum gjeld		<u>4 246 211</u>	<u>4 592 845</u>
Sum egenkapital og gjeld		<u>8 954 590</u>	<u>8 701 069</u>

Side 11



DocuSign Envelope ID: DC6A51F0-DE87-4C0F-B689-ADD12B53DCDE

Tietoevry Norway AS

Bærum, 29. juni 2023
Styret for Tietoevry Norway AS

<p>DocuSigned by: <i>Halvor Christian Francke</i> 3079597521504C0...</p> <hr/> <p>Halvor Christian Francke styreleder</p>	<p>DocuSigned by: <i>Tone Øvregård</i> 051200A309E04E7...</p> <hr/> <p>Tone Øvregård styremedlem</p>	<p>DocuSigned by: <i>Ola Hugo Jordhøy</i> FB2B4423FA804B7...</p> <hr/> <p>Ola Hugo Jordhøy styremedlem</p>
<p>DocuSigned by: <i>Jonny Andersen</i> 1ECA3288B085491...</p> <hr/> <p>Jonny Andersen styremedlem</p>	<p>DocuSigned by: <i>John Christian Hansen</i> 46E62E33BCC14A0...</p> <hr/> <p>John Christian Hansen, vara for Tone Marie Wahlstrøm styremedlem</p>	<p>DocuSigned by: <i>Klaus Andersen</i> FD2A570CC29C43B...</p> <hr/> <p>Klaus Andersen styremedlem</p>
<p>DocuSigned by: <i>Christian Pedersen</i> BF502E800586434...</p> <hr/> <p>Christian Pedersen daglig leder</p>		



DocuSign Envelope ID: DC6A51F0-DE87-4C0F-B689-ADD12B53DCDE

Tietoevry Norway AS

Oppstilling av kontantstrømmer 01.01-31.12

Beløp vises i NOK 000

	Note	2022	2021
Kontantstrømmer fra operasjonelle aktiviteter			
Resultat før skattekostnad		453 450	469 901
Ordinære avskrivninger	5,6,7	259 262	271 701
Nedskrivning anleggsmidler	5,6	0	22 213
Endring i varelager, kundefordringer og leverandørgjeld		-168 477	-104 318
Poster klassifisert som investerings-/finansieringsaktiviteter		6 700	0
Endring i andre tidsavgrensingsposter		-155 291	-159 706
Virkning av fusjon		0	61 852
Netto kontantstrøm fra operasjonelle aktiviteter		<u>395 643</u>	<u>561 641</u>
Kontantstrømmer fra investeringsaktiviteter			
Utbet. ved investering i varige driftsmidler og egenutviklet software	5,6	-161 418	-416 892
Utbetalinger ved kjøp av andre investeringer		0	-13 605
Netto kontantstrøm fra investeringsaktiviteter		<u>-161 418</u>	<u>-430 497</u>
Kontantstrømmer fra finansieringsaktiviteter			
Utbetaling ved nedbetaling av langsiktig gjeld		-31 814	-24 275
Nedbetaling av leasingforpliktelse		-210 462	-202 526
Reklassifisering konsernkonto		0	-407 870
Virkning av fusjon		0	700
Netto kontantstrøm fra finansieringsaktiviteter		<u>-242 276</u>	<u>-633 971</u>
Netto endring i likvider i året		-8 050	-502 826
Konsernkontoinnskudd og kontantekvivalenter 01.01		<u>53 954</u>	<u>556 780</u>
Beholding av kontanter og kontantekvivalenter per 31.12		<u>45 903</u>	<u>53 954</u>

Konsernkonto er klassifisert som annen kortsiktig fordring.



DocuSign Envelope ID: DC6A51F0-DE87-4C0F-B689-ADD12B53DCDE

Tietoevry Norway AS

Oppstilling av endringer i egenkapital

Beløp vises i NOK 000

	Aksjekapital	Annen innskutt egenkapital	Annen egenkapital	Sum
Egenkapital 01.01.2022	99 049	1 032 249	2 976 926	4 108 224
Totalresultat 2022	0	0	350 423	350 423
Mottatt konsernbidrag	0	0	238 092	238 092
Estimatendringer pensjon	0	0	8 255	8 255
Andre endringer	0	0	3 384	3 384
Egenkapital 31.12.2022	99 049	1 032 249	3 577 080	4 708 379

Selskapets aksjekapital består av 99 049 247 aksjer pålydende kr 1. Selskapet er 100% eiet av Tietoevry Oyj i Finland.



DocuSign Envelope ID: DC6A51F0-DE87-4C0F-B689-ADD12B53DCDE

Tietoevry Norway AS

Noter til regnskapet for 2022

Beløp vises i NOK 000

Note 1 - Regnskapsprinsipper

1. Virksomhet

Tietoevry Norway AS er et aksjeselskap registrert i Norge. Hovedvirksomheten til selskapet er salg av programvare og IT-løsninger, sentral og desentral drift av datasystemer, outsourcingtjenester, samt tjenester knyttet til datakommunikasjon, datasikkerhet og elektronisk publisering.

Selskapet inngår i konsernregnskapet til Tietoevry OYJ. Konsernregnskapet kan lastes ned fra konsernets nettside.

2. Presentasjonsgrunnlag

Årsregnskapet til Tietoevry Norway AS er avlagt i henhold til regnskapsloven § 3-9 og forskrift om forenklet IFRS (2014) fastsatt av Finansdepartementet 3. november 2014. Dette innebærer i hovedsak at måling og innregning følger internasjonale regnskapsstandarder (IFRS) og presentasjon og noteopplysninger er i henhold til norsk regnskapslov og god regnskapsskikk.

Årsregnskapet er presentert i tusen norske kroner hvis ikke annet er oppgitt.

3. Sammendrag av vesentlige regnskapsprinsipper

De vesentlige regnskapsprinsippene benyttet ved utarbeidelse av årsregnskapet for Tietoevry Norway AS er som følger:

Presentasjonsvaluta

Selskapet presenterer sitt regnskap i NOK. Dette er også selskapets funksjonelle valuta.



DocuSign Envelope ID: DC6A51F0-DE87-4C0F-B689-ADD12B53DCDE

Tietoevry Norway AS

Noter til regnskapet for 2022

Beløp vises i NOK 000

Klassifisering kortsiktige og langsiktige poster

Selskapet presenterer sine eiendeler og forpliktelser i oppstilling over finansiell stilling ut fra en klassifisering i kortsiktig / langsiktig.

En eiendel er et omløpsmiddel når selskapet

- a) forventer å realisere eiendelen eller har til hensikt å selge eller forbruke den i foretakets ordinære driftssyklus,
- b) primært holder eiendelen for omsetning,
- c) forventer å realisere eiendelen innen tolv måneder etter rapporteringsperioden, eller
- d) eiendelen er i form av kontanter eller en kontantekvivalent, med mindre eiendelen er underlagt en begrensning som gjør at den ikke kan veksles eller benyttes til å gjøre opp en forpliktelse i minst tolv måneder etter rapporteringsperioden.

Alle andre eiendeler er klassifisert som anleggsmidler.

En forpliktelse er klassifisert som kortsiktig når

- a) den forventes å bli gjort opp i foretakets ordinære driftssyklus,
- b) selskapet primært holder forpliktelsen for omsetning,
- c) forpliktelsen forfaller til oppgjør innen tolv måneder etter rapporteringsperioden, eller
- d) foretaket ikke har en ubetinget rett til å utsette oppgjøret av forpliktelsen i minst tolv måneder etter rapporteringsperioden.

Selskapet klassifiserer alle andre forpliktelser som langsiktige.

Omregning av utenlandsk valuta

Transaksjoner i valuta blir omregnet til kursen på transaksjonstidspunktet. Agio/disagio som oppstår som følge av endringer i valutakurs mellom transaksjonstidspunktet og betalingstidspunktet er resultatført.

På balansedagen omregnes eiendeler og forpliktelser i utenlandsk valuta til norske kroner med kursen på balansedagen, mens resultatpostene omregnes med gjennomsnittlig kurs i regnskapsperioden.

Inntekts- og kostnadsføring

IFRS 15 Driftsinntekter fra kontrakter med kunder

Standard for inntektsføring, IFRS 15 Driftsinntekter fra kontrakter med kunder, tredde i kraft 1. januar 2018. Ifht IFRS 15 innregnes inntekter for å reflektere overføringen av avtalte varer eller tjenester til kunder, det beløpet som gjenspeiler vederlaget selskapet forventer å ha rett til i bytte for disse varene eller tjenestene. Standarden gjelder for alle inntektskontrakter og inneholder en modell for innregning og måling av salg av enkelte ikke-finansielle eiendeler (eks. salg av eiendom, anlegg og utstyr).

Konsulenttjenester

Leveranseforpliktelsene er konsulenttjenester som utføres over tid og vil dermed bli inntektsført over tid, da kunden simultant vil motta og forbruke fordelene av tjenesten. Totalt medgåtte timer vil benyttes for å måle fremdrift i en over-tid inntektsføring. For konsulenttjenester med der det er avtalt en fast pris, vil inntektsføringen skje lineært over kontraktsperioden.

Applikasjonstjenester

Typiske leveranseforpliktelser under dette området er salg av lisenser og utviklingsprosjekter for kunder (software). Salg av lisenser (bruksrettigheter) som er distinkte inntektsføres på et gitt tidspunkt når kunden har mulighet til å bruke og nyttiggjøre seg av lisensen. Salg av lisenser som er en del av en sammensatt



DocuSign Envelope ID: DC6A51F0-DE87-4C0F-B689-ADD12B53DCDE

Tietoevry Norway AS

Noter til regnskapet for 2022

Beløp vises i NOK 000

kontrakt (tilgangsrettigheter) anses ikke som distinkte og inntektsføres over kontraksperioden.

Inntekt fra salg av egenutviklet software spesialtilpasset til kunder, inntektsføres over utviklingsperioden basert på fullføringsgrad. Fullføringsgraden beregnes på basis av medgåtte timer delt på totalt antall timer estimert for leveransen.

Driftstjenester

Leveranseforpliktelser under dette området inkluderer driftstjenester, vedlikeholdstjenester, transisjons- og implementeringsprosjekter. I de tilfeller hvor driftstjenester tilbys gjennom volumbaserte kontrakter, vil inntektsføring skje basert på kundens faktiske forbruk, eller lineært over kontraksperioden for periodebaserte avtaler. Salg av dialogtjenester inntektsføres basert på kundens faktiske forbruk. Inntekt fra service- og vedlikeholdsavtaler regnskapsføres over kontraksperioden da kunden forbruker servicen og vedlikeholdet samtidig som det utføres. Inntekt fra transisjonsprosjekt som er en integrert del av en etterfølgende driftsavtale, inntektsføres lineært over driftsavtaleperioden da dette er perioden der kunden mottar og forbruker fordelene fra transisjonsprosjektet. Inntekt fra transisjonsprosjekt som ikke er relatert til en driftsavtale regnskapsføres når kunden mottar og forbruker fordelene fra prosjektet.

Salg av software og hardware

Salg av software og hardware inntektsføres på det tidspunktet når kunden oppnår kontroll over varen, noe som antas å være ved levering.

Variabelt vederlag

Noen kontrakter kan ha priser som varierer basert på kontraktvilkår. Variable vederlag inkluderer rabatter, prisavslag, tilbakebetalinger, kreditter, prisreduksjoner, incentiver, resultatbonuser, sanksjoner. Variabelt vederlag estimeres ved kontraktinnngåelse og medtas bare i den grad det er svært sannsynlig at en betydelig reversering av innregnede inntekter ikke vil finne sted når usikkerheten knyttet til det variable vederlaget opphører. For Tietoevry er de mest vanlige variable vederlagene knyttet til SLA, bøter, volumrabatter og prisreguleringer. Variabelt vederlag vil bli estimert ved hjelp av enten metoden med «forventet verdi» eller «mest sannsynlig beløp», avhengig av hvilken metode som er best egnet til å beregne vederlaget Tietoevry vil ha krav på. Det variable vederlaget vil bli behandlet som en justering av transaksjonsprisen (reduksjon av inntekt). SLA og prisreguleringer er allokert til Tietoevrys tjenester, som er definert som en serie av distinkte tjenester, og vil derfor bli regnskapsført når de inntreffer eller basert på beregning av volumendringer (ved årsslutt). Prisreguleringer vil ikke bli allokert til allerede utførte tjenester, men kun prospektivt.

Garantiforpliktelser

Inntektsføringsstandarden definerer to typer garantier;

- Bekreftelsesgarantier (at varen eller tjenesten skal fungere som avtalt), og
- Service garantier

Bekreftelsesgarantier skal regnskapsføres etter IAS 37 Avsetninger, betingede forpliktelser og betingede eiendeler, mens service garantier representerer en distinkt tjeneste og er en separat leveringsforpliktelse. Tietoevrys kontrakter inneholder ingen garantier som kunne vært solgt separate. Tietoevry tilbyr ingen garantier utover å garantere at leveransene oppfyller de avtalte spesifikasjonene, slik som f.eks. SLA, og disse garantiene defineres derfor ikke som separate leveringsforpliktelser.

Prinsippal kontra agent betraktninger

Tietoevry bruker ofte underleverandører eller partnere for å oppfylle sine kontrakter med kunder. I de tilfeller der Tietoevry bruker underleverandører eller partnere er spørsmålet om selskapet skal rapportere inntektene brutto basert på fakturert beløp (Tietoevry Norway er prinsippal) eller nettobeløpet selskapet sitter igjen med (dvs. beløpet fakturert til kunde minus beløpet betalt til underleverandøren), fordi Tietoevry kun har opptjent et gebyr eller en provisjon (Tietoevry Norway er agent). I de fleste tilfeller er Tietoevry fullt



DocuSign Envelope ID: DC6A51F0-DE87-4C0F-B689-ADD12B53DCDE

Tietoevry Norway AS

Noter til regnskapet for 2022

Beløp vises i NOK 000

ut ansvarlig overfor kunden for varer og tjenester som leveres, og har muligheten til å fastsette prisen til kunden og dermed anses som prinsippal i kontrakten.

Bokføring av kontraktutgifter ihht IFRS 15:

Standarden definerer to typer av kontraktutgifter som skal innregnes som en eiendel;

- marginale kostnader knyttet til oppnåelse av en kontrakt, og

- kostnader knyttet til oppfyllelse av en kontrakt

Marginale kostnader knyttet til å oppnå en kontrakt (f.eks. salgsbonus) skal regnskapsføres som en eiendel dersom Tietoevry forventer å gjenvinne disse, enten direkte gjennom kostnadsrefusjon eller indirekte gjennom marginen i kontrakten. Kostnader knyttet til budrunder, forhandlinger, møter og kontrakts skrivning er ikke ansett som marginale kostnader og kostnadsføres når de påløper, med mindre de er eksplisitt fakturerbare til kunden.

I tråd med IFRS 15, skal kostnader til å oppfylle en kontrakt aktiveres hvis de er direkte relatert til kontrakten, frembringer eller forbedrer ressurser i Tietoevry Norway AS som vil bli brukt til å oppfylle leveringsforpliktelsene og er forventet å bli gjenvunnet. Disse kostnadene inkluderer direkte lønnskostnader, materialer, allokering av kostnader direkte relatert til kontrakten, kostnader eksplisitt fakturerbare til kunden og andre kostnader som har oppstått kun som følge av den inngåtte kontrakten. Kostnader som relaterer seg til tidligere perioder eller til leveringsforpliktelser som allerede er overført til kunden og allerede kostnadsført, kan ikke aktiveres. For at kostnader skal oppfylle kriteriet om «forventet å bli gjenvunnet», må de enten være eksplisitt fakturerbare i henhold til kontrakten eller reflektert i prisingen av kontrakten og gjenvinnbar gjennom marginen. IFRS 15 krever at disse kostnadene skal aktiveres som en eiendel og amortiseres på et systematisk grunnlag som er konsistent med overføringen av varer og tjenester til kunden som eiendelen er knyttet til.

Varekostnader består av direkte allokerte kostnader, samt kostnader tilknyttet vareleveransene, vedlikehold og operasjonell leasing av hardware og software samt konsulenttjenester som har en direkte tilknytning til varekretsløpet. Leie av konsulenter til operativ virksomhet og som viderefaktureres til kunde klassifiseres som varekostnad.

Skatt

Skattekostnaden består av betalbar skatt og endring i utsatt skatt/skattefordel. Utsatt skatt/skattefordel er beregnet på alle forskjeller mellom regnskapsmessige og skattemessige verdier på eiendeler og forpliktelser (gjeldsmetoden). Utsatt skatt er beregnet med 22 % på grunnlag av de midlertidige forskjeller som eksisterer mellom regnskapsmessige og skattemessige verdier, samt skattemessig underskudd til fremføring ved utgangen av regnskapsåret. Avsetningen inkluderer alle typer forskjeller og beregnes uten neddiskontering. Utsatt skatt og utsatt skattefordel er utlignet i den grad de midlertidige forskjellene reverseres innen samme tidsintervall og innenfor samme skattesystem.

Utsatt skattefordel oppføres i den grad det er sannsynlig at selskapet vil ha tilstrekkelige skattemessige overskudd i senere perioder til å nyttiggjøre skattefordelen. På hver balansedato foretar selskapet en gjennomgang av ikke regnskapsført utsatt skattefordel og dens regnskapsførte verdi. Selskapet regnskapsfører tidligere ikke regnskapsført utsatt skattefordel i den grad det har blitt sannsynlig at selskapet kan benytte seg av skattefordelen. Likeledes vil selskapet redusere utsatt skattefordel i den grad selskapet ikke lenger kan nyttiggjøre seg av skattefordelen.

Betalbar skatt og utsatt skatt/skattefordel er regnskapsført direkte mot egenkapitalen i den grad dette relaterer seg til poster som er regnskapsført direkte mot egenkapitalen. Skatteeffekten av poster som er regnskapsført som "øvrige resultatelementer" er ført på samme regnskapslinje som de aktuelle postene.



DocuSign Envelope ID: DC6A51F0-DE87-4C0F-B689-ADD12B53DCDE

Tietoevry Norway AS

Noter til regnskapet for 2022

Beløp vises i NOK 000

Goodwill

Merverdi ved kjøp av virksomhet som ikke kan allokere til identifiserbare eiendeler eller forpliktelser på datoen for overtakelsen, er klassifisert som goodwill i oppstilling av finansiell stilling. Goodwill anskaffet ved kjøp av virksomhet representerer en forventning om framtidige økonomiske fordeler fra eiendeler som ikke kan identifiseres enkeltvis og innregnes hver for seg. Ved investering i tilknyttede selskaper er goodwill inkludert i kostprisen til investeringen.

Goodwill som oppstår i en virksomhetssammenslutning avskrives ikke. Goodwill genererer ikke kontantstrømmer uavhengig av andre eiendeler eller grupper av eiendeler, og tilordnes til de kontantstrømgenererende enhetene som ventes å dra fordel av synergieffektene av sammenslutningen som var opphavet til goodwill.

Ved avgang av virksomheter hensyntas tilordnet goodwill ved beregning av gevinst eller tap ved avgang.

Immaterielle eiendeler

Immaterielle eiendeler med begrenset levetid blir avskrevet over utnyttbar levetid og eventuelle nedskrivningsbehov vurderes årlig. Immaterielle eiendeler avskrives lineært. Utnyttbar levetid og avskrivningsmetode er gjenstand for en årlig vurdering, hvor de økonomiske realiteter legges til grunn. Immaterielle eiendeler testes for nedskrivning ved indikasjon på vesentlig verdifall. Selskapet har ingen immaterielle eiendeler med ubegrenset økonomisk levetid.

Forskning og utvikling

Utgifter knyttet til forskning er resultatført når de er påløpt. Utgifter knyttet til utvikling aktiveres forutsatt at følgende kriterier er oppfylt:

- produktet eller prosessen er klart definert og kostnadselementer kan identifiseres og måles pålitelig
- den tekniske løsningen for produktet er demonstrert
- produktet eller prosessen vil bli solgt eller benyttet i virksomheten
- eiendelen vil generere fremtidige økonomiske fordeler; og
- tilstrekkelige tekniske, finansielle og andre ressurser for å ferdigstille prosjektet er til stede

Når alle kriteriene over er oppfylt påbegynnes aktivering av utgifter knyttet til utvikling. Utgifter som er kostnadsført i tidligere regnskapsperioder blir ikke aktivert.

Vurderingen av de fremtidige økonomiske fordelene er basert på forventede lisensinntekter og driftskostnadsreduksjoner en oppnår ved å gjennomføre prosjektet. Ved beregning av prosjektlønnssomheten benyttes selskapets WACC justert for projektrisikoen.

Aktiverte utviklingskostnader amortiseres basert på forventet levetid for de ulike produktgruppene. Amortiseringstiden som benyttes er 5-15 år.

Varige driftsmidler

Varige driftsmidler er oppført i oppstilling av finansiell stilling til historisk kostpris med fradrag for akkumulerte av- og nedskrivninger. Når varige driftsmidler selges eller tas ut av bruk, tilbakeføres kostpris og akkumulerte avskrivninger i regnskapet, og eventuell gevinst eller tap fra avhendingen blir resultatført. Ordinære avskrivninger foretas på lineær basis over følgende tidsperiode:

- Påkostninger leide bygg	7-10 år
- Maskiner/inventar	5 år
- Transportmidler	5 år

Side 17



DocuSign Envelope ID: DC6A51F0-DE87-4C0F-B689-ADD12B53DCDE

Tietoevry Norway AS

Noter til regnskapet for 2022

Beløp vises i NOK 000

- Datautstyr 3-5 år

Den økonomiske levetiden og avskrivningsmetoden blir gjennomgått jevnlig for å sikre at metoden og avskrivningsperioden gjenspeiler forventet økonomisk levetid for driftsmidlene. Tilsvarende gjelder for utraneringsverdi. Avskrivningstid for påkostning leide bygg vil maksimalt være gjenværende leieperiode.

Lånekostnader

Lånekostnader som kan direkte henføres til oppkjøp, utvikling eller produksjon av en eiendel som det tar betydelig tid å ferdigstille for bruk eller salg er aktivert som en del av kostprisen for den enkelte eiendel. Lånekostnader består av renter og andre direkte kostnader som påløper i forbindelse med låneopptaket.

Lånekostnader som ikke kan direkte henføres til oppkjøp, utvikling eller produksjon av en eiendel, aktiveres og periodiseres over lånets løpetid.

Nedskrivning av ikke-finansielle eiendeler

Konsernet vurderer på tidspunktet for rapporteringen om det foreligger indikasjoner på verdifall for varige driftsmidler eller immaterielle eiendeler. Hvis det foreligger slike indikasjoner estimeres det gjenvinnbare beløpet for eiendelene for å beregne eventuell nedskrivning. Gjenvinnbart beløp er det høyeste av bruksverdi og netto salgsverdi. Bruksverdien beregnes som nåverdien av de fremtidige kontantstrømmer ved fortsatt bruk av vurderingsenheten, herunder kontantstrømmer knyttet til utranering. En beregnet WACC benyttes som diskonteringsrente ved nåverdieregningen av bruksverdien. Netto salgsverdi er det beløp som kan oppnås ved salg av en eiendel i en transaksjon på armlengdes avstand mellom velinformerte og frivillige parter, med fradrag for salgsutgifter.

Vurderingsenhetene som vurderes med hensyn til om det har forekommet verdifall, bestemmes av det laveste nivået hvor det er mulig å identifisere inngående kontantstrømmer som er uavhengige av kontantstrømmer fra andre grupperinger av eiendeler. I de fleste tilfeller er laveste vurderingsenhet de aggregerte eiendelene i de ulike forretningsområdene i konsernet.

Nedskrivning gjennomføres til gjenvinnbart beløp i den grad dette er lavere enn den allerede regnskapsførte verdi før nedskrivning. Nedskrivning reduserer først regnskapsført verdi av eventuell goodwill og deretter regnskapsført verdi av vurderingsenhetens øvrige eiendeler forholdsmessig basert på regnskapsført verdi av de enkelte eiendelene i vurderingsenheten. Nedskrivningen resultatføres i den perioden denne identifiseres og reduserer den aktiverte verdien av eiendelen med tilsvarende beløp. Tidligere foretatt nedskrivning utenom goodwill-nedskrivning reverseres i den grad årsaken til at nedskrivningen ble foretatt ikke lenger er til stede.

Leasing

IFRS 16 dikterer prinsipper for balanseføring, måling, presentasjon og noteopplysninger for leasingkontrakter. IFRS 16 skiller mellom leieavtaler der selskapet er 1) leietaker og 2) utleier:

1) Selskapet som leietaker

IFRS 16 krever at leietaker bokfører all leasing i balansen som bruksretteeiendel og bruksrettforpliktelse. Eiendelen representerer retten til å bruke den underliggende eiendelen i leie-perioden (rett-til-bruk-eiendelen), og forpliktelsen representerer en forpliktelse til å betale leie. IFRS 16 definerer to frivillige unntak: leasing av "lav-verdi eiendeler" og kortsiktige leasingkontrakter (leieavtaler med varighet opp til 12 måneder).

Ved leieavtalens begynnelse måles rett-til-bruk-eiendelen til anskaffelseskost, og leieforpliktelsen til nåverdien av leiebetalningene som skal betales over leiekontrakten.

Etter førstegangsinnregning måles rett-til-bruk-eiendelen til anskaffelseskost fratrukket akkumulerte avskrivninger og nedskrivninger. Leieforpliktelsen reduseres av leiebetalningene på betalingstidspunktene, og

Side 18



DocuSign Envelope ID: DC6A51F0-DE87-4C0F-B689-ADD12B53DCDE

Tietoevry Norway AS

Noter til regnskapet for 2022

Beløp vises i NOK 000

tillegges i etterfølgende perioder et beløp for å reflektere påløpt rente, som gir en konstant periodisk diskonteringsrente på gjenværende saldo av forpliktelsen. Relaterte kostnader i resultatregnskapet består av avskrivninger knyttet til rett-til-bruk-eiendelen, renter på leieforpliktelsen, samt eventuelle variable leiebetalinger som ikke er inkludert i leieforpliktelsen og nedskrivninger.

2) Selskapet som utleier

Leieavtaler der selskapet er utleier klassifiseres enten som finansielle eller operasjonelle leieavtaler ved kontraktens begynnelse. Leasing av eiendeler der utleier overfører det vesentligste av risiko og kontroll klassifiseres som finansiell leasing. En leieavtale klassifiseres som en finansiell leieavtale dersom den overfører tilnærmet alle risikoer og fordeler forbundet med eierskap av (den leide) eiendelen til leietaker. Dersom leieavtalen ikke overfører tilnærmet alle risikoer og fordeler til leietaker, klassifiseres leieavtalen som en operasjonell leieavtale.

Finansiell leasing

Ved leieavtalens begynnelse fraregnes balanseført verdi av den underliggende eiendelen, i det nettoinvesteringen i leieavtalen og salgsgevinst eller -tap innregnes i hhv. balanse og resultatregnskap. Nettoinvesteringen i leieavtalen utgjør nåverdien av både leiebetalinger og ikke-garantert restverdi, begge diskontert med leieavtalens implisitte rente.

Etter førstegangsinnregning innregnes renteinntekt i resultatregnskapet over leieperioden, basert på et mønster som gjenspeiler en konstant periodisk avkastning på utleiers nettoinvestering i den finansielle leieavtalen. Nettoinvesteringen reduseres med mottatte leiebetalinger justert for påløpt rente, og nedskrives dersom nødvendig.

Operasjonell leasing

Ved operasjonelle leieavtaler innregnes fremdeles den underliggende eiendelen i balansen, samtidig som leiebetalingerne inntektsføres på lineært grunnlag i løpet av leieperioden (med mindre et annet systematisk grunnlag er mer representativt for gjenvinningen av fordeler fra den leide eiendelen).

Aksjer i datterselskap og tilknyttet selskap

Aksjer i datterselskap og tilknyttet selskap er vurdert etter kostmetoden. Mottatt utbytte og annen utdeling av overskudd fra selskapene inntektsføres som finansinntekt i den perioden det er vedtatt av utdelende selskap.

Fordringer

Kundefordringer og andre fordringer er oppført i balansen til pålydende etter fradrag for avsetning til forventet tap.

Selskapets tapsavsetning beregnes fra forventet kredittap over de neste 12 måneder eller forventet kredittap over hele levetiden. Dersom kredittaksjonen ikke har hatt vesentlig økning siden førstegangs innregning, vil tapsavsetning beregnes fra forventet kredittap over de neste 12 måneder. Dersom kredittaksjonen har økt vesentlig siden førstegangs innregning, beregnes forventet kredittap over hele levetiden.

Egenkapital

Transaksjonskostnader knyttet til egenkapitaltransaksjoner blir regnskapsført mot egenkapitalen etter fradrag for skatt.

Fond for virkelig verdi inkluderer samlede nettoendringer i virkelig verdi for finansielle instrumenter inntil investeringen er avhendet eller hvor det er fastslått at investeringen ikke har verdi.



DocuSign Envelope ID: DC6A51F0-DE87-4C0F-B689-ADD12B53DCDE

Tietoevry Norway AS

Noter til regnskapet for 2022

Beløp vises i NOK 000

Pensjonsforpliktelser

Selskapet har kollektive pensjonsordninger og/eller innskuddsbaserte ordninger som omfatter alle ansatte. Kostnader knyttet til pensjonsavtalene fremkommer som lønnskostnader i regnskapet. Utgangspunktet for beregning av pensjonskostnader knyttet til de kollektive pensjonsordningene er lineær fremskriving av pensjonsopptjeningen mot sannsynlig akkumulert forpliktelse ved pensjonstidspunktet.

Pensjonsforpliktelsene knyttet til de ytelsesbaserte pensjonsordningene i konsernet er vurdert til nåverdien av de fremtidige pensjonsytelser som er opptjent på balansedagen, og beregnet på basis av forutsetninger om diskonteringsrente, avkastning på pensjonsmidlene, forventet fremtidig lønnsvekst og pensjonsregulering. I beregningene er benyttet en risikotabell for dødelighet, K2013. Risikotabellen for uføre, IRO2, samsvarer med estimert uførisiko i konsernet. Pensjonsmidler vurderes til virkelig verdi på balansedagen.

Kostnadene beregnes med utgangspunkt i neddiskontert pensjonsopptjening ved begynnelsen og slutten av året, og årets opptjening av pensjonsrettigheter fratrukket avkastning på midler avsatt til dekning av pensjoner. Vesentlige endringer i pensjonsplanene, herunder avvikling og endringer som medfører utstedelse av fripoliser, resultatføres i endringsperioden. Pensjonsplanendringer som ikke gir umiddelbar fripolisopptjening skal amortiseres over opptjeningsperioden for planendringen. Estimatendringer, virkning av endring i forutsetninger og beregningsavvik regnskapsføres i sin helhet som "øvrige resultatelementer" i den perioden de oppstår.

Det er etablert en kompensasjonsordning i forbindelse med lukking av en ytelsesbasert pensjonsordning. Kompensasjonens størrelse og opptjeningsprofil er beregnet gitt et sett av beregningsparametre på overgangstidspunktet. Kompensasjonsordningens opptjeningsformel og profil benyttes som grunnlag for avsetning i regnskapet slik at de ansattes til enhver tid opptjente kompensasjon er avsatt som en forpliktelse i konsernets oppstilling av finansiell stilling.

Selskapet har også en AFP-ordning som er en ytelsesbasert flerforetaksordning som finansieres gjennom premier som fastsettes som en prosent av lønn. Det foreligger ingen pålitelig måling og allokering av selskapets eiendeler og forpliktelser i ordningen. Ordningen behandles derfor regnskapsmessig som en innskuddsbasert pensjonsordning hvor premiebetalingene kostnadsføres løpende.

Avsetninger

En avsetning regnskapsføres kun når selskapet innehar en forpliktelse som er en konsekvens av en allerede inntruffet hendelse og det er sannsynlig (dvs. mer sannsynlig enn ikke) at det vil skje et økonomisk oppgjør som følge av forpliktelsen, samt at beløpets størrelse kan måles pålitelig. Avsetninger blir vurdert ved hver regnskapsavslutning og korrigeres for å reflektere det til enhver tid beste estimatet. Hvis tidsperioden frem til utbetaling av forpliktelsen har en vesentlig effekt på beregningen, vil avsetningen utgjøre nåverdien av den fremtidige forpliktelsen. Økning i forpliktelsen som følge av tiden, blir presentert som rentekostnad.

Avsetning for restruktureringskostnader inkluderer kun utgifter direkte knyttet til restruktureringen som både er nødvendige for gjennomføring av restruktureringen og som ikke vedrører den videre ordinære drift av selskapet. Avsetningen regnskapsføres når selskapet har en detaljert plan for restruktureringen som identifiserer hvilket forretningsområde som blir berørt, herunder lokalisering, funksjoner og estimert antall ansatte som skal ha sluttvederlag, kostnader som vil påløpe, samt en tidsplan for implementering. Det må være skapt en reell forventning hos berørte parter om at selskapet vil iverksette restruktureringen enten ved at implementering av planen er påbegynt eller at hovedelementene i planen er bekjentgjort for de berørte.

Kontantstrømoppstilling

Kontantstrømoppstillingen er utarbeidet etter den indirekte metode.

Side 20



DocuSign Envelope ID: DC6A51F0-DE87-4C0F-B689-ADD12B53DCDE

Tietoevry Norway AS

Noter til regnskapet for 2022

Beløp vises i NOK 000

Betingede eiendeler og forpliktelser

En betinget eiendel er ikke regnskapsført i årsregnskapet, men opplyst om dersom det foreligger en viss sannsynlighet for at en fordel vil tilflyte selskapet.

Med betingede forpliktelser menes:

- a) mulige forpliktelser som følge av tidligere hendelser hvor forpliktelsens eksistens avhenger av fremtidige hendelser
- b) forpliktelser som ikke er regnskapsført fordi det ikke er sannsynlig at de vil medføre utbetaling
- c) forpliktelser som ikke kan måles med tilstrekkelig pålitelighet

Betingede forpliktelser er ikke regnskapsført i årsregnskapet med unntak av usikre forpliktelser overtatt i et virksomhetskjøp. Usikre forpliktelser overtatt ved virksomhetskjøp aktiveres til virkelig verdi selv om forpliktelsen ikke er sannsynlig. Det er opplyst om vesentlig betingede forpliktelser med unntak av betingede forpliktelser hvor sannsynligheten for utbetaling er lav.

Bruk av estimater

Et sentralt regnskapsestimater er et estimat som er viktig for presentasjonen av selskapets økonomiske stilling og resultater, og som krever ledelsens subjektive og komplekse vurderinger, ofte som følge av behovet for å utarbeide viktige estimater basert på forutsetninger om utfallet på forhold som er beheftet med usikkerhet. Selskapet vurderer slike estimater løpende ut fra historiske resultater og erfaringer, konsultasjoner med eksperter, trender, prognoser og andre metoder som selskapet anser som rimelige i de enkelte tilfeller, inkludert vurdering av hvordan disse vil kunne endre seg i fremtiden.

Tapskontrakter

Avsetninger knyttet til tapskontrakter måles til ledelsens beste estimat av de direkte utgifter som kreves for å gjøre opp forpliktelsene på rapporteringsdatoen. Dette er det beløp selskapet ut fra en rasjonell betraktning ville måtte betale for å gjøre opp plikten, eller for å overdra den til tredjemann. Avsetningen kostnadsføres i sin helhet i den perioden hvor tapskontrakten identifiseres.

Pensjonsforpliktelser

Beregning av pensjonskostnader og netto pensjonsforpliktelser foretas på grunnlag av en rekke estimater og forutsetninger. Endringer i og avvik fra estimater og forutsetninger (estimatavvik) påvirker virkelig verdi av netto pensjonsforpliktelser. Estimatavvikene resultatføres i sin helhet som "øvrige resultatelementer" i den perioden de oppstår.

Aktivering av utsatt skattefordel

Ved netto skattereduserende midlertidige forskjeller, eller dersom det foreligger skattereduserende midlertidige forskjeller som ikke kan utlignes, blir utsatt skattefordel aktivert til det beløp som det er sannsynlig at kan realiseres. Dersom de skattereduserende midlertidige forskjellene knytter seg til fremførbare skattemessige underskudd, legges det til grunn ved vurdering av aktivering av utsatt skattefordel forventninger om fremtidige skattemessige overskudd. De forventede skattemessige overskuddene dokumenteres med bakgrunn i godkjente budsjetter.



DocuSign Envelope ID: DC6A51F0-DE87-4C0F-B689-ADD12B53DCDE

Tietoevry Norway AS

Noter til regnskapet for 2022

Beløp vises i NOK 000

Note 2 - Salgsinntekter

	2022
<i>Pr. virksomhetsområde</i>	
Create	821 320
Transform	806 873
Connect	2 942 792
Banking	3 048 427
Care	218 045
Industry	936 473
Other	<u>55 904</u>
	<u>8 829 834</u>
<i>Geografisk fordeling</i>	
Norge	7 419 691
Sverige	816 130
Øvrige land	<u>594 012</u>
	<u>8 829 834</u>

Fra januar 2022 er virksomheten delt inn i seks forretningsområder; disse er Create, Transform, Connect, Banking, Care og Industry. Grunnet denne nye selskapsstrukturen, har vi ingen sammenligningstall fra fjoråret med denne fordelingen.

Annen driftsinntekt omfatter hovedsakelig fakturering av husleie og felleskostnader til datterselskaper.

Note 3 - Lønnskostnader, antall ansatte, lån til ansatte og godtgjørelse til revisor

<i>Lønnskostnader</i>	2022	2021
Lønninger	2 472 169	2 239 847
Arbeidsgiveravgift	402 061	333 291
Pensjonskostnader	192 328	172 674
Andre ytelser	<u>96 509</u>	<u>423 677</u>
Sum	<u>3 163 068</u>	<u>3 169 489</u>

Gjennomsnittlig antall årsverk 3 000 3 315

Ytelser til ledende personer

	Lønn	Pensjonsutgifter	Andre godtgjørelser
Administrerende direktør - Christian Pedersen	6 410	748	158
Styreleder	<u>1 476</u>	<u>82</u>	<u>12</u>
Total ytelse	<u>7 886</u>	<u>830</u>	<u>170</u>

Side 22



DocuSign Envelope ID: DC6A51F0-DE87-4C0F-B689-ADD12B53DCDE

Tietoevry Norway AS

Noter til regnskapet for 2022

Beløp vises i NOK 000

Daglig leder eier 8 064 aksjer pr. 31.12.2022.

Det er ikke utbetalt styregodtgjørelse til andre medlemmer av styret i 2022.

<i>Godtgjørelse til revisor er fordelt på følgende:</i>	2022	2021
Lovpålagt revisjon	1 651	1 400
Andre attestasjonstjenester	180	241
Annen bistand	<u>1 096</u>	—
Sum	<u>2 927</u>	<u>1 641</u>

Merverdiavgift er ikke inkludert i revisjonshonoraret.

Tabellen ovenfor viser kostnadsført revisjonshonorar for 2022 fra selskapets revisor, Deloitte AS, samt fakturerte honorarer for andre revisjonsrelaterte- og skatterelaterte tjenester.

Note 4 - Pensjoner

Tietoevry Norway AS har avtale om innskuddsbasert tjenestepensjonsordning i DNB Livsforsikring ASA for sine ansatte. Årlige innskudd i planen er 5% for innskuddsgrunnlag opptil 7,1G og 8 % av innskuddsgrunnlag mellom 7,1G og 12G. Alle nyansatte blir innmeldt i den innskuddsbaserte pensjonsordningen, og per 31. desember 2022 har selskapet 2 915 aktive ansatte i denne. Selskapet har også diverse kompensasjons- og driftspensjonsordninger som inkluderer 1 170 ansatte. Selskapet er pliktig å ha tjenestepensjonsordning etter Lov om obligatorisk tjenestepensjon. Selskapets pensjonsordninger tilfredsstiller kravene etter denne loven.

Ansatte i Tietoevry Norway AS er tilsluttet Fellesordningen for avtalefestet pensjon (AFP). AFP-ordningen er en ytelsesbasert flerforetakspensjonsordning som omfatter alle ansatte, og finansieres gjennom premier som fastsettes som en prosent av lønn. Det foreligger ingen pålitelig måling og allokering av selskapets eiendeler og gjeld i ordningen. Ordningen behandles derfor regnskapsmessig som en innskuddsbasert pensjonsordning. Innbetalt premie for 2022 var fastsatt til 2,5 % av samlede lønnsutbetalinger mellom 1G og 7,1G til bedriftens arbeidstakere.

Pensjonskostnad

	2022	2021
Nåverdi av årets pensjonsopptjening	21 164	21 220
Netto rentekostnad på pensjonsforpliktelsen	2 026	2 067
Resultatført pensjonskostnad tilskuddsplaner	<u>178 634</u>	<u>163 552</u>
Pensjonskostnad belastet årets resultat	<u>201 824</u>	<u>186 839</u>

Avstemming av pensjonsordningenes finansielle status mot beløp vist i selskapets balanse:

<i>Pensjonsforpliktelse</i>	2022	2021
PBO (brutto pensjonsforpliktelse)	<u>267 780</u>	<u>274 222</u>
Netto pensjonsforpliktelse per 31.12	<u>267 780</u>	<u>274 222</u>

Side 23



DocuSign Envelope ID: DC6A51F0-DE87-4C0F-B689-ADD12B53DCDE

Tietoevry Norway AS

Noter til regnskapet for 2022

Beløp vises i NOK 000

Endring pensjonsforpliktelse

	2022	2021
Balanseført pensjonsforpliktelse 1.1	274 223	280 412
Årets pensjonskostnad	23 190	23 287
Årets effekt estimatendringer ført som øvrige resultatelementer	-10 584	-2 047
Pensjonsutbetalinger	-19 048	-27 429
Balanseført pensjonsforpliktelse per 31.12	267 781	274 223

Årets pensjonskostnad og netto pensjonsforpliktelse inkluderer arbeidsgiveravgift. Arbeidsgiveravgift er ikke vist på egen linje men innregnet i brutto pensjonskostnad og brutto pensjonsforpliktelse.

Økonomiske forutsetninger

	2022	2021
Diskonteringsrente	3,00 %	1,90 %
Lønnsregulering	3,50 %	2,75 %
G-regulering	3,25 %	2,50 %

I beregning av pensjonsforpliktelsen er benyttet anbefalte beregningsforutsetninger fra veiledning utgitt av Norsk regnskapsstiftelse (NRS) per 31. desember 2022. Basert på selskapets vurdering av dybden i OMF-markedet, så er det for 2022 benyttet NRS sitt anbefalte parametersett hvor OMF-renten er lagt til grunn ved utledning av diskonteringsrenten.

I tillegg er det ved beregningene lagt til grunn Storebrands KU-tariff som risikotabell for uførhet som estimert uførerisiko for ansatte i Tietoevry, og en risikotabell for død (K2013) som er basert på beste estimat for populasjonen i Norge.

Pensjonsmidlene var investert slik per 31. desember:

Selskapet har per 31.12.2022 ingen pensjonsmidler i balansen.

Note 5 - Varige driftsmidler

Beløp vises i NOK 000

	IT-utstyr	Maskiner, innredning, inventar	Leasehold forbedringer	Sum
Anskaffelseskost 01.01.	358 343	302 254	0	661 126
	0	0	831	831
	358 343	302 254	831	661 957
Tilgang	51 366	3 415	0	54 781
Utrangering	-55 044	-29 952	0	-84 995
Anskaffelseskost 31.12.	354 666	275 717	831	631 742
Akk.avskrivning 31.12.	-265 138	-218 831	0	-483 969
Akk.nedskr. 31.12.	0	0	-132	-132
Balanseført pr. 31.12.	89 528	56 886	699	147 642

Side 24



DocuSign Envelope ID: DC6A51F0-DE87-4C0F-B689-ADD12B53DCDE

Tietoevry Norway AS

Noter til regnskapet for 2022

Beløp vises i NOK 000

Årets avskrivninger	47 792	16 127	132	64 050
Økonomisk levetid	3-5 år	5 år		
Avskrivningsplan	Lineær	Lineær		

Avskrivninger er basert på ledelsens vurdering av brukstid. Vurderingene kan endres med bakgrunn i teknologisk utvikling, konkurranse-, markedsforhold eller andre forhold. Dette kan medføre endringer i den estimerte brukstiden og dermed avskrivningene.

Note 6 - Immaterielle eiendeler

	Goodwill	Software	Egenutv. software	Sum
Anskaffelseskost pr 01.01.	5 191 087	44 683	2 353 655	7 589 425
Tilgang kjøpte eiendeler	0	14 160	91 778	105 938
Utrangeringer	0	-140	-134 800	-134 940
Anskaffelseskost 31.12.	5 191 087	58 704	2 310 632	7 560 422
Akk.avskrivninger 31.12.	-2 565 912	-24 366	-665 828	-3 256 106
Balansført verdi pr. 31.12.	2 625 175	34 338	1 644 804	4 304 317
Årets avskrivninger	0	14 146	26 778	40 924
Økonomisk levetid	Verditestes årlig		2-10 år	
Avskrivningsplan	Ingen		Lineær	

Avskrivninger er basert på ledelsens vurdering av brukstid. Vurderingene kan endres med bakgrunn i teknologisk utvikling, konkurranse-, markedsforhold eller andre forhold. Dette kan medføre endringer i den estimerte brukstiden og dermed avskrivningene.

Ved aktivering av utviklingskostnader knyttet til interne ressurser benyttes en estimert timepris basert på alle direkte henførbare ytelser per ansatt. Ved indikasjon på nedskrivning knyttet til enkelte utviklingsprosjekter testes gjenvinnbart beløp mot aktiverte beløp. Gjenvinnbart beløp knyttet til utviklingsprosjekter er fastsatt ved kalkulasjoner av bruksverdi. Kalkulasjonene baserer seg på diskonterte kontantstrømmer som det knytter seg usikkerhet til og som krever bruk av estimater. En endring i forventede inntekter eller margin som benyttes ved estimering av de fremtidige kontantstrømmene vil kunne påvirke verdien av utviklingsprosjektene.

Goodwill

Årlige tester for å vurdere verdifall på goodwill gjennomføres på konsernnivå. Aktivert verdi av goodwill innenfor de kontantgenererende enhetene måles mot bruksverdien av goodwill innenfor disse enhetene. Gjenvinnbart beløp fra kontantgenererende enheter er fastsatt ved kalkulasjoner av bruksverdi. Kalkulasjonene baserer seg på diskonterte kontantstrømmer som det knytter seg usikkerhet til og som krever bruk av estimater. En endring i avkastningskravet som benyttes ved neddiskonteringen av de fremtidige kontantstrømmene vil kunne påvirke verdien av aktivert goodwill. En økning i avkastningskravet vil isolert sett gi en lavere bruksverdi som igjen vil kunne medføre fremtidig verdifall på goodwill. Basert på impairmenttester utført i 2022 ble det konkludert med at det ikke var behov for nedskrivning.

Diskonteringsrenten benyttet i estimert kontantstrøm er vektet gjennomsnitt av kapitalkostnad.



DocuSign Envelope ID: DC6A51F0-DE87-4C0F-B689-ADD12B53DCDE

Tietoevry Norway AS

Noter til regnskapet for 2022

Beløp vises i NOK 000

Kapitalkostnaden er beregnet ut fra risikofri rente, markedsrisikopremien, forretningsspesikk beta, gjeldskostnad og gjeldsgrad. Risikofri rente er basert på 30-årige tyske statsobligasjoner justert med gjennomsnittlige inflasjonsforskjeller mellom Tyskland og, i vårt tilfelle, Norge. Diskonteringsrenten er også justert for eventuell tilleggsrisiko for den kontantgenererende enheten. Forutsetningene benyttet i kontantstrømmene for 2022 er som følger:

2022	Vekstrate	Kapitalkostnad
Tietoevry Create	1	11,8
Tietoevry Banking	1	9,0
Tietoevry Care	1	8,7
Tietoevry Industry	1	8,8
Tietoevry Transform	1	8,9
Tietoevry Connect	1	8,7

Goodwill balanseført i Tietoevry Norway AS stammer fra oppkjøp og fusjoner gjennom årene, de beløpsmessig vesentligste med EVRY Consulting AS og EDB Fellesdata AS.

Note 7 - Bruksretteiendeler

	Leide lokaler	Datasentre	Biler	Hardware	Parkering	Sum
Ansk.kost pr 01.01.	491 576	561 638	2 120	69 889	10 823	1 136 046
Justeringer	-154	0	0	0	0	-154
Tilgang	27 352	17 483	649	5 110	2 408	53 001
Avgang	-87 696	-588	-149	-14 268	-8 570	-111 271
Anskaffelseskost 31.12.	431 077	578 533	2 620	60 730	4 661	1 077 622
Akk.avskrivninger 31.12.	-289 510	-163 100	-2 418	-60 644	-4 837	-520 508
Akk.nedskrivninger 31.12.	17 021	588	149	9 185	3 888	30 832
Balanseført verdi pr.31.12.	158 588	416 021	351	9 272	3 713	587 945
Årets avskrivninger	82 788	46 888	480	21 785	2 478	154 419
Avskrivningsplan	1-9 år Lineær	1-17 år Lineær	1-3 år Lineær	1-4 år Lineær	1-3 år Lineær	

Bruksretteiendeler avskrives over det laveste av leieperioden og økonomisk levetid.



DocuSign Envelope ID: DC6A51F0-DE87-4C0F-B689-ADD12B53DCDE

Tietoevry Norway AS

Noter til regnskapet for 2022

Beløp vises i NOK 000

Note 8 - Bruksrettsforpliktelse

Beløp vises i NOK 000

	Leide lokaler	Datasentre	Biler	Hardware	Parkering	Sum
<1 år	97 665	60 749	451	10 056	368	169 289
1-2 år	90 263	60 480	144	0	368	151 255
2-3 år	62 398	60 480	72	0	368	123 319
3-4 år	35 269	54 489	54	0	276	90 088
4-5 år	10 157	54 489	0	0	0	64 645
>5 år	9 799	359 111	0	0	0	368 910
Sum ikke-neddiskonerte leasingforpliktelse pr årsslutt	305 551	649 796	722	10 056	1 381	967 506

Oppsummering av bruksrettsforpliktelser i årsregnskapet	Total
Bruksrettsforpliktelse 1 januar 2022	860 922
Nye leieforpliktelser i 2022	52 068
Avganger i 2022	-64 676
Nedbetaling av leasingforpliktelse	-210 462
Rentekostnad av leasingforpliktelse	40 130
Total bruksrettsforpliktelse per 31.12.2022	677 982

Note 9 - Mellomværende med selskap i samme konsern

Beløp vises i NOK 000

Fordringer	2022	2021
Langsiktig fordring	42 422	49 636
Kundefordringer	117 195	97 342
Andre kortsiktige fordringer	136 114	-41 234
Fordring konsernbidrag	445 635	397 485
Sum	741 367	503 229

Langsiktig fordring er rentebærende lån til EVRY Card Services AS

Gjeld	2022	2021
Leverandørgjeld	203 990	160 325
Annen kortsiktig gjeld	178 952	108 019
Kortsiktig rentebærende gjeld	700 000	700 000
Sum	1 082 942	968 344

Transaksjoner mellom Tietoevry Norway AS og øvrige konsernselskaper er gjennomført på vanlige forretningsmessige vilkår og prinsipper. I 2022 (2021) var totale salgsinntekter for salg til andre selskaper i konsernet NOK 776,5 millioner (752,6), mens kjøp av varer og tjenester utgjorde NOK 2 608 millioner (2 048,6 mill). Tilsvarende renteinntekter og -kostnader beløp seg til henholdsvis NOK 4,0 millioner (2,0 millioner) og NOK 30,3 (14,6 millioner)



DocuSign Envelope ID: DC6A51F0-DE87-4C0F-B689-ADD12B53DCDE

Tietoevry Norway AS

Noter til regnskapet for 2022

Beløp vises i NOK 000

Note 10 - Skatt

Beløp vises i NOK 000

<i>Årets skattekostnad fordeler seg på:</i>	2022	2021
Betalt kildeskatt	0	4 070
For mye (lite) avsatt tidligere år	-45	-833
Endring utsatt skatt	169 561	140 771
Skatteeffekt av konsernbidrag	<u>-67 154</u>	<u>-55 992</u>
Årets totale skattekostnad	<u>102 362</u>	<u>88 016</u>
<i>Beregning av årets skattegrunnlag:</i>	2022	2021
Ordinært resultat før skattekostnad	453 450	469 901
Permanente forskjeller	1 453	-86 590
Mottatt konsernbidrag	-140 384	-142 975
Endring i midlertidige forskjeller	<u>-236 672</u>	<u>-441 352</u>
Alminnelig inntekt	77 847	-201 015
Anvendt fremførbart underskudd	-534 060	-198 066
Mottatt konsernbidrag	445 630	397 485
Andre inntekter	<u>10 584</u>	<u>1 597</u>
Årets skattegrunnlag	<u>0</u>	<u>0</u>
Benyttet skattefradrag for Skattefunn	<u>-4 750</u>	<u>-4 422</u>
Betalbar skatt i balansen	<u>-4 750</u>	<u>-4 422</u>
<i>Oversikt over midlertidige forskjeller</i>	2022	2021
Driftsmidler inkl goodwill	2 420 777	2 623 139
Forskjell ansatteopsjoner (LTIP)	-36 584	-38 850
Utestående fordringer	-8 687	-7 760
Balanseførte leieavtaler i regnskapet (IFRS 16)	-90 037	-131 477
Gevinst- og tapskonto	17 198	21 498
Uopptjent inntekt (IFRS 15)	-298 123	-428 948
Regnskapsmessige avsetninger, fremtidig vedlikehold mv	-81 673	-91 265
Netto pensjonsforpliktelse som er ført i balansen	-267 780	-274 197
Overtatte forpliktelser ved kjøp av virksomhet	<u>0</u>	<u>325</u>
Sum	<u>1 909 139</u>	<u>1 672 466</u>
Akkumulert fremførbart underskudd før konsernbidrag	<u>-1 173 587</u>	<u>-1 960 834</u>
Netto midlertidige forskjeller pr 31.12	481 464	-288 368
Forskjeller som ikke inngår i utsatt skatt/-skattefordel	<u>162 646</u>	<u>162 646</u>
Sum	<u>318 818</u>	<u>-451 014</u>
Utsatt skattefordel/Utsatt skatt	70 140	-99 223

Side 28



DocuSign Envelope ID: DC6A51F0-DE87-4C0F-B689-ADD12B53DCDE

Tietoevry Norway AS

Noter til regnskapet for 2022

Beløp vises i NOK 000

Forklaring til hvorfor årets skattekostnad ikke utgjør 22% av resultat før skatt

	2022
22% skatt av resultat før skatt	99 759
Tillegg IFRS	2 328
Korreksjon tidligere år	619
Permanente forskjeller (22%)	320
Beregnet skattekostnad	<u>103 026</u>

Effektiv skattesats *) 22,6 %

*) Skattekostnad i forhold til resultat før skatt

Basert på budsjett og prognoser for de nærmeste årene anses det som sannsynlig at Tietoevry Norway AS vil ha tilstrekkelig skattbar inntekt til å kunne benytte seg av det fremførbare underskuddet. Underskuddet inngår i balanseført utsatt skatt.

Note 11 - Datterselskap, tilknyttet selskap m v

Konsernregnskapet inngår i konsolideringen til morselskapet

Navn på morselskap	Forretningskontor
Tietoevry Norway AS	Snarøyveien 30A 1360 FORNEBU 0219 Bærum

Datterselskaper:

Selskap	Kontor	Eier- andel	Stemme- andel	Resultat 2022	Egenkapital pr. 31.12	Bokført verdi pr. 31.12
BEKK Consulting AS	Oslo	100 %	100 %	104 982	48 814	465 936
EVERY Card Services OY	Finland	100 %	100 %	26 642	74 020	63 729
EVERY India Ltd*	India	18 %	18 %	43 026	67 999	29 280
Eye-Share AS	Bærum	100 %	100 %	32 834	36 644	24 510
Tietoevry Financing AS	Bærum	100 %	100 %	1 490	13 361	20 739
EVERY UK Ltd.	Storbritannia	100 %	100 %	1 102	6 580	791
Gjeldsregisteret AS	Bærum	100 %	100 %	2 360	3 565	30
Infopulse Poland Sp.z.o.o	Polen	100 %	100 %	309	26 843	17
Sum				212 746	277 826	605 031

* Resterende 82,09 % av EVERY India er eid av Tietoevry Norway AS' søsterselskaper EVERY Sweden AB og Tieto Sweden AB.

Felleskontrollert virksomhet:

Selskap	Kontor	Eier- andel	Stemme- andel	Resultat 2022	Egenkapital pr. 31.12	Bokført verdi pr. 31.12
Buypass AS	Oslo	50 %	50 %	22 243	191 755	48 477



DocuSign Envelope ID: DC6A51F0-DE87-4C0F-B689-ADD12B53DCDE

Tietoevry Norway AS

Noter til regnskapet for 2022

Beløp vises i NOK 000

Note 12 - Aksjekapital og aksjonærinformasjon

Aksjekapitalen består av:

	Antall	Pålydende	Balanseført
Ordinære aksjer	99 049 000	1	99 049

Oversikt over aksjonærene i selskapet pr. 31.12:

	Ordinære aksjer	Eierandel	Stemmeandel
Tietoevry OYJ	99 049 000	100 %	100 %

Alle aksjer har stemmerett.

Eier Tietoevry OYJ utarbeider og rapporter konsernregnskap i Finland. Konsernregnskapet inkluderer årsregnskapet til Tietoevry Norway AS og dets datterselskap. Følgelig utarbeider ikke Tietoevry Norway AS konsernregnskap. Konsernregnskapet til Tietoevry OYJ er tilgjengelig hos Tietoevry OYJ, Keilalahdentie 2-4, FI-02101 Espoo, Finland og kan hentes elektronisk på www.tietoevry.com

Note 13 - Garantier

Konsernet har etablert konsernkontosystem i Danske Bank, SEB og DNB hvor morselskapet i henhold til avtalen er konsernkontoinnehaver, mens øvrige konsernselskaper er underkontoinnehavere. Banken kan avregne ethvert trekk og innestående mot hverandre slik at nettoposisjonen representerer mellomværende mellom DNB og morselskap. Alle selskaper er solidarisk ansvarlige som deltakere i konsernkontoordningen. Per 31. desember 2022 har Tietoevry Norway AS netto NOK 829,9 millioner til gode på kontoen.

Det er stilt skattetrekksgaranti av SEB på vegne av Tietoevry Norway AS på totalt NOK 163 millioner. Øvrige bankgarantier utgjør NOK 1 001,9 millioner per 31. desember 2022, inkludert garanti på NOK 178,4 millioner til fordel for Norsk Tillitsmann Pensjon AS som sikring av de ansattes opptjente kompensasjonsrettigheter etter overgangen fra ytelsesbasert til innskuddsbasert tjenestepensjonsordning.

Note 14 - Annen driftskostnad

Spesifikasjon av annen driftskostnad:

	2022	2021
Husleie og andre lokalkostnader	127 257	129 280
Innleide konsulenter	40 777	100 116
Kjøp og leie av maskiner	96 219	106 472
Reisekostnader	20 130	5 481
Annen driftskostnad	753 206	406 216
Sum	<u>1 037 589</u>	<u>747 565</u>

Side 30



DocuSign Envelope ID: DC6A51F0-DE87-4C0F-B689-ADD12B53DCDE

Tietoevry Norway AS

Noter til regnskapet for 2022

Beløp vises i NOK 000

Note 15 - Varekostnad og finansposter

	2022	2021
Kjøp og leie av software	1 008 774	1 109 916
Kjøp og leie av hardware	25 646	36 198
Konsulenttjenester	2 372 503	1 978 288
Forbruk av varer for videresalg	354 808	666 948
Andre varekostnader	<u>834 010</u>	<u>460 145</u>
Sum Varekostnad	<u>4 595 741</u>	<u>4 251 495</u>

Det er resultatført NOK 40,4 (16,3) millioner i valutagevinst og NOK 31,8 (15,3) millioner i valutatap i 2022 (2021).

Renteinntekter utgjør NOK 6,9 (4,7) millioner og rentekostnader NOK 42,6 (47,3) millioner.

Rentekostnadene i 2022 inkluderer NOK 40,1 millioner i rentekostnader knyttet til bruksretteiendeler (IFRS 16). Mottatt konsernbidrag utgjør NOK 140,4 millioner og er ført som annen finansinntekt. Annen finanskostnad domineres av allokerte, felles konsernkostnader på 24,7 millioner.

Note 16 - Kundefordringer

	2022	2021
Brutto utestående	1 145 009	1 081 621
Avsetning for tap på fordringer	<u>-8 687</u>	<u>-7 760</u>
Netto kundefordringer	<u>1 136 322</u>	<u>1 073 862</u>

Kundefordringer er ført netto etter fradrag for avsetning til tap på fordringer.

Selskapets tapsavsetning beregnes fra forventet kredittap over de neste 12 måneder eller forventet kredittap over hele levetiden. Dersom kredittrisikoen ikke har hatt vesentlig økning siden førstegangs innregning, vil tapsavsetning beregnes fra forventet kredittap over de neste 12 måneder. Dersom kredittrisikoen har økt vesentlig siden førstegangs innregning, beregnes forventet kredittap over hele levetiden.

Note 17 - Andre kortsiktige fordringer

	2022	2021
Kontraktfestede eiendeler	240 143	230 922
Periodiserte kostnader implementeringsprosjekt	16 429	16 223
Andre kortsiktige finansielle eiendeler	1 020 871	551 013
Fordring konsernbidrag	445 635	397 485
Forskudd til leverandører	<u>227 915</u>	<u>236 528</u>
Sum	<u>1 950 994</u>	<u>1 432 170</u>

Kontraktfestede eiendeler består av opptjent, ikke fakturert inntekt.



DocuSign Envelope ID: DC6A51F0-DE87-4C0F-B689-ADD12B53DCDE

Tietoevry Norway AS

Noter til regnskapet for 2022

Beløp vises i NOK 000

Note 18 - Annen kortsiktig gjeld

	2022	2021
Utsatt Inntekt	142 480	127 910
Påløpt lønn, feriepenger, mv.	423 522	489 248
Avsetninger (se note 19)	34 930	42 100
Annen kortsiktig gjeld	<u>1 137 006</u>	<u>1 074 801</u>
Sum	<u>1 737 939</u>	<u>1 734 060</u>

Utsatt inntekt består av forskuddsfakturerte inntekter (etter IFRS 15).

Annen kortsiktig gjeld består hovedsakelig av påløpte kostnader, lån fra morselskap og andre kortsiktige avsetninger, herunder avsetning for prosjektrisiko.

Note 19 - Avsetninger

	Restrukturering
Balanse 01.01	41 965
Benyttet avsetning	-106 202
Årets avsetning	98 876
Balanse 31.12	<u>34 639</u>

Avsetning til restrukturering gjelder i hovedsak sluttpakker til ansatte.

Note 20 - Finansiell markedsrisiko

Det er styret i morselskapet som vedtar retningslinjer for den finansielle risikostyringen i konsernet. Hovedformålet med finansiell risikostyring er å identifisere, kvantifisere og håndtere den finansielle risikoen. Det operative ansvaret for oppfølging av finansiell risiko er lagt til konsernets sentraliserte finansfunksjon.

Finansiell markedsrisiko er et uttrykk for risikoen for endringer i markedspriser og fundamentale forhold i økonomien, for eksempel endringer i rentenivå, valutakurser, priser på innsatsfaktorer og pris på egenkapital. Tietoevry Norway AS' markedsrisiko kan deles inn i renterisiko og valutarisiko.

Renterisiko

Renterisiko er risiko for at fremtidige kontantstrømmer vil fluktuere som følge av endringer i det generelle rentenivået. Renterisikoen i selskapet relaterer seg i hovedsak til den rentebærende gjelden med flytende rentesats.

Valutarisiko

Selskapet omsetter hovedsakelig i norske kroner, slik at valutarisikoen anses som lav.



DocuSign Envelope ID: DC6A51F0-DE87-4C0F-B689-ADD12B53DCDE

Tietoevry Norway AS

Noter til regnskapet for 2022

Beløp vises i NOK 000

Note 21 - Tvister og andre juridiske forhold

Selskapet er til tider involvert i enkelte tvister/søksmål i forbindelse med kundeleveranser og tolkning av avtaler. Det er usikkerhet knyttet til disse sakene, men ledelsen er av den oppfatning, basert på tilgjengelig informasjon, at sakene vil bli løst uten at det svekker selskapets finansielle stilling i vesentlig grad, og det er derfor ikke foretatt vesentlige avsetninger knyttet til disse sakene pr 31. desember 2022.

Note 22 - Hendelser etter balansedagen

Det har ikke vært noen vesentlige hendelser etter 31. desember som påvirker regnskapet for 2022. Selskapet har besluttet å fisjonere i tre enheter fra 1. april 2023. De nye enhetene blir Tietoevry Norway AS, Tietoevry Fintech Norway AS og Tietoevry Connect Norway AS. Selskapet følger med på den geopolitiske konflikten i Ukraina.



The power of
purposeful technology




Table of contents



003	TIETOEVRVY 2022
004	CEO review 2022



007	GOVERNANCE
008	Corporate Governance Statement
009	Annual General Meeting
010	Shareholders' Nomination Board
012	The Board of Directors
017	The President and CEO and operative management
019	Internal control and risk management
020	Related-party transactions
020	Insider administration
021	Auditors
022	REMUNERATION
022	Remuneration report



028	FINANCIALS
030	Report by the Board of Directors
070	Consolidated financial statements
129	Parent company's financial statements
141	Dividend proposals, signatures for the Board of Directors' report and Financial Statement and Auditor's note
142	Auditor's report



 tietoevry

01

Tietoevry 2022

004 CEO review 2022

Financial Review 2022

Accelerating growth and value

TietoEVRY entered 2022 with a new specialization-based strategy that made the year a significant turning point for the company. The year was marked by a very diverse agenda encompassing growth acceleration, a heated talent market, drive for efficiency, portfolio decisions to unlock value, managing macro-driven risks – predominantly related to geopolitics and inflation – and maintaining strong engagement with our stakeholders. Market demand for our products and services remained solid and was well captured by our specialized businesses. Overall, we managed to successfully address the highly dynamic operating environment and progress favorably with implementing our new strategy – delivering solid performance and shareholder value.

Significant steps in bringing the new strategy to life

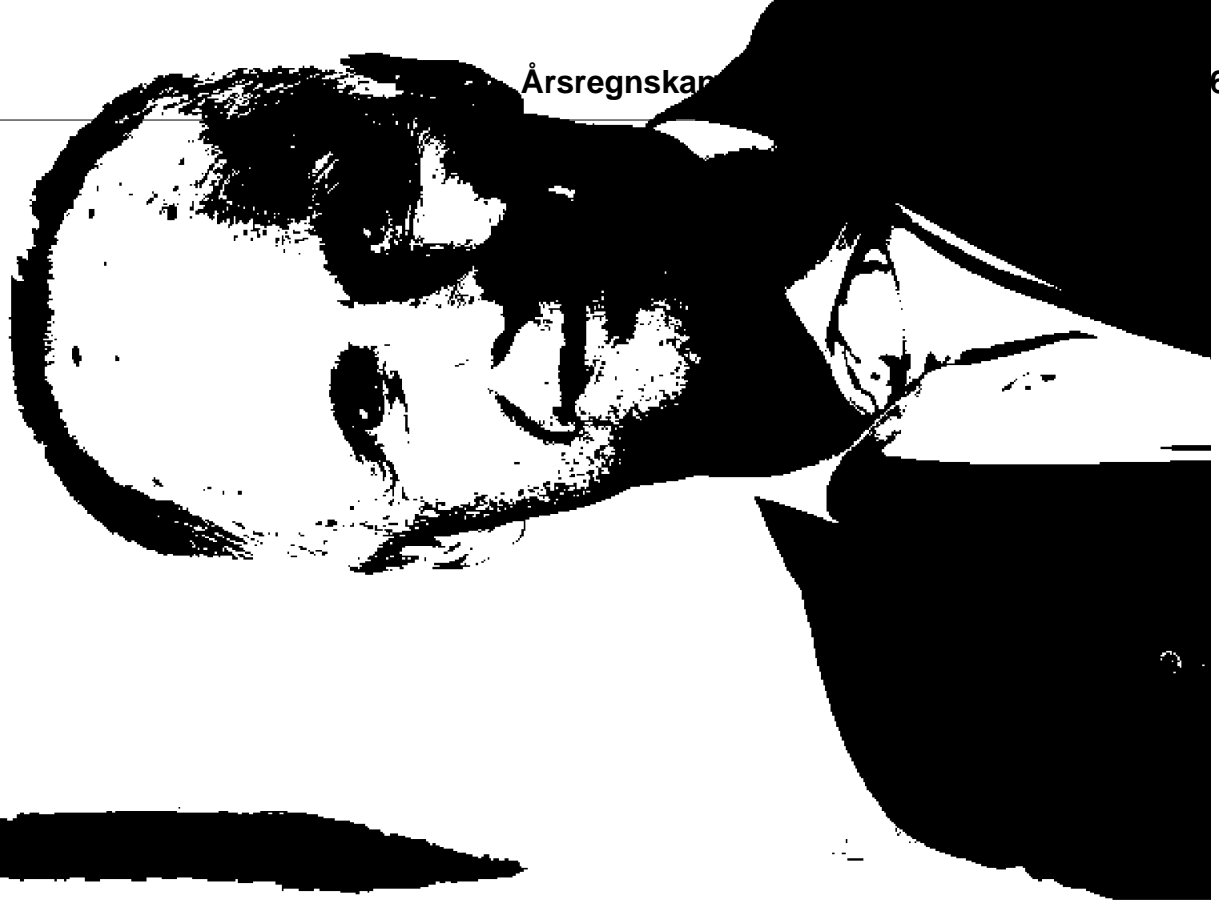
Over the past few years the global technology market has been going through profound change as cloud-enabled advancements and other new technologies are increasingly at the core of enterprise business renewal. To capture the

recognized momentum of a cloud-native, data-oriented and software-driven market, in 2021 we concluded that the best avenue for our company is to pursue a strategy based on specialization.

As a key enabler, we established six specialized end-to-end businesses: the digital engineering business TietoEVRY Create; software businesses TietoEVRY Banking, TietoEVRY Care and TietoEVRY Industry; and businesses with an outsourcing foundation, TietoEVRY Transform and TietoEVRY Connect. From the beginning of 2022, each of the businesses started driving their distinct identity, customer engagement, product/service portfolio, talent attraction, and performance management. Considering the long history we have in operating as an integrated company, this was a significant change. It has been nevertheless delightfully well embraced across our operations and has advanced according to our ambitions.

Steering the future towards software and digital engineering – for higher value

In concrete terms, our specialization strategy is to a great extent about enabling each of our





businesses to pursue its own success; for each to become among the best in its respective market category. With the market momentum towards investing in new cloud, data and software solutions, we foresee further value creation potential especially in our software (Banking, Care, Industry) and digital engineering (Create) businesses – creating the future direction and identity for the company.

Aligned with this direction and to unlock value, during 2022 we initiated key strategic activities for three of the businesses:

- A strategic review of TietoEvry Banking, aimed at a potential listing - as announced in July
- A strategic review to evaluate opportunities for the combined TietoEvry Transform and TietoEvry Connect, including a potential sale or a listing as a spin-off - as announced in November

We expect these strategic reviews to accelerate value creation for TietoEvry shareholders and to provide more options for the businesses to scale. Both processes are progressing as planned, with the aim of concluding within 12-18 months from the announcements. In parallel, we continue to build the position and market reach for our software and digital engineering businesses to leverage their value potential.

Accelerated growth enabled by specialization

TietoEvry achieved strong organic growth of 6% year-on-year, mainly driven by our software

and digital engineering businesses. Create, TietoEvry Banking and TietoEvry Industry and TietoEvry reported moderate growth, while Connect declined along with a recovery for traditional services. To mitigate inflation, we carried out targeted improvement actions in some of our businesses during the year, with expected our company's growth accelerated our quarter, being at 4.5% in the first reaching 8.6% in the fourth quarter (adjusted EBITA) was at the previous levels of 13% for the full year. The performance of the company in 2022 the continuation of attractive divisions defined in our financial ambitions.

Mitigating geopolitical risks in our values

Over the past year we have witnessed unprecedented developments of through the continued war in Ukraine around 2,000 employees in Ukraine been striving to support our people families in all possible ways since the war, including relocation and opportunities to continue working truly humbling to witness the resilience and dedication of our Ukrainian colleagues. TietoEvry we saw it ethically unsound to continue our operations in Russia in 2022 we concluded our operations in Russia.

Acknowledging TietoEvry's role in our customers – some of them

Nordic societies – we have also continued to monitor the overall security and risk landscape carefully and have taken actions throughout the year to enhance our resilience and preparedness.

People engagement and talent attraction in focus

It was a heated talent market in 2022, while we as TietoEVRY were able to manage well below industry level average attrition of approximately 20%, with high focus on employee engagement and active recruitment. During 2022 we were happy to welcome around 4,800 new colleagues to TietoEVRY. Employee engagement is an important indicator of success for us. Our latest engagement measurement in Q4 showed all-time-high results, which is very encouraging to see after a highly transformational year. We rely on our core values of openness, trust and diversity at all times. As a concrete example, we continue to leverage the flexible hybrid ways of working co-created with our employees in 2021.

Accelerating stakeholder trust and value with sustainability

While the situation in Ukraine has called for special attention, during 2022 we also continued to systematically advance our three-year Sustainability Plan launched in 2020, outlining our key priorities for ethical business conduct, climate actions and creating an exciting place to work. During the year, we uplifted our climate ambitions - aligned our carbon-reduction targets with the Paris agreement and had our commitments to the Science Based Targets

with the highest ambition level of limiting global warming to below 1.5°C verified.

Building an inclusive and diverse workplace is a business imperative for us; we develop digital services for diverse users and as there is a shortage of key talent, utilization of the full talent potential is essential. Our ambition is to be a gender-balanced company by 2030, and in 2022 the share of women in the company increased by 2.0% to 31%. To inspire women towards technology careers, we partnered with the SHE Conference across the Nordics during spring 2022. Further, to inspire girls of ages 15-18, we launched a guidebook 'Being an IT girl' in the autumn. In 2023 we will maintain our focus on the diversity ambition across our businesses, some of which are already exemplifying the work with their own initiatives. To show our long-term commitment, our ESG targets for diversity and emission reductions were included as part of TietoEVRY management's long-term incentive plans in 2022.

We have been proceeding well in our carbon-reduction ambitions. During 2022 we continued our work towards circular-economy practices, aiming for carbon neutrality in our own operations by 2025. Aligned with our aspiration to be an industry forerunner and to comply with the highest relevant standards, we also conducted a human rights assessment in 2022 to identify potential negative impacts to people and labor rights caused by our operations. The findings will be further examined and utilized in developing our operations, and our internal

awareness will be enhanced through, for example, our new Human Rights Policy, revised Code of Conduct, and related e-learning.

Sustainability continues to increase in importance for all key stakeholders, employees, customers and investors alike. We recognize the opportunities that digitalization brings for our customers and for society at large, and we are committed to making advancements in key areas.

In 2022 our sustainability work was recognized for our long-term commitments, especially in climate work and gender-balance ambitions. We were able to retain our platinum level in the EcoVadis rating, as well as staying on the A-list compiled by CDP (formerly known as the Carbon Disclosure Project).

Market and investments gearing towards cloud and data


The appetite for superior experiences enabled by data remains strong. The cloud continues to be the foundation for business agility, with data at the core of competitive products and operations. The demand for related services is expected to remain high and to be the catalyst for growth. At the same time, customers continue to emphasize data sovereignty, security and business continuity to safeguard business operations. In parallel, we anticipate the traditional outsourcing market to continue to decline as new cloud technologies are adopted. Technology is a critical means of driving resilience and productivity improvement for our customers across all industries. Given the pace

of innovation in new technologies, we continue to maintain a high activity level for development with our customers.

We recognize the ever-increasing importance of technology in driving our business and for society at large. This is why we have adopted 'purposeful technology'. I strongly believe that the new era we have started for ourselves offers inspiring opportunities for our customers and long-term value for our customers and shareholders. With many exciting developments set in motion, 2023 will certainly be a year of growth. There is however one event that we hope will come to an end during 2022: the war in Ukraine.

I want to sincerely thank all our stakeholders for a successful 2022, and we look forward to continuing our close collaboration in 2023.

Kimmo Alkio
President and CEO



Governance

008	Corporate Governance Statement
009	Annual General Meeting
010	Shareholders' Nomination Board
012	The Board of Directors
017	The President and CEO and operative management
019	Internal control and risk management
020	Related-party transactions
020	Insider administration
021	Auditors

Remuneration

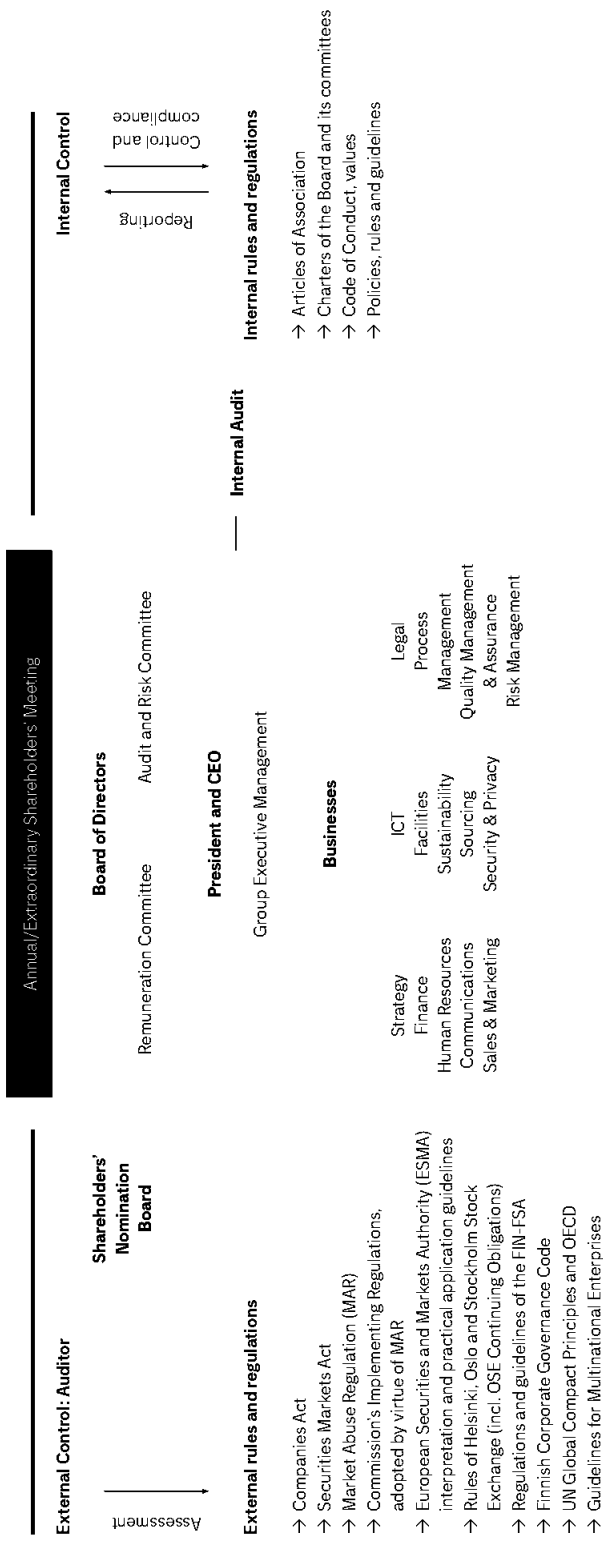
022	Remuneration report
-----	---------------------

Corporate Governance Statement

Tietoenvy is committed to good corporate governance. In addition to the relevant legislation and rules of the Helsinki, Oslo and Stockholm stock exchanges, Tietoenvy complies with the Finnish Corporate Governance Code issued by the Securities Market Association of Finland in 2020 with the exception of the appointment procedure for electing personnel representatives to the Board of Directors (Recommendation 5) as described in detail in The Board of Directors section.

This Corporate Governance Statement has been prepared in accordance with the Finnish Corporate Governance Code 2020. The code is available at www.cgfinland.fi. This statement has been issued separately from the report by the Board of Directors and is included in the Financial Review 2022.

GOVERNANCE AT TIETOEVRY



Annual General Meeting

TietoEVRY's supreme decision-making body is the Annual General Meeting (AGM). Every shareholder has a right to participate in the AGM and each share in TietoEVRY entitles its holder to one vote. However, no shareholder is allowed to vote at a General Meeting with more than one fifth (1/5) of the votes represented at the meeting.

The AGM elects the members of the Board of Directors (including the Chairperson) and appoints auditors, decides on their compensation and discharges the members of the Board of Directors and President and CEO from liability. The AGM's approval is required for option programmes as well as Board authorizations for share repurchases and share issues. The meeting also makes the decision on the Board's dividend proposal.

The following persons are usually present at TietoEVRY's AGM:

- Board of Directors: Chairperson, members and new member candidates
- Group Management: President and CEO, CFO
- Auditors

For more information on the AGM 2023 and previous meetings, shareholders and participation possibilities, please visit www.tietoevry.com/agma.

AGM 2022

- In 2022, TietoEVRY's AGM convened on 24 March at TietoEVRY's headquarters in Espoo, Finland. To limit the spread of the Covid-19 pandemic, the company complied with the Act on Temporary Deviation from the Companies Act, under which shareholders were only allowed to participate in the AGM and exercise their shareholder rights by voting, submitting questions and making counterproposals in advance. Altogether 562 shareholders and 77,075,938 shares (65.1% of the total outstanding shares) participated in the advance voting.

Shareholders' Nomination Board

The company's AGM decided in 2010 to establish a Shareholders' Nomination Board (SNB), which is a body of shareholders responsible for preparing the proposals to the AGM for the election and remuneration of the members of the Board of Directors (including employee representatives).

The SNB consists of five members. Four of the members represent the four major shareholders who on 31 August held the largest number of votes conferred by all shares in the company and who wished to participate in the nomination process. The fifth member is the Chairperson of the company's Board of Directors. The term of office of the SNB members expires when a new SNB has been appointed. The SNB itself is an organ that has been established for the time being. The charter of the SNB is available on the company's website.

The SNB based on shareholdings as at 31 August 2022 consisted of the following representatives announced by TietoEVRY's shareholders:

Nominated by Solidium Oy:

Petter Söderström
 Main occupation: Investment Director, Solidium Oy
 Born: 1976
 Nationality: Finnish
 Education: MSc. (Econ.)

Nominated by Cevian Capital Partners Ltd:

Gustav Moss
 Main occupation: Partner, Cevian Capital AB
 Born: 1988
 Nationality: Swedish
 Education: MSc. (Finance & Accounting)

Nominated by Incentive AS:

Alexander Kopp
 Main occupation: Investment Manager, Incentive AS
 Born: 1981
 Nationality: Norwegian
 Education: A.B. (Econ.) Harvard College

Nominated by Ilmarinen Mutual Pension Insurance Company:

Mikko Muirsula
 Main occupation: Chief Investment Officer, Ilmarinen Mutual Pension Insurance Company
 Born: 1966
 Nationality: Finnish Education: MSc. (Econ.)

Representing the Board of Directors of TietoEVRY Oy:
 Tomas Franzén

The SNB convened five times and provided TietoEVRY's Board of Directors on 30 January 2023 with its proposals to the AGM 2023. The SNB proposes to the AGM that the Board of Directors shall have nine members and that the current Board members Tomas Franzén, Liselotte Hägertz Engstam, Harri-Pekka Kaukonen, Katharina Moshem and Endre Rangnes be re-elected. Timo Ahopelto, Angela Mazza Teufer and Niko Pakalén have informed that they are not available for re-election. Bertil Carlén, Elisabetta Castiglioni, Gustav Moss and Petter Söderström are proposed as new members. The Shareholders' Nomination Board proposes that Tomas Franzén shall be re-elected as the Chairperson of the Board of Directors.

The biographical details of the candidates and information on their holdings in TietoEVRY are available on the company's website at www.tietoevry.com/en/investor-relations/governance/proposed-new-members-of-the-board/.

The Shareholders' Nomination Board proposes that the remuneration of the members of the Board of Directors elected by the Annual General Meeting be annual fees: EUR 133 000 to the Chairperson (2022: EUR 128 500), EUR 72 000 to the Deputy Chairperson (2022: EUR 72 000) and EUR 54 500 to the other members (2022: EUR 54 500).

In addition to these fees, it is proposed that the Chairperson of a permanent Board Committee be paid an annual fee of EUR 20 000, and a member of a permanent Board Committee be paid an annual fee of EUR 10 000. It is also proposed that the members elected by the Annual General Meeting will be paid EUR 800 for each Board meeting and for each permanent or temporary committee meeting. Further, it is proposed that the employee representatives elected as ordinary members of the Board of Directors be paid an annual fee of EUR 15 000 and the employee representatives elected as deputy members of the Board of Directors be paid an annual fee of EUR 7 500.

The Shareholders' Nomination Board is of the opinion that further increasing the long-term shareholding of the Board members will benefit all the shareholders. Every member of the Board of Directors elected by the Annual General Meeting is expected to over a five-year period accumulate a shareholding in the company that exceeds his/her one-time annual remuneration.

The Shareholders' Nomination Board therefore proposes that part of the annual remuneration may be paid in the company's shares purchased from the market. An elected member of the Board of Directors may, at his/her discretion, choose from the following five alternatives:

- No cash, 100% in shares
- 25% in cash, 75% in shares
- 50% in cash, 50% in shares
- 75% in cash, 25% in shares, or
- 100% in cash, no shares.

The shares will be acquired directly on behalf of the members of the Board within two weeks from the release of the company's interim report 1 January–31 March 2023. If the remuneration cannot be delivered at that time due to insider regulations or another justified reason, the company shall deliver the shares later or pay the remuneration fully in cash.

The remuneration of the employee representatives elected as members of the Board of Directors will be paid in cash.

The Board of Directors

It is the general obligation of Tietoevry's Board of Directors to safeguard the interests of the company and its shareholders.

Composition and election

According to Tietoevry's Articles of Association, the Board of Directors elected by the shareholders shall consist of at least six and no more than twelve members. Board members have a term of office of one year, expiring at the closing of the first AGM following the election.

The company has defined as an objective that in addition to professional competence, Tietoevry's Board members shall be diversified in terms of gender, occupational and professional background and that the Board as a group shall have sufficient knowledge of and competence in, inter alia, the company's field of business and markets as well as environmental, social and governance matters.

The SNB, which consists of representatives nominated by the company's largest shareholders, prepares a proposal on the composition of the Board to be presented to the AGM for its decision. The company has ensured that the diversity principles have been included in the charter of the SNB and charter of the Board and taken into account in the SNB work and candidate search. Three out of eight members elected by the AGM during 2022 were female. Gender diversity is continuously on the SNB's agenda.

In addition to the members proposed by the SNB and elected by the AGM, Tietoevry's personnel elected two members and two deputy members to the Board of Directors. This special appointment procedure is a departure from Recommendation 5 "Election of the Board of Directors" of the Corporate Governance Code. Personnel representation is based on the Finnish Act on Personnel Representation in the Administration of Undertakings and was originally agreed between the company and personnel of the Group by way of a Personnel Representation Cooperation Agreement in 2007.

The objectives of the personnel representation are, inter alia, to provide opportunities for the personnel to influence and affect the organization, to improve communication and decision making within the Group, to increase mutual trust and confidence between corporate management and the personnel as well as to increase and develop the feeling of security among the personnel. The personnel representatives, however, are not entitled to participate in the handling of matters that concern the appointment or dismissal of corporate management, the contractual terms of the management, the terms of employment of staff or matters related to industrial actions.

Board of Directors as at 31 December 2022¹⁾

Name	Born	Nationality	Education	Main occupation
Tomas Franzén (Board and RC Chairperson)	1962	Swedish	MSc. (Eng.)	Professional Board member
Timo Ahopelto (Deputy Chairperson)	1975	Finnish	MSc. (Tech.)	Entrepreneur, investor and professional Board member
Hari-Pekka Kaukonen (ARC Chairperson)	1963	Finnish	DSc. (Tech.)	Professional Board member
Liselotte Hägertz Engstam	1960	Swedish	MSc. (Civ. Eng.)	Expert advisor, professional Board member
Angela Mazza Teuffer	1973	Italian and Swiss	Master of Business Adm.	Managing Director, Ambulatory Information Systems DACH
Katharina Mosheim	1976	Austrian	Ph.D. (Econ.)	CEO, Alpha Planos AS
Niko Pakalén	1986	Finnish and Swedish	MSc. (Econ.)	Partner, Cevian Capital AB
Endre Rangnes	1959	Norwegian	BBA (Econ.)	CEO, Zolva Group, professional Board member
Robert Spinelli (personnel representative) ²⁾	1957	Swedish	General data processing	Customer Executive
Ilpo Waijus (personnel representative)	1974	Finnish	BBA	Test Manager

¹⁾ Leif Teksum and personnel representatives Tommy Sander Aldrin, Ola Hugo Jordhey and Anders Palkinn served as Board members until the AGM on 24 March 2022.

²⁾ Board member as of the AGM on 24 March 2022.

Independence and attendance in meetings of the Board and its committees in 2022

Name	Member since	Independent of company	Independent of shareholder	Board ³⁾	Audit and risk committee	Remuneration committee
Tomas Franzén	2019	yes	yes	14/14		6/6
Timo Ahopelto	2017	yes	no	10/14	6/6	
Harri-Pekka Kaukonen	2016	yes	yes	12/14	6/6	6/6
Liselotte Hågertz Engstam	2018	yes	yes	14/14	6/6	
Angela Mazza Teufer	2021	yes	yes	13/14		
Katharina Mosheim	2020	yes	yes	14/14	5/5	
Niko Pakalén	2019	yes	yes	14/14	6/6	
Endre Rangnes	2014	yes	yes	12/14		6/6
Leif Teksum ¹⁾	2019	yes	yes	2/2	1/1	
Robert Spinelli ¹⁾	2022	no	yes	12/12		
Iipo Waljus	2014	no	yes	13/14		
Tommy Sander Aldrin ²⁾	2019	no	yes	2/2		
Anders Palkint ²⁾	2019	no	yes	2/2		
Ola Hugo Jordhøy ³⁾	2019	no	yes	2/2		

¹⁾ Board member as from 24 March 2022.

²⁾ Board member until 24 March 2022.

³⁾ One Board subgroup met eight times. Meeting fees were paid for these meetings.

All Board members elected by the AGM of TietoEVRY are independent of the company and seven out of eight members elected by the AGM are independent of the company's significant shareholders. The independence of the members is evaluated at the Board's constitutive meeting. The Board members shall inform the Board if any changes in these circumstances occur, in which case their independence will be re-evaluated.

More detailed background information regarding the Board members, such as working experience, past and present positions of trust and remuneration, is presented on the company's website at www.tietoevry.com/investors.

Tasks

The main duties and working principles of the Board have been defined in a written charter. Additionally, the work of the Board is based on an annual action plan.

More specifically, the Board:

- approves the company's values, strategy and organizational structure
- defines the company's dividend policy
- approves the company's annual plan and budget and supervises their implementation
- monitors management succession, appoints and discharges the President and CEO
- decides on the President and CEO's compensation, sets annual targets and evaluates their accomplishment
- decides on the compensation of the President and CEO's immediate subordinates
- addresses the major risks and their management at least once a year
- reviews and approves interim reports, annual reports and consolidated financial statements
- reviews and approves the company's key policies
- is accountable for guiding the organization's strategy on environmental, social and governance (ESG) topics
- meets the company's auditors at least once a year without the company's management
- appoints the members and Chairpersons of the Board's committees and defines their charters
- reviews assessments of its committees as well as the President and CEO
- evaluates its own activities.

Work

The Board has scheduled meetings every one to two months. Besides the Board members, the meetings are attended by the President and CEO, Chief Financial Officer (CFO) and General Counsel, who acts as secretary of the meetings. In addition to the scheduled meetings, the Chairperson shall convene the Board whenever needed as well as at the request of any of its members or the President and CEO.

Matters to be handled are prepared by the Board committees and the President and CEO. The Board receives information on the company's financial performance monthly and more detailed financial reports quarterly. Any material related matters to be handled by the Board is provided four days prior to the meeting. Other case-specific materials are delivered at the management's initiative or the Board's request. Board members shall be informed about all significant company events immediately.

2022

- The Board convened 14 times in 2022 and the average attendance was 94.9%.
- The Board met five times during the year without the management present.
- The Board held one joint meeting with the auditors.
- The Board met the auditors once without the presence of the management.

Assessment

The performance of TietoEVRY's Board is assessed annually; the latest assessment was carried out by a full 360-degree evaluation with an external consultant during autumn 2022. Assessments review the Board's knowledge of the company's operations and management, as its understanding of the field of business as well as how key ESG topics are addressed. Additionally, the effectiveness of the Board work is evaluated. The SNB is informed of the results, which are also taken into consideration when the Board draws up its next annual plan.

Committees

TietoEVRY's Board is assisted by two permanent committees that prepare matters for which the Board is responsible. The Board defines the charters of the committees and decides on their composition. The Board establishes temporary subgroups whenever it is needed for a specific topic. The entire Board remains responsible for the duties assigned to the committees/subgroups.

Remuneration Committee

Composition

The Remuneration Committee (RC) comprises of at least three non-executive directors elected by the Board. The majority of the members shall be independent of the company. The Head of HR acts as secretary of the meetings.

Based on the Board's decision, the RC was composed of the following non-executive directors who were independent of the company and of significant shareholders:

- Tomas Franzen (Chairperson)
- Harri-Pekka Kaukonen
- Endre Rangnes.

Work

The committee meets regularly and at least twice a year. The Chairperson of the committee reports to the Board when applicable. The main tasks of the committee are to:

- monitor the targets of the compensation schemes, implementation of the compensation schemes, performance assessment and compensation determination
- ensure that the targets set for earning the bonuses defined in the compensation scheme are met
- prepare a proposal for the Deputy Chairperson of the Board

- prepare a proposal on the committees (members and Chairpersons, and the duties and responsibilities of the committees)
- monitor corporate governance
- prepare a compensation proposal concerning the President and CEO and his immediate subordinates, and the principles of personnel compensation, including applicable ESG targets
- prepare for the Board option schemes and other share-based incentive schemes
- evaluate the performance of the President and CEO
- prepare the assessment of the Group Management
- prepare a proposal on the Board's charter.

2022

- The committee convened six times in 2022 and the average attendance was 100%.
- In addition to its normal responsibilities within the scope of its charter, the committee followed the functioning of short- and long-term incentive plans to ensure that they supported the achievement of the objectives as well as the development of the remuneration of the Group Management.

Audit and Risk Committee

Composition

The Audit and Risk Committee (ARC) comprises at least three non-executive directors who are independent of the company and out of whom at least one member shall be independent of the significant shareholders. The Chairperson and the members are elected by the Board. At least one committee member must have expertise in accounting, bookkeeping or auditing. TietoEVRY's Deputy General Counsel acts as secretary of the meetings.

In 2022, all committee members were non-executive directors who were independent of the company and of significant shareholders, except for Timo Ahopelto who is independent of the company and non-independent of a significant shareholder. All members have extensive experience in corporate management and financial issues and therefore have the required expertise.

Based on the Board's decision, the ARC was composed of

- Harri-Pekka Kaukonen (Chairperson)
- Timo Ahopelto
- Liselotte Hägertz Engstam
- Katharina Mosheim
- Niko Pakalén

Work

The committee convenes regularly at least four times a year and meets the company's auditors, also without the company's management present. The Chairperson of the committee reports to the Board. The main tasks of the committee are to:

- review and supervise internal control – particularly the financial reporting process – and risk management
- discuss and review the interim and annual reports and the consolidated financial statements; including non-financial information, EU taxonomy and other relevant ESG reporting topics
- assess compliance with legislation, official regulations and the company's Code of Conduct
- evaluate the sufficiency of internal control and the internal audit
- examine, assess and approve the internal audit plan
- assess the appropriate coverage of risk management and monitor the efficiency of risk management
- review significant risks and unusual business events
- prepare for the Board's decision a proposal for the AGM on the nomination of external auditors and their compensation
- evaluate the external auditors' independence, assess the audit plan and examine the audit reports
- monitor the statutory audit and consult with the auditors regarding matters that should be brought to the Board's attention.

2022

- The committee convened six times in 2022 and attendance was 100%.
- In addition to its regular agenda, the committee followed up progress in delivery management and quality as well as development in privacy and cybersecurity.

The President and CEO and operative management

Members of the Group management as at 31 December 2022¹⁾

Kimmo Alkio
 President and CEO
 Born: 1963
 Nationality: Finnish
 Education: BBA and Executive MBA
 Joined TietoEVRY in 2011

Kishore Ghadivaram
 Head of Strategy
 Born: 1972
 Nationality: Indian
 Education: BSc. (Tech.)
 Joined TietoEVRY in 2008

Tomi Hyryläinen
 Chief Financial Officer
 Born: 1970
 Nationality: Finnish
 Education: MSc. (Econ.)
 Joined TietoEVRY in 2018

Ari Järvelä
 Managing Director, TietoEVRY Care and TietoEVRY Industry
 Born: 1969
 Nationality: Finnish
 Education: MSc. (Eng.)
 Joined TietoEVRY in 2001

Satu Kiskinen
 Managing Director, TietoEVRY Transform
 Born: 1965
 Nationality: Finnish
 Education: M/Sc. (Econ.)
 Joined TietoEVRY in 2013

Christian Pedersen
 Managing Director, TietoEVRY Create
 Born: 1974
 Nationality: Norwegian
 Education: MSc. (Tech.)
 Joined TietoEVRY in 2014

Christian Segersven
 Managing Director, TietoEVRY Banking
 Born: 1975
 Nationality: Finnish
 Education: MSc. (Tech.)
 Joined TietoEVRY in 2013

Johan Torstensson
 Managing Director, TietoEVRY Connect
 Born: 1969
 Nationality: Swedish
 Education: MBA in Finance and Management
 Joined TietoEVRY in 2019

Trond Vinje
 Head of HR
 Born: 1968
 Nationality: Norwegian
 Education: MSc. (Pol. Sci.)
 Joined TietoEVRY in 2015

The remuneration and more detailed background information, such as full CVs of the Group Management, are presented on the company's [website](#).

¹⁾ Main Fors-Skjaaveland acted as Head of Operations until 31 December 2022.

Shareholdings of the Group Management

Name	Shares at 31 Dec. 2022	Shares at 31 Dec 2021
Kimmo Alkio	73 911	58 439
Malin Fors-Skjæveland ¹⁾	5 295	3 552
Kishore Ghadiyaram	16 128	12 829
Tomi Hynyläinen	7 390	4 120
Ari Järvelä	16 239	15 064
Satu Kiiskinen	22 381	25 598
Christian Pedersen	8 064	6 321
Christian Segersven	0	0
Johan Torstensson	0	1 059
Trond Vinje	32 986	33 518

¹⁾ Position ended on 31 December 2022.

Internal control and risk management

Tietoevry's internal control framework supports the execution of the strategy and ensures regulatory compliance. The foundation for internal control is set by the risk management framework, financial control, internal audit and supporting policies.

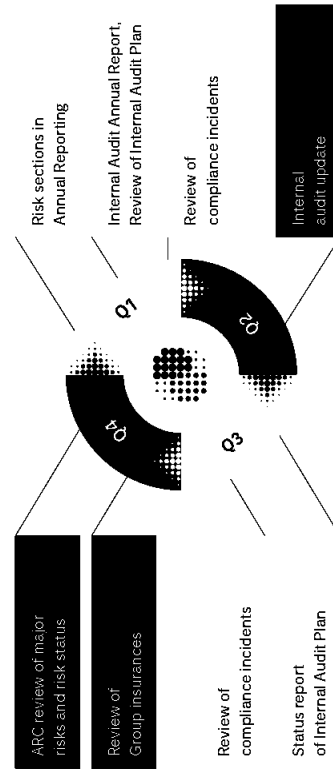
The aim of Tietoevry's internal control framework is to assure that operations are effective and well aligned with the strategic goals. The internal control framework is intended to ensure correct, reliable, complete and timely financial reporting and management information.

The framework endorses ethical values, good corporate governance and risk management practices. The activities related to internal control and risk management are part of Tietoevry's management practices and integrated into the business and planning processes.

Risk management framework

Tietoevry uses systematic risk management to develop the efficiency and control of business operations as well as their profitability and continuity.

ANNUAL CLOCK FOR THE AUDIT AND RISK COMMITTEE



Review of project and delivery risks in each ARC meeting

The risk management framework consists of the risk management organization, related policies, processes, tools and common ways of working. The risk management organization develops and maintains

the company's risk management framework, including risk reporting, risk management governance and follow-up of risk exposures consisting of strategic, financial, operational, compliance and people risks.

The risk management organization consists of the Group Risk Management unit, nominated Risk Managers and Business Continuity Managers in the units and key stakeholders in functions. A group-wide Risk Manager Forum and Business Continuity Forum have been established for information sharing, setting direction of risk and continuity management, as well as crisis management, collaboration between units and reviewing steering documents. In addition, the forums align group-wide risk management business continuity and crisis management activities and ensure company-wide deployment of the frameworks.

Tietoevry has also specified its compliance management system, including the compliance organization, steering model and annual plan for compliance-related activities. The Group Compliance Officer is responsible for maintaining the whistleblowing channel and coordinating investigations as well as ensuring the effectiveness and functionality of the governance model for compliance work.

Governance of risk and compliance

At Tietoevry, governance, risk, and compliance (GRC) are closely linked to and consistently defined in corporate policies and rules with proper controls. In the finance function, for example, financial reporting, compliance and risk monitoring are efficiently integrated into daily operations. By utilizing automated processes, Tietoevry can readily adapt to changes in business conditions, regulations or corporate policy with the necessary risk management controls.

Tietoevry has invested in process automation, which is seen as a way to improve quality and reduce costs. Well-drafted policies and rules are made available to assure that the implications of automation of risk and compliance are fully understood by all parties in the organization.

Continuous development of the risk framework

The development of the Tietoevry GRC (Governance, Risk & Compliance) platform with its related framework continued during 2022. Its effectiveness is validated in business operations by means of active risk assessments of the company's assets, resulting in measurable risk reductions and risk management KPIs.

The Tietoevry GRC platform now comprises the following functionalities:

- Business reporting dashboards
- Risk management and improvement opportunity
- Privacy risk assessments
- Security incident management
- Audit management
- Business continuity management

The GRC platform enables online visibility to the information, with automated notifications to stakeholders and systematic follow-up of actions.

The development of the GRC platform, risk management framework and other frameworks is carried out in close cooperation with the nominated Risk, Continuity, Security, Privacy and Quality Managers in the units, and they are approved by the Tietoevry Group Executive Management and validated by the ARC.

Financial control

The purpose of internal control over financial reporting is to ensure the correctness of financial reporting, including interim and annual reports and the compliance of financial reporting with regulatory requirements.

The ARC has the oversight role in Tietoevry's external financial reporting.

Financial reporting process and responsibilities

Tietoevry has a common accounting and reporting platform. Group consolidation and reporting are based on the reporting system, which facilitates common control requirements for all legal entities reporting to the Group. Tietoevry does continuous improvements to the common accounting and reporting platform to accommodate internal needs and new regulatory requirements.

Financial reporting consists of monthly performance reports, including all the key performance indicators, rolling forecasts and interim financial reports.

Financial reports are regularly reviewed by the Head of Business Finance in the units, the Group Executive Management and the Board of Directors. The follow-up is based on a thorough comparison of the actual figures with the set objectives, forecasts and previous periods. If the figures deviate, the Group Executive Management members are responsible for initiating corrective actions.

Internal audit

The purpose of Tietoevry's Internal Audit function is to assure quality and trust all the way to the customer. Internal Audit functionally reports to the Audit and Risk Committee (ARC) and administratively to the Chief Financial Officer (CFO).

Core services aim at assessing and assuring the adequacy and effectiveness of risk management and internal control within Tietoevry's ecosystem. Assurance and Advice is delivered via data-driven business partnering, enabling digital end-to-end assurance and assurance by design.

Internal Audit applies quarterly planning and delivery cycles, approved by the ARC. This ensures that changes affecting the risk landscape can be addressed when needed. Main input sources for planning are Risk Management, Legal and Compliance functions, Operational Excellence, external auditors as well as business management and the ARC. Services are delivered via co-sourcing with adjacent functions and area subject matter experts. This enables relevance and effectiveness, positively impacting behaviour across Tietoevry's ecosystem.

Related-party transactions

Tietoevry maintains a list of its related parties in accordance with IAS24 and discloses the required information concerning related-party transactions in the report by the Board of Directors and notes to the consolidated financial statements.

Further, the company evaluates and monitors transactions concluded between the company and its related parties and seeks to ensure that any conflicts of interest shall be taken into account in decision making. The Board of Directors has the overall responsibility to monitor the company's measures and evaluate that related-party transactions are entered into in the ordinary course of business and concluded on normal market terms.

Reporting to the Board of Directors takes place at the meeting where the financial statements are approved. The related-party transactions are summarized in note 29 of the consolidated financial statements.

Furthermore, the company has added controls into its processes and decision-making policies to identify and duly handle any transactions with related parties. Testing of customer and supplier transactions is carried out by both the company and its external auditors.

Insider administration

Tietoevry follows the EU Market Abuse Regulation (MAR) and rules of Nasdaq Helsinki and Oslo Børs. In addition, Tietoevry's Board of Directors has adopted an internal Tietoevry Insider Rule.

Tietoevry has specified that the Board of Directors and the President and CEO of the parent company, Tietoevry Corporation, are subject to the requirement to notify their transactions. In addition, Tietoevry has set restrictions on trading for the members of the Group Management, persons participating in the preparation of interim reports and consolidated financial statements as well as other persons who are considered to receive information of a confidential and sensitive nature in their position or service.

The managers and other persons subject to trading restrictions are prohibited from dealing in Tietoevry's shares or other financial instruments during the closed period. The closed period covers 30 calendar days before the disclosure of an interim financial report or a financial statement release including the date of disclosure (= 30 + 1 days).

Tietoevry's General Counsel is in charge of insider administration and the Group Legal and Compliance team monitors compliance with the insider regulation and takes care of necessary guidance and training.

Auditors

The ARC prepares a proposal on the appointment of TietoEVRY's auditors, which is then presented to the Board of Directors and finally to the AGM for its decision. The compensation paid to the auditors is decided by the AGM and assessed annually by the ARC.

The Board of Directors proposes to the AGM, in accordance with the recommendation of the ARC, that the auditor to be elected at the AGM 2023 be reimbursed according to the auditor's invoice and in compliance with the purchase principles approved by the Committee.

The Board of Directors proposes to the AGM, in accordance with the recommendation of the ARC, that the firm of authorized public accountants Deloitte Oy be re-elected as the company's auditor for the financial year 2023. The firm of authorized public accountants Deloitte Oy has notified that APA Jukka Vattulainen will act as the auditor with principal responsibility.

Auditing

The AGM 2022 elected the firm of authorized public accountants Deloitte Oy as the company's auditor for the financial year 2022. Deloitte Oy notified the company that Authorized Public Accountant Jukka Vattulainen acts as principal auditor.

In 2022, TietoEVRY Group paid the auditors a total of EUR 1.3 (1.3) million in audit fees, and a total of EUR 0.6 (0.5) million for other services.

Remuneration Report

Chairperson letter

Dear Shareholder,

On behalf of TietoEVRY's Remuneration Committee, I am pleased to present our Remuneration Report 2022. The report includes the remuneration of the members of the Board of Directors and the President and CEO (the CEO) for the financial year 2022 and describes how the Remuneration Policy approved by the 2020 Annual General Meeting of Shareholders has been implemented in practice. We will present this report at our 2023 Annual General Meeting for an advisory shareholder vote.

Our approach to remuneration

Our purpose as a Remuneration Committee is to ensure that remuneration plans at TietoEVRY reflect our long-standing remuneration principles of aiming to attract and retain the best talent, motivate all employees and align the goals of our shareholders, executives and other stakeholders to enhance the value of the company. We reward our employees for high performance in achieving both individual and the company's objectives. Thus, we are linking remuneration to the successful execution of our strategy, driving a major renewal of the company.

TietoEVRY is reconfiguring its businesses with a view to unlocking the full value potential of its portfolio. During summer 2022, we initiated a strategic review of our Banking business, which is expected to support a clear financial services software identity to attract the best talent. Later during the year, we announced a strategic review of TietoEVRY Transform and TietoEVRY Connect as a combined business. These actions seek to accelerate TietoEVRY's strategy implementation and position the company as a software and digital engineering business. Furthermore, they contribute to the company's uplifted financial ambitions.

Our remuneration structure aims to reinforce and support our strategic target of driving the expansion and growth of the company. With clear targets for both short- and long-term incentives, the Board of Directors aims to support sustainable value creation for all stakeholders. Therefore, our long-term incentive plans are linked both to strategic and financial measures as well as Environmental, Social and Governance (ESG) measures.

A significant proportion of our CEO's remuneration is derived from variable pay, comprising both short- and long-term incentives. The Board of Directors aims to ensure that the remuneration is well aligned with the execution of the strategy – which is particularly important during the era of significant ongoing renewal – and the financial performance of the company.

TietoEVRY's performance and remuneration in 2022

In 2022, organic revenue growth accelerated to 6% driven by strong development in our consulting and software business. TietoEVRY was also successful in maintaining healthy profitability levels in a challenging era of high inflation and was able to deliver a Group-adjusted operating profit of EUR 379.2 million. 2022

was the final year in the Performance Share Plan (PSP) 2020–2022 with earnings per share (EPS) and relative total shareholder return (relative TSR) as performance measures. For relative TSR, TietoEVRY's share was compared to relevant share index performance between 2020 and 2022. Relative TSR reached the maximum level set for the plan and EPS achievement was between threshold and target set for the plan.

The remuneration for the Board of Directors and the CEO during the financial year 2022 was executed in accordance with the 2020 Remuneration Policy. No deviations from the Remuneration Policy have been made and no remuneration of the Board of Directors nor the CEO has been reclaimed or restated during the financial year 2022.

Environmental, Social and Governance measures and their link to remuneration

As part of its strategy, the company has made a long-term commitment to sustainability by increasing its focus on Environmental, Social and Governance (ESG) aspects. In Performance Share Plan 2022–2024, the company included key ESG measures into the plan metrics. The reduction of CO₂ emissions and gender diversity in the form of female recruits are also included in the new Performance Share Plan 2023–2025 metrics with increased weight compared to the previous plan. The target levels set by the Board of Directors are based on the long-term ambitions of the company and support the execution of the strategy.

On behalf of TietoEVRY Remuneration Committee

Tomas Franzén
Chairperson of the Remuneration Committee

Committee members during 2022:

- Tomas Franzén
- Endre Rangnes
- Harri-Pekka Kaukonen

This Remuneration Report has been prepared in accordance with the Finnish Corporate Governance Code 2020, and the requirements set forth in the Finnish Limited Liability Companies Act, the Finnish Securities Markets Act, and the Decree of the Ministry of Finance.

Remuneration of the Board

According to the decision of Tietoevry's AGM 2022, the annual remuneration of the Board of Directors is the following:

- EUR 128 500 to the Chairperson,
- EUR 72 000 to the Deputy Chairperson and
- EUR 54 500 to the ordinary members of the Board of Directors.

In addition to these fees, the Chairperson of a permanent Board Committee receives an annual fee of EUR 20 000 and a member of a permanent Board Committee receives an annual fee of EUR 10 000. In addition, remuneration of EUR 800 is paid to the Board members elected by the Annual General Meeting for each Board of Director's meeting, permanent committee or temporary subgroup meeting. Further, remuneration for employee representatives elected as ordinary members of the Board of Directors will be an annual fee of EUR 15 000, which is paid in cash only.

Furthermore, the AGM 2022 decided that part of the fixed annual remuneration may be paid in the company's shares purchased from the market. An elected member of the Board of Directors may, at his/her discretion, choose to receive the fee from the following alternatives:

1. No cash, 100% in shares
2. 25% in cash, 75% in shares
3. 50% in cash, 50% in shares
4. 75% in cash, 25% in shares
5. 100% in cash, no shares.

No restrictions have been set on Board members concerning how they may assign these shares, but the company recommends that Board members should retain ownership of all the shares they have received as remuneration for as long as they serve on Tietoevry's Board.

In addition to the share remuneration, the Board members do not belong to or are not compensated with other share-based arrangements, nor do the members have any pension plans at Tietoevry except the personnel representatives. Tietoevry executives or employees are not entitled to compensation for their Board positions or meeting attendance in the Group companies, with the exception of the employee representatives elected as ordinary members to the parent company's Board of Directors. None of the Board members, except the personnel representatives, have an employment relationship or service contract with Tietoevry.

Compensation of Individual Board members and the Board in 2022¹⁾

Name	Annual remuneration		
	EUR ²⁾	Shares ³⁾	Meeting based, EUR
Tomas Franzén, Chairperson Board and RC ⁴⁾	74 265	3 296	20 800
Timo Ahopelto, Deputy Chairperson ⁴⁾	41 008	1 820	17 600
Harri-Pekka Kaukonen, Chairperson ARC ⁴⁾	42 270	1 875	18 400
Liselotte Hägertz Engstam ⁵⁾	48 396	715	15 200
Angela Mazza Teufer ⁶⁾	13 644	1 814	9 600
Katharina Mosheim ⁵⁾	48 396	715	14 400
Niko Pakalén ⁷⁾	64 500	0	21 600
Endre Rangnes ⁴⁾	32 270	1 431	13 600
Leif Teksum ⁸⁾	—	—	2 400
Robert Spinelli, personnel rep.	15 000	—	—
Iipo Wajjus, personnel rep.	15 000	—	—
In total	394 749	11 666	133 600

¹⁾ The Board members have not received any other benefits.

²⁾ Gross compensation before taxes.

³⁾ Shares were purchased and delivered in May 2022.

⁴⁾ 50% in cash, 50% in shares.

⁵⁾ 75% in cash, 25% in shares.

⁶⁾ 25% in cash, 75% in shares.

⁷⁾ 100% in cash.

⁸⁾ Board member until 24 March 2022.

Board of Directors' shareholdings in TietoEVRY⁹⁾

Name	At 31 Dec 2022		At 31 Dec 2021	
	At 31 Dec 2022	At 31 Dec 2021	At 31 Dec 2022	At 31 Dec 2021
Tomas Franzén, Chairperson Board and RC	10 704	10 704	7 408	7 408
Timo Ahopelto, Deputy Chairperson	7 244	7 244	5 424	5 424
Harri-Pekka Kaukonen, Chairperson ARC	9 768	9 768	7 893	7 893
Liselotte Hägertz Engstam	4 096	4 096	3 381	3 381
Angela Mazza Teufer	3 176	3 176	1 362	1 362
Katharina Mosheim	1 767	1 767	1 052	1 052
Niko Pakalén	2 786	2 786	2 786	2 786
Endre Rangnes	7 705	7 705	6 274	6 274
Leif Teksum (partly via Teklei Consulting AS)	—	—	8 488	8 488

⁹⁾ Corporations over which the Board members exercise control did not have shares or share-based rights on 31 December 2022.

President and CEO's total remuneration
Kimmo Alkio Remuneration paid during fiscal year 2022 Rewards to be paid during fiscal year 2023, STI 2022, and LTI 2020-2022

Salary	EUR 825 465	
Benefits	EUR 28 050	
Short-term incentive	EUR 484 380 (STI 2021) ¹⁾	EUR 991 586 (STI 2022)
Long-term incentive ²⁾	EUR 705 461 (PSP 2019-2021)	55 622 gross shares (PSP 2020-2022)
Total	EUR 2 043 355	
Fixed vs. variable compensation	42% / 58%	
Pension expenditure, voluntary defined contribution	EUR 205 054 ³⁾	

¹⁾ Incentive level adjustment downwards by the Board of Directors based on Group-wide incentive multiplier.

²⁾ Total gross long-term incentive reward, which is partly delivered in shares, partly converted to cash to cover income tax.

³⁾ Payments to defined contribution plans are recognized as expenses for the period to which they relate. After payment of the contribution the Group has no further obligations in respect of such plans.

Variable, performance-based pay, meaning short- and long-term incentives, forms a substantial part of the CEO's total remuneration. In 2022, the paid short- and long-term incentives formed 58 per cent of total compensation and the fixed annual compensation 42 per cent. The CEO is eligible for a defined contribution (DC) plan where the expenditure is 23% of the annual base salary. Retirement age is 63. No other financial benefits were paid to the CEO in 2022.

Short-term incentive

The incentive for the President and CEO is 75% of the annual base salary when the performance is at expected level and the maximum incentive is 150%. The incentive targets are annually set by the Board of Directors, and the payout is decided by the Board of Directors after the consolidated financial statements have been prepared.

CEO STI 2021 (paid in April 2022)

Reward targets	Weight	Achievement
Group revenue	30%	On target
Group adjusted profit	30%	Between threshold and target
Adjusted free cash flow	10%	At maximum
Strategic and operational goals	30%	On target
Total	100%	102%

CEO STI 2022 (to be paid in 2023)

Reward targets	Weight	Achievement
Group revenue	25%	At maximum
Group adjusted profit	25%	Between target and maximum
Adjusted free cash flow	10%	Below minimum
Strategy and portfolio targets	40%	At maximum
Total	100%	159 %

CEO STI 2023 (potential reward in 2024)

Reward targets	Weight	Achievement
Group revenue	25%	At maximum
Group adjusted profit	25%	Between target and maximum
Adjusted free cash flow	10%	Below minimum
Strategy and portfolio targets	40%	At maximum
Total	100%	159 %

Long-term incentive

Share-based plans reward leadership and key employees for company growth and achievement of defined strategic targets. Tietoevry's Board of Directors decides each year separately on establishing new long-term incentive plans and sets the performance criteria for the performance share plan including the performance requirements for threshold, target and maximum levels. The performance criteria are set and

evaluated for the three-year performance period (except for PSP 2019–2021, for which the performance criteria were reevaluated due to the merger). The ESG performance measures for PSP 2022–2024 and PSP 2023–2025 are based on the company's responsibility targets. The Board nominates the CEO to the LTI plan and decides on the shares to be allocated to him. Shares will be delivered after the consolidated financial statements have been prepared and performance criteria evaluation can be completed.

Performance Share Plan Performance criteria & criteria weight	2019–2021		2020–2022		2021–2023		2022–2024		2023–2025	
	EPS, weight 30%	EPS, weight 50%	EPS, weight 30%	EPS, weight 50%	EPS, weight 33%	TSR, weight 60%	TSR, weight 80%	Revenue growth, weight 30%	Revenue growth, weight 30%	TSR, weight 80%
Achievement in total and per measure	TSR, weight 20%	TSR, weight 50%	TSR, weight 20%	TSR, weight 50%	TSR, weight 33%	Revenue growth, weight 30%	ESG: CO ₂ emissions, weight 10%. Target level: 87% reduction from 2020 baseline by the end of 2025	Revenue growth, weight 30%	ESG: CO ₂ emissions, weight 10%. Target level: 87% reduction from 2020 baseline by the end of 2025	ESG: CO ₂ emissions, weight 10%. Target level: 87% reduction from 2020 baseline by the end of 2025
	Revenue growth, weight 50%	Revenue growth, weight 50%	Revenue growth, weight 50%	Revenue growth, weight 50%	Revenue growth, weight 34%	ESG: CO ₂ emission, weight 5%	ESG: Gender diversity, female recruits, weight 10%. Target level 37% female intake in 2025	ESG: CO ₂ emission, weight 5%	ESG: Gender diversity, female recruits, weight 10%. Target level 37% female intake in 2025	ESG: Gender diversity, female recruits, weight 10%. Target level 37% female intake in 2025
Share delivery	98%	137%	98%	137%	n/a	Revenue growth, weight 5%	n/a	Revenue growth, weight 5%	ESG: Gender diversity, weight 5%	n/a
	EPS 2019: below threshold	EPS: between minimum and target	EPS 2019: below threshold	EPS: between minimum and target	n/a	ESG: Gender diversity, weight 5%	n/a	ESG: Gender diversity, weight 5%	ESG: Gender diversity, weight 5%	n/a
The President and CEO share grants and deliveries	EPS 2020-2021: at maximum	Relative TSR: below threshold	EPS 2020-2021: at maximum	Relative TSR: at maximum	Revenue growth 2020-2021: between threshold and target	Revenue growth 2020-2021: between threshold and target	Revenue growth 2020-2021: between threshold and target	Revenue growth 2020-2021: between threshold and target	Revenue growth 2020-2021: between threshold and target	Revenue growth 2020-2021: between threshold and target
	Revenue growth 2019: between threshold and target	Revenue growth 2019: between threshold and target	Revenue growth 2019: between threshold and target	Revenue growth 2019: between threshold and target	Revenue growth 2019: between threshold and target	Revenue growth 2019: between threshold and target	Revenue growth 2019: between threshold and target	Revenue growth 2019: between threshold and target	Revenue growth 2019: between threshold and target	Revenue growth 2019: between threshold and target
Grant size of Annual Base Salary at share grant ¹⁾	100%	100%	100%	100%	125%	125%	125%	125%	125%	125%
Target number of gross shares	29 433	29 433	29 433	29 433	40 600	40 600	37 900	37 900	43 212	43 212
Maximum number of gross shares	58 866	58 866	58 866	58 866	81 200	81 200	75 800	75 800	86 424	86 424
Shares earned (total gross shares) ²⁾	28 844	28 844	28 844	28 844	55 622	55 622	n/a	n/a	n/a	n/a
Share price at delivery	EUR 24.4578	EUR 24.4578	EUR 24.4578	EUR 24.4578	n/a	n/a	n/a	n/a	n/a	n/a

¹⁾The CEO LTI grant size was adjusted for PSP 2020–2022 and onwards by the Board to take into account the larger company size after the merger.

²⁾Shares earned shows the total number of shares after performance criteria achievement. Part of the reward is converted to cash payment to cover income tax.

Updated information on the shares held by the President and CEO is available on the company's website at www.tietoevry.com/investors under the insider register.

Comparative remuneration data

The information in the table below is based on Tieto's data until the merger of Tieto and EVRY on 5 December 2019. The data from 2020 and onwards represent post merger values.


	2018	2019	2020	2021	2022
Revenue	EUR million 1 599.5	1 734.0	2 786.4	2 823.4	2 928.1
Operating profit (EBIT)	EUR million 154.7	126.8	146.7 ⁴⁾	382.0 ⁴⁾	266.5
Board remuneration ¹⁾					
Chairperson	91 000	98 000	125 000	125 000	128 500
Deputy chairperson	55 000	58 000	70 000	70 000	72 000
Board member	36 000	38 000	53 000	53 000	54 500
	800	800	800	800	800
Employee representative			15 000	15 000	15 000
CEO remuneration ²⁾	1 788 302	2 589 032	2 636 446	2 404 562	2 248 409
Employee remuneration ³⁾	60 710	62 155	62 452	64 084	65 454

¹⁾ Post merger, in addition to these fees, the Chairperson of a permanent Board Committee receives an annual fee of EUR 10 000.

²⁾ CEO remuneration consists of gross rewards paid during the reported year. 2019 and 2020 include a merger success bonus related to the merger of Tieto and EVRY.

³⁾ Employee average compensation from 2020 onwards is based on personnel expenses divided by the average number of employees, and for the other years, the end-of-year employee figures.

⁴⁾ In 2021, TietoEVRY's operating profit includes EUR 104.0 million in capital gains from divestments, whereas in 2020, adjustment items included substantial costs related to integration. Eliminating all non-recurring items, adjusted operating profit (EBITA) stood at EUR 367.8 million (2021) and EUR 355.0 million (2020).



Financials

029	Detailed table of contents
030	Report by the Board of Directors
070	Consolidated financial statements
129	Parent company's financial statements
141	Dividend proposals, signatures for the Board of Directors' report and Financial Statement and Auditor's note
142	Auditor's report

Report by the Board of Directors¹⁾

About TietoEvry	030	Income statement	070	18. Management of financial risks and capital structure	106	8. Intangible assets	135
Highlights of 2022	030	Statement of other comprehensive income	070	19. Interest-bearing loans and borrowings	111	9. Tangible assets	135
Five-year key figures	031	Statement of financial position	071	20. Leases	113	10. Investments	136
IT market development	032	Statement of cash flows	072	21. Financial income and expenses	116	11. Long-term receivables	136
Strategy	033	Statement of changes in shareholders' equity	073	22. Financial assets and liabilities - carrying amount and fair value and fair value hierarchy	117	12. Current receivables	136
Performance in 2023	035	Notes to the consolidated financial statements (IFRS)		23. Derivatives	119	13. Prepaid expenses and accrued income	137
Financial performance	035	1. Corporate information	075	24. Cash and cash equivalents	120	14. Changes in shareholders' equity	137
Investments and development	039	BASIS OF PREPARATION		25. Share capital and reserves	120	15. Provisions	138
Order backlog	039	2. Principal accounting policies	075	OTHER INFORMATION		16. Non-Current liabilities	138
Major agreements	040	3. Adoption of new and amended IFRS standards and interpretations	076	26. Divestments	122	17. Current liabilities	138
Changes in Group structure	043	4. Use of judgements and estimates	076	27. Subsidiaries	124	18. Accrued liabilities and deferred income	139
Branches	043	PERFORMANCE FOR THE YEAR		28. Interests in joint ventures	126	19. Deferred tax assets and liabilities	139
Personnel	044	5. Segment information	077	29. Related party transactions	128	20. Contingent liabilities	139
Non-financial information	045	6. Revenue	080	30. Commitments and contingencies	128	21. Derivatives	140
Shareholders' meeting	056	7. Other operating income and expenses	082	31. Events after the reporting period	128	22. Management of financial risks	140
Shareholders' Nomination Board	056	8. Employee expenses	085	Parent company's financial statements			
The Board of Directors	057	9. Income taxes	087	Income statement	129	Dividend proposal, signatures for the Board of Director report and Financial Statements and Auditor's Report	1
The President and CEO and operative management	058	10. Earnings per share	090	Balance sheet	130		
Auditors	059	INVESTED CAPITAL AND WORKING CAPITAL ITEMS		Statement of cash flows	131		
Major risks	059	11. Intangible assets and impairment testing of goodwill	091	Notes to the Parent Company's Financial Statements (FAS)	132		
Shares and shareholders	062	12. Property, plant and equipment	096	1. Net sales	133	This Financial Statements and Report by the Board of Directors 2022 in pdf format has been published voluntarily and is not an XHTML document compliant with the ESEF (European Single Electronic Format) regulation. TietoEvry's Financial Statements and Report by Board of Directors 2022 in accordance with ESEF regulations are available at www.tietoevry.com/investors/ .	
Dividend	066	13. Inventories	098	2. Other operating income	133		
Events after the period	067	14. Trade and other receivables	099	3. Personnel expenses	133		
Full-year outlook for 2023	067	15. Defined benefit plans	101	4. Other operating expenses	133		
Financial calendar 2023	068	16. Provisions	104	5. Management remuneration	133		
Key figures		17. Trade and other payables	105	6. Financial income and expenses	134		
				7. Income taxes	134		

¹⁾ Unaudited

About Tietoevry

TietoEVRY Corporation ("TietoEVRY") is a Finnish public limited liability company. Headquartered in Finland, TietoEVRY is a leading Nordic digital services and software company that employs around 24 000 experts globally. TietoEVRY serves thousands of enterprise and public sector customers in more than 90 countries. The company's shares are listed on the NASDAQ in Helsinki and Stockholm and the Oslo Børs.

The company's services comprise software, data and digital engineering as well as managed services and transformations, and related capabilities to support customers' business renewal, innovation and efficient operations. TietoEVRY's role varies from consulting and advisory, designing and building solutions to running IT operations. Competitiveness is based on solutions combining best-of-breed technologies with consulting and integration capabilities, industrialized service delivery and strong global delivery capability.

To capture the momentum of the cloud-native and software market, TietoEVRY's six specialized end-to-end businesses have full operational responsibility, including go-to-market, service portfolio as well as investments and partnerships to drive scale and expansion.

The Group's segments effective as from 1 January 2022 are described in the [Strategy section](#).

Highlights of 2022

- The new structure based on six specialized businesses took effect on 1 January.
- TietoEVRY saw accelerated growth driven by TietoEVRY Create, TietoEVRY Banking and TietoEVRY Care, and profitability remained solid even as inflation increased during the year.
- In July, the company announced a strategic review of TietoEVRY Banking with a view to separating the business as an independent company that would be listed on a stock exchange.
- In November, TietoEVRY initiated a process to evaluate strategic opportunities for the combined TietoEVRY Transform and TietoEVRY Connect businesses, including a potential sale or listing as a spin-off.
- The company upgraded its long-term financial targets in November.
- In the full year, revenue was up by 3.7%, organically¹⁾ up by 6.4%. Adjusted operating profit²⁾ (EBITA) was up to EUR 379.2 (367.8) million, representing a margin of 13.0% (13.0). Profitability was somewhat affected by higher inflation.
- Operating profit (EBIT) amounted to EUR 266.5 (382.0) million. In 2021, operating profit included capital gains of EUR 104.0 million.

¹⁾ Adjusted for currency effects and impact from acquisitions and divestments.

²⁾ Adjustment items include restructuring costs, capital gains/losses, impairment charges and other items affecting comparability.

Five-year key figures

	2022	2021	2020	2019	2018
Revenue, EUR million	2 928.1	2 823.4	2 786.4	1 734.0	1 599.5
Operating profit (EBIT), EUR million	266.5	382.0	146.7	126.8	154.7
Operating margin (EBIT), %	9.1	13.5	5.3	7.3	9.7
Adjusted ¹ operating profit (EBITA ²), EUR million	379.2	367.8	355.0	199.4	168.0
Adjusted ¹ operating margin (EBITA ²), %	13.0	13.0	12.7	11.5	10.5
Profit before taxes, EUR million	242.8	353.8	122.4	100.8	152.8
Earnings per share, EUR					
Basic	1.59	2.46	0.80	1.02	1.67
Diluted	1.59	2.46	0.80	1.02	1.66
Equity per share, EUR	14.52	15.38	13.73	14.27	6.54
Dividend per share, EUR	1.45	1.40	1.32	0.64	1.45
Capital expenditure, EUR million	92.9	80.8	83.5	51.4	45.0
Acquisitions, EUR million	—	—	0.6	175.7	14.5
Return on equity, 12-month rolling, %	10.7	16.9	5.7	7.3	25.7
Return on capital employed, 12-month rolling, %	9.9	13.7	5.2	6.9	20.9
Gearing, %	39.5	33.5	54.3	63.4	28.5
Interest-bearing net debt, EUR million	679.1	610.6	883.3	1 070.0	137.4
Equity ratio, %	51.5	51.6	45.9	44.5	41.3
Personnel on average	24 401	23 824	23 788	15 950	14 907
Personnel on 31 Dec	24 320	24 389	23 632	24 322	15 190

¹ Adjustment items include restructuring costs, capital gains/losses, impairment charges and other items affecting comparability.

² Profit before interests, taxes and amortization of acquisition-related intangible assets.

See calculation of key figures on page [Alternative performance measures](#).

IT market development

The market is expected to be dynamic in 2023 with continued macroeconomic uncertainty. Technology will continue to drive resilience and productivity improvement during uncertain times, while customer priorities are expected to adapt along evolving market conditions.

The shift to cloud native technologies continues to be at the core of customers' drive for agility, productivity and competitiveness. Cloud continues to be the foundation for business agility and data at the core of competitive products and operations. Demand for cloud native and data services is expected to remain high and to result in over 10% market growth in this area.

At the same time, the focus will be on productivity and customer experience. Customers continue to emphasize data sovereignty, security and business continuity as they adopt cloud technologies, with multi-cloud becoming a default. In the current high-inflation market, outsourcing demand with embedded transformation to cloud is expected to slightly increase, resulting in further acceleration of price erosion and anticipated decline of around 10% in traditional services. Considering the inflation across the supply chain, service providers need to balance between inflation in supplier and employee costs and customer demands for price reductions, limiting their ability to increase prices and margins.

The talent market is expected to remain active, with customers continuing to build their digital capabilities. Attrition levels were slowly declining towards the end of 2022 and are likely to be slightly lower in 2023.

Strategy to drive value creation through specialized businesses

Tietoevry aims to drive value creation through specialization. Investments will be focused on businesses where the company sees competitive advantages and sustainable growth:

- cloud-native services
- data and software engineering
- scalable software businesses, including their global expansion potential.

Six specialized businesses

Tietoevry's specialized businesses have full operational responsibility, including go-to-market, service portfolio, delivery capabilities, compensation models, investments and partnerships. Reflecting the distinct market dynamics of each, the individual businesses have optionality to build scale and prioritize investments. The businesses forming the reportable segments are:

Tietoevry Create accelerates customers' digital agenda to create competitive products and data-driven businesses utilizing design, data and cloud technologies. This is a global business with software and data engineering at its core.

Tietoevry Banking is a provider of scalable Banking-as-a-Service platform and leading software products to drive digital transformation and efficiency for financial institutions.

Tietoevry Care provides modular and interoperable software, reinventing Nordic health and social care for enhanced care personnel and citizen experience.

Tietoevry Industry is a portfolio of distinct competitive software and data solutions across a wide variety of industry domains. These domains include the public sector, pulp & paper and utilities.

Tietoevry Transform drives enterprise-wide transformation across customers' business processes, applications and infrastructure. Deep customer knowledge, global cloud & data competencies and automated operations form its foundation.

Tietoevry Connect is a multi-cloud platform provider with a full range of infrastructure choices at scale – ensuring security, resilience and compliance for the customer's business.

Scalable common functions, such as Finance, Strategy and HR, continue to support the businesses in driving portfolio development, performance management and efficiency across the company.

Investment priorities to support scale in distinct businesses

The following investment priorities will drive competitiveness and value creation in each business:

- Invest to expand in Tietoevry Create, Tietoevry Care and Tietoevry Banking – invest to accelerate products, services and capabilities; prioritize M&A.
- Partner to scale in Tietoevry Transform and Tietoevry Connect – invest in capabilities to drive scale and automated managed services; seek partners to jointly invest and build scale.
- Focus for value in Tietoevry Industry – optimize investments in selected businesses and develop portfolio to increase focus.

Long-term financial ambition

Uplifted financial ambition for Tietoevry Group is to reach annual revenue growth of 8–10% and a sustained operating margin (EBITA) of 15–16% by 2025. The revenue growth and profitability ambition of Tietoevry Group is aggregated from the businesses' ambitions.

Aggregated growth ambition for software and digital engineering businesses is 12–14% and adjusted operating margin (EBITA) 17–19%, consisting of the following:

	Annual revenue growth ¹⁾ by 2025	Adjusted ²⁾ operating margin (EBITA) by 2025
Tietoevry Create	14–16%	14–16%
Tietoevry Banking	10–12%	16–18%
Tietoevry Care	12–14%	28–30%
Tietoevry Industry	8–10%	20–22%

Aggregated growth ambition for managed services and transformation businesses is 1–3% and adjusted operating margin (EBITA) 9–11%, consisting of the following:

	Annual revenue growth ¹⁾ by 2025	Adjusted ²⁾ operating margin (EBITA) by 2025
Tietoevry Transform	2–4%	10–12%
Tietoevry Connect	1–3%	8–10%

¹⁾ Mainly organic, adjusted for currency effects

²⁾ Adjustment items include restructuring costs, capital gains/losses, impairment charges and other items affecting comparability

Tietoevry's financial ambitions also include:

- maintaining net debt/EBITDA between 1–2
- continuing to increase dividends annually.

Strategic reviews proceeding according to plan – aiming to accelerate value creation

In July 2022, the company announced that it has initiated a strategic review of the Tietoevry Banking business, including a process to study its potential separation into an independent company that would be listed on a stock exchange. The aim is to accelerate the growth profile, scale and profitability of Tietoevry Banking, and enhance its strategic and financial flexibility to drive value creation for all stakeholders. The strategic review process is proceeding according to plan and is expected to be completed in the second half of 2023. Should the listing assessment proceed favourably, the company aims to subsequently list Tietoevry Banking in the second half of 2023.

In November 2022, Tietoevry initiated a strategic review of its Tietoevry Transform and Tietoevry Connect as a combined business. The company aims to evaluate strategic opportunities, including a potential sale or listing as a spin-off. The review and the subsequent potential sale or listing is expected to take 12–18 months.

The intended actions will accelerate Tietoevry's strategy implementation, positioning the company as a high-growth and -margin software and digital engineering business.

Performance in 2023

Tietoevry estimates that the good business momentum will continue and expects its organic growth to be 5–7% in the full year. Growth will be supported by strong order backlog for the year. Adjusted for the impact of exchange rates and divestments, the amount to be invoiced in 2023 is up by 6% from 2022. The company expects price increases to contribute positively while the lead time for higher customer price increases is several quarters due to the long-term nature of contracts. On the other hand, the business mix of the company and long-term contracts provide resilience in uncertain times.

Full-year adjusted operating profit margin is expected to be in the range of 13.0–13.5% (2022: 13.0). The combination of continued healthy growth and the performance improvement programmes is expected to support full-year performance while continued high inflation is anticipated to constrain profitability improvement.

Mitigating high inflation

The company estimates salary inflation to be 4–5% on average in 2023. Tietoevry is also impacted by an increase in cost inflation, visible in items such as subcontracting, premises, electricity and software licences. The negative impact is mitigated by a number of actions including further offshoring, automation, management of the competence pyramid and overall cost efficiency across businesses. Furthermore, price increases are expected to gradually help mitigate high inflation.

Financial performance

Full-year revenue increased by 3.7% to EUR 2 928.1 (2 823.4) million. Divestments had a negative impact of EUR 38 million and exchange rates a negative impact of EUR 36 million. Organically, revenue was up by 6%. Full-year operating profit (EBIT) amounted to EUR 266.5 (382.0) million, representing a margin of 9.1% (13.5). In 2021, operating profit included capital gains of EUR 104.0 million.

Operating profit includes EUR -66.0 (61.5) million in adjustment items. Adjusted¹⁾ operating profit (EBITA) stood at EUR 379.2 (367.8) million, or 13.0% (13.0) of revenue. Further details on adjusted items are available in the [Alternative Performance Measures](#) paragraph.

Performance improvement programmes continue to contribute to profitability

The performance improvement programmes in Tietoevry Connect and Tietoevry Banking, initiated in 2022, started to contribute to profitability in the second half of the year. In the case of Tietoevry Connect, around half of the targeted savings of EUR 50 million from the programme was visible in the cost base for 2022. Tietoevry Transform's efficiency measures started to accelerate performance towards the end of the third quarter of 2022. These measures are expected to support profitability in 2023. In 2023, one-time costs are expected to be around 1% of revenue, excluding costs for strategic reviews.

¹⁾ Adjusted for currency effects, acquisitions and divestments.

Depreciation and amortization amounted to EUR 162.3 (170.1) million, including EUR 66.4 (71.2) million in depreciation of right-of-use assets (IFRS 16 impact) and EUR 46.7 (47.3) million in amortization of acquisition-related intangible assets. Net financial expenses stood at EUR 23.7 (28.1) million. Net interest expenses were EUR 19.2 (21.1) million and net losses from foreign exchange transactions EUR 1.4 (losses 4.8) million. Other financial income and expenses amounted to EUR -3.1 (-2.3) million.

Earnings per share (EPS) totalled EUR 1.59 (2.46). Adjusted¹⁾ earnings per share amounted to EUR (2.20).

¹⁾ Adjustment items include restructuring costs, capital gains/losses, impairment charges and other items affecting comparability.

Financial performance by segment

EUR million	Revenue 1-12/2022	Revenue 1-12/2021	Change %	Operating profit 1-12/2022	Operating profit 1-12/2021
Tietoevry Create	847.9	756.3	12	90.2	88.6
Tietoevry Banking	521.3	475.8	10	39.8	38.1
Tietoevry Care	231.4	221.9	4	72.2	68.3
Tietoevry Industry	272.6	303.4	-10	51.9	149.8
Tietoevry Transform	470.6	467.9	1	31.6	40.8
Tietoevry Connect	879.9	907.5	-3	21.1	38.5
Eliminations and non-allocated costs	-295.6	-309.5	—	-40.2	-42.1
Group total	2 928.1	2 823.4	4	266.5	382.0

Operating margin by segment

%	Operating margin 1-12/2022	Operating margin 1-12/2021	Adjusted ²⁾ operating margin 1-12/2022	Adjusted ²⁾ operating margin 1-12/2021
Tietoevry Create	10.6	11.7	13.7	13.2
Tietoevry Banking	7.6	8.0	13.8	12.7
Tietoevry Care	31.2	30.8	31.3	31.4
Tietoevry Industry	19.0	49.4	16.9	16.7
Tietoevry Transform	6.7	8.7	7.8	9.4
Tietoevry Connect	2.4	4.2	7.1	7.3
Total	9.1	13.5	13.0	13.0

²⁾ Adjustments items include restructuring costs, capital gains/losses, impairment charges and other items affecting comparability.

In **Tietoevry Create**, revenue was organically up by 14%. The market for cloud native services and software engineering remained active. Create saw high growth in international business with the new Nanjing R&D centre contributing to growth. The impact of the war in Ukraine on business was limited. While inflation had a negative impact on profitability, adjusted operating margin improved from the previous year's level, supported by price increases during the year.

In **Tietoevry Banking**, revenue was organically up by 10%. Healthy growth was driven by the Cards, Financial Crime Prevention and Payments and businesses. Adjusted operating margin was above the previous year's level, supported by measures to drive competitiveness and efficiency.

In **Tietoevry Care**, revenue was organically up by 6%. Growth was driven by the Healthcare and Welfare businesses. Profitability remained at a strong level throughout the year while investments focusing on software roadmap acceleration and reinforced go-to-market continued.

In **Tietoevry Industry**, revenue was organically up by 3%, driven by Tietoevry's case management and education software businesses as well as pulp and paper software. A large customer contract ending in Data Platform Services had a negative impact on growth. Profitability was healthy, somewhat above the previous year's level.

In **Tietoevry Transform**, revenue was organically up by 2%. The Industry & Forest unit saw healthy growth while revenue was declining in the Telecom & Consumer unit. Profitability was impacted by the combination of slow growth and high inflation. Profitability was below the previous year's level while measures to drive improved performance started to contribute to profitability in the second half of the year.

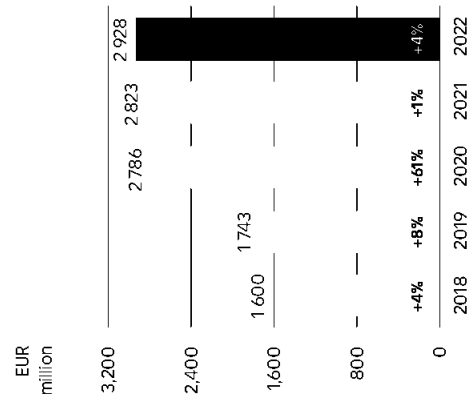
In **Tietoevry Connect**, revenue was organically down by 2%. Cloud platforms and security services grew by 11% and traditional infrastructure services' revenue was down by 8%. Profitability was down while the performance improvement programme started to contribute to profitability in the second half of the year.

Reportable segments are described in the [tables section](#).

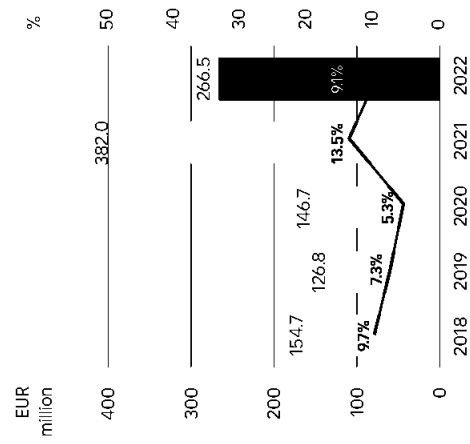
Cash flow

Full-year net cash flow from operations amounted to EUR 276.9 (367.5) million, including an increase of EUR 82.1 (increase of 26.9) million in net working capital.

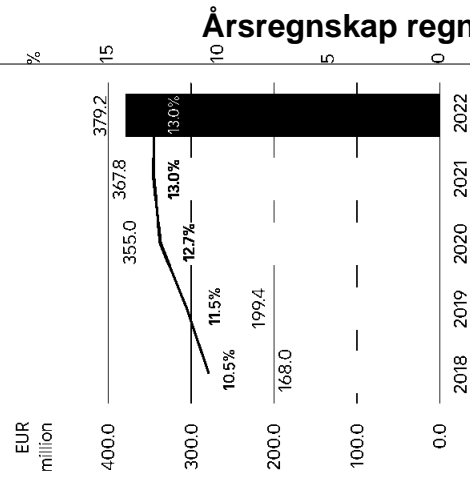
Full-year tax payments were EUR 59.8 (40.6) million. Effective tax rate was 22.3% (17.6%).

REVENUE AND GROWTH


EVRY consolidated as from 5 Dec 2019

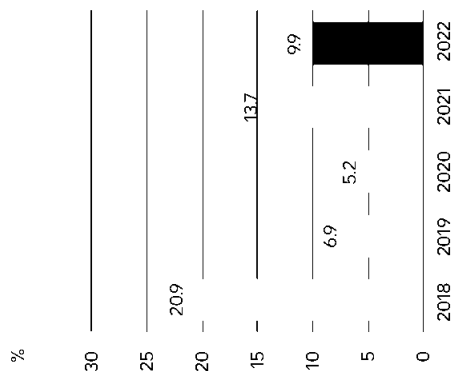
OPERATING PROFIT (EBIT) AND MARGIN


EVRY consolidated as from 5 Dec 2019

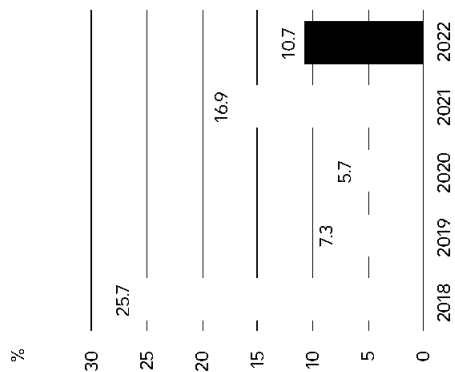
ADJUSTED OPERATING PROFIT (EBITA) AND MARGIN


EVRY consolidated as from 5 Dec 2019

RETURN ON CAPITAL EMPLOYED, %



RETURN ON EQUITY, %



Investments and development

TietoEvry is seeking to accelerate growth. A significant part of the company's investments will be made in areas such as its own industry-specific software, data & analytics and cloud services. TietoEvry's development costs amounted to around EUR 124 (2021: 127 and 2020: 135) million, representing 4.2% (2021: 4.5% and 2020: 4.8%) of the Group's revenue, including capitalized costs.

Capital expenditure totalled EUR 92.9 (80.8) million, mainly consisting of business-related software licences, investments in data centres and the capitalized costs for the development of software. Capitalized costs for industry-specific software amounted to EUR 37.2 (42.6) million. Capital expenditure represented 3.2% (2.9) of revenue.

Order backlog

TietoEvry's order backlog amounted to EUR 3 327 (3 513) million at the end of December. Of the backlog, 54% (50) is expected to be invoiced during 2023. Adjusted for the impact of exchange rates and divestments, the amount to be invoiced in 2023 is up by 6% from 2022. The order backlog includes all signed customer orders that have not been recognized as revenue, including estimates of the value of consumption-based contracts.

The significance of traditional measures for the order backlog is impacted by the shift from traditional large outsourcing agreements towards agile methods and consumption-based business models. Additionally, traditional development programmes are cut into smaller projects.

Major agreements

Tietoevry has signed a number of new agreements during the period with customers across all the businesses. However, according to the terms and conditions of these agreements, Tietoevry is not able to disclose most of the contracts.

In February, S Group, one of the largest retail groups in Finland, chose Tietoevry Transform as its partner to speed up the modernization of its IT functions and to support changes in its operating model. This co-operation will increase automation and the utilization of data in S Group's business operations. The five-year agreement covers co-operation in the management and development of services for next-generation applications.

In February, International Card Services and Tietoevry Connect prolonged the contract for the infrastructure carrying Tietoevry Banking cards software for a minimum of five additional years with an option of two more years. The agreement covers transformation of a private cloud infrastructure to a top of class hybrid cloud solution and the enablement of cloud transformation (One Cloud Platinum) including PCI/DSS compliance. The contract value is EUR 24 million.

In February, Kammarkollegiet, a central procurement function for governmental agencies in Sweden, and Tietoevry Create signed a frame agreement, securing two out of the five tender areas: Security in IT and IT projects, and IT consultancy solutions. Tietoevry has also been awarded two additional areas while appeal processes related to these areas are ongoing. These are part of one of the most extensive procurement initiatives in Sweden, providing access to purchases from all governmental agencies in Sweden.

In February, Huddinge municipality signed an agreement with Tietoevry on a delivery of a digital student administration system handling administrative processes for preschools, compulsory schools and upper secondary schools. The solution will be delivered as a cloud service including consulting and system support. The total value of the ten-year agreement is estimated to be SEK 20 million.

In February, the Swedish Central Bank (Riksbanken) chose Tietoevry as one of three vendors for a two-year frame agreement on banking and finance consultancy services that will be provided in collaboration by Tietoevry Banking and Tietoevry Create. The frame agreement, following Tietoevry's participation in Riksbankens E-krona Pilot, covers areas such as payments, financial infrastructure, financial standards and securities settlements.

In February, Tietoevry Create renewed its agreement with Goodyear, a leading automotive tire manufacturer, and will enhance co-operation in software development for tire management digital platforms during 2022. By leveraging Goodyear's patented predictive algorithms, Tietoevry continues to further develop and enrich the set of features and services the digital platform can provide, from geolocated real-time predictive tire pressure monitoring (TPMS) for fleets of trucks, to automated tire-condition control with advanced sensors (tread depth). The digital platform helps prevent tire-related accidents, reduce fuel consumption for lower CO₂ emissions and increase the overall productivity of a fleet of trucks.

In March, Butterfield Bank chose Tietoevry Banking to provide a state-of-the-art credit card processing platform as well as card production and personalization services based on sustainable payment cards produced from recycled ocean plastic. Tietoevry Banking's credit ledger will enable Butterfield Bank to reimagine credit cards for the digital era. Deployed as software-as-a-service (SaaS), Tietoevry's credit ledger offers end-to-end credit card transaction processing, dispute handling, financial crime prevention, customer support and mobile and wallet-based payments.

In March, Worldline and Tietoevry Banking extended their strategic partnership for card acquiring processing services. The three-year agreement with a contract value of EUR 17 million includes all of Worldline's authorization processing services in the Nordic market. The agreement includes an option for two additional years.

In March, Tietoevry Create and Sydved extended their partnership to create a data platform for the forest industry under the working title "Forest Data Market". This initiative's main goal is to help the forest industry become truly data driven by establishing a data platform containing business information. The platform will be flexible and adapted to the forest industry's common business processes, and customers will be able to combine data sources to gain valuable insights.

In April, Reno de Medici (RDM Group) selected Tietoevry Industry to modernize their core business processes and enable digitalization at their nine mills. RDM Group is the leading producer in the related carton board business and the largest producer in Italy, France, the Netherlands and the Iberian Peninsula. The renewal is based on Tietoevry's Sales and Manufacturing Execution System (MES) – TIPS Industry Solutions and Services. It will increase overall efficiency, reduce waste and improve customer service.

In April, Vattenfall Nuclear decided to continue its collaboration with Tietoevry Create. Tietoevry is helping to build an enterprise search solution called Supersök, based on the company's Findwise i3 software and Elasticsearch. Supersök is a set of search-driven tools helping maintenance personnel plan and follow up on maintenance- and facility-related activities at Forsmark nuclear plant. This is the first out of two planned steps to modernize the architecture and findability tools around Forsmark's maintenance process. The first part of this project, to be implemented during 2022, is worth SEK 5 million, on top of licences for SEK 2 million for the first three years.

In April, Tietoevry Connect concluded an agreement on cloud services with Kemira. In May, Bodø Kommune chose Tietoevry Connect as a partner for cloud services.

In May, Tietoevry Create concluded a new agreement with a leading global semiconductor company as a continuation to over ten years' partnership in the area of specialized software engineering. With the new agreement, representing total contract value of EUR 2.9 million for 2022, Tietoevry was chosen as the go-to-market partner for new telecom products in the virtual radio access networks (VRAN) market. This takes the partnership to the next level, with Tietoevry helping the customer to gain market share in both Europe

and Asia. Tietoevy's deep domain expertise in telecom software engineering will shorten time-to-market and improve the quality of the customers' products.

In May, Region Stockholm awarded Tietoevy Transform an outsourcing agreement to accelerate its digital transformation by transforming its entire IT infrastructure and application environment. As part of the agreement, Tietoevy will provide leading hybrid-cloud and AI-ops capabilities based on a cost-efficient, future-proof and cohesive delivery model. The contract is valid for five years, with an option for an extension of a maximum of seven additional years. The total contract value, including the additional years, is approximately SEK 1 billion.

In June, Lassila & Tikanoja and Tietoevy Transform decided to strengthen their strategic partnership with a new agreement with a view to speeding up digitalization at Lassila & Tikanoja and make more efficient use of data in its business operations. The five-year agreement covers end-user services, application management, service integration and management, hybrid infrastructure and transformation-related services.

In August, Tietoevy Create and Bose, a global audio company, signed a new agreement to significantly expand their collaboration in the development of consumer electronics products and automotive sound systems. As part of this initiative, the companies decided to establish a joint centre of excellence in Warsaw, Poland. Tietoevy's and Bose's co-operation in software engineering for consumer electronics is now expanding, and additionally, it will include capabilities for automotive sound system development as well.

In August, Statens vegvesen (The Norwegian Public Roads Administration) chose Tietoevy in partnership with Bouvet as the exclusive supplier within the Microsoft Office 365 field. Based on the agreement, Tietoevy is Statens vegvesen's collaboration partner for product development of the Microsoft Office 365 portfolio over time, ensuring access to the necessary capacity and expertise. The total scope over the initial two-year agreement period and four more optional years is estimated to be up to 65 consultants, including experts from Tietoevy Create, Tietoevy Connect and Bouvet, and representing a maximum contract value of up to NOK 590 million.

In August, Tietoevy prolonged its agreement with Sosialstyrelsen, the National Board of Health and Welfare of Sweden. The agreement covers maintenance and support for Public 360, Tietoevy's case management solution, as well as application management. Public 360, integrated with multiple external e-Services, continues to be the key operating system for Sosialstyrelsen, helping the customer to make the core processes more efficient, automated, and streamlined. Examples of activities covered by Public 360 include case handling of applications for medical staff certification and handling of government grants within the healthcare sector. It is also the document register (Public Journal) for Sosialstyrelsen. The estimated value of the agreement, which has an initial period of two years with two optional years, is EUR 1.5 million.

In August, Yleisradio, the Finnish Broadcasting Company, chose Tietoevy Transform to implement a world-leading cloud-born solution enabling modern and user-friendly employee and manager self-services across key employment and talent processes. It is planned that the solution will go live in the third quarter of 2023.

In September, Skatteetaten and Tietoevy signed a new agreement related to infrastructure services. Tietoevy will deliver mainframe operation services as well as optional application and database operation services. The contract value of the five-year agreement is NOK 100 million.

In October, Region Skåne, responsible for medical care and public transportation in southern Sweden, prolonged their frame agreement with Tietoevy Connect for three more years. The frame agreement covers infrastructure, operations, storage and application management. With the prolongation, Tietoevy will continue to support Region Skåne's digitization journey with a clear focus on providing safe and secure healthcare for the citizens of Region Skåne.

In November, Tietoevy Create signed a frame agreement with the State Office of Construction Control in Latvia on the development of a national-level Construction Information System. Tietoevy has been a partner to the Latvian state for more than fifteen years in digital development and innovation implementation. The new system will allow all administrative processes to be handled digitally and ensures the circulation of all construction documentation, ranging from plans through to buildings' entry into service, amongst construction process participants. The system also provides the opportunity to manage risks related to construction processes more efficiently. The total estimated contract value is over EUR 9 million.

In December, Aker BP, a Norwegian oil exploration and production company, selected Tietoevy Transform as a new digital services partner to accelerate its transformation to become fully data-driven. The new partnership is significant in scope in terms of both the volume and breadth of services. Tietoevy will deliver a broad set of next-generation digital services, focused on systematic modernization of Aker BP's application management and core operations as well as their cloud and infrastructure environment. The co-operation will drive flexibility and agility in the client's business operations, and pave the way for enhancing automation, enabling cloud management and driving data-driven operations. Aker BP also has an ambitious sustainability roadmap and milestones, including a decarbonization plan to be net zero across all operations by 2030 and the new partnership also contributes to these agendas.

In December, Wiener Netze chose Tietoevy Create as a vendor for SAP consultancy services as part of an ongoing six-year frame agreement. Furthermore, WienIT, the IT company of Vienna's public energy supplier, chose Tietoevy as a vendor for SAP S/4HANA consultancy services in December. The frame agreement, covering areas such as smart meters, logistics, financial and securities settlements, was contracted between WienIT and Tietoevy in 2020 and is the basis for the company-wide SAP S/4HANA transition programme.

In December, Utdanningsdirektoratet (The Norwegian Directorate for Education and Training) chose Tietoevy Create to develop a new technical solution for collecting data from primary schools and kindergartens. The development started in December and the new solution is planned to be ready for production during autumn 2024. The agreement also includes an agreement on assistance for maintenance and further development of the solution. The value of the agreement is estimated to be approximately EUR 4 million.

In December, Ystad municipality chose Tietoevy Industry as the vendor for a student administration system covering preschool, compulsory school, upper secondary school and adult school. Ystad municipality is a new customer for Tietoevy within the school area and the co-operation begins with the

delivery of the Edlevo school system. The Edlevo student administration solution will support school management, system administrators, teachers, students and guardians in their daily work. The agreement initially covers six years, with planned start to go live during spring 2024. Furthermore, the client has an option to prolong the agreement with three additional plus three years.

In December, Posti Group chose to continue with Tietoevry Connect as its main partner for IT infrastructure services. The long-lasting co-operation will be fortified with a customer-centric service delivery team harnessing Tietoevry's state-of-the-art artificial intelligence operations platform and sovereign cloud services. These will enable Posti to achieve higher agility, availability, and performance.

In December, Euronext Securities Oslo – the central securities depository of Norway, which provides an efficient infrastructure and services for the settlement of transactions in securities – chose Tietoevry Connect as their sourcing partner for the next five years. The agreement covers the operation of critical IT infrastructure services delivered from Tietoevry's modern data centres.

In December, the Norwegian Tax Authorities (Skatteetaten) prolonged their contract for end-user services for an additional year. The contract with Tietoevry Connect includes delivery and lifecycle management of 18 000 devices as a service, operation of self-service PCs at Tax Offices, operation of Macs for developers and end-user support for more than 9 000 users. The contract is of crucial importance for the Norwegian Tax Authorities in order to ensure high-quality services for society.

In December, the municipality of Vellinge and Tietoevry Connect prolonged their contract for IT services. The full stack delivery includes all parts of IT services, including application, server and network operations, workplace management as well as service desk and on-site support. Tietoevry will continue to run the services until the end of 2024 with a possibility to prolong with one more year.

In the fourth quarter, several agencies under the Ministry of Agriculture and Forestry signed frame agreements with Tietoevry Create, covering areas such as application development and maintenance, cloud DevOps and testing. The frame agreements, involving several vendors, are estimated to be worth a total of EUR 190 million and are valid for a minimum of four years. Tietoevry is a high-ranked vendor and among the prioritized providers, e.g. in application development and testing

Changes in Group structure

TietoEvry sold its Russian operations through a local management buy-out in 2022. With this transaction, completed on 18 April, TietoEvry has ended all its local operations in Russia and transitioned all its responsibilities including employees, customers, suppliers, legal and regulatory to the new owners.

As part of a new partnership agreement with Ilmarinen, a change in the service delivery model resulted in a decision to ramp down Tietollmarinen Oy. Related to these changes, TietoEvry agreed to acquire the 30% share of the joint venture from Ilmarinen on 22 December, turning the entity into a wholly owned subsidiary.

Related to the strategic reviews of the Banking business as well as the Connect and Transform businesses, TietoEvry has established companies in countries such as the Czech Republic, Finland, Slovakia and India during the year.

Branches

The Group has branches in France, Latvia, Norway, Ukraine and Sweden.

Personnel

The number of full-time employees amounted to 24 320 (24 389) at the end of December. The number of full-time employees in the global delivery centres totalled 12 633 (12 197), or 51.9% (50.0) of all personnel.

The 12-month rolling employee turnover stood at 14.4% (14.6) at the end of December.

Group-level salary inflation is expected to be 4–5% on average in 2023. It is offset by a number of actions including price increases, further offshoring, automation, management of the competence pyramid and overall cost efficiency across businesses.

Group personnel and remuneration

	2022	2021	2020
Number of full-time employees, 31 December	24 320	24 389	23 632
Average number of full-time employees	24 401	23 824	23 788
12-month rolling employee turnover, %	14.4	14.6	9.7
Employee benefit expenses, EUR million	1 597	1 527	1 486

TietoEvry's Human Resources (HR) function is facilitating and enabling the development of the company's workforce. It also ensures that the company's practices and employee experience improve in line with market change. The function is led by the Head of HR, while the six business HR leads are responsible for business-specific HR operations and agendas.

The company supports freedom of association and collective bargaining as defined in the International Labour Organization's Declaration on Fundamental Principles and Rights at Work and stated in TietoEvry's Code of Conduct. European Works Councils (EWC) are bodies representing European employees. TietoEvry's management works constructively with the employee organizations through both the EWC and local works councils and unions to consult on any significant decision at a European level.

TietoEvry invests in the competence development of its employees. Curiosity and lifelong learning are crucial aspects of the company's culture and success. The company's development and performance management framework, MyGrowth, drives personal and professional growth by focusing on dynamic goal setting, regular assessment of training needs and continuous feedback.

Employee engagement activities are followed up through OurVoice, an employee engagement survey, three times a year. The employee engagement score was 82/100, up from 78 in 2021. The improvement seen during a year with the new structure taking effect was encouraging. Understanding the direction for the company and opportunities for professional growth are examples of categories with improvement.

Diversity and inclusion is a key area in TietoEvry's long-term sustainability plan. The Code of Conduct and the Diversity and Inclusion Charter outline the principles for diversity and inclusion at TietoEvry. The company's six end-to-end businesses implement diversity and inclusion in their respective units and teams. The overall responsibility for ensuring a diverse workforce where people feel included lies with the CEO and the Group Executive Management.

More about the company's sustainable practices and achievements in the section [Non-financial information](#).

PERSONNEL BY COUNTRY



Non-financial information

This section describes Tietoevry's sustainability activities as required by Chapter 3a of the Finnish Accounting Act on non-financial information (NFI). The linkages between NFI areas and Tietoevry's sustainability focus areas are identified in the chart describing policies and processes. More information is available in the Sustainability Report, which is partly assured by an external partner.

Tietoevry's business model

The company's services comprise software and digital engineering as well as managed services and transformation, and related capabilities to support customers' business renewal, innovation and efficient operations. Tietoevry's role varies from consulting and advisory, designing and building solutions to running IT operations. Competitiveness is based on solutions combining best-of-breed technologies with consulting and integration capabilities, industrialized service delivery and strong global delivery capability.

To capture the momentum of the cloud-native and software market, Tietoevry's six specialized end-to-end businesses have full operational responsibility, including go-to-market, service portfolio as well as investments and partnerships to drive scale and expansion.

Management of NFI topics

Tietoevry's highest governance body, the Board of Directors, is accountable for guiding the company strategy on environmental, social and governance issues. Decision-making on and oversight of the management of Tietoevry's impact is delegated to Tietoevry's Sustainability Steering Group (SSG), which reports on a regular interval to the Group Executive Management and the Board. The SSG is chaired by the Vice President, Communications, Sustainability, Brand and Marketing, and represents different Tietoevry functions and units, with many members from the Group Executive Management.

The SSG is responsible for preparing the sustainability section of Tietoevry's combined annual report. The Audit and Risk Committee (ARC) of the Board of Directors reviews the NFI on an annual basis, including reviewing performance against sustainability goals and the management of sustainability-related risks. Operational sustainability work is facilitated by the company's Sustainability Team led by the Head of Sustainability, who is also responsible for Tietoevry's sustainability policies and processes.

During 2022, Tietoevry's management and the Board of Directors formally reviewed sustainability-related topics on three occasions. These topics included, for example, the sustainability strategy 2023, the NFI and sustainability-related risks, and the company's societal engagements in 2022. Review of operational and business-oriented sustainability topics is delegated to the SSG, which meets at a minimum every second month.

In 2020, Tietoevry launched its Sustainability Strategy 2023, supported by a materiality analysis to identify and prioritize the most important sustainability topics. This analysis continues to form the basis for the company's sustainability strategy and reporting in accordance with GRI Standards. During 2022, the work towards the goals defined in the sustainability strategy continued according to plan.

The strategy is twofold: it focuses both on the continuous development of Tietoevry's responsible operations, and on the business-impact opportunities that the company has together with its customers. Responsible operations consist of three key themes: climate action, ethical conduct, and an exciting place to work. Each theme includes publicly stated goals, and the related action plans, implementation and reporting are managed by the designated responsibility area owners and data partners. The goals and results for responsible operations in 2022 are presented further down in this section. The business-impact opportunities include a range of solutions and services that can improve customers' sustainability performance and create a positive impact on society. These opportunities are driven by each of Tietoevry's six businesses and supported by a cross-business network.

The Sustainability Strategy 2023 is managed according to Tietoevry's sustainability management process, which follows the United Nations (UN) Global Compact Management Model and the GRI Standards. Linkages to the UN Sustainable Development Goals, which are considered a strategic tool in enabling corporations to contribute to a more sustainable society, are established by applying principled prioritization. The management of the responsibility areas, as defined in the strategy – including policies, processes, due diligence and escalation channels – is illustrated in the chart in this section.

Tietoevry's ethical guidelines are summarized in the Code of Conduct Policy, which applies to all employees and company representatives of Tietoevry, and in a separate Supplier Code of Conduct Rule applied to any third party contributing to the company's services, products, and other business activities. Both documents were updated in 2022, and are based on the UN Global Compact, the Science Based Target Initiative (SBTi), the UN Guiding Principles on Business and Human Rights, OECD Guidelines for Multinational Enterprises, and ISO 14001. The policies cover all responsibility areas, which are also linked to other topic-specific policies and more detailed rules. The policies cover the relevant legal, certification and other best-practice requirements, and are reviewed annually. In 2022, Tietoevry also developed a Human Rights Policy, which is to be implemented across the Group during 2023 and beyond.

Tietoevry has a group-wide internal whistleblowing channel, which is also available to external parties such as customers and suppliers. The Tietoevry Whistleblowing Channel is operated by an external service provider. Whistleblowing notifications concerning matters such as possible Code of Conduct violations are investigated confidentially through a predefined process by the Group Compliance Officer or, if requested by the whistleblower, by a designated point of contact at certain subsidiary companies. Cases of a severe or sensitive nature are also referred to the Escalation Committee, which consists of the Group Compliance Officer, Head of Corporate Governance, Compliance and M&A, Head of Legal and Compliance, Head of Risk Management and Internal Audit, and Head of HR. If a whistleblower notification relates to managers who are members of the Group Executive Management – including the CEO – then the Chair of the Audit

and Risk Committee of the Board of Directors will be informed. If a whistleblower notification involves managers who directly report to Group Executive Management, the CEO will be informed.

In the case of serious or especially sensitive whistleblowing cases, the Group Compliance Officer will prepare a report for submission to the Audit and Risk Committee. For each such case, the Escalation Committee will consider whether the CEO or Board of Directors should also be informed. Biannual reports are prepared for the Audit and Risk Committee, covering aggregated information about notifications received through the whistleblowing channel, cases under investigation, cases closed, and rectifying measures taken. In addition, responsibility areas have separate channels for incident reporting and continuous improvement.

Main risks for negative impacts in the operating environment

The aim of Tietoevry's internal control framework is to ensure that operations are effective and well aligned with the company's strategic goals. This includes identifying potential negative impacts that Tietoevry might have on its operating environment, and escalating the company's mitigation measures if necessary. The internal control framework is intended to ensure correct, reliable, complete and timely financial reporting and management information. The framework endorses ethical values, good corporate governance, and risk management practices. Risk management and major risks are described in detail in the Corporate Governance Statement.

Tietoevry applies a systematic risk management approach to improve the efficiency and control of business operations, as well as to manage business continuity and profitability. The risk management framework consists of the risk management organization and related policies, processes, tools and common ways of working. The risk management organization develops and maintains the company's risk management framework, including risk reporting, risk management governance and follow-up of risk exposures consisting of strategic, financial, operational, compliance and people risks. During 2022, Tietoevry continued its efforts to improve the corporate risk management framework related to sustainability risks, including human rights and environmental risks.

The risk management organization consists of the Corporate Risk Management Unit and nominated Risk Managers in the businesses. A group-wide Risk Manager Forum has been established for information sharing, setting direction for risk management, collaboration between units, and reviewing steering documents. In addition, the forum coordinates group-wide risk management activities and ensures company-wide deployment of the risk management framework.

Tietoevry defines its sustainability risks as negative impacts on people and planet that might be caused by the company's own activities across the value chain. Sustainability risks also include a reputational factor, in that negative publicity could lead to lower scores in sustainability indices or to deviations in audits conducted by independent parties. Severe breaches in these areas could also lead to loss of customer trust and the imposition of penalties.

Failing to comply with regulations, such as the GDPR, may subject the company to regulatory interventions, penalties, or sanctions imposed by customers. Fraudulent, unethical, or even illegal actions by individuals in areas such as corruption or conflict of interest can occur if company controls are not adequate, anticorruption awareness is not at a sufficient level, or organizational culture does not support appropriate behaviour. Such situations can have negative consequences, ranging from disqualification from public

tenders to sanctions. Compliance training, improvements of controls, audits and follow-ups are used to mitigate these risks.

Stress-related health issues as well as discrimination and harassment are material human and labour rights-related risks at Tietoevry. The company has a systematic approach towards mitigating these types of risks, including regular employee surveys to monitor employee satisfaction and engagement, as well as a whistleblowing channel. From an operational perspective, deliveries could be compromised if key resources are not available due to personnel taking long sick leaves. Employee health, safety and well-being have been a particular focus due to the prolonged pandemic. Global and local hybrid-working guidelines continue to provide clarity on matters such as access to support for maintaining good working conditions.

Health issues, discrimination and harassment can lead to a working environment in which employees are unable to reach their full potential. Tietoevry believes that diversity in personnel – whether in terms of gender, age or cultural background – is crucial in order to stay competitive in the fast-paced technology industry. Diversity and inclusion are therefore an integral part of the company culture, and a strategic focus area aimed at ensuring innovation and delivery capabilities as well as employee engagement.

Tietoevry's supplier base consists of direct and indirect suppliers. The supply chain can include risks related to the environment, human and labour rights, and corruption. Tietoevry strives for a fair and green supply chain in which the company neither causes nor contributes to negative impacts on people and the planet. Severe breaches against international conventions in the supply chain could lead to customer decisions to terminate contracts, or to authorities implementing sanctions. Tietoevry mitigates these risks through its responsible sourcing programme and its onboarding practices. Both of these areas are covered by compliance and audit activities. Post pandemic, there have been limited possibilities to carry out on-premises audits of Tietoevry's suppliers. However, the company is actively investigating opportunities to continue these audits.

Environmental risks are identified and mitigated within Tietoevry's Environmental Management System and include, for example, risks related to our offices, equipment, waste handling, and business travel. Environmental aspects and associated impacts are assessed once a year and in connection with a significant change, such as new business areas or products. Environmental risk analysis includes identifying, evaluating and summarizing significant environmental aspects in the environmental aspect register. Environmental aspects can create both risks and opportunities impacting Tietoevry's overall performance. Proper handling of these aspects is a prerequisite for the ISO certificate (ISO 14001, Environmental Management) and our attractiveness as a supplier, partner and employer.

Tietoevry strives to mitigate the contribution to climate change by reducing own carbon emissions, increasing energy efficiency, and helping customers to reduce their carbon emissions through the company's technology solutions. During 2022, Tietoevry aligned its emission reduction ambitions with the 1.5-degree targets and had these approved by the Science Based Targets initiative.

Physical climate change impacts, such as changes in precipitation, volumes of snow and ice, rise in sea level, hurricanes, and cyclones as well as access to natural resources, may have an impact on Tietoevry or on strategic partners in our supply chain. Geotechnical assessments are part of our preliminary work prior

to any new construction of offices or datacentres. Back-up centres ensure continuity of customer operations even in cases of severe consequences from climate change.

Policies and processes on NFI matters

Sustainability areas	Ethical conduct	Climate action	Exciting place to work
1. Business ethics and anti-corruption		5. Energy usage and greenhouse gas emissions	7. Diversity and inclusion
2. Human rights		6. Circular economy practices	8. Employee experience
3. Cyber security and privacy			
4. Responsible sourcing			

Policies, rules and guidelines

Code of Conduct (1, 2), Internal audit policy (2, 3), Anti-corruption rule (2), Whistleblowing rule (1, 2, 3, 7, 8), Competition rule (2), Procurement policy (4), Supplier Code of Conduct (1, 2, 4, 5), Environmental rule (4, 5, 6), Information classification rule (3), Data Transfer rule (3), Security policy (3), Security rule (3), User Security rule (3), Privacy policy (3), AI policy and AI rule (1, 3), Occupational Health and Safety policy (1, 8), HR policy (1, 7, 8), Insider rule (2), Public Authority Request rule (1, 3), Human rights policy (1, 2, 3, 4), Travel rule (6)

Internal and external audits (1, 2), Governance, risk and compliance management (2, 3), Sourcing to pay (4), Supplier self assessment (4), Environmental management process (EMS) ISO14001 (4, 5, 6), ISO27001 (3), ISO31000 (3), ISAE3402 audits in Data Centers (3), ISAE 3000 Assurance over non-financial information (1, 2, 3, 4, 5, 7, 8), Information and cyber security audits and assessments (3), CDP Climate Change program (4, 5, 6), HR processes (1, 7, 8), Employee engagement survey (8), Human rights impact assessments

Sustainability management processes, sustainability materiality assessment for Sustainability Game Plan 2023

Whistleblowing channel

Goals and results for each sustainability area

Responsibility area	Goal	Result 2020	Result 2021	Result 2022	Trend	UN Sustainable development goal
ETHICAL CONDUCT						
Human rights	2021: Conduct a formal Human Rights Impact Assessment for a business entity 2023: Zero substantiated complaints concerning breaches of customer privacy and losses of customer data ¹⁾	Assessment to be conducted in 2021 Zero	Group-wide human rights risk screening conducted in 2021 with completion in 2022 Zero	In progress	↑	8 10
Cybersecurity and privacy	2023: 90% completion of ethics training (CoC e-learning) ²⁾	91%	93%	Zero	↑	16
Business ethics and anti-corruption	2023: 100% confirmation of receipt of a whistleblowing notification within four business days of receipt 2023: 100% of new or renewed suppliers agreeing to TietoEVRY's Supplier Code of Conduct ³⁾	100% 100%	100% 99%	96% 100%	↑ ↑	5 16 15 8
Responsible sourcing	2023: 100% of new or renewed suppliers agreeing to TietoEVRY's Supplier Code of Conduct ³⁾	100%	99%	100%	↑	8 12 13
CLIMATE ACTION						
Energy usage and GHG emissions	2023: 80% reduction of scope 1 and 2 GHG emissions by 2023 2023: 100% carbon-free electricity in all data centres and offices	Baseline 80%	44% reduction 92%	70% reduction 95%	↑ ↑	13 13
Circular economy practices	2023: 100% reuse and recycling of hardware ⁴⁾	Not measured	Internal: 70%, Customer: 86%	Internal: 93%, Customer: 95%	↑	12
EXCITING PLACE TO WORK						
Diversity and inclusion	2026: 40% female employees by 2026, 2030: 50% female employees by 2030 ⁵⁾	29% female employees	29% female employees	31% female employees	↑	5 10
Employee experience	2023: Employee engagement score >75	76/100	78/100	82/100	↑	3

¹⁾ Substantiated complaints regarding customer privacy and losses of customer personal data is defined as security incidents where national authorities have issued financial fines to TietoEVRY related to the topic.

²⁾ Measured on an annual basis

³⁾ Scope: Agreements made through Procurement function. Note that scope also includes supplier's versions of Code of Conducts agreed by our Head of Sustainability.

⁴⁾ Scope: Result based on reuse of returned devices (mainly laptops). Data accuracy data is based on our main hardware supplier's reports. This supplier provides close to 70% of TietoEVRY's devices. Baseline for measurement is FY2021.

⁵⁾ Permanent employees (headcount)

EU Taxonomy reporting

Mobilizing sustainable investments towards a low-carbon and resilient economy

The European Union has set a clear target of becoming the world's first climate-neutral continent by 2050. The digital transition as well as smarter and greener use of technologies are described as key enablers for achieving this. To support investment into sustainable projects, the EU has launched a classification system for sustainable business activities, the EU Taxonomy.

The European Commission adopted the Climate Delegated Act in 2021, containing the two first environmental objectives: climate change mitigation and climate change adaptation. The remaining four objectives are expected to follow in 2023.

Companies that fall under the EU's Non-Financial Reporting Directive must report how well their operations match the EU Taxonomy. For reporting on the financial year 2022, companies report both taxonomy-eligible and taxonomy-aligned KPIs: revenue as well as capital and operating expenditure.

In order for an activity to be classified as aligned, it should comply with technical screening criteria defined by the EU. According to technical screening criteria, an activity should 'substantially contribute' to at least one environmental objective and avoid causing 'significant harm' to any of the other five objectives. Furthermore, the company should comply with minimum safeguards.

Proportion of revenue from products or services associated with taxonomy-aligned economic activities

Text	Code (2)	Absolute revenue (3)	EUR million	%	Substantial Contribution Criteria								Climate Change Mitigation (11)	Climate Change Adaptation (12)	Water (13)	Pollution (14)	Circular Economy (15)	Biodiversity (10)	Minimum safeguards (17)	Taxonomy aligned proportion of turnover, year N (18)	Taxonomy aligned proportion of turnover, year N-1 (19)	Category (enabling activity) (20)	Category (transitional activity) (21)
					Climate Change Mitigation (5)	Climate Change Adaptation (6)	Water (7)	Circular economy (8)	Pollution (9)	Biodiversity and ecosystems (10)	Y/N	Y/N											
A. TAXONOMY-ELIGIBLE ACTIVITIES																							
A.1 Environmentally sustainable activities (Taxonomy-aligned)																							
Revenue of environmentally sustainable activities (Taxonomy-aligned) (A.1)		0.0	0%	—	—	—	—	—	—	—	—	—	—	—	—	—	—	—	—	—	—	—	
A.2 Taxonomy-eligible but not environmentally sustainable activities (not Taxonomy-aligned activities)																							
Data processing, hosting and related activities	8.1	544.2	19%	—	—	—	—	—	—	—	—	—	—	—	—	—	—	—	—	—	—	—	
Revenue of Taxonomy-eligible but not environmentally sustainable activities (not Taxonomy-aligned activities) (A.2)		544.2	19%	—	—	—	—	—	—	—	—	—	—	—	—	—	—	—	—	—	—	—	
Total (A.1+A.2)		544.2	19%																				
B. TAXONOMY-NON-ELIGIBLE ACTIVITIES																							
Revenue of Taxonomy-non-eligible activities (B)																							
		2 383.9	81%	—	—	—	—	—	—	—	—	—	—	—	—	—	—	—	—	—	—	—	
Total (A+B)		2 928.1	100%																				

Revenue

Tietoevry's revenue amounted to a total of EUR 2,928.1 (2,823.4) million in 2022 (Notes 5 and 6 to the Financial Statements), of which EUR 544.2 (570.2) million, or 19% (20%) was eligible. The decline of the proportion was mainly due to a change in the taxonomy interpretation, following new guidelines from the EU¹⁾. Tietoevry's eligible revenue comes from data platform services, falling under activity 8.1 'Data processing and hosting and related activities' in Annex 1 (climate change mitigation).

While the company's products and services have positive effects on environmental sustainability, revenue associated with economic activity 8.2 'Data-driven solutions for GHG emissions reductions' described in Annex 1 (climate change mitigation) to the Climate Delegated Act is not deemed eligible. This is due to the fact that climate change mitigation is not the predominant aim of offerings in the manner described in economic activity 8.2.

¹⁾ Based on the European Commission's notice draft on the interpretation, published on 2 February 2022. Tietoevry conducted a reassessment of the 2021 reporting. The company's conclusion is that activity 3.6 'Manufacture of other low carbon technologies' is no longer deemed eligible in 2022 reporting.

Tietoevry does not report any eligible revenue or investments for offerings contributing to the objective climate change adaptation. According to Annex II (climate change adaptation) to the Climate Delegated Act, the objective of increasing customers' resilience to physical climate risks is to be at the core of the activity. None of the offerings meet the criteria in the manner expected in the taxonomy regulation.

Alignment assessment was carried out for eligible offerings at the data centre level through technical screening criteria for 'substantial contribution' to climate change mitigation and criteria ensuring that each activity 'does not significantly harm' any other applicable environmental objective. Tietoevry concluded that the eligible offerings for economic activity 8.1 'Data processing and hosting and related activities' (climate change mitigation) to a large degree met the technical screening criteria for substantial contribution, except for technical screening criteria 3: the Global Warming Potential of refrigerants used in the data centre cooling system does not exceed 675. Following this, the company does not deem any of its revenue as aligned. Furthermore, criteria for 'does not significantly harm' was met to a large degree.

Proportion of capital expenditure from products or services associated with taxonomy-aligned economic activities

Text	Code (2)	Absolute capex (3)	EUR million	%	Substantial Contribution Criteria								DNSH criteria ("Does Not Significantly Harm")				Taxonomy aligned proportion of capex, year N-1 (19)	Taxonomy aligned proportion of capex, year N (18)	%	%	Category (enabling activity) (20)	Category (transitional activity) (21)
					Climate Change Mitigation (5)	Climate Change Adaptation (6)	Water (7)	Circular economy (8)	Pollution (9)	Biodiversity and ecosystems (10)	Climate Change Mitigation (11)	Climate Change Adaptation (12)	Water (13)	Pollution (14)	Circular Economy (15)	Biodiversity (10)						
A. TAXONOMY-ELIGIBLE ACTIVITIES																						
A.1 Environmentally sustainable activities (Taxonomy-aligned)																						
CapEx of environmentally sustainable activities (taxonomy-aligned) (A.1)		0.0	0%	—	—	—	—	—	—	—	—	—	—	—	—	—	—	—	—	—		
A.2 Taxonomy-eligible but not environmentally sustainable activities (not Taxonomy-aligned activities)																						
Data processing, hosting and related activities	8.1	43.3	29%	—	—	—	—	—	—	—	—	—	—	—	—	—	—	—	—	—		
Acquisition and ownership of buildings	7.7	46.3	31%	—	—	—	—	—	—	—	—	—	—	—	—	—	—	—	—	—		
Transport by motorbikes, passenger cars and light commercial vehicles	6.5	8.0	5%	—	—	—	—	—	—	—	—	—	—	—	—	—	—	—	—	—		
CapEx of Taxonomy-eligible but not environmentally sustainable activities (not Taxonomy-aligned activities) (A.2)		97.6	66%	—	—	—	—	—	—	—	—	—	—	—	—	—	—	—	—	—		
Total (A.1+A.2)		97.6	66%																			
B. TAXONOMY-NON-ELIGIBLE ACTIVITIES																						
CapEx of Taxonomy-non-eligible activities (B)		50.3	34%	—	—	—	—	—	—	—	—	—	—	—	—	—	—	—	—	—		
Total (A+B)		147.9	100%																			

Capital expenditure

Capital expenditure amounted to a total of EUR 147.9 (128.1) million, comprising EUR 92.9 million in additions to tangible and intangible assets (see Notes 11 and 12 to the Financial Statements) and EUR 55.0 million in additions to right-of-use assets, mainly related to the company's premises and vehicles (in Note 20 to the Financial Statements, total additions of EUR 105.3 million include remeasurements and lease modifications which are excluded from the amount used in this capital expenditure calculation).

Taxonomy-eligible capital expenditure was EUR 97.6 (126.4) million, or 66% (99%) of the total amount. The decline of the proportion was mainly due to a change in the taxonomy interpretation, following new guidelines from the EU.¹⁾ Taxonomy-eligible capital expenditure fell under the following categories, defined in the EU Taxonomy regulation:

a) investments in assets or processes associated with taxonomy-eligible or taxonomy-aligned economic activities

30%: taxonomy-eligible capital expenditure in this category comprises expenditure for data centres.

c) purchases of output from taxonomy-eligible or taxonomy-aligned economic activities. At Tietoevry, these purchases fall under activity 7.7 'Acquisition and ownership of buildings' and activity 6.5 'Transport by motorbikes, passenger cars and light commercial vehicles'.

36%: taxonomy-eligible capital expenditure in this category includes additions to right-of-use assets. In the c) category, the taxonomy criteria comprise several components with measurement not yet a market practice.

Tietoevry did not include any capital expenditure under capex category b) 'part of a plan to expand taxonomy-aligned economic activities or to allow taxonomy eligible economic activities to become taxonomy-aligned'. This category was assessed while the following taxonomy requirements create an obstacle to the company to deem its investments in category b) taxonomy eligible:

- climate change mitigation being the pre-dominant aim, described in economic activity 8.2 of Annex I (climate change mitigation) to the Climate Delegated Act, and
- climate change adaptation being at the core of the solution, described in Annex II (climate change adaptation) to the Climate Delegated Act

The company did not identify any of its capital expenditure as aligned.

¹⁾ Based on the European Commission's notice draft on the interpretation, published on 2 February 2022, Tietoevry reassessed its interpretation on capital expenditure in relation to Annex II to the Climate Delegated Act (climate change adaptation). Associated capital expenditure is no longer deemed eligible.

Proportion of operating expenditure from products or services associated with taxonomy-aligned economic activities

Economic activities (1)	Code (2)	Absolute opex (3)	EUR million	%	Substantial Contribution Criteria										Minimum safeguards (17)	Taxonomy aligned proportion of opex, year N (18)	Taxonomy aligned proportion of opex, year N-1 (19)	Category (enabling activity) (20)	Category (transitional activity) (21)
					Climate Change Mitigation (5)	Climate Change Adaptation (6)	Water (7)	Circular economy (8)	Pollution (9)	Biodiversity and ecosystems (10)	Climate Change Mitigation (11)	Climate Change Adaptation (12)	Water (13)	Pollution (14)					
A. TAXONOMY-ELIGIBLE ACTIVITIES																			
A.1 Environmentally sustainable activities (Taxonomy-aligned)																			
OpEx of environmentally sustainable activities (taxonomy-aligned) (A.1)		0.0	0%	—	—	—	—	—	—	—	—	—	—	—	—	—	—	—	
A.2 Taxonomy-eligible but not environmentally sustainable activities (not Taxonomy-aligned activities)																			
Data processing, hosting and related activities	8.1	16.4	18%	—	—	—	—	—	—	—	—	—	—	—	—	—	—	—	
Acquisition and ownership of buildings	7.7	5.8	6%	—	—	—	—	—	—	—	—	—	—	—	—	—	—	—	
OpEx of Taxonomy-eligible but not environmentally sustainable activities (not Taxonomy-aligned activities) (A.2)		22.2	24%	—	—	—	—	—	—	—	—	—	—	—	—	—	—	—	
Total (A.1+A.2)		22.2	24%																
B. TAXONOMY-NON-ELIGIBLE ACTIVITIES																			
OpEx of Taxonomy-non-eligible activities (B)		70.7	76%	—	—	—	—	—	—	—	—	—	—	—	—	—	—	—	
Total (A+B)		92.9	100%																

Operating expenditure

Operating expenditure as defined in the EU Taxonomy amounted to a total of EUR 92.9 (90.0) million, comprising EUR 87.1 million in offering and internal development and EUR 5.8 million in maintenance of premises and short-term leases. Taxonomy-eligible operating expenditure was EUR 22.2 (89.2) million, or 24% (close to 100%) of the total amount. The decline of the proportion was mainly due to a change in the taxonomy interpretation, following new guidelines from the EU¹⁾. Eligible operating expenditure fell under the categories below, defined in the EU Taxonomy regulation:

a) expenditure related to assets or processes associated with taxonomy-eligible or taxonomy-aligned economic activities²⁾

18%: taxonomy-eligible operating expenditure in this category includes offering and internal development related to data platform services.

c) purchases of output from taxonomy-aligned economic activities³⁾

6%: taxonomy-eligible operating expenditure in this category relates to maintenance of premises and short-term leases.

Operating expenditure category b) 'part of a plan to expand taxonomy-aligned economic activities or to allow taxonomy-eligible economic activities to become taxonomy-aligned' was assessed but Tietoevry did not include any development costs under this category.

None of the company's eligible operating expenditure was identified as aligned.

¹⁾ Based on the European Commission's notice draft on the interpretation, published on 2 February 2022. Tietoevry reassessed its interpretation on operating expenditure in relation to Annex II to the Climate Delegated Act (climate change adaptation). Associated operating expenditure is no longer deemed eligible.

Compliance with Minimum Safeguards

Compliance with Minimum Safeguards was evaluated on a Group level. The evaluation included policy reviews and focused on the alignment of existing due diligence processes with the UNGPs and OECD Guidelines for Multinational Enterprises across the company. In order to become fully aligned with Minimum Safeguards requirements, the company continues carrying out risk and impact assessments related to human rights and anti-corruption as well as related documentation.

ACCOUNTING POLICIES FOR EU TAXONOMY REPORTING

The required key performance indicators have been determined based on the company's financial reporting prepared in accordance with IFRS. Further details about the Group's accounting policies are described in the notes to the consolidated financial statements.

Revenue

At Group level, revenue comprises reportable segments' total revenue and eliminations for internal revenue. Tietoevry's eligibility assessment is primarily based on Group-level aggregated lead offerings, which is a key dimension in the company's internal operative accounting. Approaching the reporting through the assessment of lead offerings, and contributing to only one objective, climate change mitigation, means that there is no risk of double counting.

Capital expenditure

Capital expenditure is defined as additions to tangible and intangible assets during the financial year considered before depreciation, amortization and any remeasurements (including those resulting from revaluations and impairments) and excluding fair value changes. It also includes additions to tangible and intangible assets resulting from business combinations and additions to right-of-use assets from lease contracts.

Capital expenditure in this taxonomy reporting section includes additions to right-of-use assets reported in Note 20 in the Financial Statements, while this is excluded from capital expenditure presented in the Group's key figures in this Report by the Board of Directors. Identification of eligible capital expenditure was made based on Group-level reporting and thus there was no risk of double counting.

Operating expenditure

Operating expenditure is defined as expenditure related to research and development, building renovation measures, short-term lease, maintenance and repair, and any other direct expenditures relating to the servicing of assets of property, plant and equipment by Tietoevry or a third party. Tietoevry's operating expenditure consists of the following items

- costs for offering and internal development related to data platform services. In the financial reporting, these costs are included in employee benefit expenses.
- costs for maintenance and short-term lease. In the financial reporting, related costs are included in other operating expenses.

Shareholders' Meeting

TietoEVRY Corporation's Annual General Meeting (AGM) held on 24 March approved the financial statements 2021 and discharged the company's officers from liability for the financial year 2021. The meeting also approved the Remuneration Report. The AGM decided on a total dividend of EUR 1.40 per share, paid in two instalments.

The meeting reelected Timo Ahopelto, Tomas Franzén, Liselotte Hägertz Engstam, Harri-Pekka Kaukonen, Angela Mazza Teufer, Katharina Mosheim, Niko Pakalén and Endre Rangnes. Tomas Franzén was reelected as the Chairperson of the Board of Directors.

Shareholders' Nomination Board

The composition of the Shareholders' Nomination Board was determined based on holdings on 31 August 2022. The Shareholders' Nomination Board comprises the following persons:

- Petter Söderström, Investment Director, Solidium Oy
- Alexander Kopp, Investment Manager, Incentive AS
- Gustav Moss, Vice President, Cevian Capital AB
- Mikko Vuursula, Deputy CEO, Ilmarinen Mutual Pension Insurance Company and
- Tomas Franzén, Chairperson of the Board of Directors, TietoEVRY Corporation.

The Board of Directors

Board of Directors as at 31 December 2022¹⁾

Name	Born	Nationality	Education	Main occupation
Tomas Franzén (Board and RC Chairperson)	1962	Swedish	MSc. (Eng.)	Professional Board member
Timo Ahopelto (Deputy Chairperson)	1975	Finnish	MSc. (Tech.)	Entrepreneur, investor and professional Board member
Harri-Pekka Kaukonen (ARC Chairperson)	1963	Finnish	DSc. (Tech.)	Professional Board member
Liselotte Högertz Engstam	1960	Swedish	MSc. (Civ. Eng.)	Expert advisor, professional Board member
Angela Mazza Teuffer	1973	Italian and Swiss	Master of Business Adm.	Managing Director, Ambulatory Information Systems DACH
Katharina Moshelm	1976	Austrian	Ph.D. (Econ.)	CEO, Alpha Pianos AS
Niko Pakalén	1986	Finnish and Swedish	MSc. (Econ.)	Partner, Cevian Capital AB
Endre Rangnes	1959	Norwegian	BBA (Econ.)	CEO, Zolva Group, professional Board member
Robert Spinelli (personnel representative) ²⁾	1957	Swedish	General data processing	Customer Executive
Ilpo Wäljus (personnel representative)	1974	Finnish	BBA	Test Manager

¹⁾ Leif Teiksum and personnel representatives Tommy Sander Aldrin, Ola Hugo Jordhøy and Anders Palkkint served as Board members until the AGM on 24 March 2022.

²⁾ Board member as of the AGM on 24 March 2022.

The President and CEO and operative management

Members of the Group management as at 31 December 2022¹⁾

Kimmo Alkio
 President and CEO
 Born: 1963
 Nationality: Finnish
 Education: BBA and Executive MBA
 Joined TietoEVRY in 2011

Kishore Ghadivaram
 Head of Strategy
 Born: 1972
 Nationality: Indian
 Education: BSc. (Tech.)
 Joined TietoEVRY in 2008

Tomi Hyryläinen
 Chief Financial Officer
 Born: 1970
 Nationality: Finnish
 Education: MSc. (Econ.)
 Joined TietoEVRY in 2018

Ari Järvelä
 Managing Director, TietoEVRY Care and TietoEVRY Industry
 Born: 1969
 Nationality: Finnish
 Education: MSc. (Eng.)
 Joined TietoEVRY in 2001

Satu Kiskinen
 Managing Director, TietoEVRY Transform
 Born: 1965
 Nationality: Finnish
 Education: M/Sc. (Econ.)
 Joined TietoEVRY in 2013

Christian Pedersen
 Managing Director, TietoEVRY Create
 Born: 1974
 Nationality: Norwegian
 Education: MSc. (Tech.)
 Joined TietoEVRY in 2014

Christian Segersven
 Managing Director, TietoEVRY Banking
 Born: 1975
 Nationality: Finnish
 Education: MSc. (Tech.)
 Joined TietoEVRY in 2013

Johan Torstensson
 Managing Director, TietoEVRY Connect
 Born: 1969
 Nationality: Swedish
 Education: MBA in Finance and Management
 Joined TietoEVRY in 2019

Trond Vinje
 Head of HR
 Born: 1968
 Nationality: Norwegian
 Education: MSc. (Pol. Sci.)
 Joined TietoEVRY in 2015

The remuneration and more detailed background information, such as full CVs of the Group Management, are presented on the company's [website](#).

¹⁾ Main Fors-Skjaeveland acted as Head of Operations until 31 December 2022.

Auditors

The AGM 2022 elected the firm of authorized public accountants Deloitte Oy as the company's auditor for the financial year 2022. Deloitte Oy notified the company that Authorized Public Accountant Jukka Vattulainen acts as principal auditor.

Auditing

The AGM 2022 elected the firm of authorized public accountants Deloitte Oy as the company's auditor for the financial year 2022. Deloitte Oy notified the company that Authorized Public Accountant Jukka Vattulainen acts as principal auditor.

In 2022, TietoEVRY Group paid the auditors a total of EUR 1.3 (1.3) million in audit fees, and a total of EUR 0.6 (0.5) million for other services.

Major risks

TietoEVRY utilizes five risk categories within Risk Management: strategic, operational, financial, people, and compliance risks.

Strategic risks are related to market volatility, IT market transformation to new technologies (including the rapid digitalization and automatization of society), change management, reskilling ability and speed, ability to respond to competition and new entrants in the market, dependencies on few big customers in some business areas and ensuring delivery quality in the dynamic business environment.

Operational risks refer e.g. to changing the business model in business units, risk and continuity management, cybersecurity, climate change, customer bidding and requirement analysis, and maintaining a high professional standard in delivery management and quality assurance.

Financial risks mainly consist of credit risks, currency risks, interest rate risks, inflation and funding and liquidity risks.

Compliance risks are connected to the organization failing to recognize or meet the requirements in the areas of legislation or other mandatory regulation (e.g. General Data Protection Regulation (GDPR), Schrems II, anti-corruption, anti-bribery, insider matters, sanctions and trade compliance), internal policies and rules or ethics and integrity.

People risks can be driven by TietoEVRY's needs to build a market-leading workforce for high performance in terms of delivering projects and customer services; people risks are also related to quality of life, human rights, and the safety of people.

Risks are registered, managed, followed-up and aggregated by utilizing the corporate GRC platform resulting in risk maps and Risk KPIs that are reviewed by leadership teams in the units and the ARB. TietoEVRY's major risks and the measures for their mitigation are described below.

Market volatility

Changes in the Nordic core markets have a direct effect on market conditions and result in volatility that might have a negative impact on Nordic market growth. Changes in the economic environment and customer demand can affect both business volumes and price levels, which might result in lower revenue or slower revenue growth than expected.

These potential risks are mitigated through multi-year contracts for continuous services. TietoEVRY also aims to maintain long-term business relations and to be a preferred supplier to its customers. The company executes tight cost and investment control with continuous investment performance monitoring, accompanied with a clear structure for decision rights, which are defined in the Decision Making Authority (DMA) Policy.

Global service capabilities, cross-selling and tough price competition are the main drivers in the IT sector for the development of the global delivery model. Tietoevry's position as a leading IT service provider in the Nordics is supported by existing and enhanced competencies, and by the choice of right partners.

Change and transformation

Tietoevry announced its new strategy to drive customer value and growth through specialization. The technology industry is being reshaped with cloud as the foundation, providing expansion opportunities for the company. Expansion will focus on cloud-native services, data & software engineering and scalable software businesses. In managed application and infrastructure services, the company will seek partnerships to invest and build scale. Strategic review of the Tietoevry Banking Business and combined Tietoevry Connect and Transform businesses will result in changes requiring careful change management.

In large-scale adaptation to the market by organizational transformation and right-sizing, resistance to change can prolong the transition, which may affect operational efficiency.

Change management is steered by the company-wide or project-specific Program Management Office, which provides standard tools and systems for the change, including communication, target setting and training for the implementation of the new strategy.

The Group Project Excellence unit sets common standards for project management to ensure proper project risk management and compliance in project financials management and follow-up.

Sudden changes in the market environment, customer demand and customer strategies or the competitive landscape in these areas might harm Tietoevry's operations and profitability.

To diversify the business, Tietoevry provides services to several different industries and markets. The company develops its business mix to provide new industry software solutions, digital consulting, new hybrid cloud solutions and broader R&D capabilities to strengthen its position amongst both current and new customers. An industrialized and standardized way of providing services and solutions, employing automated processes, improves competitiveness and reduces risk.

Service continuity

Close to 100% availability of the services is the basis of trust among customers, stakeholders and society.

A service continuity disruption can be caused, for instance, by hardware or software failures, power outages, natural disasters and different types of intentional or unintentional actions by people.

Risks related to malfunctions of systems could seriously affect Tietoevry's ability to provide its services and have an adverse impact on the company's financials and reputation. Thus, business continuity planning is a high priority in Tietoevry's operational management in order to ensure that redundancy and fault tolerance are at the appropriate level.

To reduce the service continuity risk and to better understand the interdependencies in solutions and data centres, Tietoevry constantly reviews, maintains and improves its IT asset management, configuration

management and monitoring systems. In addition to a balanced global portfolio, Tietoevry has recovery procedures and backup systems in place to handle potential service interruptions. Root cause analysis, best practices and experiences from previous incidents help in preparing for and mitigating the service continuity risk.

Also, a comprehensive and robust major incident & escalation process and crisis management process reduce service interruptions.

Cybersecurity

Tietoevry's business operations involve processing and storing large amounts of confidential data of public and private sector customers, business partners and own data, including sensitive personal data.

The threat landscape is constantly growing and evolving – e.g. criminal hackers, hackers, human errors or misconduct, and state-sponsored organizations – and may cause malfunctions or cybersecurity breaches of information against Tietoevry, its customers, subcontractors or other third parties.

At least the following threats are risk factors that could lead to loss, misuse, destruction of data or system malfunction, compromising Tietoevry's ability to support, manage or develop services:

- Enterprise ransomware
- Supply chain attacks
- Critical vulnerabilities
- Targeted attacks
- Digital fraud
- Denial of service attacks
- Data breaches and data leaks
- Insider threats

Such events could have an adverse impact on the company's financials and reputation.

To detect and investigate cybersecurity incidents, Tietoevry has implemented a comprehensive and robust major incident & escalation process, a crisis management process as well as efficient cybersecurity defence with high-class detection and response capabilities to reduce service interruptions.

We regularly review our risk management and cybersecurity framework, train our employees to increase their awareness of cyber threats and continuously measure our cybersecurity maturity.

Quality costs related to customer bidding and delivery management

Inability to appropriately understand and analyse customers' changing needs, their business processes and the exact requirements can lead to misjudgements in setting the scope of projects or services and, consequently, difficulties in meeting the specifications of customer agreements.

Tietoevry is committed to actively verifying that business processes from sales to delivery are designed, implemented and embedded to deliver customer value and actively mitigate end-to-end risk exposure along full contract life cycles. Internal and external quality assessments and audits are used to verify the effectiveness and efficiency of ways of working as well as to control the quality of outcomes through measurable and actionable KPIs (Key Performance Indicators) and key controls. At the same time, customer feedback management is an integral part of how we drive performance and safeguard quality assurance at both the operational and strategic level. As part of this, we actively ask customers for feedback to understand how well we perform individual deliveries. In addition, we engage with customers to understand how well we support them in meeting their changing business objectives through our portfolio of deliveries. Insights and actions resulting from customer feedback are prioritized and followed up regularly at all levels of the organization and integrated into change management efforts.

Retention and attrition of employees

The competition in the market and demand for new services require ability and speed to reskill, attract new and retain existing competences and business knowledge for new services, new service models and offerings. Tietoevry's success builds on attracting talent, skills renewal, business knowledge and the maturity of the organization.

Inability to retain key employees and to recruit new talent with the required competence might have a negative impact on the company's performance. High employee turnover might also cause delays in customer projects, leading to penalties or loss of customers.

To reduce these risks, Tietoevry implements unified delivery models across sites and offers its employees challenging jobs, diverse development possibilities, social recognition and training opportunities as well as interesting career paths through job rotation. Furthermore, the company has competitive compensation packages, including a company-wide incentive system. Attractive recruitment tools, strategies, talent management and competence development have a high strategic priority at Tietoevry. The company also focuses on employer branding to build and strengthen Tietoevry's image as an attractive employer both internally and externally.

Credit risks

Changes in the general market environment and global economy can result in additional financial risks. Credit risks might arise if customers or financial counterparties are unable to fulfil their commitments towards Tietoevry.

Tietoevry's Credit Policy defines the principles for customer credit risk management to be applied in all lines of business and controlled by a centralized credit management team. The risk assessment utilizes external risk databases and past experience as a reference. Credit risk regarding financial counterparties is managed through counterparty limits, as set out in the Tietoevry Treasury Policy.

Currency risks

Tietoevry's currency transaction exposure arises from foreign trade, cash management and internal funding in foreign currencies. Translating the balance sheets and income statements of Group companies into euros creates a translation exposure.

Tietoevry's Treasury Policy defines the principles for managing currency risks within the Group.

Interest rate risks

Tietoevry's interest rate risk consists mainly of short- and long-term loans, cash positions and derivative contracts. Fluctuations in interest rates can impact Tietoevry's financial result or economic situation.

Tietoevry's Treasury Policy defines the principles for managing interest rate risks within the Group.

Funding and liquidity risks

Exceptional market conditions in the financial market might impose temporary limitations on raising new funding and/or lead to an increase in funding costs.

Group Treasury monitors and manages Tietoevry's funding structure and liquidity by maintaining a sufficiently diversified loan portfolio and liquidity position. Analyses of alternative financing sources, maturities and pricing for the company are continuously updated. Tietoevry's financial risks are described in full in the notes to the consolidated financial statements.

Tietoevry's Treasury Policy defines the principles for managing funding an liquidity risks within the Group.

Legal, regulatory and compliance risks

Tietoevry operates in multiple jurisdictions and is required to comply with a wide range of laws and regulations enacted both at the European and national level, e.g. data protection and privacy laws, public procurement, anti-corruption, anti-bribery, regulations restricting competitive trading conditions, health and safety regulations, environmental regulations, labour regulations, competition regulations as well as securities markets, corporate and tax laws. Failing to comply with the regulations may subject the company to regulatory interventions or penalties, or a slowing or even halting of the development of its activities.

Tietoevry functions as a data processor for customers and as a data controller for its internal personal data. Failing to comply with the EU General Data Protection Regulation (GDPR) and its related judgement on data transfers, Schrems II, might result in negative reputation, significant fines or other expenses. A solution or service needs to be redesigned or redeveloped.

The risk is mitigated by company-wide privacy work. Tietoevry has a privacy governance model, which ensures that a privacy organization and resources, continuous follow up and reporting, proactive privacy development and active employee communication and training are in place. Privacy governance is

ensures that the GDPR requirements are appropriately embedded as practical rules and instructions into corporate core business processes such as offering and software development, sales and marketing, programme and project delivery, continuous service delivery and Tietoevry's internal service.

Supply chain risk

Tietoevry's ability to perform its obligations to customers can be affected by a failure by any significant supplier or partner to fulfil its obligations. Such failure may expose Tietoevry to liabilities and impact the profitability of the company. The company has, for example, outsourced certain infrastructure operations, and a potential failure in deliveries by a supplier could cause disturbances to customers. These risks are managed by partner contract management, contract renewal negotiations and continuous evaluation of partners' delivery quality.

Global pandemic: COVID-19

The COVID-19 pandemic still creates uncertainty in the market and for the company. During the year, Tietoevry continued to identify, evaluate, and manage risks that could have significant financial, operating, or reputational impact on the company both on a short- and long-term basis. Enterprise risk management, crisis management and business continuity have been vital in handling the effect of the pandemic on our employees, portfolio and customers. Tietoevry follows country-specific government and healthcare guidelines for personal health and the prevention of the spread of COVID-19.

Shares and shareholders

Tietoevry's issued and registered share capital amounts to EUR 76 555 412.00 and on 31 December, the number of shares totalled 118 425 771. Tietoevry's shares have no par value and their book counter value is one euro. The company's shares are listed on NASDAQ in Helsinki and Stockholm and Oslo Børs. The company has one class of shares, with each share conferring equal dividend rights and one vote.

The company had around 61 750 registered shareholders at the end of 2022 based on the ownership records of the Finnish, Swedish and Norwegian central securities depositories. Tietoevry received the following flagging announcements during the year:

On 10 February, Silchester International Investors LLP announced that its holding had increased to 5 939 679 shares, representing 5.02% of the total number of shares.

On 31 December, Tietoevry had one shareholder holding 10% or more of the shares: Solidium Oy.

In February, Tietoevry purchased 145 000 own shares (0.12% of the total number of shares) in trading organized by Nasdaq Helsinki Ltd. The average purchase price was EUR 25.3516 per share. Related to the company's share-based reward plans, a total of 140 119 shares held by Tietoevry (0.12% of the total

Geopolitical instability

Geopolitical instability might result in disruption in areas where Tietoevry operates. This instability might impact the company's operations, despite careful scenario planning and mitigation plans to ensure business continuity. Russia's war against Ukraine has impacted our business in Ukraine, and its status is monitored with regular business continuity and crisis management meetings to help our employees and ensure business continuity.

Climate change

Physical climate change impacts may pose a risk for both Tietoevry and its customers. Tietoevry strives to mitigate its contribution to climate change by reducing carbon emissions and increasing energy efficiency in its own operations. Assessments concerning proximity of hazards such as rivers, rail lines and airports, are part of the prospecting prior to any new construction of offices or datacentres, and back-up centres ensure continuity of customer operations also in case of severe climate change implications. The ability to mitigate the impacts and adapt to climate change is becoming an increasingly important factor impacting customers' decision making. Tietoevry can help its customers to reduce their carbon emissions through its technology solutions and facilitate customers' transition to a low-carbon and circular economy.

number of shares) were transferred to the participants of the plan during the second quarter. At the end of the year, the number of shares in the company's or its subsidiaries' possession totalled 12 468, representing 0.01% of the total number of shares and voting rights. The number of outstanding shares, excluding the treasury shares, was 118 413 303.

The members of the Board of Directors, the President and CEO and their close associates together held 0.10% of the shares and votes registered in the book-entry system on 31 December 2022. The President and CEO is also participating in the company's long-term share-based incentive plans and potential rewards will be paid partly in Tietoevry shares. As the number of additional shares related to these incentives is dependent on the company's performance, these are not included in this aggregate number.

The company's Articles of Association include a restriction on voting at the Annual General Meeting where no-one is allowed to vote with more than one-fifth of the votes represented at the meeting. The Articles of Association are available at www.tietoevry.com/investors.

Share-based incentive plans

TietoEVRY has the following active share-based incentive plans: a Performance Share Plan 2020, 2021 and 2022 and a Restricted Share Plan 2020, 2021 and 2022. The potential rewards will be paid partly in the company's shares and partly in cash in 2023, 2024 and 2025, respectively. The share rewards to be delivered to the participants will consist of shares to be acquired from the market and treasury shares. Thus, no new shares will be issued in connection with the plans. The rewards to be paid on the basis of the plans correspond to the value of an approximate maximum total of 3 060 000 TietoEVRY shares (including the proportion to be paid in cash). On 31 December, the value of granted and unvested share plans corresponded to 2 466 208 shares. The company has not issued any bonds with warrants and does not have any stock option programmes.

Board authorizations

The 2022 Annual General Meeting authorized the Board of Directors to decide on the repurchase of the company's own shares. The amount of own shares to be repurchased shall not exceed 11 800 000 shares, which currently corresponds to approximately 10% of all the shares in the company. The authorization is intended to be used to develop the company's capital structure. The Board of Directors was also authorized to decide on the issuance of shares as well as on the issuance of option rights and other special rights. The amount of shares to be issued based on the authorization (including shares to be issued based on the special rights) shall not exceed 11 800 000 shares, which currently corresponds to approximately 10% of all the shares in the company.

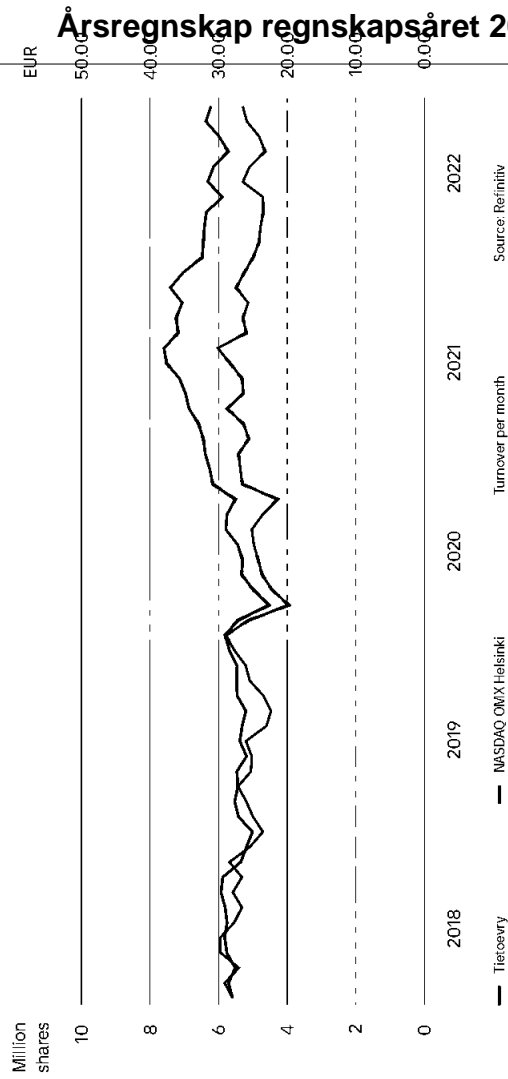
OWNERSHIP STRUCTURE ON 31 DEC 2022



- Non-Finnish holders 9.7%
- Households 12.7%
- Financial and insurance corporations 55.2%
- Non-profit institutions 4.1%
- General Government 15.7%
- Non-financial corporations and housing corporations 3.1%

Based on the ownership records of Euroclear Finland Oy

SHARE PRICE DEVELOPMENT AND TURNOVER, HELSINKI



	2022	2021	2020	2019	2018
Number of shares					
Number of shares	118 425 771	118 425 771	118 425 771	118 425 771	74 109 252
Outstanding shares					
At year end	118 413 303	118 418 184	118 414 793	118 253 526	73 826 349
Average	118 405 657	118 408 223	118 378 269	77 193 387	73 809 855
Share capital at year end, EUR	76 555 412	76 555 412	76 555 412	76 555 412	76 555 412
Per share data					
Earnings per share, EUR					
Basic	1.59	2.46	0.8	1.02	1.67
Diluted	1.59	2.46	0.8	1.02	1.66
Equity per share, EUR	14.52	15.38	13.73	14.27	6.54
Share price performance and trading volumes					
NASDAQ Helsinki					
Highest price of share, EUR	27.94	30.46	31.32	29.06	30.74
Lowest price of share, EUR	21.06	25.42	17.26	21.40	22.86
Average price of share, EUR	24.86	27.26	24.42	25.37	27.56
Turnover, number of shares	62 036 948	78 772 407	77 150 210	31 439 512	29 333 439
Turnover, %	52.4	66.5	65.1	26.5	39.6
Market capitalization, EUR million	3 140.7	3 254.3	3 180.9	3 282.8	1 747.5
Dividends					
Dividend, EUR 1 000	171 699	165 785	156 308	75 190	103 465
Dividend per share, EUR	1.45	1.40	1.32	0.64	1.45
Payout ratio, %	91.0	56.8	165.3	62.3	86.8
Price-weighted ratios					
NASDAQ Helsinki					
Price per earnings ratio (P/E)	17	11	34	27	14
Dividend yield, %	5.5	5.1	4.9	4.6	6.1

Major shareholders on 31 December 2022

	Shares	%
1 Solidium Oy	12 857 918	10.9
2 Cevian Capital Partners Ltd1)	9 381 731	7.9
3 Incentive Investment Funds (ICAV2)	6 041 221	5.1
4 Slichester International Investors LLP3)	5 939 679	5.0
5 Ilmarinen Mutual Pension Insurance Company	1 927 095	1.6
6 Elo Mutual Pension Insurance Company	1 484 000	1.3
7 The State Pension fund	1 100 000	0.9
8 Nordea funds	1 081 997	0.9
9 Evli funds	938 231	0.8
10 Swedbank Robur fonder	685 000	0.6
Top 10 shareholders total	41 436 872	35.0
- of which nominee registered	22 047 631	18.6
Nominee registered other	49 103 791	41.5
Others	27 885 108	23.5
Total	118 425 771	100.0

Based on the ownership records of Euroclear Finland Oy, Euroclear Sweden AB and Norwegian Central Securities Depository (VPS).

¹⁾ Based on the ownership records of Euroclear Finland Oy, Cevian Capital Partners Ltd's holding on 31 August 2022 was 9 381 731 shares, representing 7.9% of shares and voting rights.

²⁾ On 21 September 2021, Incentive AS announced that the holding of Incentive Investment Funds ICAV was 6 041 221 shares, representing 5.1% of the shares.

³⁾ On 10 February 2022, Slichester International Investors LLP has announced that its holding has increased to 5 939 679 shares, representing 5.02% of the total number of shares.

Number of shares

	Shareholders		Shares	
	No	%	No	%
1-100	25 628	53.2	1 159 657	1.0
101-500	15 550	32.3	3 858 554	3.3
501-1 000	3 588	7.4	2 726 903	2.3
1 001-5 000	2 821	5.9	5 847 478	4.9
5 001-10 000	282	0.6	2 010 825	1.7
10 001-50 000	177	0.4	3 680 668	3.1
50 001-100 000	29	0.1	2 122 166	1.8
100 001-500 000	26	0.1	5 616 630	4.7
500 001-	14	0.0	91 392 330	77.2

Based on the ownership records of Euroclear Finland Oy.

Dividend

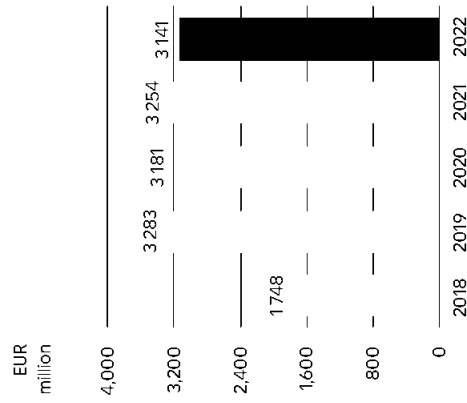
The distributable funds of the parent company amount to EUR 1,479.5 million, of which net profit for 2022 amounts to EUR 21.1 million. The Board of Directors proposes to the Annual General Meeting that for the financial year ended on 31 December 2022, a dividend of EUR 1.45 per share be paid from the distributable profits of the company. The Board of Directors proposes that the dividend shall be paid in two instalments:

- The first dividend instalment of EUR 0.725 per share shall be paid to shareholders who on the record date for the dividend payment on 27 March 2023 are recorded in the shareholders' register held by Euroclear Finland Oy or the registers of Euroclear Sweden AB or Veripapircentralen ASA (VPS).

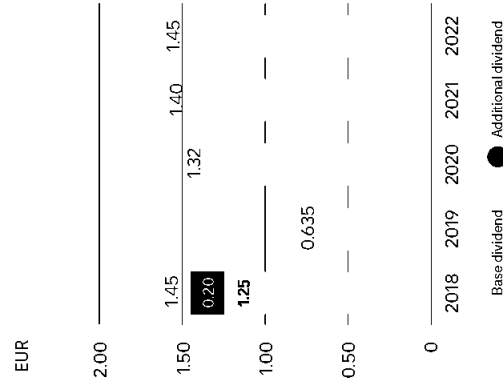
• The second dividend instalment of EUR 0.725 per share shall be paid to shareholders who on the record date for the dividend payment on 5 October 2023 are recorded in the shareholders' registers.

The proposed dividend payout does not endanger the solvency of the company.

MARKET CAPITALIZATION



DIVIDEND / SHARE, EUR



Events after the period

On 12 January, Tietoevry announced that Klaus Andersen has been appointed as CEO of Tietoevry Banking effective 1 February 2023. Klaus Andersen will have the overall responsibility for the Banking business at Tietoevry, including driving a successful outcome for the ongoing strategic review. In his role as CEO of Tietoevry Banking, Klaus Andersen will report to Kimmo Alkio, CEO of Tietoevry Group, and will become a member of the Group Executive Management Team.

On 31 January, Tietoevry published the proposals of the Shareholders' Nomination Board to the Annual General Meeting 2023, including election and remuneration of the members of the Board of Directors. The Shareholders' Nomination Board proposes that the current members of the Board of Directors Tomas Franzén, Liselotte Hägertz Engstam, Harri-Pekka Kaukonen, Katharina Moshelm, and Endre Rangnes be reelected and Bertil Carlén, Elisabetta Castiglioni, Gustav Moss and Petter Söderström be elected as new members. Timo Ahopelto, Angela Mazza Teufer and Niko Pakalén have informed that they are not available for re-election.

In November 2022, Tietoevry announced that the company is conducting a strategic review of its Tietoevry Transform and Tietoevry Connect as a combined business, including a potential sale or listing as a spin-off. On 13 February, Tietoevry announced that Satu Kiiskinen has been appointed as Managing Director of the businesses to be called Tietoevry Tech Services. Tietoevry Tech Services is planned to be operational and report its financials as a new reportable segment, from the second quarter of 2023. Tietoevry Tech Services' Managing Director appointment becomes effective 1 April.

Full-year outlook for 2023

Tietoevry expects its organic¹⁾ growth to be 5% to 7% (revenue in 2022: EUR 2,928.1 million).

The company estimates its full-year adjusted operating margin²⁾ (adjusted EBITA) to be 13.0–13.5% (13.0% in 2022).

¹⁾ Adjusted for currency effects, acquisitions and divestments.

²⁾ Adjustment items include restructuring costs, capital gains/losses, impairment charges and other items affecting comparability.

Financial calendar 2023

23 March Annual General Meeting

Tietoevry will publish three interim reports in 2023:

4 May Interim report 1/2023 (8.00 a.m. EET)
 21 July Interim report 2/2023 (8.00 a.m. EET)
 26 October Interim report 3/2023 (8.00 a.m. EET)

Key figures

Calculation of key figures and alternative performance measures

Tietoevry presents certain financial measures, which, in accordance with the "Alternative Performance Measures" guidance issued by the European Securities and Markets Authority, are not accounting measures defined or specified in IFRS and are, therefore, considered alternative performance measures. Tietoevry believes that alternative performance measures provide meaningful supplemental information to the financial measures presented in the consolidated financial statements prepared in accordance with IFRS and increase the understanding of the profitability of Tietoevry's operations. In addition, they are seen as useful indicators of the Group's financial position and ability to obtain funding. Alternative performance measures are not accounting measures defined or specified in IFRS and, therefore, they are considered non-IFRS measures, which should not be viewed in isolation or as a substitute to the IFRS financial measures.

Adjusted earnings per share = $\frac{\text{Net profit for the period excluding adjustment items, amortization of acquisition-related intangible assets and related tax impact per country}}{\text{Weighted average number of shares}}$

Adjustment items = $\text{Restructuring costs} + \text{capital gains/losses} + \text{impairment charges} + \text{other items affecting comparability}$

Operating profit (EBIT) = $\text{Net profit} + \text{interests} + \text{taxes}$

Operating margin (EBIT), % = $\frac{\text{Operating profit (EBIT)}}{\text{Revenue}}$

Adjusted operating profit (EBITA) = $\text{Operating profit (EBIT)} + \text{adjustment items}$

Adjusted operating margin (EBITA), % = $\frac{\text{Adjusted operating profit (EBITA)}}{\text{Revenue}}$

Equity per share	=	Total equity	
	=	Number of shares at the year-end	
Capital expenditure	=	Acquisitions of intangible assets and property, plant and equipment	
Acquisitions	=	Acquisitions of subsidiaries and business operations, net of cash acquired	
Return on equity, 12-month rolling, %	=	Profit before taxes and non-controlling interests – income taxes	* 100
	=	Total equity (12-month average)	
Return on capital employed, 12-month rolling, %	=	Profit before taxes + interest and other financial expenses	* 100
	=	Total assets – non-interest-bearing liabilities (12-month average)	
Equity ratio, %	=	Total equity	* 100
	=	Total assets – advance payments	
Interest-bearing net debt	=	Interest-bearing liabilities – interest-bearing receivables – cash and cash equivalents	
Net debt/EBITDA	=	Interest-bearing net debt	
	=	EBITDA (12-month average)	
Gearing, %	=	Interest-bearing net debt	* 100
	=	Total equity	

Adjusted operating profit (EBITA) by segment

EUR million	2022	2021	Change %
Tietoevry Create	116.3	99.6	17
Tietoevry Banking	72.0	60.3	19
Tietoevry Care	72.5	69.6	4
Tietoevry Industry	46.0	50.8	-9
Tietoevry Transform	36.8	43.9	-16
Tietoevry Connect	62.4	66.3	-6
Non-allocated costs	-26.8	-22.8	18
Adjusted operating profit (EBITA)	379.2	367.8	3

Adjusted operating margin (EBITA) by segment

%	2022	2021	Change pp
Tietoevry Create	13.7	13.2	1
Tietoevry Banking	13.8	12.7	1
Tietoevry Care	31.3	31.4	0
Tietoevry Industry	16.9	16.7	0
Tietoevry Transform	7.8	9.4	-2
Tietoevry Connect	7.1	7.3	0
Adjusted operating margin (EBITA)	13.0	13.0	0

Reconciliation of adjusted operating profit (EBITA)

EUR million	2022	2021
Operating profit (EBIT)	266.5	382.0
+ Amortization on intangible assets recognized at fair value from acquisitions	46.7	47.3
Adjusted operating profit (EBITA)	313.2	429.3
Adjustment items:		
+ Restructuring costs	12.6	7.1
- Capital gains	-1.1	-104.0
+ Strategic reviews	2.6	—
+/- Other M&A related items	1.7	1.0
+ Tietoevry Connect performance improvement programme	31.0	—
+ War in Ukraine and exit from Russia	13.3	—
+ Tietoevry Integration	9.2	25.8
+/- Other items ¹⁾	-3.3	8.6
Adjusted operating profit (EBITA)	379.2	367.8

¹⁾ Costs related to new strategy implementation, insurance compensation, settlement compensation and an impairment loss related to a terminated customer project in Tietoevry Banking, and other minor non-recurring items. See also notes 5, 6 and 7.

CONSOLIDATED FINANCIAL STATEMENTS (IFRS)

Income statement

EUR million	Note	2022	2021
Revenue	5, 6	2 928.1	2 823.4
Other operating income	7	50.2	125.1
Materials and services ¹⁾		-546.5	-513.5
Employee benefit expenses	8	-1 597.2	-1 527.0
Depreciation and amortization	11, 12, 20	-162.3	-170.1
Impairment losses	11, 12, 20, 28	-20.2	-5.3
Other operating expenses ¹⁾	7	-386.7	-352.0
Share of results in joint ventures	28	1.0	1.5
Operating profit (EBIT)		266.5	382.0
Interest and other financial income	21	3.9	1.9
Interest and other financial expenses	21	-26.2	-25.3
Net foreign exchange gains/losses	21	-1.4	-4.8
Profit before taxes		242.8	353.8
Income taxes	9	-54.2	-62.2
Net profit for the financial year		188.6	291.6
Net profit for the financial year attributable to Owners of the Parent company		188.6	291.6
Non-controlling interest		—	0.0
Earnings per share attributable to owners of the Parent company, EUR per share	10	1.59	2.46
Basic		1.59	2.46
Diluted		1.59	2.46

¹⁾ Tietoevy has clarified its accounting policy for costs related to shared platforms in infrastructure services. See note Z.

Statement of other comprehensive income

EUR million	Note	2022	2021
Net profit for the financial year		188.6	291.6
Items that may be reclassified subsequently to profit or loss			
Translation differences	25	-126.7	60.2
Items that will not be reclassified subsequently to profit or loss			
Remeasurements of the defined benefit plans	15	2.0	-1.9
Income tax related to remeasurements	9	-0.4	0.4
Total comprehensive income		63.5	350.3
Total comprehensive income attributable to Owners of the Parent company		63.5	350.3
Non-controlling interest		—	0.0
		63.5	350.3

Notes are an integral part of these consolidated financial statements.

Statement of financial position

Assets	EUR million	Note	31 Dec 2022	31 Dec 2021
Non-current assets				
Goodwill		<u>11</u> , <u>28</u>	1 846.5	1 943.7
Other intangible assets		<u>11</u>	336.7	387.9
Property, plant and equipment		<u>12</u>	97.2	87.4
Right-of-use assets		<u>20</u>	201.9	192.4
Interests in joint ventures		<u>28</u>	14.2	16.7
Deferred tax assets		<u>9</u>	14.6	19.1
Defined benefit plan assets		<u>15</u>	0.6	0.7
Finance lease receivables		<u>20</u> , <u>22</u>	0.2	2.7
Other financial assets at amortized cost		<u>22</u>	15.0	15.7
Other financial assets at fair value		<u>22</u>	0.6	0.6
Other non-current receivables		<u>14</u>	20.4	35.4
Total non-current assets			2 548.0	2 702.3
Current assets				
Inventories		<u>13</u>	5.6	7.2
Trade and other receivables		<u>14</u>	547.8	517.0
Financial assets at fair value		<u>22</u>	23.6	23.3
Finance lease receivables		<u>20</u>	2.4	2.9
Current tax assets			16.8	10.8
Cash and cash equivalents		<u>24</u>	249.7	323.8
Total current assets			845.8	884.9
Total assets			3 393.8	3 587.2
Equity and liabilities				
Equity				
Share capital		<u>25</u>	76.6	76.6
Share premium and other reserves		<u>25</u>	39.3	41.5
Invested unrestricted equity reserve		<u>25</u>	1 203.5	1 203.5
Retained earnings		<u>25</u>	399.9	499.6
Total equity			1 719.2	1 821.1
Non-current liabilities				
Loans		<u>19</u> , <u>22</u>	639.4	731.6
Lease liabilities		<u>19</u> , <u>20</u> , <u>22</u>	155.9	144.0
Deferred tax liabilities		<u>9</u>	10.7	9.1
Provisions		<u>16</u>	2.6	2.8
Defined benefit obligations		<u>15</u>	28.4	38.7
Other non-current liabilities		<u>17</u>	21.0	34.7
Total non-current liabilities			858.0	960.8
Current liabilities				
Trade and other payables		<u>17</u>	616.7	672.3
Financial liabilities at fair value		<u>22</u>	2.0	0.8
Current tax liabilities			13.9	18.5
Loans		<u>19</u> , <u>22</u>	110.6	31.5
Lease liabilities		<u>19</u> , <u>20</u> , <u>22</u>	54.1	62.5
Provisions		<u>16</u>	19.1	19.6
Total current liabilities			816.5	805.3
Total equity and liabilities			3 393.8	3 587.2

Notes are an integral part of these consolidated financial statements.

Statement of cash flows

EUR million	2022	Note	2021
Cash flow from operating activities			
Net profit for the financial year	188.6		291.6
Adjustments			
Depreciation, amortization and impairment losses	182.5	<u>11</u> , <u>12</u> , <u>20</u> , <u>28</u>	175.5
Profit/loss on sale of property, plant and equipment, subsidiaries and business operations	7.8		-104.1
Share of results in joint ventures	-1.0	<u>28</u>	-1.5
Other adjustments	-7.5		0.2
Net financial expenses	23.7	<u>21</u>	28.1
Income taxes	54.2	<u>9</u>	62.2
Change in net working capital	-41.7		-8.2
Change in current receivables	-40.4		-18.7
Change in current non-interest-bearing liabilities			
Cash generated from operating activities before interests and taxes	366.2		425.2
Interests received	3.7		1.8
Interests paid	-22.1		-23.2
Other financial income received	25.3		24.0
Other financial expenses paid	-37.7		-21.9
Dividends received	1.4	<u>28</u>	2.1
Income taxes paid	-59.8		-40.6
Cash flow from operating activities	276.9		367.5
Cash flow from investing activities			
Capital expenditure	-95.4	<u>11</u> , <u>12</u>	-80.8
Disposal of subsidiaries and business operations, net of cash disposed	-0.3	<u>26</u>	179.5
Proceeds from sale of property, plant and equipment	0.5		0.8
Change in loan receivables	3.2		0.3
Cash flow used in/from investing activities	-92.0		99.8
Cash flow from financing activities			
Dividends paid	-165.8		-156.3
Repurchase of own shares	-3.7		-3.8
Repayments of lease liabilities	-66.3	<u>19</u> , <u>20</u>	-73.1
Other short-term financing, net	-1.5	<u>19</u>	-19.7
Repayments of long-term borrowings	-13.1	<u>19</u>	-145.8
Cash flow used in financing activities	-250.4		-398.8
Change in cash and cash equivalents	-65.4		68.5
Cash and cash equivalents at the beginning of period	323.8	<u>24</u>	252.3
Foreign exchange differences	-8.6		3.0
Change in cash and cash equivalents	-65.4		68.5
Cash and cash equivalents at the end of period	249.7		323.8

Notes are an integral part of these consolidated financial statements.

Statement of changes in shareholders' equity

EUR million	Owners of the Parent company						Total equity
	Note	Share capital	Share premium and other reserves	Own shares	Cumulative translation differences	Invested unrestricted equity reserve	
31 Dec 2021		76.6	41.5	-0.2	-66.0	1 203.5	1 821.1
Comprehensive income							
Net profit for the period		—	—	—	—	—	188.6
Other comprehensive income, net of tax							
Remeasurements of the defined benefit plans, net of tax		—	—	—	—	—	1.6
Translation differences		—	-2.2	—	-127.5	—	-126.7
Total comprehensive income		—	-2.2	—	-127.5	—	63.5
Transactions with owners							
Contributions and distributions							
Share-based incentive plans	8	—	—	3.6	—	—	4.1
Dividends		—	—	—	—	—	-165.8
Repurchase of own shares		—	—	-3.7	—	—	-3.7
Total transactions with owners		—	—	-0.1	—	—	-165.4
31 Dec 2022		76.6	39.3	-0.3	-193.5	1 203.5	719.2

Arsregnskap regnskapsåret 2022 for 933012867

EUR million	31 Dec 2020	Note	Owners of the Parent company					Total equity				
			Share capital	Share premium and other reserves	Own shares	Cumulative translation differences	Invested unrestricted equity reserve		Retained earnings	Total	Non-controlling interest	
			76.6	42.1	-0.3	-133.8	1 203.5	438.2	1 626.2	0.0	1 626.2	0.0
Comprehensive income			—	—	—	—	—	291.6	291.6	0.0	291.6	0.0
Net profit for the financial year			—	—	—	—	—	—	—	—	—	—
Other comprehensive income, net of tax			—	—	—	—	—	-1.6	-1.6	—	-1.6	—
Remeasurements of the defined benefit plans, net of tax			—	-0.6	—	67.8	—	-7.0	60.2	—	60.2	—
Translation differences			—	-0.6	—	67.8	—	283.0	350.3	0.0	350.3	0.0
Total comprehensive income			—	—	—	—	—	—	—	—	—	—
Transactions with owners			—	—	—	—	—	—	—	—	—	—
Contributions and distributions			—	—	—	—	—	—	—	—	—	—
Share-based incentive plans		8	—	—	3.9	—	—	1.1	5.0	—	5.0	—
Dividends			—	—	—	—	—	-156.3	-156.3	0.0	-156.3	0.0
Repurchase of own shares			—	—	-3.8	—	—	—	-3.8	—	-3.8	—
Changes in ownership interests			—	—	—	—	—	—	—	—	—	—
Acquisition of non-controlling interest without change in control			—	—	—	—	—	-0.3	-0.3	0.0	-0.3	0.0
Total transactions with owners			—	—	0.1	—	—	-155.4	-155.3	0.0	-155.4	0.0
	31 Dec 2021		76.6	41.5	-0.2	-66.0	1 203.5	565.8	1 821.1	—	1 821.1	—

Notes are an integral part of these consolidated financial statements.

NOTES TO THE CONSOLIDATED FINANCIAL STATEMENTS (IFRS)

1. Corporate information

TietoEVRY Corporation (business identity code 0101138-5) is a Finnish public limited liability company organized under the laws of Finland. It is domiciled in Espoo and the address of the Group head office is Keilalahdentie 2-4, 02101 Espoo, Finland. The company is listed on NASDAQ in Helsinki and Stockholm and the Oslo Stock Exchange.

TietoEVRY is a leading Nordic digital services company serving clients across Sweden, Norway and Finland and offering software, IT solutions and consulting services, as well as operations of IT systems. In addition, the Group offers outsourcing services and services related to data communication and data security.

The Board of Directors approved these consolidated financial statements on 14 February 2023. According to the Limited Liability Companies Act, the shareholders have the right at the Annual General Meeting to either approve, amend or reject the consolidated financial statements after the publication.

BASIS OF PREPARATION

The accounting policies applied to the consolidated financial statements as a whole are described below. A more detailed description of accounting policies and significant estimates related to specific disclosures are presented in conjunction with each note with the aim of providing understanding of each accounting area.

2. Principal accounting policies

These consolidated financial statements of TietoEVRY have been prepared in accordance with International Financial Reporting Standards (IFRS) and IFRIC interpretations as adopted by the European Union. The financial statements also comply with Finnish accounting principles and corporate legislation complementing IFRS. The consolidated financial statements are presented in millions of euros and have been prepared under the historical cost convention, unless otherwise stated in these accounting policies. All figures presented have been rounded, and consequently the sum of individual figures can deviate from the presented sum figure. Key figures have been calculated using exact figures.

Consolidation principles

The consolidated financial statements include the Parent company TietoEVRY Corporation and all subsidiaries over which the Parent company has directly or indirectly more than one half of the voting rights, or the Parent company is otherwise in control of the company. Control exists when the company is exposed to, or has rights to, variable returns from its involvement with the entity and can affect those returns through its power over the entity.

Subsidiaries are consolidated from the date on which control is achieved until the date on which control ceases by using the acquisition method. Intra-group receivables, payables and transactions including dividends and internal profit are eliminated on consolidation. When necessary, subsidiaries' accounting policies have been aligned to correspond to the Group's accounting policies. The result for the period and items of other comprehensive income are allocated to the equity holders of the company and non-controlling interests and presented in the income statement and statement of other comprehensive income. Non-controlling interests are shown separately under shareholders' equity.

Foreign currency transactions

Items included in the financial statements of each of the Group's entities are measured using the currency of the primary economic environment in which the entity operates (the functional currency). The consolidated financial statements are presented in euros, which is the Parent company's functional and presentation currency.

Foreign currency transactions are translated into local functional currencies using the exchange rates prevailing on the transaction date. The foreign currency monetary items are translated using period-end exchange rates. The foreign currency non-monetary items held at fair value are translated into the functional currency using the exchange rate prevailing at the date when the fair value was determined or remeasured. Other non-monetary items are recognized at the exchange rate prevailing on the transaction date.

For internal, long-term loans to subsidiaries, when classified as net investment in foreign operations, all related unrealized foreign exchange gains and losses are recognized in profit or loss in the separate financial statements. In the consolidated financial statements, such exchange differences are recognized initially in other comprehensive income and reclassified from equity to profit or loss on disposal of the net investment.

Other foreign exchange gains and losses related to business operations are included in operating profit. Foreign exchange gains and losses associated with financing are recognized in finance income and expenses.

For Group entities whose functional and presentation currency is other than the euro, the income statements and statements of financial position are translated into the Group presentation currency as follows:

- assets and liabilities for each statement of financial position presented are translated using the exchange rates prevailing at the reporting date;
- income and expenses for each income statement are translated using the average exchange rates of the reporting period;
- all resulting translation differences are recognized in other comprehensive income.

When a subsidiary is sold, any translation differences are recognized in the consolidated income statement as part of the gain or loss on the sale.

Goodwill and fair value adjustments to the carrying amounts of assets and liabilities arising on the acquisition of a foreign entity are treated as assets and liabilities of the foreign entity and translated into euro using the exchange rates prevailing at the reporting date. Translation differences arising are recognized in other comprehensive income.

3. Adoption of new and amended IFRS standards and interpretations

The following amendments to IFRS standards became effective on 1 January 2022. They have not had any material impact on the disclosures or on the amounts reported in these financial statements.

- Amendments to IFRS 3 Reference to the Conceptual Framework
- Amendments to IAS 16 Property, Plant and Equipment – Proceeds before Intended Use
- Amendments to IAS 37 Onerous Contracts – Cost of Fulfilling a Contract
- Annual Improvements to IFRS Standards 2018–2020 Cycle Amendments to IFRS 1, IFRS 9, IFRS 16 and IAS 41

New and revised IFRS standards in issue but not yet effective

At the date of authorization of these financial statements, the Group has not applied the following new and revised IFRS standards that have been issued but are not yet effective and had not yet been adopted by the EU (marked with *). Management do not expect the adoption of these to have a material impact on the Group's financial statements in the future reporting periods. Those will be adopted as of their effective date.

- Amendments to IFRS 10 and IAS 28: Sale or Contribution of Assets between an Investor and its Associate or Joint Venture
- Amendments to IAS 1 Classification of Liabilities as Current or Non-current*
- IFRS 17 Insurance Contracts
- Amendments to IAS 1 and IFRS Practice Statement 2 – Disclosure of Accounting Policies*
- Amendments to IAS 8 – Definition of Accounting Estimates*
- Amendments to IAS 12 – Deferred Tax related to Assets and Liabilities arising from a Single Transaction*
- Amendments to IFRS 16 – Definition of lease liability in a sale-and-leaseback agreement*

4. Use of judgements and estimates

The preparation of the financial statements in accordance with IFRS requires management to make estimates and assumptions that affect the amounts reported and disclosed at the reporting date. Although these estimates are based on management's best knowledge of current events and actions, actual results may differ from the estimates. In addition, management judgement is required in the application of accounting policies, especially when IFRS standard has alternative accounting, valuation and presentation methods.

Management believes that the following accounting principles represent those matters, where management judgement has the most significant effect on the amounts recognised or where different estimate could result in significant adjustment to reported carrying amounts within the next financial year. These are described in more detail in the related notes.

Accounting principle	Estimates made	Judgement applied	Note
Valuation of goodwill	X	X	11
Provisions	X		16
Deferred taxes	X		9

PERFORMANCE FOR THE YEAR

This section comprises disclosures related to the performance of the Group, including segment information, sources of revenue, other operating income and expenses, as well as information on employee benefits, taxes and earnings per share.

5. Segment information

Tietoevy has established six specialized end-to-end businesses which form the operating segments from 1 January 2022: Tietoevy Create, Tietoevy Banking, Tietoevy Care, Tietoevy Industry, Tietoevy Transform and Tietoevy Connect. The comparative segment information for 2021 has been restated accordingly. As part of Tietoevy's new strategy, the group introduced internal trade at market terms between the businesses (segments).

ACCOUNTING POLICIES

The operating segments are reported in a manner consistent with the internal reporting provided to the Group Executive Management, which has been identified as Tietoevy's chief operating decision maker being responsible for allocating resources and assessing performance of the operating segments as well as deciding on strategy.

The Group Executive Management assesses the profitability of segments principally on the basis of adjusted operating profit (EBITA). Operating profit (EBIT) is, however, also an essential measure and is disclosed in this segment note as it is most consistent with the result reported in accordance with IFRS. Transactions between the segments are made on a market-terms basis.

Eliminations include internal revenue between operating segments and Group function sales of internal services to the business. Non-allocated costs relate to Global management and Support functions and are shown separately in the operating profit (EBIT).

Tietoevy Create

Tietoevy Create is a leading accelerator for digital innovation and cloud-native development, providing business advisory and design, data engineering and specialized software R&D services across a range of industry sectors. It is a high-growth, market-leading vendor in the Nordics and expanding in international markets, which currently represent over 40% of Tietoevy Create revenue. Tietoevy Create has almost 9 000 employees in competence centres in Europe, India and China – they leverage their expertise and the latest technologies to support clients from nearly 20 countries.

Tietoevy Banking

Tietoevy Banking is modernizing the financial sector in the Nordics and globally with modular, pre-integrated Banking-as-a-Service and a full suite of market-leading, scalable software and services within domains such as payments, cards, wealth management, financial crime prevention and credit. Built by

unmatched industry expertise, the solutions help accelerate growth through digital customer engagement, real-time operational efficiency and regulatory compliance. Tietoevy banking's team consists of around 3 500 specialists.

Tietoevy Care

Tietoevy Care offers modular, open and interoperable software for customers in the health and social care sectors to enhance the care experience across the Nordics. Using advanced analytics and embedded AI, it provides decision support and process automation. Demand for software and services in healthcare segments such as hospitals, primary and secondary care, as well as elderly, home and family care is increasing rapidly on the back of the growing demand for better care outcomes, improved citizen experience, higher staff satisfaction and increased efficiency. Tietoevy Care employs over 1 400 specialists.

Tietoevy Industry

Tietoevy Industry provides industry-specific software and data platform services for customers looking to enhance their critical processes – with software increasingly delivered as a service. Product areas include software for case management, pulp & paper, education, and energy and utilities. Furthermore, data platform services deliver data in processes such as billing & invoicing and industry messaging. Its team consists of close to 1 700 specialists with extensive industry knowledge and in-depth expertise of utilizing data to create insights and add value across core business and operational processes.

Tietoevy Transform

Tietoevy Transform drives enterprise-wide transformation for customers across their business processes and applications by means of automation, cloud and data capabilities. It helps customers improve enterprise agility and reduce time to market. Its team of over 3 000 experts provides full stack IT services across modernizing existing IT infrastructure, the renewal of core business applications, next-generation services as well as data and AI services for selected large and mid-sized customers in both public and private enterprises in the Nordics.

Tietoevy Connect

Tietoevy Connect is a multi-cloud platform provider with a full range of infrastructure choices at scale – aiming to ensure resilience, security, and compliance for customers' business. Its business comprises cloud platforms and security services, traditional infrastructure services, end-user services and hardware software reselling. It is the leading provider of managed services in the Nordics, and the partner of choice for businesses looking to drive and achieve cloud adoption at scale. Its team of almost 5 000 experts delivers services to customer operations in more than 90 countries.

Disaggregation of revenue by segment

EUR million	2022	2021	Change %
TietoEVRY Create	847.9	756.3	12
TietoEVRY Banking	521.3	475.8	10
TietoEVRY Care	231.4	221.9	4
TietoEVRY Industry	272.6	303.4	-10
TietoEVRY Transform	470.6	467.9	1
TietoEVRY Connect	879.9	907.5	-3
Eliminations	-295.6	-309.5	-4
Group total	2 928.1	2 823.4	4

Operating profit (EBIT) by segment

EUR million	2022	2021	Change %
TietoEVRY Create	90.2	88.6	2
TietoEVRY Banking	39.8	38.1	5
TietoEVRY Care	72.2	68.3	6
TietoEVRY Industry	51.9	149.8	-65
TietoEVRY Transform	31.6	40.8	-23
TietoEVRY Connect	21.1	38.5	-45
Non-allocated costs	-40.2	-42.1	-5
Group total	266.5	382.0	-30

For more information, see notes 6 and 11.

Operating margin (EBIT) by segment

%	2022	2021	Change pp
TietoEVRY Create	10.6	11.7	-1
TietoEVRY Banking	7.6	8.0	0
TietoEVRY Care	31.2	30.8	0
TietoEVRY Industry	19.0	49.4	-30
TietoEVRY Transform	6.7	8.7	-2
TietoEVRY Connect	2.4	4.2	-2
Operating margin (EBIT)	9.1	13.5	-4

Customer revenue from fixed-price contracts by segment

EUR million	2022	2021
TietoEVRY Create	18.3	16.0
TietoEVRY Banking	21.8	25.2
TietoEVRY Care	3.5	1.0
TietoEVRY Industry	2.5	5.0
TietoEVRY Transform	13.8	7.1
TietoEVRY Connect	1.8	6.1
Group total	61.6	60.5

No single customer represents 10% or more of revenue.

Customer revenue by country

EUR million	2022	2021	Change %
Finland	640.2	639.2	0
Sweden	947.3	947.2	0
Norway	1 016.7	981.3	4
Other	323.9	255.7	27
Group total	2 928.1	2 823.4	4

The distribution of revenue by country is based on the invoicing country.

Non-current assets by country

EUR million	31 Dec 2022	31 Dec 2021	Change %
Finland	119.0	85.2	40
Sweden	120.1	117.6	2
Norway	368.4	433.5	-15
Other	28.3	31.3	-10
Group total	635.8	667.7	-5

Non-current assets include property, plant and equipment, right of use assets and intangible assets excluding goodwill.

Personnel by segment

	End of period		Average ¹⁾		
	2022	2021		Change %	Share %
TietoEVRY Create	8 989	8 653	4	37	8 871
TietoEVRY Banking	3 454	3 495	-1	14	3 500
TietoEVRY Care	1 480	1 346	10	6	1 425
TietoEVRY Industry	1 682	1 819	-8	7	1 703
TietoEVRY Transform	3 271	3 395	-4	13	3 381
TietoEVRY Connect	4 766	4 994	-5	20	4 832
Group functions	678	687	-1	3	689
Group total	24 320	24 389	0	100	24 401

¹⁾ 2021 comparative information for the average number of personnel by segment is not available due to the implementation of the group's new organization structure as of 1 January 2022.

Personnel by country

	End of period		Average		
	2022	2021		Change %	Share %
Sweden	4 029	4 286	-6	17	4 097
Norway	3 990	4 274	-7	16	4 102
Finland	3 134	3 130	0	13	3 151
India	4 499	4 592	-2	18	4 601
Czech Republic	2 694	2 505	8	11	2 631
Ukraine	2 037	2 123	-4	8	2 135
Latvia	1 072	999	7	4	1 041
China	1 066	842	27	4	978
Poland	776	710	9	3	720
Other	1 023	928	10	4	947
Group total	24 320	24 389	0	100	24 401
Onshore countries	11 687	12 192	-4	48	11 869
Offshore countries	12 633	12 197	4	52	12 533
Group total	24 320	24 389	0	100	24 401

Depreciation by segment

EUR million	2022	2021	Change %
TietoEVRY Create	6.7	8.0	-16
TietoEVRY Banking	4.8	4.1	15
TietoEVRY Care	0.9	0.7	31
TietoEVRY Industry	0.6	1.0	-40
TietoEVRY Transform	1.6	0.5	> 100
TietoEVRY Connect	40.9	43.4	-6
Group functions	48.4	53.5	-10
Group total	103.8	111.2	-7

Amortization on other intangible assets by segment

EUR million	2022	2021	Change %
TietoEVRY Create	0.1	0.3	-56
TietoEVRY Banking	2.8	3.3	-17
TietoEVRY Care	1.6	0.9	85
TietoEVRY Industry	0.3	1.1	-73
TietoEVRY Transform	0.2	0.1	70
TietoEVRY Connect	6.4	4.1	54
Group functions	0.4	1.8	-79
Group total	11.7	11.6	1

Amortization of acquisition-related intangible assets by segment

EUR million	2022	2021	Change %
TietoEVRY Create	10.1	10.5	-4
TietoEVRY Banking	21.6	21.7	-1
TietoEVRY Care	0.2	0.2	-4
TietoEVRY Industry	6.2	6.3	-1
TietoEVRY Transform	—	—	—
TietoEVRY Connect	8.7	8.7	0
Group functions	—	—	—
Group total	46.7	47.3	-1

Impairment losses

In 2022, TietoEVRY Banking reached a settlement with a customer following their decision to exit a Nordic market and therefore to terminate an implementation project. Capitalized development work specific for this customer was written-off resulting in an impairment loss of EUR 18.7 million. See also [note 6](#).

In addition, TietoEVRY Transform recognized an impairment loss of EUR 1.4 million for the joint venture Tietolmarinen, and bought the remaining 30% share of the company. As at 31 December, Tietolmarinen is consolidated as a 100% owned subsidiary. See also [note 28](#).

6. Revenue

The business models of the Group consist of continuous services, software solutions, projects and consulting. Revenue comprises the fair value for the sale of IT services and software licenses, net of discounts and exchange rate differences.

ACCOUNTING POLICIES

Revenue is measured based on the consideration to which the Group expects to be entitled in a contract with a customer and excludes consideration collected on behalf of third parties. The Group recognizes revenue when it transfers control of a good or service to a customer.

The Group typically provides customers with a variety of comprehensive services. The individual service delivery contracts are often structured under a common frame contract where general terms for the service delivery to the customer are defined. The content of the delivery, performance obligations and pricing, are defined in the service delivery contracts. Management judgement is used to determine the basis for the revenue recognition; either an individual service delivery contract or a group of combined contracts.

Revenue from service contracts is based on service volumes or time and materials and the performance obligations are recognized over the accounting period in which the services are rendered or project is delivered. The services are generally satisfied and the control transferred to the customer over time given that either the customer simultaneously receives and consumes the benefits provided by the Group, or the Group's performance does not create an asset with an alternative use for the Group, in which case there is an enforceable right to payment for work completed to date.

In the majority of the businesses providing continuous services, time and material projects and consulting, the performance obligations satisfied are invoiced on a monthly basis. At the time of invoicing, a receivable is recognized by the Group as this represents the point in time at which the right to consideration becomes unconditional, as only the passage of time is required before payment is due. The standard payment term is 30 days according to the Group's Credit Policy.

Goods, typically distinct licenses, that provide a right to use the software, are invoiced on delivery. The license revenue is recognized at a point in time when the license is delivered, the legal title has passed, the customer has accepted the license and has access to the licensed software. Distinct licenses, that provide a right to access the software, are recognized over the contract period. Contract assets or liabilities do not typically arise in the businesses described above.

For contracts comprising fixed-price projects, revenue is recognized based on the actual service provided by the reporting date as a proportion of the total services to be provided. This is determined based on the cost of actual labour hours spent relative to the total expected cost of labour hours, as it best reflects the transfer of control to the customer. Estimates of revenues, costs or progress towards completion are revised if circumstances change and any resulting increases or decreases in estimated revenues or costs are reflected in profit or loss in the period in which the circumstances that give rise to the revision become known by the management. Invoicing and customer payments in the fixed-price projects follow the payment schedule defined in the customer contract. If the services rendered by the Group exceed the payment, a contract asset is recognized, and if the payments exceed the services rendered, a contract liability is recognized.

The customer contracts of the Group typically comprise several of the business models described above. The most appropriate presentation on how the nature, amount, timing and uncertainty of revenue and cash flows are affected by economic factors is considered to be the disaggregation of revenue by segment, presented in the segment information [note 5](#). The disaggregation of customer sales from long-term fixed-price contracts by segment represents the revenue from contract for which the risks are different compared to other contracts with customers.

Some contracts include delivery of hardware together with a variety of services from the Group. Hardware is usually provided by another service provider. The installation of hardware is simple, does not include an integration service from the Group and could be performed by another party. It is, therefore, accounted for as a separate performance obligation. In these contracts, TietoEVRY acts as an agent, if the Group does not obtain control of the hardware provided by another party before it is transferred to the customer, or as a principal if the control is obtained.

Where the contracts include multiple performance obligations, the transaction price is allocated to each performance obligation based on the stand-alone selling prices, which are observable from the contracts and represent prices for services rendered in similar circumstances to similar customers. Revenue from contracts granting a discount retrospectively to the customer is recognized based on the price specified in the contract, net of the estimated discounts. Discounts are estimated based on management's experience of the earlier purchases of the customers under similar contracts. This estimation is regularly updated during the contract period. Revenue is only recognized to the extent that it is highly probable that a significant reversal in the amount of cumulative revenue recognized will not occur when the uncertainty associated with the variable consideration is subsequently resolved.

In settlement agreement cases, consideration paid to customers is reduced from revenue when a settlement agreement is signed with the customer. Consideration received from customers is recognized as revenue or other operating income depending on the facts and circumstances.

The Group grants assurance type of warranties which guarantee that the delivery complies with agreed specifications. These are accounted for in accordance with IAS 37 Provisions, Contingent Liabilities and Contingent Assets.

The Group does not have any contracts where the period between the transfer of the promised goods or services to the customer and payment by the customer exceeds one year. Consequently, the Group does not adjust any of the transaction prices for the time value of money.

The Group capitalizes material costs of set-up activities related to transition or implementation projects in the initial phase of continuous operating service contracts, when the criteria for capitalization according to IFRS 15 are met. Management judgement has been used when developing an internal guidance on what kind of tasks are defined as set-up activities in the Group. The set-up activities do not result in the transfer of a promised good or service and are not identified as a performance obligation to the customer. The capitalized costs of a contract are amortized during the period when the revenue for related continuous operating service contract is recognized.

Assets and liabilities related to contracts with customers

EUR million	Note	31 Dec 2022	31 Dec 2021	1 Jan 2021
Trade receivables	14	408.9	372.8	358.9
Contract assets	14	52.0	52.5	50.1
Contract liabilities, non-current ¹⁾	17	16.9	29.2	29.4
Contract liabilities, current ¹⁾	17	67.2	73.5	74.7

¹⁾Tietoevy has aligned its presentation of contract liabilities by including advance payments and certain accruals related to customer contracts. The comparative periods have been reclassified accordingly.

Decreases due to business disposals were EUR 1.7 (1.6) million in trade receivables, EUR 0.5 (6.1) million in contract assets and EUR 1.1 (5.8) million in contract liabilities.

Revenue recognised from the opening value of contract liabilities was EUR 62.7 (67.1) million. This includes the impact from the presentation alignment of contract liabilities as noted above.

In 2022, Tietoevy Banking reached a settlement with a customer following their decision to exit a Nordic market and therefore to terminate an implementation project. Tietoevy received compensation of EUR 29.4 million, of which EUR 13.5 million was realized against unbilled revenue within contract assets and EUR 15.9 million was recognized as Other operating income.

Order backlog

Transaction price allocated to all fully or partially unsatisfied performance obligations (order backlog) amounted to EUR 3 327 (3 513) million at the end of the year. Of the backlog, 54% is expected to be recognized as revenue during 2023. The order backlog includes all signed customer orders that have not been recognized as revenue, including estimates of the value of consumption-based contracts.

Assets recognized from costs to fulfil a contract

EUR million	2022	2021
Capitalized set-up costs on 31 Dec	11.8	21.2
Amortization of capitalized set-up costs	8.4	6.6

In the statement of financial position, capitalized set-up costs of EUR 6.8 (15.9) million are presented within other non-current receivables and the current portion of EUR 4.9 (5.3) million in trade and other receivables.

7. Other operating income and expenses

Other operating income includes income other than that associated with the principal activities of Tietoevry, such as capital gains and foreign exchange gains on derivatives. Other operating expenses mainly relates to information and communication technology and premises related costs as well as professional services such as consulting and marketing. Costs related to shared platforms in infrastructure services are recognized in other operating expenses when they are not directly linked to any specific customer.

ACCOUNTING POLICIES

Government grants

Government grants are recognized as other operating income on a systematic basis over the periods necessary to match them with the related costs that they are intended to compensate.

Research and development costs

Research costs are expensed when incurred. Development costs related to major new software products are capitalized as intangible assets when it is probable that the development will generate future economic benefits for the Group, and certain criteria related to commercial and technological feasibility are met. Development costs comprise service and solution development focusing on, for example, industry-specific software, customer experience management and security services, as well as cloud services. Additionally, the costs for related internal development, e.g. automation in infrastructure services, are included in development costs.

Other operating income

EUR million	2022	2021
Gain on sale of tangible assets, subsidiaries and business operations	1.4	104.1
Change in fair value of derivatives	9.2	7.4
Joint venture management fees	1.3	1.6
Other ¹⁾	38.3	11.9
Total	50.2	125.1

¹⁾ In 2022, Tietoevry Banking reached a settlement with a customer following their decision to exit a Nordic market and therefore to terminate an implementation project. Tietoevry received compensation of EUR 29.4 million, of which EUR 15.9 million was recognized as Other operating income. See note 6. In addition, Tietoevry Industry received insurance compensation of EUR 12.3 million related to the ending of Tietoevry's SmartUtilities platform in 2020.

Other operating expenses

EUR million	2022	2021
Information and communication technology ¹⁾	231.1	238.0
Premises related costs	51.3	44.4
Professional services and marketing	43.0	42.5
Other operating expenses	61.1	27.0
Total	386.7	352.0

¹⁾ Tietoevry has clarified its accounting policy for costs related to shared platforms in infrastructure services. These costs are recognized in other operating expenses when they are not directly linked to any specific customer. Due to the clarification, Tietoevry reclassified costs between Materials and Services and Other operating expenses in the comparative periods.

Development costs

Tietoevry's development costs amounted to approximately EUR 125 ('127) million, representing 4.3% (4.5) of the Group's revenue. Of these costs, EUR 37.2 (42.6) were capitalized. In 2022, the focus was on Industry Software, especially solutions for Financial Services and Health & Care.

Fees to auditors

EUR million	2022	2021
Audit fees	1.3	1.3
Audit related	0.1	0.2
Tax advisory	0.1	0.1
Other services	0.4	0.2
Total	1.9	1.8

8. Employee expenses

Employee expenses consist of wages and salaries and related social costs. TietoEVRY has also post-employment benefit plans as well as share-based incentive plans for key employees. Termination benefits refer to benefits arising from termination of employment, not performance of work.

ACCOUNTING POLICIES

Employee benefits are recognised in the period in which services are rendered by the employees. Termination benefits are recognised at the time an agreement between the Group and the employee is made and no future service is rendered by the employee in exchange for the benefits.

Share-based incentive plans

TietoEVRY has share-based incentive plans for its key employees which are accounted for as equity-settled. The plans are valued at fair value based on the market price of TietoEVRY shares at the grant date and recognized as an employee benefit expense during the vesting period with a corresponding entry in equity. At each reporting date, the number of shares that are expected to vest from the Group's share-based incentive plans is revised. As part of this evaluation, the changes in the forecasted performance of the Group, the expected turnover of the personnel participating in the plans and other information impacting the number of shares to vest, is taken into consideration. Any adjustments to the initial estimates is recognized in profit or loss and a corresponding adjustment is made to equity.

Employee expenses

EUR million	2022	2021 ²⁾
Wages and salaries ¹⁾	1 247.9	1 174.3
Post-employment benefits		
Defined contribution plans	100.1	104.5
Defined benefit plans	-2.1	1.5
Other benefits	23.8	20.2
Other pay-related statutory social costs	219.7	217.8
Share-based payments	6.9	8.7
Other personnel expenses	0.8	0.0
Total	1 597.2	1 527.0

¹⁾ Includes termination benefits

²⁾ Employee expenses have been reclassified between the above line items and comparative figures were updated accordingly.

Management remuneration

EUR thousand	2022		2021	
	President and CEO	Leadership team	President and CEO	Leadership team
Salaries and benefits	853.5	3 079.9	842.3	3 938.1
Bonuses ¹⁾	698.5	1 053.4	484.4	1 224.6
Share-based payments	514.4	906.2	922.2	1 808.4
Statutory pensions	136.5	356.6	250.3	483.4
Supplementary pensions	205.1	286.3	205.1	354.1
Total	2 408.0	5 682.4	2 704.3	7 808.6

¹⁾ 2022 based on estimated amount. Comparative figure updated with the actual amount paid.

The President and CEO, Kimmo Alkio is entitled to a bonus corresponding to a maximum of 150% of the annual base salary based on the Group's external revenue, profit, cash-flow and achievement of strategic goals when achievements exceed the targets set. The annual contribution for the President and CEO's supplementary pension arrangement is 23% of the annual base salary. The President and CEO's retirement age is 63. In case his assignment is terminated, the period of notice is 12 months and the severance payment is equivalent to the base salary and the short-term target incentive for six months, in addition to the salary for the notice period. The President and CEO participates in the Long-term incentive programmes according to respective terms and conditions decided by the Board of Directors. In 2022, after deductions for applicable taxes, a total of 15 472 (9 729) shares were delivered to the President and CEO.

The other Leadership team members are entitled to a bonus corresponding to a maximum of 100% of the annual base salary based on their individual goals when achievements exceed the targets set. The annual contribution for the Leadership team members' supplementary pension arrangement is 15% of the annual base salary. The retirement age of the Leadership team members is according to national legislation. The termination terms vary and the amounts correspond to the periods of notice. The Leadership team members participate in the Long-term incentive programmes according to respective terms and conditions decided by the Board of Directors. In 2022, after deductions for applicable taxes, a total of 22 201 (20 797) shares were delivered to the Leadership team members.

Remuneration for the Board of Directors

EUR thousand	2022	2021
Board members at 31 Dec 2022		
Tomas Franzén, Chairperson Board and RC	169.3	168.2
Timo Ahoelto, Deputy Chairperson	99.6	98.4
Liselotte Hägertz Engstam	79.7	85.4
Harri-Pekka Kaukonen, Chairperson ARC	102.9	109.4
Angela Mazza Teufer	64.1	61.8
Katharina Moshelm	78.9	70.6
Niko Pakalén	86.1	82.2
Endre Rangnes	78.1	79.8
Leif Teksum ¹⁾	2.4	78.2
Rohan Haldea ²⁾	—	60.2
Salim Nathoo ³⁾	—	70.2
Tommy Sander Aldrin, personnel rep. ¹⁾	—	15.0
Ola Hugo Jordhøy, personnel rep. ¹⁾	—	15.0
Anders Palkint, personnel rep. ¹⁾	—	15.0
Robert Spinelli, personnel rep. ⁴⁾	15.0	—
Iipo Wajlus, personnel rep.	15.0	15.0
Total	791.1	1 024.4

¹⁾ Until 24 March 2022

²⁾ Until 8 September 2021

³⁾ Until 20 July 2021

⁴⁾ As of 24 March 2022

Each member of the Board of Directors receives a fixed annual remuneration and additional meeting based remuneration. According to the decision by the Annual General Meeting, the yearly remuneration is as follows: Chairperson EUR 128 500, Deputy Chairperson EUR 72 000, and ordinary member EUR 54 500. In addition to these fees, the Chairperson of a permanent Board Committee receives an annual fee of EUR 20 000 and a member of a permanent Board Committee receives an annual fee of EUR 10 000. In addition, remuneration of EUR 800 is paid to the Board members elected by the Annual General Meeting for each Board of Director's meeting, permanent committee or temporary subgroup meeting. Further, remuneration for employee representatives elected as ordinary members of the Board of Directors is an annual fee of EUR 15 000, which is paid in cash only.

The Annual General Meeting also approved that part of the fixed annual remuneration may be paid in the company's shares purchased from the market. An elected member of the Board of Directors may, at his/her discretion, choose to receive the fee from the following five alternatives:

1. No cash, 100% in shares
2. 25% in cash, 75% in shares
3. 50% in cash, 50% in shares
4. 75% in cash, 25% in shares, or
5. 100% in cash, no shares.

The shares will be purchased in accordance with an acquisition programme prepared by the company. If the remuneration cannot be paid in shares due to insider regulation, termination of the Board member's term of office or other reason relating to the member of the Board, the remuneration shall be paid fully in cash. In addition to the share remuneration, the Board members do not belong to or are not compensated with other share-based arrangements, nor do the members have any pension plans at TietoEVRY except the employee representatives.

The Shareholders' Nomination Board based on shareholdings as at 31 August 2022 consisted of the following representatives announced by TietoEVRY's shareholders:

- Petter Söderström, Investment Director, Solidium Oy
- Gustav Moss, Vice President, Cevian Capital AB
- Alexander Kopp, Investment Manager, Incentive AS
- Mikko Mursula, Deputy CEO, Ilmarinen Mutual Pension Insurance Company
- Tomas Franzén, Chairperson of the Board of Directors, TietoEVRY Corporation.

Share-based incentive plans

The aim of Tietoevry's share-based incentive plans is to align the objectives of shareholders and key employees in order to increase the value of the company in the long term. At the end of 2022, Tietoevry's share-based incentive plans included Performance Share Plans 2020–2022, 2021–2023 and 2022–2024 as well as Restricted Share Plans 2020–2022, 2021–2023 and 2022–2024. The rewards from the plans will be paid partly in the company's shares and partly in cash. The cash proportion is intended to cover taxes and tax-related costs arising from the reward.

As a rule, no reward will be paid, if a participant's employment or service ends before the reward payment. The Board of Directors anticipates that share rewards to be delivered to the participants under the plans will consist of shares to be acquired from the market. Thus, no new shares will be issued in connection with the plans.

The Performance Share Plan 2019–2021 and the Restricted Share Plan 2019–2021 ended in 2022. Based on the achievements of the targets, a total of 211 277 gross shares were earned and of these 113 677 net shares were delivered to the participants. Tietoevry used its treasury shares for the reward payments.

Future cash payment to be made to the tax authorities from share-based payments is estimated at the end of the period at EUR 18.5 million.

Main terms and conditions of the share-based incentive plans

	Performance Share Plan		2022–2024	
	2020–2022	2021–2023	2022–2024	
Plan launched	18 December 2019	16 February 2021	16 February 2022	
Performance period	2020–2022	2021–2023	2022–2024	
Vesting conditions	Total Shareholder Return of Tietoevry share (TSR) and Tietoevry's Earnings per Share (EPS). Valid employment or director agreement of a key employee upon the reward payment.	Total Shareholder Return of Tietoevry share (TSR), strategic target related to Tietoevry's growth and Tietoevry's Earnings per Share (EPS). Valid employment or director agreement of a key employee upon the reward payment.	Relative and absolute Total Shareholder Return of Tietoevry share (TSR), Revenue growth and ESG target. Valid employment or director agreement of a key employee upon the reward payment.	
Exercised	In shares and cash in 2023	In shares and cash in 2024	In shares and cash in 2025	
Number of participants on 31 Dec 2022	156	99	523	
Other	On 31 Dec 2022, rewards to be paid correspond to the value of approximate number of 521 292 Tietoevry gross shares.	On 31 Dec 2022, rewards to be paid correspond to the value of approximate number of 464 180 Tietoevry gross shares.	On 31 Dec 2022, rewards to be paid correspond to the value of approximate number of 980 904 Tietoevry gross shares.	

Restricted Share Plan

	2020–2022		2021–2023		2022–2024	
	2020–2022	2021–2023	2021–2023	2022–2024	2022–2024	
Plan launched	18 December 2019	16 February 2021	16 February 2021	16 February 2022	16 February 2022	
Vesting period	2020–2022	2020–2022	2021–2023	2021–2023	2022–2024	
Vesting conditions	Valid employment or director agreement of a key employee upon the reward payment.	Valid employment or director agreement of a key employee upon the reward payment.	Valid employment or director agreement of a key employee upon the reward payment.	Valid employment or director agreement of a key employee upon the reward payment.	Valid employment or director agreement of a key employee upon the reward payment.	
Exercised	In shares and cash in 2023	In shares and cash in 2024	In shares and cash in 2024	In shares and cash in 2024	In shares and cash in 2025	
Number of participants on 31 Dec 2022	371	421	421	157	157	
Other	On 31 Dec 2022, rewards to be paid correspond to the value of approximate number of 221 352 Tietoevry gross shares.	On 31 Dec 2022, rewards to be paid correspond to the value of approximate number of 216 680 Tietoevry gross shares.	On 31 Dec 2022, rewards to be paid correspond to the value of approximate number of 216 680 Tietoevry gross shares.	On 31 Dec 2022, rewards to be paid correspond to the value of approximate number of 61 800 Tietoevry gross shares.	On 31 Dec 2022, rewards to be paid correspond to the value of approximate number of 61 800 Tietoevry gross shares.	

Assumptions made in determining the fair value of Tietoevry's Share-based incentive plans

For Performance Share Plans and Restricted Share Plans, the fair value has been determined at grant using the fair value of the company share as of the grant date and expected dividends, market-based performance metric outcome probability is estimated using Monte-Carlo simulation.

The fair value of social costs settled in cash are remeasured at each reporting date until settlement.

For share plan grants made in 2022, the fair value of the part recognised into equity has been determined at grant date using the following assumptions. The part recognised into liability is based on the share price at the end of the reporting period:

- Share price at grant: EUR 24.86
- Expected dividends: EUR 4.32
- Risk-free interest rate: 0.52%
- Expected volatility (historical daily observations over corresponding maturity): 26.0%
- Contractual life: 2.7 years
- Fair value at grant: EUR 13.97
- Share price at year-end: EUR 26.52

Share option programme transferred from EVRY

As part of the Merger plan, it was agreed that EVRY's incentive plans will continue and will be transformed in a value neutral way into restricted stock units or performance shares in the combined company, with equivalency on all material respects with regards to economic value, vesting conditions and other terms and conditions, taking into account the strike price of the options and by applying an option conversion ratio of 1:0.7423. Any existing right for EVRY to settle options and/or restricted stock units under the plans in cash, will continue as a right for the combined company.

The final reward instalment from Long-Term Incentive Plan 2018 was paid in 2022. Based on the achievements of the targets, a total of 54 061 gross shares were earned and of these, 26 442 net shares were delivered to the participants. Tietoevry used its treasury shares for the reward payments.

Share-based payments included in employee benefit expenses

EUR million	2022	2021
Equity-settled share-based incentive plans	6.9	8.7
Social costs settled in cash ¹⁾	1.3	1.4
Total	8.2	10.1

¹⁾Tietoevry's share-based incentive plans are accounted for as equity-settled. Social costs from the plans are reported as cash-settled.

9. Income taxes

Income tax expenses comprise current and deferred tax. Deferred tax assets and liabilities charged by the same tax authority are netted and, therefore, shown net on the statement of financial position.

ACCOUNTING POLICIES

Tax expense for the period includes current taxes of the Group companies based on taxable profit for the year, together with tax adjustments for previous years and changes in deferred taxes. Tax is recognized in the income statement, except to the extent that it relates to items recognized in other comprehensive income or directly in equity, in which case the related income tax is also recognized in other comprehensive income or directly in equity, respectively. The share of results in joint ventures is reported in the income statement based on the net result and thus, including the income tax effect.

Deferred income tax is recognized, using the liability method, on temporary differences between the tax bases of assets and liabilities and their carrying amounts in the consolidated financial statements as well as on tax loss carry forwards. Deferred income tax is determined using the tax rates and laws which have been enacted or substantively enacted at the reporting date and are expected to apply when the related deferred income tax asset is realized or the deferred income tax liability is settled. Deferred taxes are not recognized on temporary differences related to investments in subsidiaries to the extent that they will probably not be reversed in the foreseeable future.

A deferred tax asset is recognized only to the extent that it is probable that future taxable profits will be available against which the asset can be utilized. The deferred tax assets and liabilities arising from consolidation are recognized in the consolidated statement of financial position if it is probable that the related tax effects will occur.

ACCOUNTING ESTIMATES AND JUDGEMENTS

At each reporting date, management estimates the amount of probable future taxable profits against which unused tax losses can be utilized. As the actual profits may differ from the forecasts, the change will affect the taxes in future periods.

The group operates globally and is, therefore subject to changing tax laws in multiple jurisdictions. The interpretation of tax legislation requires management judgement, and the applied interpretations may include uncertainties.

Income tax expense in income statement

EUR million	2022	2021
Current taxes	43.7	48.9
Change of deferred taxes	5.8	7.3
Taxes for prior years	4.7	6.0
Total	54.2	62.2
Reconciliation of income tax expense		
Profit before taxes	242.8	353.8
Tax calculated at the domestic corporation tax rate of 20%	48.6	70.8
Effect of different tax rates in foreign subsidiaries	2.4	3.8
Taxes for prior years	4.7	6.0
Deferred taxes from previous year	-4.9	-4.2
Tax effect of non-deductible expenses and tax exempt income	2.3	-16.3
Tax on foreign dividend distribution	2.9	4.1
Other items	-1.8	-2.0
Total	54.2	62.2
Effective tax rate, %	22.3	17.6

Deferred tax assets and deferred tax liabilities

EUR million	31 Dec 2022	31 Dec 2021
Deferred tax assets	14.6	19.1
Deferred tax liabilities	10.7	9.1
Net deferred tax asset	3.9	10.0

The majority of the deferred tax assets and liabilities is expected to be recovered after more than 12 months.

Movements in deferred tax assets and liabilities during the year

EUR million	1 Jan 2022	Charged to income statement	Charged to other comprehensive income	Other changes	31 Dec 2022
Deferred tax asset					
Provisions	3.6	-0.4	—	-0.2	3.0
Employee benefits	11.8	-0.7	-0.4	-0.5	10.2
Depreciation difference	7.7	3.2	—	-0.1	10.8
Other temporary difference	9.8	-1.6	—	-0.1	8.1
Revenue recognition	9.5	-2.8	—	-0.4	6.3
Tax losses carried forward	49.6	-9.8	—	-0.8	39.0
Total gross	92.0	-12.1	-0.4	-2.1	77.4
Offset against deferred tax liabilities	-72.9				-62.8
Total net	19.1				14.6
Deferred tax liability					
Intangible assets	64.1	-14.4	—	-1.3	48.4
Untaxed reserves	9.5	2.0	—	-0.8	10.7
Other temporary difference	8.4	6.1	—	-0.1	14.4
Total gross	82.0	-6.3	—	-2.2	73.5
Offset against deferred tax assets	-72.9				-62.8
Total net	9.1				10.7
Net deferred tax asset	10.0	-5.8	-0.4	0.1	3.9

On 31 December 2022, the Group's unused tax loss carry forwards amounted to EUR 177.4 (239.3) million pertaining to deferred tax assets of EUR 39.0 (49.6) million. These losses relate mainly to Norway and Sweden and have no expiry date. Based on profit forecasts, it is probable that there will be sufficient future taxable profits available against which these tax losses can be utilized.

On 31 December 2022, the Group had tax loss carry forwards amounting to EUR 0.7 (0.8) million pertaining to deferred tax assets of EUR 0.1 (0.2) million, which were not recognized due to uncertainty of utilization.

The Group does not have any material uncertain tax positions in accordance with IFRIC 23 Uncertainty over Income Tax Treatments.

EUR million	1 Jan 2021	Charged to income statement	Charged to other comprehensive income	Acquisitions and disposals	Other changes	31 Dec 2021
Deferred tax asset						
Provisions	4.8	-0.9	—	-0.6	0.3	3.6
Employee benefits	12.1	-1.6	0.4	—	0.9	11.8
Depreciation difference	11.4	-3.8	—	—	0.1	7.7
Other temporary difference	8.4	1.2	—	—	0.2	9.8
Revenue recognition	9.5	-0.4	—	—	0.4	9.5
Tax losses carried forward	57.4	-9.7	—	—	1.9	49.6
Total gross	103.6	-15.2	0.4	-0.6	3.8	92.0
Offset against deferred tax liabilities	-68.0					-72.9
Total net	35.6					19.1
Deferred tax liability						
Intangible assets	72.1	-10.8	—	—	2.8	64.1
Untaxed reserves	13.0	3.4	—	—	-6.9	9.5
Other temporary difference	2.7	-0.5	—	-1.0	7.2	8.4
Total gross	87.8	-7.9	—	-1.0	3.1	82.0
Offset against deferred tax assets	-68.0					-72.9
Total net	19.8					9.1
Net deferred tax asset	15.8	-7.3	0.4	0.4	0.7	10.0

Årsregnskap regnskapsåret 2022 for 933012867

10. Earnings per share

The total number of Tietoevry's shares on 31 December 2022 amounted to 118,425,771. At the end of the reporting period, the number of own shares totalled 12,468, representing 0.01% of the total number of shares and voting rights.

ACCOUNTING POLICIES

Basic Earnings per share (EPS) is calculated by dividing the net profit attributable to the shareholders of the Parent company by the weighted average number of shares in issue during the year, excluding shares purchased by Tietoevry and held as own shares.

Diluted earnings per share is calculated by adjusting the weighted average number of shares outstanding during the year with the shares estimated to be delivered based on the share-based incentive plans.

	2022	2021
Net profit for the financial year attributable to owners of the Parent company (EUR million)	188.6	291.6
Earnings per share (EUR)		
Basic	1.59	2.46
Diluted	1.59	2.46
Weighted average number of shares during the year		
Basic	118 405 657	118 408 223
Effect of dilutive share-based incentive plans	203 952	276 585
Diluted	118 609 609	118 684 808

INVESTED CAPITAL AND WORKING CAPITAL ITEMS

This section includes disclosures describing the assets that form the basis for the activities of TietoEVRY and the related liabilities.

11. Intangible assets and impairment testing of goodwill

TietoEVRY's intangible assets comprise mainly of goodwill, internally developed software (capitalized development costs), and intangible assets acquired in business combinations, such as technology, trademarks and customer relationships. Intangible assets also include software licenses. TietoEVRY does not have any intangible assets with indefinite useful lives other than goodwill.

ACCOUNTING POLICIES

Intangible assets other than goodwill are recognized initially at cost. An intangible asset is recognized only if it is probable that the future economic benefits attributable to the asset will flow to the Group and the cost of the asset can be measured reliably. All other costs are expensed as incurred.

After initial recognition, intangible assets are measured at cost less amortizations and accumulated impairment losses. Intangible assets are amortized over their useful lives with the straight-line method. Assets that are subject to amortization are tested for impairment whenever events or changes in circumstances indicate that the carrying amount may not be recoverable. If the carrying amount of the intangible asset exceeds its recoverable amount, an impairment loss equal to the difference is recognized in profit or loss.

Internally developed software

Development costs related to major new software products are capitalized as intangible assets when it is probable that the development will generate future economic benefits for the Group, and certain criteria related to commercial and technological feasibility are met. Development projects are analysed individually to determine the moment when the project has reached a milestone after which capitalization of development costs can start. Capitalization is subject to CFO's approval. Only costs which are directly attributable to the development are capitalised.

Subsequent to initial recognition, these costs are measured at cost less accumulated amortization and impairment losses. The amortization period for internally developed software depends on the technology renewal cycle and contract duration. Internally developed software for which amortization has not yet started are tested for impairment on an annual basis by comparing the asset's carrying amount with its recoverable amount. If the carrying amount exceeds the recoverable amount, an impairment loss equal to the difference is recognized in profit or loss.

Intangible assets recognised from acquisitions

Intangible assets acquired in business combinations are measured at fair value at the acquisition date. These are usually customer or technology related and have finite useful lives.

Gains and losses on disposal of intangible assets are included in other operating income and expenses.

The Group applies the following useful lives:

Års	Years
Software acquired separately	3
Other intangible assets	3-10
Technology related intangible assets recognized at fair value from acquisitions	3-15
Customer related intangible assets recognized at fair value from acquisitions	2-10
Trademark recognized at fair value from acquisitions	6
Internally developed software (capitalized development costs)	5-15

Goodwill

Goodwill arising on a business combination represents the excess of the aggregate of the consideration transferred, the amount of non-controlling interests in the acquiree and previously held equity interest in the acquiree over the fair value of the Group's share of the identifiable net assets acquired. Goodwill is measured at cost less accumulated impairment losses. It is not amortized, but tested for impairment at least annually or whenever events or changes in circumstances indicate that the carrying amount may not be recoverable. For the purpose of impairment testing, goodwill is allocated to the operating segments of the Group, which are the cash generating units (CGU) expected to benefit from the synergies of the business combination. If the carrying amount of goodwill allocated to the operating segments exceeds its recoverable amount, an impairment loss equal to the difference is recognized in profit or loss. The recoverable amount is the higher of the value in use represented by the net present value of future cash flows and the fair value less costs to sell. Impairment losses on goodwill are not reversed.

In respect of joint ventures, goodwill is included in the carrying amount of the investment.

ACCOUNTING ESTIMATES AND JUDGEMENTS

Estimates are made when determining the fair values of assets acquired in a business combination. The valuation requires management to determine the appropriate valuation technique and inputs for fair value measurements, such as discount rate.

Determining whether goodwill is impaired requires an estimation of the value-in-use of the cash-generating units (CGU) to which goodwill has been allocated. The value-in-use calculation requires management to estimate the future cash flows expected to arise from the CGUs and an appropriate discount rate to calculate present value.

While management believes that the used estimates and assumptions are sufficiently reasonable, there are uncertainties which could materially affect the valuations.

Tietoevry has reorganized its reporting structure in 2022 and reallocated the goodwill to the new CGUs which are the operating segments of the Group. The reallocation of the goodwill has required management judgement.

Intangible assets

EUR million	Goodwill	Software acquired separately	Intangible assets recognized from acquisitions ¹⁾	Internally developed software ²⁾	Other	Advance payments	Total
Acquisition cost 1 Jan 2022	1 943.7	49.6	308.6	285.3	38.2	3.5	2 628.9
Additions	—	2.7	—	37.2	0.9	2.7	43.5
Disposals	—	-25.2	—	—	-9.7	-0.7	-35.7
Reclassifications	—	3.6	—	-1.9	0.1	-2.2	-0.5
Translation differences	-97.1	-1.1	-17.3	-12.2	-0.1	-0.0	-128.0
Acquisition cost 31 Dec 2022	1 846.5	29.5	291.3	308.3	29.3	3.3	2 508.2
Accumulated amortization and impairments 1 Jan 2022	—	-42.5	-115.4	-103.3	-35.3	-0.7	-297.3
Disposals	—	25.2	—	—	9.7	0.7	35.7
Amortization	—	-6.0	-46.7	-4.8	-0.9	—	-58.5
Impairments	—	—	—	-18.7	—	—	-18.7
Reclassifications	—	-0.4	—	—	0.3	—	0.0
Translation differences	—	1.0	8.5	4.3	0.1	—	13.9
Accumulated amortization and impairments 31 Dec 2022	—	-22.6	-153.6	-122.6	-26.1	0.0	-324.9
Carrying value 1 Jan 2022	1 943.7	7.1	193.2	182.0	2.8	2.8	2 331.6
Carrying value 31 Dec 2022	1 846.5	6.9	137.7	185.7	3.2	3.3	2 183.3

¹⁾ Includes technology and customer related intangible assets as well as trademark recognized at fair value from acquisitions.

²⁾ Comprises mainly the development of TietoEVRY's Lifecare and Core banking & Payment solutions. In 2022, TietoEVRY Banking reached a settlement with a customer following their decision to exit a Nordic market and therefore to terminate an implementation project. Capitalized development work specific for this customer was written-off resulting in an impairment loss of EUR 18.7 million. See also [note 5](#).

EUR million	Goodwill	Software acquired separately	Intangible assets recognized from acquisitions ¹⁾	Internally developed software ²⁾	Other	Advance payments	Total
Acquisition cost 1 Jan 2021	1 974.4	48.2	301.7	240.0	40.3	1.3	2 605.9
Additions	—	5.0	—	42.6	1.3	2.7	51.7
Disposals	-77.6	-5.0	-2.7	-6.0	-3.8	—	-95.1
Reclassifications	—	1.2	—	-0.9	0.0	-0.4	-0.1
Translation differences	46.9	0.2	9.6	9.6	0.3	-0.0	66.6
Acquisition cost 31 Dec 2021	1 943.7	49.6	308.6	285.3	38.2	3.5	2 628.9
Accumulated amortization and impairments 1 Jan 2021	—	-42.4	-67.8	-97.3	-38.3	-0.7	-246.6
Disposals	—	5.0	2.1	3.8	3.7	—	14.6
Amortization	—	-4.5	-47.3	-6.6	-0.4	—	-58.9
Reclassifications	—	-0.4	—	0.5	0.0	—	0.1
Translation differences	—	-0.2	-2.4	-3.7	-0.3	0.0	-6.5
Accumulated amortization and impairments 31 Dec 2021	—	-42.5	-115.4	-103.3	-35.3	-0.7	-297.3
Carrying value 1 Jan 2021	1 974.4	5.8	233.9	142.7	1.9	0.5	2 359.3
Carrying value 31 Dec 2021	1 943.7	7.1	193.2	182.0	2.8	2.8	2 331.6

¹⁾ Includes technology and customer related intangible assets as well as trademark recognized at fair value from acquisitions.

²⁾ Comprises mainly the development of TietoEvry's Lifecare and Core banking & Payment solutions.

Årsregnskap regnskapsåret 2022 for 933012867

Impairment testing of goodwill

The annual impairment testing was carried out in the fourth quarter of 2022 in line with Group accounting policy. The Group implemented a new reporting structure on 1 January 2022 and is now organized into six businesses which are Tietoevry Create, Tietoevry Banking, Tietoevry Care, Tietoevry Industry, Tietoevry Transform and Tietoevry Connect. These six businesses form the Group's operating segments, see note 5 for more information on the segments. The businesses form the cash-generating units (CGU) providing services to selected customers in their market segments, and represent the lowest level at which goodwill is monitored for internal management purposes.

Allocation of goodwill

The Group goodwill has been reallocated to the CGUs of the new reporting structure in 2022. The goodwill was reallocated proportionally based on the estimated fair value of each CGU, reflecting the business moves in the reorganization. The comparative information has been restated accordingly.

Carrying amount of goodwill by CGU

EUR million	31 Dec 2022	31 Dec 2021
Tietoevry Create	575.5	600.8
Tietoevry Banking	325.9	344.6
Tietoevry Care	273.5	289.1
Tietoevry Industry	197.5	208.8
Tietoevry Transform	171.1	180.5
Tietoevry Connect	303.0	319.9
Total	1 846.5	1 943.7

Compared to 31 December 2021, the goodwill decreased by EUR 97.1 million due to exchange rate fluctuations.

As a result of the impairment testing, no impairment was identified.

Recoverable amounts

The recoverable amounts of the CGUs of Tietoevry are determined based on value-in-use calculations which are prepared using discounted cash flow projections. Annually, management of the Group defines the long-term ambitions and strategic objectives for the next years taking into account for example industry growth forecasts obtained from external sources as well as salary increase assumptions. The strategic objectives serve as basis for the businesses' long-term plans which are reviewed and approved by the Group's top management.

The planning horizon covers a five-year period including key assumptions for sales growth rate, development of EBITDA, capital expenditure including investments for right-of-use assets, tax payments and changes in net working capital. Forecasted EBITDA margins are adjusted for expected efficiency

improvements. The key assumptions used are based on past experience and reflects management's expectations of future development of sales prices, business mix, costs, market shares and volumes. Subsequent to the five-year projection period, the growth rate used is 1%, which does not exceed the expectations of growth in real terms.

Discount rate

The discount rate applied to the cash flow projections is the weighted average pre-tax cost of capital (WACC). The components of the WACC rates are risk-free rate, market risk premium, country risk premium, industry specific beta, cost of debt and debt equity ratio. The risk-free rate is based on 30-year German government bond adjusted by the weighted average inflation differential between Germany and the countries where each CGU has operations. The discount rates are also adjusted for the additional business risk of the CGUs. The pre-tax discount rates for the CGUs vary between 8.7% and 11.8%.

Assumptions used in discounting the cash flow projections by the CGUs:

2022	Five-year period 2023–2027	
	Terminal growth rate %	Pre-tax WACC %
Tietoevry Create	1.0	11.8
Tietoevry Banking	1.0	9.0
Tietoevry Care	1.0	8.7
Tietoevry Industry	1.0	8.8
Tietoevry Transform	1.0	8.9
Tietoevry Connect	1.0	8.7

Sensitivity analysis

The value-in-use calculation for each CGU is most sensitive to changes in WACC and EBITDA margin assumptions. No reasonable change in key assumptions would result in recognition of an impairment loss in any of the CGUs. In Tietoevry Connect, a decrease of 3–4 percentage points in the long-term EBITDA margin would cause the recoverable amount of this CGU to equal the carrying amount.

12. Property, plant and equipment

TietoEVRY's property, plant and equipment comprise mainly information and communication technology (ICT) equipment.

ACCOUNTING POLICIES

Property, plant and equipment are measured at cost less accumulated depreciation and impairment losses.

Land is not depreciated. Property, plant and equipment acquired in business combinations are measured at fair value at the acquisition date. Depreciation is recognized according to plan based on the estimated economic lives of the individual assets and accounted for in accordance with the straight-line method. The assets' residual useful lives are reviewed, and adjusted if appropriate, at each reporting date.

Assets that are subject to depreciation are tested for impairment whenever events or changes in circumstances indicate that the carrying amount may not be recoverable. If the carrying amount of the asset exceeds its recoverable amount, an impairment loss equal to the difference is recognized in profit or loss.

The group applies the following useful lives:

	Years
Buildings and structures	25–40
Data processing equipment ¹⁾	1–5
Other machinery and equipment	5
Other tangible assets	5

¹⁾ Purchases of personal computers are expensed immediately.

Property, plant and equipment

EUR million	Land	Buildings and structures	Machinery and equipment	Other tangible assets	Advance payments and work in progress	Total
Acquisition cost 1 Jan 2022	1.2	3.8	408.3	61.5	12.7	487.5
Additions	—	—	29.4	4.5	16.2	50.0
Disposals	—	—	-50.3	-1.5	-1.1	-52.9
Reclassifications	—	—	10.6	1.9	-8.3	4.1
Translation differences	—	—	-12.3	-1.7	-0.3	-14.3
Acquisition cost 31 Dec 2022	1.2	3.8	385.6	64.7	19.1	474.4
Accumulated depreciation and impairments 1 Jan 2022	—	-2.0	-356.9	-40.3	-0.9	-400.1
Disposals	—	—	49.1	1.5	0.9	51.6
Depreciation	—	-0.1	-29.9	-7.4	—	-37.4
Impairments	—	—	—	—	—	—
Reclassifications	—	—	-3.5	-0.1	0.0	-3.6
Translation differences	—	—	10.9	1.4	—	12.3
Accumulated depreciation and impairments 31 Dec 2022	—	-2.1	-330.3	-44.9	0.0	-377.2
Carrying value 1 Jan 2022	1.2	1.8	51.4	21.2	11.8	87.4
Carrying value 31 Dec 2022	1.2	1.7	55.4	19.8	19.1	97.2

EUR million	Land	Buildings and structures	Machinery and equipment	Other tangible assets	Advance payments and work in progress	Total
Acquisition cost 1 Jan 2021	1.2	3.8	398.8	72.5	8.0	484.3
Additions	—	—	19.1	0.7	10.4	30.2
Disposals	—	—	-30.0	-1.4	-0.1	-31.5
Reclassifications	—	—	17.2	-10.7	-5.7	0.8
Translation differences	—	—	3.3	0.4	0.0	3.6
Acquisition cost 31 Dec 2021	1.2	3.8	408.3	61.5	12.7	487.5
Accumulated depreciation and impairments 1 Jan 2021	—	-1.9	-340.3	-44.3	-0.9	-387.4
Disposals	—	—	29.6	1.4	—	31.0
Depreciation	—	-0.1	-33.3	-6.7	—	-40.0
Impairments	—	—	0.0	—	—	0.0
Reclassifications	—	—	-10.3	9.5	0.0	-0.8
Translation differences	—	—	-2.6	-0.3	—	-2.8
Accumulated depreciation and impairments 31 Dec 2021	—	-2.0	-356.9	-40.3	-0.9	-400.1
Carrying value 1 Jan 2021	1.2	1.9	58.4	28.2	7.1	96.9
Carrying value 31 Dec 2021	1.2	1.8	51.4	21.2	11.8	87.4

Årsregnskap regnskapsåret 2022 for 933012867

13. Inventories

Inventories comprise mainly cards and chips for sale to customers.

ACCOUNTING POLICIES

Inventories are measured at the lower of cost and net realisable value. Cost is determined based on average cost and net realisable value represents the estimated selling price under normal commercial conditions less estimated costs of sale.

No impairments have been booked on the inventories in 2022 or in 2021.

14. Trade and other receivables

Trade receivables represent amounts that Tietoevry expects to collect from other parties in the ordinary course of business. Trade receivables are non-interest bearing and the standard payment term is 30 days, according to the Group's Credit Policy. Contract assets relate to fixed-price projects where the customer invoicing is based on agreed milestones and the services rendered by the reporting date exceeds the payment received. Licence fees relate to prepaid licence costs that will be realized on an accrual basis in the future periods. Other interest-bearing receivables relate to assets that are financed as part of customer deliveries and where the contracts are treated as service contracts.

Trade receivables to be sold via non-recourse factoring arrangements, but not yet derecognized as of the reporting date, are classified as Financial assets at fair value. More information in [note 22](#).

ACCOUNTING POLICIES

Trade receivables are initially recognised at fair value and subsequently at amortized cost less expected credit loss allowance (ECL). Tietoevry has elected to use the practical expedient and calculate lifetime ECL based on a pre-defined allowance matrix with customer segment specific credit characteristics, based on the following criteria:

- Country Group (Finland, Sweden, Norway, Other European Union countries, Other countries)
- Customer Industry Group (Financial Services, Public Healthcare & Welfare, Industrial customer Services)
- Balance due status (Not yet due, overdue 1–7 days, 8–30 days, 31–60 days, 61–90 days, over 90 days)

Lifetime ECL represents the expected credit losses that will result from all possible default events over the expected life of a financial instrument. Default is defined as 90 days past due or a write off event, due to inability to collect debt.

For each segment, the ECL rate (expressed as a percentage) indicates the historical average defaults identified during the past three years and also the Group's assessment of the possible impact from changes in the overall economic environment in which its customers operate. These collective allowances can be increased if the customer has filed for bankruptcy but has not yet registered the fact or if there are any facts or circumstances indicating that the customer's credit risk is above industry/country average.

No ECL is calculated for the portion of trade receivables, where the credit risk is covered by collateral, such as credit insurance. When calculating ECL for contract assets, Tietoevry uses the ECL rate set for "not yet due" invoices in the allowance matrix. Trade receivables under business model sell are accounted at fair value through profit or loss (FVTPL) and, therefore, those are not subject to ECL provisions.

Trade receivables are permanently written off when there is no reasonable expectation to recovery. Subsequent recoveries of amounts previously written off are credited to income statement. Other interest-bearing receivables are initially recognized at fair value and subsequently at amortized cost during the contract period. The carrying amount of the trade and other receivables approximate to their fair values due to their short-term nature.

Trade and other receivables

EUR million	31 Dec 2022	31 Dec 2021
Non-current		
Prepaid expenses and accrued income	9.0	12.7
Other	11.4	22.6
Total	20.4	35.4
Current		
Trade receivables at amortized cost	408.9	372.8
Prepaid expenses and accrued income	52.0	52.5
Contract assets	30.6	30.6
Licence fees	28.2	34.2
Other prepaid expenses	13.6	13.8
Other interest-bearing receivables	14.4	13.0
Other	547.8	517.0
Total		

Arsregnskap regnskapsåret 2022 for 933012867

Group trade receivables maturity and expected credit losses

31 Dec 2022	Not yet due	Overdue 1-7 days	Overdue 8-30 days	Overdue 31-60 days	Overdue 61-90 days	Overdue over 90 days	Grand Total
EUR million							
Gross trade receivables subject to impairment	227.9	16.4	1.4	3.2	0.5	2.3	251.7
Average expected credit loss rate applied	-0.12 %	-0.62 %	-1.49 %	-1.82 %	-3.71 %	-51.61 %	-0.66 %
Collective loss allowance	-0.3	-0.1	-0.0	-0.1	-0.0	-1.2	-1.7
Individual loss allowance	-0.4	-0.0	—	-0.4	-0.1	-0.2	-1.1
Total loss allowance	-0.6	-0.1	-0.0	-0.4	-0.1	-1.4	-2.7
Trade receivables net of ECL	227.3	16.2	1.4	2.7	0.4	1.0	248.9
Trade receivables covered by collateral	142.2	15.0	0.6	1.3	0.5	0.4	160.0
Total trade receivables at amortized cost	369.5	31.2	2.0	4.0	0.9	1.4	408.9

There are no major concentrations of credit risk in the Group, whether through exposure to individual customers, specific industry sectors and/or regions. The maximum exposure to customer related credit risk at the reporting date is the carrying value of trade receivables.

31 Dec 2021	Not yet due	Overdue 1-7 days	Overdue 8-30 days	Overdue 31-60 days	Overdue 61-90 days	Overdue over 90 days	Grand Total
EUR million							
Gross trade receivables subject to impairment	195.8	12.8	3.8	3.4	1.4	3.7	220.9
Average expected credit loss rate applied	-0.18 %	-0.27 %	-1.40 %	-6.11 %	-7.64 %	-63.29 %	-1.40 %
Collective loss allowance	-0.3	—	-0.1	-0.2	-0.1	-2.3	-3.1
Individual loss allowance	—	—	0.0	0.0	0.0	0.3	0.2
Total loss allowance	-0.4	-0.1	-0.1	-0.2	-0.1	-2.1	-2.9
Trade receivables net of ECL	195.4	12.7	3.8	3.2	1.3	1.6	198.0
Trade receivables covered by collateral	131.8	17.0	0.2	0.8	0.6	4.3	154.7
Total trade receivables at amortized cost	327.3	29.8	4.0	4.0	1.8	5.9	372.8

Net contract assets

EUR million	Not yet due 2022	Not yet due 2021	Trade receivables 2022	Trade receivables 2021	Contract assets 2022	Contract assets 2021
Contract assets	52.1	52.6	2.9	4.2	0.0	0.0
Average ECL applied	-0.25 %	-0.06 %	-0.1	0.1	—	—
Collective loss allowance	-0.1	—	3.7	3.2	0.1	—
Net contract assets	52.0	52.5	—	-0.2	—	—
			-3.7	-4.3	—	—
			-0.1	-0.1	—	—
			2.7	2.9	0.1	0.0

Impairment losses recognized on trade receivables and contract assets are included in other operating expenses in the income statement.

15. Defined benefit plans

Group companies in different countries have a number of different post-employment benefit plans in accordance with local requirements and practices. The majority of the plans are classified as defined contribution plans. Post-employment benefit plans other than defined contribution plans are classified as defined benefit plans.

ACCOUNTING POLICIES

The fixed contributions to defined contribution plans are recognized as employee benefit expenses in the period to which they relate. The Group has no further legal or constructive payment obligations once the contributions have been paid.

Defined benefit plans typically define an amount of post-employment benefit that an employee will receive on retirement, usually dependent on one or more factors such as age, years of service and compensation. Defined benefit plans are funded with payments to insurance companies.

For defined benefit plans, the net liability recognized in the statement of financial position equals the present value of the defined benefit obligation at the closing date less the fair value of the plan assets. The present value of the defined benefit obligation is determined separately for each plan by independent actuaries using the projected unit credit method. The actuarial calculations include several financial and demographic assumptions and any change in these will impact the carrying amount and future expense of the defined benefit obligation.

Current service costs, past service costs and gains or losses on settlements are recognized in employee benefit expenses. Net interest expense or income is recognized in financial items under interest expense or interest income. All remeasurements of the defined benefit liability or asset arising from experience adjustments and changes in actuarial assumptions are recognized directly in other comprehensive income.

The Group manages defined benefit plans through insurance companies. The employer has guaranteed to the members of the plans a certain level of benefit after their retirement, which depends on the length of service and salary base. The salary base is an average of last years' salaries indexed with common salary index. After the retirement, the benefit payable is indexed yearly.

In Sweden, the Group's risk is only on active employees, but in Finland the Group's risk covers also approximately 170 non-active employees. When the pensioner who has a vested pension retires, the final amount of the pension is revised in the Finnish pension plan and as a result, the employer may incur additional costs. In addition, in the Finnish pension plan, the index increases that are borne by the employer during the period between the grant date of the vested pension and the beginning of the pension are charged only in the year when the pension is granted. In some insurance contracts, under certain conditions, the insured person has the right to retire earlier than at the normal retirement age. These additional expenses are charged at the beginning of the retirement.

In 2022, the majority of the defined benefit plans in Finland have been converted to defined contribution plans, resulting in costs of EUR 2.1 million and a settlement gain of EUR 7.5 million as well as a reduction of defined benefit obligations of EUR 8.4 million.

In Sweden, the plan covers 63 active employees. As the Group does not have actuarial or investment risk for those plan members whose employment has ceased, the plan members are removed from the pension plan and a settlement is recognized annually. In 2022, a settlement loss of EUR 0.6 million was recognized in personnel expenses and the net defined benefit liability increased by the corresponding amount.

In Norway, the collective defined benefit pension scheme is closed and the Group has instead established an unfunded compensation scheme for the employees. The size of the compensation and the profile for its accrual are calculated based on parameters at the time of the change and are accounted for as a defined benefit pension scheme in the financial statements. The accrual formula and profile of the compensation scheme are used as the basis to make provisions in the accounts so that the total compensation earned to date by employees at any time is provided for as a liability in the consolidated statement of financial position. The plan covers 785 employees and pensioners. In addition, there are various other closed and unfunded pension plans in Norway covering 334 employees and pensioners.

Defined benefit cost recognized in income statement and in other comprehensive income

EUR million	2022	2021
Service cost		
Current service cost	2.7	3.4
Settlement gains	-6.9	-1.9
Conversion costs	2.1	—
Net interest	-0.2	-0.3
Total	-2.3	1.1
Amounts recognized in other comprehensive income		
Remeasurement		
Gains (-)/losses (+) from change in demographic assumptions	0.0	0.1
Gains (-)/losses (+) from change in financial assumptions	-4.5	-1.4
Gains (-)/losses (+) from experience adjustments	-0.5	0.5
Gains (-)/losses (+) on plan assets	3.0	2.7
Total	-2.0	1.9

Amounts recognized in the statement of financial position

EUR million	Present value of defined benefit obligation ¹⁾		Fair value of plan assets ²⁾		Net liability	
	2022	2021	2022	2021	2022	2021
1 Jan	74.2	103.7	-36.4	-65.5	38.0	38.2
Current service cost	2.7	3.3	—	—	2.7	3.3
Interest expense/income	0.5	0.8	-0.2	-0.5	0.2	0.3
Employer contribution	—	—	-2.9	-5.2	-2.9	-5.2
Benefits paid	-2.4	-4.5	2.4	4.5	—	—
Curtailment and settlement	-35.2	-28.9	28.4	27.0	-6.9	-1.9
Actuarial gains/losses	-5.1	-0.7	3.1	2.7	-2.0	2.0
Businesses acquired/divested	0.2	—	-0.1	—	0.1	—
Exchange rate differences	-1.9	0.6	0.6	0.7	-1.4	1.3
31 Dec	33.0	74.2	-5.2	-36.4	27.8	38.0

¹⁾ Of which EUR 6.1 (39.0) million in Finland, EUR 0.7 (7.2) million in Sweden and EUR 26.2 (28.1) million in Norway.

²⁾ Of which EUR 3.9 (28.5) million in Finland and EUR 1.2 (7.9) million in Sweden.

EUR million	2022	2021
Defined benefit obligations	28.4	38.7
Defined benefit plan assets	-0.6	-0.7
Net liability	27.8	38.0

Allocation of plan assets

In Sweden, plan assets are comprised as follows	2022		2021	
	EUR million	%	EUR million	%
Equity instruments	0.2	19.8	2.1	26.6
Debt instruments	0.5	41.8	3.2	40.8
Property	0.1	9.8	0.7	8.9
Other	0.4	28.6	1.9	23.7
Total	1.2	100.0	7.9	100.0

In Finland, the plan assets are accrued from the insurance premiums paid to the insurance company and accumulated up to the reporting date. The assets are part of the insurance company's investment assets and they are responsible for reporting the assets. A specification of the plan assets is not available.

Actuarial assumptions

%	2022	2021
Finland		
Discount rate	3.1	1.0
Future salary increases	4.3	3.7
Future pension increases	2.8	2.3
Inflation rate	2.6	2.0
Sweden		
Discount rate	3.7	1.9
Future salary increases	2.0	2.2
Future pension increases	2.0	2.2
Inflation rate	2.0	2.2
Norway		
Discount rate	3.0	1.9
Future salary increases	3.5	2.8
Growth in the basic state pension (G)	3.3	2.5

Arsregnskap regnskapsåret 2022 for 933012867

Sensitivity analysis of actuarial assumptions

The following table shows how a change in one assumption, while holding all other assumptions constant, would affect the defined benefit obligation.

	Change in assumption	Increase in assumption	Decrease in assumption
Impact on defined benefit obligation in Finland			
Discount rate	0.5%	-7.3%	8.1%
Future pension increase	0.5%	7.6%	-6.9%
Life expectancy	+1 year	4.9%	
Impact on defined benefit obligation in Sweden			
Discount rate	0.5%	-11.9%	13.4%
Future salary increase	0.5%	15.5%	-14.4%
Future pension increase	0.5%	9.9%	-9.2%
Life expectancy	+1 year	4.3%	
Impact on defined benefit obligation in Norway			
Discount rate	0.5%	-1.8%	2.1%
Future salary increase	0.5%	0.2%	-0.2%
Future pension increase	0.5%	1.6%	—%
Life expectancy	+1 year	1.1%	

Maturity profile of the defined benefit obligation

The weighted average duration of the defined benefit obligation is 16 years in Finland, 18 years in Sweden and 15 years in Norway. The following table shows the maturity profile of the future benefit payments which are the basis for the calculated undiscounted defined benefit obligation.

	2022
EUR million	
Maturity under 1 year	1.8
Maturity 1–5 years	8.9
Maturity 5–10 years	11.9
Maturity 10–30 years	30.2
Maturity over 30 years	2.6
Total future benefit payments	55.5

Expected contributions in 2023

Expected contributions to post-employment benefit plans for the year ending 31 December 2023 are EUR 0.9 million.

Multi-employer plans

The ITP pension plans operated by Alecta and Collectum in Sweden are multi-employer defined benefit pension plans which pool the assets contributed by various entities that are not under common control and the assets provide benefits to employees of more than one entity. It has not been possible to get sufficient information for the calculation of obligations and assets by employer from Alecta and Collectum and, therefore, these plans have been accounted for as defined contribution plans in the consolidated financial statements. In TietoEVRY, 4 567 employees are included in these pension plans. The yearly contributions to the plans are around EUR 25 million.

3 643 employees in the Group's Norwegian companies are members of an early retirement scheme (AFP), which is a multi-company defined benefit scheme, and is financed by premium payments determined as a percentage of salary. There is no reliable measurement and allocation of liabilities and assets between the companies that participate in the scheme. The scheme is, therefore, treated for accounting purposes as a defined contribution plan and the premiums paid are recognized as costs through profit or loss. The premium rate for 2022 was 2.6% (2.5) corresponding to EUR 4.8 (4.5) million. The scheme is underfunded, and the administrator (Fellesordningen for AFP) assumes that premiums will have to increase over time in order to ensure sufficient buffer capital to cope with increased payments. Companies that participate in the AFP scheme are jointly and severally liable for two-thirds of the pension payments due to employees who satisfy the terms and conditions at any time. The liability applies both to shortfalls in premium payments and if the premium rate applied proves insufficient to meet the liabilities. In the event that the scheme is terminated, the participating companies have a duty to continue to make premium payments to provide for pension payments to employees who are members of the scheme or who satisfy the requirements of collective agreements for such pension arrangements at the date of termination.

16. Provisions

Provisions at Tietoevry Group mostly comprise restructuring and contract-related provisions.

ACCOUNTING POLICIES

A provision is a liability of uncertain timing or amount which is recognized when the entity has a present legal or constructive obligation as a result of a past event and it is more likely than not that an outflow of economic benefits will be required to settle the obligation and the amount of the obligation can be measured reliably. Provisions are measured at the present value of the expenditures expected to be required to settle the obligation and are split between amounts expected to be settled within 12 months at the end of the reporting period and amounts expected to be settled later (non-current).

Provisions for restructuring

Restructuring provision is only recognized when a formal plan has been approved and the implementation of it has either commenced or the plan has been announced.

Provisions for loss-making contracts

Provision is recognised for any unavoidable net loss arising from the contract.

Other provisions

Other provisions include employee related provisions other than restructuring as well as warranty provisions.

ACCOUNTING ESTIMATES AND JUDGEMENTS

Provisions require management to assess the best estimate of the future costs needed to settle the present obligation at the reporting date. The actual costs may differ from the estimated costs.

EUR million	Provisions for restructuring	Provisions for loss-making contracts	Other provisions	Total
1 Jan 2022	11.3	3.4	7.7	22.4
Translation differences	-0.7	-0.2	-0.2	-1.0
Increases in provisions	33.4	0.6	3.5	37.6
Use of provisions	-21.7	-3.0	-1.7	-26.4
Reversal of provisions	-8.5	-0.2	-2.1	-10.8
31 Dec 2022	13.9	0.6	7.2	21.7
of which				
Non-current	0.6	—	2.0	2.6
Current	13.3	0.6	5.2	19.1
Total	13.9	0.6	7.2	21.7

In 2022, restructuring measures were taken in Tietoevry Connect, Tietoevry Transform and Tietoevry Banking.

EUR million	Provisions for restructuring	Provisions for loss-making contracts	Other provisions	Total
1 Jan 2021	24.4	12.9	11.5	48.8
Translation differences	0.0	-0.2	0.1	-0.1
Increases in provisions	10.1	0.7	2.1	13.0
Use of provisions	-21.1	-9.3	-3.9	-34.2
Reversal of provisions	-2.2	-0.7	-2.1	-5.0
31 Dec 2021	11.3	3.4	7.7	22.4
of which				
Non-current	0.8	0.0	2.0	2.8
Current	10.6	3.4	5.7	19.6
Total	11.3	3.4	7.7	22.4

In 2021, restructuring provisions related to Tietoevry Connect.

17. Trade and other payables

Trade and other payables represent unpaid, non-interest bearing liabilities at the end of the reporting period. Contract liabilities represent where a customer has paid consideration or payment is due, but Tietoevry has not yet transferred goods or services to the customer.

ACCOUNTING POLICIES

Trade and other payables are presented as current liabilities if they are due to be settled within 12 months from the end of the reporting period. They are recognized at their fair value and subsequently measured at amortized cost using the effective interest method.

The carrying amount of the trade and other payables approximate their fair values due to their short-term nature.

EUR million	31 Dec 2022	31 Dec 2021
Non-current		
Contract liabilities ¹⁾	16.9	29.2
Accruals	4.2	5.5
Total	21.0	34.7
Current		
Trade payables	233.9	260.8
Contract liabilities ¹⁾	67.2	73.5
Accrued liabilities		
Employee-related accruals	193.2	210.5
Interest	4.3	3.8
Other accrued expenses ¹⁾	32.7	40.6
Value added tax liabilities	54.5	51.0
Payroll tax liabilities	30.9	32.1
Total	616.7	672.3

¹⁾Tietoevry has aligned its presentation of contract liabilities by including advance payments and certain accruals related to customer contracts. The comparative periods have been reclassified accordingly. See also note 6.

FINANCIAL RISK MANAGEMENT AND CAPITAL STRUCTURE

This section includes notes related to Tietoevry's financial risk and capital structure management. The financial risks are monitored and managed via Tietoevry's Group Treasury.

18. Management of financial risks and capital structure

The group's activities expose it to a variety of financial risks: market risk (including currency risk, interest rate risk and commodity risk), credit risk and liquidity risk. The operative management of the treasury activities of Tietoevry is centralized into Group Treasury. The Group Treasury is responsible for managing the Group's financial risk position and maintaining adequate liquidity. The Treasury Policy, which has been approved by the Board of Directors, defines the principles for measuring and managing liquidity risk, interest rate risk, foreign exchange risks and counter-party risk of the Group. The Treasury Policy also defines the division of responsibilities with regard to financial risk management. The Group reviews and monitors financial risks on a regular basis.

Market risk

Currency risk management

Transaction risk

Currency risk means the risk that the result or economic situation of the Group changes due to changes in exchange rates. Foreign trade, Group internal transactions and liquidity management in non-euro countries generate transaction exposure to the Group. The objective of the Group's currency risk policy is to secure the profitability of operative business by managing recognized exposures while maintaining sufficient flexibility to adjust to changing currency markets. The underlying exposure includes financial items dominated in the non-functional currencies of operating companies, such as internal funding, foreign currency bank account balances, and estimated cash flows such as firm commitments and future trade transactions.

Swedish krona, Norwegian krone, Czech koruna, Indian rupee, Polish zloty and US dollar are the main currencies with this exposure. Other currencies, which do not have material impact on group exposure individually, are the Ukraine hryvnia and the Russian rouble. During 2022, currency forward contracts were used to mitigate the risks. Gains and losses from foreign exchange contracts are recognized in the consolidated income statement.

Group Companies must hedge their identified currency risks with the Group Treasury unless there are legal restrictions preventing this. The benchmark for the Group's currency position is a situation where all the identified currency risks are eliminated. A deviation from this benchmark is defined as an open position. The following deviations can be made based on the total size of the Group's gross currency position (identified currency risks, excluding the hedging transactions):

- +/- 15 %: Group Treasury
- +/- 25 %: Treasury Committee
- Greater deviation: Board of Directors

The overall operational hedging ratio at the end of December 2022 was 98% (101%).

Identified currency transaction risk exposure and sensitivity analysis

EUR million	Loans and Cash	Estimated cash flows	Leases	Total foreign exchange exposure	External foreign exchange hedges	Transaction exposure sensitivity ¹⁾	Foreign exchange hedge sensitivity ¹⁾	Net effect (gain/loss)
SEK								
31 Dec 2022	-96.2	24.0	—	-72.2	72.7	9.6	-7.3	2.3
31 Dec 2021	-125.6	23.4	—	-102.2	103.6	12.6	-10.4	2.2
NOK								
31 Dec 2022	-25.5	16.8	—	-8.7	5.0	2.6	-0.5	2.1
31 Dec 2021	17.1	10.8	—	27.9	-31.0	-1.7	3.1	1.4
PLN								
31 Dec 2022	-1.1	-23.6	1.4	-23.3	23.5	—	-2.4	-2.4
31 Dec 2021	-0.7	-8.8	0.7	-8.8	8.9	—	-0.9	-0.9
CZK								
31 Dec 2022	-1.6	-52.6	2.6	-51.6	54.2	-0.1	-5.4	-5.5
31 Dec 2021	-0.2	-47.6	5.9	-41.9	48.4	-0.6	-4.8	-5.4
INR								
31 Dec 2022	—	-34.9	—	-34.9	34.7	—	-3.5	-3.5
31 Dec 2021	—	-31.1	—	-31.1	31.0	—	-3.1	-3.1
USD								
31 Dec 2022	-1.1	2.8	—	1.7	-3.0	0.1	0.3	0.4
31 Dec 2021	-0.6	0.5	—	-0.1	-0.5	0.1	0.1	0.1
Other								
31 Dec 2022	-1.1	—	—	-1.1	—	0.1	—	0.1
31 Dec 2021	-1.9	—	—	-1.9	—	0.2	—	0.2

¹⁾ The maximum pre-tax effect (EUR million) of 10% negative change in exchange rates on the Group's foreign exchange position over the following year.

Translation risk

According to the Treasury Policy, hedging translation exposure is subject to the Board of Directors' decision. Exposure includes the acquisition price, share capital and restricted and non-restricted reserves of subsidiaries in non-euro countries, as well as the result of the period. NOK 16 369 and SEK 6/673 million exposure forms the majority of the translation risk. The translation position was unhedged at the end of 2022. See also note 25.

Interest rate risk management

The most significant part of the Group's interest rate risk arises from its borrowings and financial investments. The objective of interest rate risk management is to minimize the effect of interest rate fluctuations on Tietoevy's annual results and economic positions. Group Treasury is responsible for the monitoring and operative management of the Group's interest rate position. The interest rate position includes loans, financial investments and interest rate derivative contracts. According to the Treasury Policy, 30 months is defined as a benchmark for the Group's interest rate position, in terms of weighted average time to re-pricing. At the end of 2022, the ratio was at 19 months (24 months in 2021).

31 Dec 2022	Amount	Average rate, %	Rate sensitivity ¹⁾
EUR million			
Capital markets ²⁾	-398.4	1.8	—
Money markets	244.6	0.4	0.1
Other loans	-348.0	2.9	-3.2
Other receivables	28.0	3.1	—
Leasing	-207.4	6.0	2.1
31 Dec 2021			
EUR million			
Capital markets ²⁾	-397.8	1.8	—
Money markets	318.7	0.2	0.1
Other loans	-360.2	0.9	-3.3
Other receivables	28.8	3.5	—
Leasing	-200.9	4.3	-2.0

¹⁾ The maximum pre-tax effect (EUR million) of 1% rise in interest rates on the Group's net interest expenses over the following year.

²⁾ The duration of underlying instruments was 2.2 years (3.2 in 2021).

Commodity risk management

The majority of electricity procurement has been centralized to selected suppliers and under the selected model, the Group does not enter into any new electricity derivative agreements in its own name.

Credit risk management

Credit risk is managed on Group level. Credit risk derives from financial investments, derivative contracts and customer-related risks, such as accounts receivable. Group Treasury maintains a list of approved counterparties for commercial paper investments and other financial transactions. Core banks of the Group should have a minimum long-term rating of Baa3 or BBB-.

Customer-related credit risks are assessed based on payment history and financial strength in accordance with the Credit Policy. The Credit Policy defines the limits for the acceptable level of customer credit risk in terms of invoicing schedules and payment terms. In addition, the Group uses customer credit insurance, given by global credit insurer, as a collateral. Excluded from credit insurance cover are all Public Sector customers and some other selected customers. In case of default by a customer under insurance, the credit insurer covers 90% of the open accounts receivable, or up to customer specific limit received from credit insurer. The maximum exposure to customer related credit risk at the reporting date is the carrying value of trade receivables. There are no major concentrations of credit risk in the Group, whether through exposure to individual customers, specific industry sectors and/or regions.

Liquidity risk management and funding

Liquidity risk management and funding principles are defined in the Treasury Policy. One of the key tasks of Group Treasury is to secure adequate funding for the Group. The Group has committed EUR 250 million revolving credit facility, which matures in 2027 with 2 optional extension years. The Group has also overdraft facilities and an uncommitted EUR 250 million commercial paper programme available to maintain flexibility in funding. In addition, the Group has two facilities for the sale of receivables, EUR 50 million and SEK 500 million.

Debt structure

31 Dec 2022 EUR million	Amount drawn	Amount available	Maturity structure						
			2023	2024	2025	2026	2027	2028-	
Loans	400.0	—	—	100.0	300.0	—	—	—	—
Bonds	—	—	—	—	—	—	—	—	—
Commercial paper programme	—	250.0	—	—	—	—	—	—	—
Revolving credit facility	—	—	—	—	—	—	—	—	—
Liabilities towards joint ventures	3.5	—	3.5	—	—	—	—	—	—
European Investment Bank	65.4	—	13.1	13.1	13.1	13.1	13.1	13.1	—
Syndicated term loan	254.2	—	80.0	174.2	—	—	—	—	—
Other loans	28.7	—	14.1	8.6	4.7	1.2	0.1	0.1	—
	751.8	250.0	110.7	295.9	317.7	14.2	13.2	0.5	—
Interest payments	—	—	17.1	13.2	7.5	1.0	—	—	—
Trade payables	233.9	—	233.9	—	—	—	—	—	—
Outflow	—	—	—	—	—	—	—	—	—
Other liabilities	241.2	—	61.8	47.1	32.7	23.7	19.1	56.8	—
Lease liabilities	—	—	—	—	—	—	—	—	—
Total	1 226.9	250.0	423.4	356.2	357.9	38.9	32.8	56.8	56.8

31 Dec 2021	31 Dec 2022	31 Dec 2021	31 Dec 2022	2022	2023	2024	2025	2026	2027–
EUR million	EUR million	Amount drawn	Amount available	2022	2023	2024	2025	2026	2027–
Loans									
Bond		400.0	—	—	—	100.0	300.0	—	—
Commercial paper programme		—	—	—	—	—	—	—	—
Revolving credit facility		—	250.0	—	—	—	—	—	—
Liabilities towards joint ventures		5.1	—	5.1	—	—	—	—	—
European Investment Bank		78.5	—	13.1	13.1	13.1	13.1	13.1	13.1
Syndicated term loan		254.2	—	—	80.0	174.2	—	—	—
Other loans		29.0	—	13.3	8.8	3.9	1.9	0.4	—
		766.8	250.0	31.4	101.9	291.2	315.0	13.5	13.1
Interest payments		—	—	10.6	9.8	8.6	6.1	—	—
Trade payables		260.8	—	260.8	—	—	—	—	—
Other liabilities		242.3	—	69.2	47.2	33.2	20.4	13.2	59.0
Total		1 269.8	250.0	372.1	158.9	333.0	341.5	26.8	72.1

Capital management

The objective is to keep the capital structure on a level securing adequate financial flexibility for the operations. The capital structure of the Group is being continuously monitored through Net debt/EBITDA ratio. The ratio is calculated by dividing interest-bearing net debt with the last 12 months' EBITDA of the Group. Net debt/EBITDA ratio is a covenant used in certain funding arrangements. Tietoevry Group is within limits for this covenant as at the reporting date and comparative period.

	31 Dec 2022	31 Dec 2021
Net debt	679.1	610.6
12 months EBITDA	449.0	557.4
Net debt/EBITDA	1.5	1.1

19. Interest-bearing loans and borrowings

The Group's interest-bearing liabilities consist of bonds, other loans, lease liabilities and cash pool liabilities towards joint ventures.

ACCOUNTING POLICIES

Interest-bearing loans and borrowings are initially recognized at fair value, net of transaction costs which are recognized in the income statement as interest expenses over the loan term. Debt is classified as short term if it is payable within 12 months, otherwise it is classified as non-current.

EUR million	31 Dec 2022	31 Dec 2021
Non-current		
Bonds	398.4	397.8
Other loans	241.0	333.8
Lease liabilities	155.9	144.0
Total	795.3	875.6
Current		
Other loans	107.1	26.4
Cash pool liabilities towards joint ventures	3.5	5.1
Lease liabilities	54.1	62.5
Total	164.7	94.0
Total interest bearing loans and borrowings	960.1	969.6

More information on debt structure and carrying interest rates is disclosed in [note 18](#).

Change in liabilities arising from financing activities

EUR million	31 Dec 2021	Non-cash changes						31 Dec 2022	
		Cash flows	Foreign exchange gains and losses	Reclassification	Acquisitions and disposals	New lease contracts	De-recognized contracts		Other
Non-current interest-bearing loans	731.6	-13.1	—	-80.0	—	-0.3	—	1.2	639.4
Current interest-bearing loans	31.5	-1.5	—	80.0	—	0.7	—	—	110.6
Lease liabilities	206.5	-66.3	-7.9	—	-0.1	104.7	-27.0	0.2	210.0
Total	969.6	-81.0	-7.9	—	-0.1	105.0	-27.0	1.4	960.1

Non-cash changes

EUR million	31 Dec 2020	Non-cash changes						31 Dec 2021	
		Cash flows	Foreign exchange gains and losses	Reclassification	New lease contracts	De-recognized contracts	Other		
Non-current interest-bearing loans	885.9	-145.8	0.1	-13.1	3.3	—	—	1.2	731.6
Current interest-bearing loans	39.7	-19.7	—	13.1	—	—	—	-1.4	206.5
Lease liabilities	243.1	-73.1	4.5	—	46.5	-14.1	-14.1	0.5	969.6
Total	1 168.7	-238.6	4.6	—	49.8	-14.1	-14.1	0.3	969.6

20. Leases

Tietoenvy Group mainly acts as a lessee and leases premises, IT equipment and cars. In monetary terms, the highest portion of the Group's lease portfolio is for leasing premises. Tietoenvy Group also leases equipment for data centres to support continuous service delivery to its customers. Leasing a company car is part of employees' benefit package, the portion of employee share in payment being subject to local HR policies and varies between 0% to 100%.

ACCOUNTING POLICIES

The Group as a lessee

Initially, lease liabilities are measured at the commencement date at the present value of the lease payments, discounted using the interest rate implicit in the lease, if it can be readily determined. If the rate cannot be readily determined, such as in real estate leases, the incremental borrowing rate is used.

The incremental borrowing rate is defined for each legal entity, differentiated based on lease contract length and updated on a yearly basis, which impacts the value of right-of-use assets, lease liabilities in the statement of financial position, and split between depreciations and interest expenses. Management judgement has been used in determining the incremental borrowing rate that would reflect the rate of interest that Tietoenvy group would pay to borrow over similar term, and with similar security, the funds necessary to obtain an asset of similar value to the right-of-use asset in a similar economic environment. The average annual incremental borrowing rate applied to discounting future cash flows for existing lease agreements at year-end is 4.7%.

The lease term includes the non-cancellable period for which the Group has the right to use the underlying asset, together with both enforceable:

- Periods covered by an option to extend the lease, if the Group is reasonably certain to exercise that option; and
- Periods covered by an option to terminate the lease, if the Group is reasonably certain not to exercise that option.

The decision if extension or termination options of lease contracts would be used, is made by the organisation responsible for the underlying asset management and is in line with overall strategy and business development plans.

In determining if either lessor or lessee would incur more than insignificant penalties by using or not using either of the options, the Group considers not only penalties directly defined in contracts, but also wider economic costs, such as, reallocation costs or finding new tenants.

Lease payments include fixed payments, in substance fixed payments, lease payments that depend on index or rate and exercise price of purchase option, if it is reasonably certain to be exercised.

Subsequently, lease liabilities are measured at amortized cost, by increasing or reducing the carrying amount to reflect interest on the lease liability and the lease payments made, respectively. Lease liabilities are remeasured for lease reassessments done or modified to reflect revised in-substance fixed lease payments.

Interest expenses are recognized in profit or loss.

Right-of-use assets are initially measured at the amount equal to lease liability:

- less payments made at or before commencement date and lease incentives received adding initial direct costs; and
- adjusting by estimated dismantling or site restoration costs.

Subsequently, right-of-use assets are measured applying a cost model, where asset cost is reduced by accumulated depreciation and impairment losses and adjusted by remeasurement of a respective lease liability.

Right-of use assets are depreciated over the shorter period of lease term and useful life of the underlying asset.

Tietoenvy has applied the recognition exemptions allowed by the standard not to capitalize short-term leases (lease term less than 1 year at commencement, where there is no purchase option) and leases of low value assets. Typically, such assets would include lease of individual IT equipment and office furniture. Payments for such assets are recognized in profit or loss on a straight-line basis during the lease term.

The Group has also elected to separate the service component of a lease for all asset types, except for cars, where only variable lease payments are excluded from the measurement of lease liability. Non-lease components are separated from lease payments on a fair market value basis. If such information is not readily available, management judgement has been applied in estimating the

The Group presents cash payments for the principal portion of lease liabilities as cash flows from financing activities and interest portion within cash flows from operating activities. Short-term lease payments, payments for leases of low-value assets and variable lease payments not included in the measurement of the lease liability are presented as part of operating activities.

The Group as a lessor

If an arrangement conveys a right to use a specific asset to a purchaser, often together with related services, the assets, mainly technical equipment, are classified as embedded finance leases. Further the lease is classified either as Operating lease or Finance lease. As of 31 December 2022, all such cases have been classified as Finance leases. Sales derived from these embedded finance leases are recognized at the beginning of the agreement period. The annual payments are disclosed as amortization of the finance lease loan receivable and interest income.

ACCOUNTING ESTIMATES AND JUDGEMENTS

Lease term, use of extension and termination options

Management judgement has been applied in determining the lease term, where there are either extension or termination options included in lease contracts. Lease terms are negotiated on an individual basis and contain a wide range of renewal and termination options. As of 31 December 2022, weighted average residual lease term for lease contracts is 5.4 years (residual terms vary between 0.1–17.3 years). The lease term for premises leases referred to as "evergreen leases" or "rolling" leases has been determined based on the internally defined site categories. Those take into consideration the number of full time employees and strategic importance of the site, allowing a longer lease term for larger Level 1 sites (5 years and more) and recognizing more flexibility for smallest Level 1 sites (1 year, short-term lease exemption from balance sheet treatment not applied). Total annual leasing expenses (depreciation and interest) for such leases amounted to EUR 7.0 million during year 2022, weighted average remaining lease term being 2.3 years.

Leases impact on income statement

EUR million	31 Dec 2022	31 Dec 2021
TietoEVRY as a Lessee		
Buildings	-54.2	-57.7
Equipment and machinery	-12.3	-13.5
Depreciation expenses of right-of-use assets	-66.4	-71.2
TietoEVRY as a Lessee	—	-5.3
Impairment losses		
TietoEVRY as a Lessee	-7.9	-6.6
Variable lease payments	-5.2	-4.0
Short-term leases and low value leases	-13.1	-10.6
Other income and expenses		
TietoEVRY as a Lessor	0.8	2.0
Revenue		
TietoEVRY as a Lessor	-0.7	-1.8
Materials and services		
TietoEVRY as a Lessor	0.1	0.1
Finance income on the net investment in lease	-9.7	-9.5
Interest expense on lease liabilities	-9.6	-9.4
Expenses reported in financial items		
Total impact on income statement from leasing contracts	-89.0	-96.2

Leases impact on statement of cash flows

EUR million	31 Dec 2022	31 Dec 2021
TietoEVRY as a Lessee		
Interest paid (cash flow from operating activities)	-9.4	-9.0
Principal paid (cash flow from financing activities)	-66.3	-73.1

Leases impact on the statement of financial position
Right-of-use assets

EUR million	Buildings	Machinery and Equipment	Total
TietoEVRY as a Lessee	171.5	21.0	192.4
31 Dec 2021			
Divestment of subsidiary	-0.1	—	-0.1
Additions ¹⁾	95.7	9.6	105.3
Terminations	-19.9	-1.8	-21.7
Depreciation	-54.2	-12.3	-66.4
Currency translation differences	-7.1	-0.5	-7.6
31 Dec 2022	185.9	16.0	201.9

EUR million	Buildings	Machinery and Equipment	Total
TietoEVRY as a Lessee	208.6	23.1	231.7
31 Dec 2020			
Additions ¹⁾	33.2	14.1	47.3
Terminations	-11.0	-2.9	-13.8
Depreciation	-57.7	-13.5	-71.2
Impairment	-5.3	—	-5.3
Subleased	1.4	-1.2	0.2
Currency translation differences	4.3	0.2	4.4
31 Dec 2021	171.5	21.0	192.4

¹⁾ Additions represent increase in right-of-use assets both due to new lease contracts, as well as remeasurements and lease modifications.

Lease liabilities

EUR million	31 Dec 2022	31 Dec 2021
Current	54.1	62.5
Non-current	155.9	144.0
Total	210.0	206.5

The movement in lease liabilities over reporting period is presented in note 19.

The maturity structure of contractual undiscounted lease payments is presented in note 18.

Lease receivables

EUR million	31 Dec 2022	31 Dec 2021
Current	2.4	2.9
Non-current	0.2	2.7
Total	2.6	5.6

Net investment in lease

EUR million	31 Dec 2022	31 Dec 2021
Within one year	2.4	3.0
One to two years	0.2	2.2
Two to three years	—	0.5
Three to four years	—	—
Four to five years	—	—
Total undiscounted lease receivable	2.7	5.7
Unearned finance income	0.0	-0.1
Net investment in lease	2.6	5.6

Årsregnskap regnskapsåret 2022 for 933012867

21. Financial income and expenses

Finance income and expenses comprise interest, foreign exchange gains and losses and other financial income and expenses, such as fees to banks.

2022	Interest income	Interest expenses	Foreign exchange gains and losses	Other financial income	Other financial expenses	Total
EUR million						
Financial assets at fair value through profit or loss	—	—	-7.8	—	—	-7.8
Financial assets at amortized cost	3.6	—	6.4	0.3	—	10.3
Financial liabilities measured at amortized cost	—	-22.6	—	—	-3.4	-25.9
Net defined benefit obligation	—	-0.2	—	—	—	-0.2
Total	3.6	-22.8	-1.4	0.3	-3.4	-23.7
2021						
EUR million						
Financial assets at fair value through profit or loss	—	—	-0.1	—	—	-0.1
Financial assets at amortized cost	1.8	—	-4.7	0.1	—	-2.7
Financial liabilities measured at amortized cost	—	-22.7	—	—	-2.3	-25.0
Net defined benefit obligation	—	-0.3	—	—	—	-0.3
Total	1.8	-23.0	-4.8	0.1	-2.3	-28.2

In addition, foreign exchange gains and losses included in the operating profit were EUR 9.9 (3.9) million in 2022.

22. Financial assets and liabilities - carrying amount and fair value and fair value hierarchy

Financial assets and liabilities of the Group consist of trade receivables, cash and cash equivalents, lease receivables and payables, trade payables, derivatives (see [note 23](#)), bonds and other interest-bearing liabilities (see [note 19](#)).

ACCOUNTING POLICIES

All financial assets and liabilities are initially recognized at fair value, and subsequently classified either as financial assets at amortized cost or financial assets through profit or loss.

Financial assets at amortized cost

Financial assets are accounted at amortized cost only when the asset is held within a business model with the objective to collect contractual cash flows, which are solely payments of principal and interest.

This category of financial assets includes trade and other receivables, cash and cash equivalents, lease receivables and other interest-bearing receivables.

Financial assets in this category are carried at amortized cost in accordance with the effective interest method with interest income recognized in profit or loss under financial items, see [note 21](#).

Financial liabilities at amortized cost

Financial liabilities under this category are initially recognized at fair value, net of transaction costs directly associated with the borrowing. For interest-bearing liabilities, after initial recognition, liabilities are measured using effective interest rate method, taking into account any issue costs and any discount or premium on settlement. Related interest expenses are recognized in profit or loss under financial items, see [note 21](#).

Financial assets and liabilities at fair value through profit or loss

Financial assets and liabilities in this category are recognized on the statement of financial position at their fair value with gains or losses resulting from changes in the fair value, being recognized in income statement.

This category mostly consists of derivatives. Gains or losses from the revaluation of derivative contracts that relate to financial items (loans, cash, leases) are presented as financing costs, see [note 21](#), whereas gains or losses from derivatives, mostly currency forward contracts that relate to operating activities are included in operating profit.

Fair value measurement is also applicable to trade receivables sold under non-recourse factoring agreements, which have not yet been de-recognized from the statement of financial position as of the reporting date.

Other investments include unlisted shares, where their fair value cannot be measured reliably and, therefore, the cost is considered to be a reasonable approximation of their fair value.

Determination of fair values

The classification of financial assets and liabilities measured at fair value in the statement of financial position, has been done on three hierarchy levels:

- Level 1: quoted prices in active markets for given or identical assets or liabilities that the entity can access at the measurement date;
- Level 2: inputs that are observable for the asset or liability, either directly or indirectly;
- Level 3: unobservable inputs for the asset or liability.

The carrying amount of all financial assets and liabilities, carried at amortized cost is considered to provide a reasonable approximation of their fair value, due to the short maturity and liquid nature of these items, except for bonds which are traded on an active market.

The fair values of derivatives are determined based on prevailing marked quotes at the reporting date. Foreign exchange derivatives' fair values are calculated according to foreign exchange and interest rates on the closing date.

Financial assets		31 Dec 2022	31 Dec 2021	Fair value hierarchy
EUR million	Note	31 Dec 2022	31 Dec 2021	Fair value hierarchy
Financial assets at fair value through profit or loss				
Non-current				
Other financial assets at fair value through profit or loss		0.6	0.6	Level 3
Current				
Trade receivables at fair value through profit or loss		20.2	19.1	Level 2
Current derivative receivables	23	3.4	4.2	Level 2
Financial assets at amortized cost				
Non-current				
Other loan receivables, interest-bearing		15.0	15.7	Level 2
Lease receivables	20	0.2	2.7	Level 2
Current				
Other loan receivables, interest-bearing		13.6	13.8	Level 2
Lease receivables	20	2.4	2.9	Level 2
Trade receivables	14	408.9	372.8	Level 2
Accrued interest income	14	0.0	0.1	Level 2
Cash and cash equivalents	24	249.7	323.8	Level 2
Total		714.1	755.5	

Financial liabilities		31 Dec 2022	31 Dec 2021	Fair value hierarchy
EUR million	Note	31 Dec 2022	31 Dec 2021	Fair value hierarchy
Financial liabilities at fair value through profit or loss				
Current derivative liabilities				
Financial liabilities measured at amortized cost				
Non-current				
Lease liability	19, 20	155.9	144.0	Level 2
Bonds ¹⁾	19	398.4	397.8	Level 1
Other loans	19	241.0	333.8	Level 2
Current				
Trade payables	17	233.9	260.8	Level 2
Accrued interest	17	4.3	3.8	Level 2
Lease liability	19, 20	54.1	62.5	Level 2
Loans	19	110.6	31.5	Level 2
Total		1 200.3	1 235.0	

¹⁾ Fixed rate bond where carrying amount of EUR 398.4 million has not been adjusted to match the fair value of EUR 378.8 million. Fair value of the bond has been calculated based on the prevailing market rate at the end of the reporting period.

There has been no movement between the fair value hierarchy levels during 2022.

23. Derivatives

TietoEVRY Treasury uses currency forward and interest rate swap contracts to manage identified currency and interest rate risks. More information on financial risk management is in note 18 and for the accounting policies applied in note 22. Derivatives are used for economic purposes only.

Nominal amounts of derivatives

Includes the gross amount of all nominal values for contracts that have not yet been settled or closed. The amount of nominal value outstanding is not necessarily a measure or indication of market risk, as the exposure of certain contracts may be offset by other contracts.

EUR million	31 Dec 2022	31 Dec 2021
Foreign exchange forward contracts	406.5	479.7
Interest rate swaps	40.0	—

Fair values of derivatives

EUR million	31 Dec 2022	31 Dec 2021
Gross positive fair values, foreign exchange forward contracts	3.4	4.2
Gross negative fair values, foreign exchange forward contracts	-2.0	-0.8
Gross positive fair values, interest rate swaps	2.9	—
Gross negative fair values, interest rate swaps	-2.9	—
The net fair values at the reporting date	1.4	3.2

The fair values of foreign exchange derivatives are calculated according to foreign exchange and interest rates on the closing date. All outstanding currency derivative contracts will expire within 12 months after the reporting date.

The fair values of interest rate swaps are based on values of corresponding agreements confirmed by the bank.

Offsetting financial assets and liabilities

Agreements with derivatives counterparties are based on ISDA Master Agreements or on agreements with similar content with regards to offsetting financial assets and liabilities.

Based on the terms of these agreements, offsetting is possible only under certain circumstances, such as, in default of either of the parties or other force majeure events. If any of those occur, then the net position owing/receivable to a single counterparty will be taken as owing.

31 Dec 2022 EUR million	Gross amounts of recognized financial instruments in the statement of financial position ¹⁾	Related amounts not set off in the statement of financial position		Net amount
		Financial Instruments	Cash collateral received	
Derivative financial assets				
Foreign exchange forward contracts	3.4	-1.6	—	1.7
Interest rate swaps	2.9	-2.9	—	—
Derivative financial liabilities				
Foreign exchange forward contracts	-2.0	1.6	—	-0.4
Interest rate swaps	-2.9	2.9	—	—

¹⁾No amounts have been set off in the statement of financial position

31 Dec 2021 EUR million	Gross amounts of recognized financial instruments in the statement of financial position ¹⁾	Related amounts not set off in the statement of financial position		Net amount
		Financial Instruments	Cash collateral received	
Derivative financial assets				
Foreign exchange forward contracts	4.2	-0.8	—	3.4
Derivative financial liabilities				
Foreign exchange forward contracts	-0.8	0.8	—	-0.1

¹⁾No amounts have been set off in the statement of financial position

24. Cash and cash equivalents

Cash and cash equivalents comprise cash balances and cash deposits with banks and other liquid investments that are readily convertible to a known amount of cash within three months and which are subject to an insignificant risk of changes in value. Bank overdrafts are included in current liabilities in the statement of financial position. Cash and cash equivalents are carried at nominal value, which corresponds to their fair value.

EUR million	31 Dec 2022	31 Dec 2021
Cash in hand and at bank	233.4	309.1
Short-term deposits	16.3	14.6
Total	249.7	323.8

Cash and cash equivalents includes restricted cash of EUR 14.0 million held within bank accounts in Ukraine.

25. Share capital and reserves

Tietoevry has one class of shares, and each share has one vote at the Annual General Meeting and equal rights to dividend and other distribution of assets. The company's Articles of Association includes a voting constraint at the Annual General Meeting that no-one is entitled to vote on more than one-fifth of the votes represented at the Annual General Meeting.

Tietoevry's shares have no nominal value and their book value counter value is one euro. All issued shares have been fully paid.

ACCOUNTING POLICIES

Dividends proposed by the Board of Directors are not deducted from distributable equity until approved by the Annual General Meeting of Shareholders.

When the company's own shares are repurchased, the amount of the consideration paid, including directly attributable costs, is recognized as a deduction in equity.

EUR million	Number of shares	Share capital	Share issue premiums and other reserves	Invested unrestricted equity reserve	Total
1 Jan 2021	118 414 793	76.6	42.1	1 203.5	1 322.2
Purchase of own shares	-140 000	—	—	—	—
Shares delivered from the share-based incentive plans ¹⁾	143 391	—	—	—	—
Translation difference	—	—	-0.6	—	-0.6
31 Dec 2021	118 418 184	76.6	41.5	1 203.5	1 321.6
Purchase of own shares	-145 000	—	—	—	—
Shares delivered from the share-based incentive plans ¹⁾	140 119	—	—	—	—
Translation difference	—	—	-2.2	—	-2.2
31 Dec 2022	118 413 303	76.6	39.3	1 203.5	1 319.4
Own shares ²⁾	12 468	—	—	—	—
Total number of shares on 31 Dec 2022²⁾	118 425 771	—	—	—	—

¹⁾ Shares granted from own shares without impact on share capital.

²⁾ On 31 Dec 2021, the number of shares in the company's possession totalled 7 587 and the total number of shares was 118 425 771.

Share capital

The share subscription price received in connection with the share issues is entered in share capital to the extent that it has not been recorded in the invested unrestricted equity reserve according to the share issue decision.

Share issue premiums and other reserves

Share issue premiums and other reserves include share issue premium of the parent company and the statutory reserve fund of Tieto Sweden AB.

Invested unrestricted equity reserve

The invested unrestricted equity reserve includes the subscription price of shares to the extent that it has not been recorded in share capital according to specific resolution.

Retained earnings

In addition to accumulated profits less dividends paid out, retained earnings include the following:

- Costs of share-based payments which are accounted for as equity-settled and recognized as an employee benefit expense during the vesting period with a corresponding entry in equity. More information is disclosed in note 8.
- Remeasurements of the defined benefit plans arising from experience adjustments and changes in actuarial assumptions. More information is disclosed in note 15.
- Treasury shares. In 2022, TietoEvry repurchased 145 000 own shares which were further delivered from the share-based incentive plans.
- Cumulative translation differences arising from the translation of foreign Group companies' assets and liabilities into euro; and
- other retained earnings and losses.

The cumulative translation differences were EUR -193.5 (-66.0) million. The translation differences in Other comprehensive income were EUR -126.7 (60.2) million. The majority of these arise on the NOK and SEK foreign currency translation exposures. In 2022, both currencies weakened against the Euro, NOK by 5.3% and SEK by 8.5%, resulting in negative translation differences in Other comprehensive income. In 2021, NOK strengthened by 4.6% whereas SEK weakened by 2.2%, resulting in a positive net effect on the Other comprehensive income.

Distributable funds

On 31 Dec 2022, the distributable funds of the parent company totalled EUR 1 479.5 million of which retained earnings were EUR 250.8 million and net profit for the financial year EUR 21.1 million. The Board of Directors proposes to the Annual General Meeting in 2023 that a dividend of EUR 1.45 per share will be paid for 2022 (dividend of EUR 1.40 per share paid for 2021).

OTHER INFORMATION

This section includes information about the Group structure, joint ventures, related parties and commitments.

26. Divestments

In 2022, TietoEVRY sold its Russian operations through a local management buy-out. With this transaction, TietoEVRY ended all its local operations in Russia and transitioned all its responsibilities including employees, customers, suppliers, legal and regulatory to the new owners. The loss recognized on the disposal was EUR 9.1 million.

In 2021, TietoEVRY sold its Oil & Gas software business as well as the software businesses Alystra, Jydacom and TRYGG/2000. The businesses disposed of were reported as part of the Industry Software segment. Both divestments were part of TietoEVRY's strategy to seek focus and scale.

ACCOUNTING POLICIES

Disposed operations are consolidated until the point in time when control is transferred. Where the disposed operation is part of a cash-generating unit (CGU) to which goodwill has been allocated, the goodwill associated with the disposed operation is included in the carrying amount of the operation when determining the gain or loss on disposal. Goodwill disposed in these circumstances is measured based on the relative values of the disposed operation and the portion of the cash-generating unit retained.

Assets held for sale

Non-current assets are classified as held for sale if their carrying amounts are expected to be recovered principally through sale and the sale is highly probable. From the date of classification, the assets are measured at the lower of the carrying amount and the fair value less costs to sell, and the recognition of depreciation is discontinued.

Sale of Oil & Gas software business in 2021

In February 2021, TietoEVRY announced an agreement with Aucerna, a Quorum Software affiliate, to sell its Oil & Gas software business. The transaction was completed in June 2021, with a minor part of asset transfers completed in early 2022. Through this transaction, the Oil & Gas software business will have greater global market reach and growth opportunities. The Oil & Gas software business comprises hydrocarbon management, personnel and material logistics software and related services with installations in more than 50 countries. Revenue of the divested businesses amounted to around EUR 50 million in 2020 and the number of employees was around 430.

With a consideration of EUR 156.8 million including adjustments, a capital gain of EUR 73.3 million was recognized. The cash payments in total amounted to EUR 154.7 million. In addition, TietoEVRY received a cash compensation of EUR 2.1 million subsequent to the completion of asset transfers taking place in early 2022. The following table summarizes the effects of the sale on the consolidated financial statements for 2021.

EUR million	
	Intangible and tangible assets
0.2	Right-of-use assets
0.8	Trade and other receivables
14.1	Cash and cash equivalents
7.0	Non-current liabilities
-0.7	Trade and other payables
14.0	Fair value of net assets
7.4	Allocation of goodwill and intangible assets on disposal
71.3	Total net assets disposed
78.7	Consideration, including adjustments
56.8	Transaction costs
6.1	Reclassification of foreign currency translation reserve to profit or loss
1.4	Total net assets disposed
78.7	Gain on disposal, before income tax
73.3	Income tax expense on gain
-0.5	Gain on disposal, after income tax
72.8	Consideration received in cash
154.7	Transaction costs
5.9	Cash and cash equivalents disposed of
7.0	Net cash flow on disposal
1.8	

Other divestments in 2021

In October 2021, Tietoevry announced an agreement to sell its software businesses Alystra, Jydacom and TRYGG/2000 to a Nordic software company EG. The transaction was completed in December 2021. These businesses focus on creating software products for construction, retail, and transport markets. They had limited operational dependencies with the rest of Tietoevry. Revenue of the divested businesses amounted to around EUR 13 million in 2020 and the number of employees was around 80 in Finland and Sweden. With a consideration of EUR 40.6 million including adjustments and FX impact, a capital gain of EUR 30.6 million was recognized. The following table summarizes the effects of the sale on the consolidated financial statements for 2021.

	EUR million
Intangible assets	2.3
Trade and other receivables	0.7
Cash and cash equivalents	2.1
Non-current liabilities	-0.4
Trade and other payables	-2.0
Fair value of net assets	2.6
Allocation of goodwill on disposal	7.0
Total net assets disposed	9.7
Consideration, including adjustments and FX impact	40.6
Transaction costs	-0.1
Reclassification of foreign currency translation reserve to profit or loss	-0.2
Total net assets disposed	-9.7
Gain on disposal, before income tax	30.6
Income tax expense on gain	-2.6
Gain on disposal, after income tax	28.0
Consideration received in cash	39.8
Transaction costs	—
Cash and cash equivalents disposed of	-2.1
Net cash flow on disposal	37.7

27. Subsidiaries

Subsidiary shares owned by the Parent company

Company name	Domicile	Parent company's holding %	31 Dec 2022 Book value in the Parent company EUR million
EVERY Card Issuing AS	Norway	100.0	77.4
EVERY Card Payments AS	Norway	100.0	0.7
EVERY Card Services AS	Norway	100.0	84.0
Fellesdata AS	Norway	100.0	—
Infopulse Brasil Servicos Technologicos Ltda.	Brazil	1.0	0.0
Tieto Austria GmbH	Austria	100.0	0.8
Tieto (Beijing) Technology Co., Ltd.	China	100.0	0.8
Tieto China Co., Ltd.	China	100.0	4.3
Tieto Germany GmbH	Germany	100.0	0.5
Tieto Global Oy	Finland	100.0	1.1
Tieto Great Britain Ltd.	Great Britain	100.0	0.5
Tieto Latvia SIA	Latvia	100.0	15.2
Tieto Lietuva UAB	Lithuania	100.0	2.6
Tieto Netherlands Holding B.V.	Netherlands	100.0	24.5
Tieto Poland Sp. z o.o	Poland	100.0	3.3
Tieto Support Services Sp. z o.o.	Poland	100.0	0.4
Tieto Sweden AB	Sweden	100.0	919.3
TietoEnator Inc.	The United States	100.0	8.0
TietoEVRY Accounting AS	Norway	100.0	16.7
TietoEVRY Banking Finland Oy	Finland	100.0	1.3
TietoEVRY Connect Czechia s.r.o.	Czech Republic	100.0	7.5
TietoEVRY Connect Finland Oy	Finland	100.0	48.9
TietoEVRY Connect Slovakia s.r.o.	Slovakia	15.0	0.0
TietoEVRY Czechia s.r.o.	Czech Republic	100.0	0.5
TietoEVRY Czechia Support Services s.r.o.	Czech Republic	100.0	—
TietoEVRY Denmark A/S	Denmark	100.0	6.5
TietoEVRY DK A/S	Denmark	100.0	1.6
TietoEVRY Estonia AS	Estonia	100.0	0.3
TietoEVRY Finland Oy	Finland	100.0	87.1
TietoEVRY Finland Support Services Oy	Finland	100.0	1.2

TIETOEVRY 2022

GOVERNANCE AND REMUNERATION

TietoEVRY Norway AS	Norway	100.0	1 007.9
TietoEVRY Slovakia s.r.o.	Slovakia	100.0	0.0
TietoIlmarinen Oy	Finland	100.0	0.2
Dormant subsidiaries (3 in total)			0.0
Total			2 322.8

Shares in Group companies owned by subsidiaries

Company name	Domicile	Group holding %	31 Dec 2022 Book value in the Parent company EUR million
Avega Affero AB	Sweden	100.0	0.0
Avega Aqilo AB	Sweden	100.0	0.0
Avega Catalyst AB	Sweden	100.0	0.4
Avega Clarity AB	Sweden	100.0	0.8
Avega Compilus AB	Sweden	100.0	0.0
Avega Dinamiko AB	Sweden	100.0	0.1
Avega Edge AB	Sweden	100.0	0.0
Avega Effectus AB	Sweden	100.0	0.8
Avega Group AB	Sweden	100.0	42.3
Avega Kipeo AB	Sweden	100.0	1.5
Avega Kite AB	Sweden	100.0	0.0
Avega Miundo AB	Sweden	100.0	0.0
Avega Mtoni AB	Sweden	100.0	0.1
Avega Nuvem AB	Sweden	100.0	0.0
Avega Primero AB	Sweden	100.0	0.0
Avega Quirio AB	Sweden	100.0	2.6
Avega Scire AB	Sweden	100.0	0.1
Avega Sempai AB	Sweden	100.0	0.5
Avega Senso AB	Sweden	100.0	0.0
Bekk Consulting AS	Norway	100.0	44.3
Emric d.o.o. Beograd	Serbia	100.0	0.0
EVERY Card Services AB	Sweden	100.0	24.1
EVERY Card Services Oy	Finland	100.0	6.1
EVERY Financial Service UK Ltd.	Great Britain	100.0	0.1
EVERY India Pvt. Ltd.	India	100.0	13.6

Arsregnskap regnskapsåret 2022 for 933012867

EVERY Sweden AB	Sweden	100.0	160.1
EVERY USA Corporation Inc.	The United States	100.0	0.4
Eye-share AS	Norway	100.0	2.3
Eye-share Singapore Pte. Ltd.	Singapore	100.0	—
Gjeldsregisteret AS	Norway	100.0	0.0
Infopulse Brasil Servicos Technologicos Ltda.	Brazil	99.0	0.1
Infopulse Bulgaria Ltd.	Bulgaria	100.0	0.1
Infopulse Europe GmbH	Germany	100.0	0.0
Infopulse Poland Sp. z o.o.	Poland	100.0	0.0
Infopulse Ukraine LLC	Ukraine	100.0	0.0
NUK Holding AB	Sweden	100.0	16.8
Tieto India Pvt. Ltd.	India	100.0	45.4
Tieto Ukraine Support Services LLC	Ukraine	100.0	0.8
Tieto U.S. Inc.	The United States	100.0	1.1
TietoEvry Connect Slovakia s.r.o.	Slovakia	85.0	0.0
TietoEvry Financing AB	Sweden	100.0	0.0
TietoEvry Financing AS	Norway	100.0	2.0
TietoEvry Sweden Support Services AB	Sweden	100.0	0.0
Dormant subsidiaries (5 in total)			0.0
Total			366.9

All subsidiaries are included in the Group consolidation. In India, the official reporting period is 1 April – 31 March according to the Indian legislation.

28. Interests in joint ventures

TietoEVRY has established a few joint ventures in order to be able to produce high quality IT services required by customers. All other joint ventures are located in Finland except for BuyPass AS that is a Norwegian company and joint venture of TietoEVRY Norway AS.

ACCOUNTING POLICIES

Companies, where TietoEVRY has assumed management responsibility, has contractually based joint control with a third party and has right to the net assets of the company based on the contractual arrangement are included in the consolidated financial statements as joint ventures. Joint ventures are accounted by using the equity method under which the investments in joint ventures are initially recognized at cost and adjusted thereafter to recognize the Group's share of the post-acquisition profits or losses and movements in other comprehensive income. When the Group's share of joint venture's losses exceeds the carrying amount of the investment, the investment is recognized at zero value in the statement of financial position and the Group does not recognize further losses, unless it has incurred obligations or made payments on behalf of the joint venture.

Sales to and purchases from joint ventures are made on normal market terms and conditions and at market prices. The Group's share of the joint ventures' result for the period is separately disclosed in the income statement.

Joint ventures

	Number of shares		Parent company's share %		Voting right %		Carrying value EUR million	
	2022	2021	2022	2021	2022	2021	2022	2021
Tieto Esv Oy	7 300	7 300	80.0	80.0	34.0	34.0	5.1	5.1
Tietollmarinen Oy	—	3 570	—	70.0	—	30.0	—	2.2
BuyPass AS	21 100	21 100	50.0	50.0	50.0	50.0	9.2	9.4
							14.2	16.7

Reconciliation to carrying value

EUR million	2022	2021
Acquisition cost, 1 Jan	11.6	11.2
Translation difference	-0.7	0.4
Acquisition cost, 31 Dec	10.9	11.6
Equity adjustments, 1 Jan	5.1	8.5
Share of results	1.0	1.5
Dividends received	-1.4	-2.1
Tietollmarinen impairment	-1.4	—
Tietokarhu liquidation	—	-2.8
Equity adjustments, 31 Dec	3.3	5.1
Carrying value, 31 Dec	14.2	16.7

As part of a new partnership agreement with Ilmarinen and a change in the service delivery model, it was decided to ramp down Tietollmarinen Oy. In connection with these changes, TietoEVRY agreed to acquire the remaining 30% share of the joint venture from Ilmarinen. TietoEVRY transform recognized an impairment loss of EUR 1.4 million for the joint venture and bought the remaining 30% share of the company in December. Tietollmarinen is consolidated as a 100% owned subsidiary as at 31 December 2022.

Equity adjustments include Group level goodwill of EUR 2.5 (4.5) million.

There are no commitments or contingencies related to joint ventures.

Financial and personnel information of joint ventures

The summarised financial information below represents amounts in joint ventures' financial statements prepared in accordance with IFRS Standards.

31 Dec 2022	Tieto Evry Oy	Tietollmarinen Oy	BuyPass AS
EUR million			
Non-current assets	0.0	—	5.2
Current assets	4.0	—	45.5
Total	4.0	—	50.7
Non-current liabilities	0.0	—	—
Current liabilities	0.7	—	32.5
Total	0.7	—	32.5
Net sales	3.9	1.6	30.7
Expenses	-3.2	-2.4	-27.9
Result before taxes	0.7	-0.8	2.8
Income taxes	-0.2	0.0	-0.7
Net result for the financial year	0.6	-0.8	2.1
Dividends paid to TietoEvry	0.5	—	0.9
Average full-time personnel during the financial year	27	13	25

31 Dec 2021	Tieto Evry Oy	Tietollmarinen Oy	BuyPass AS
EUR million			
Non-current assets	0.0	0.0	3.5
Current assets	4.2	1.7	51.1
Total	4.2	1.7	54.5
Non-current liabilities	0.1	0.1	0.1
Current liabilities	0.8	0.5	35.6
Total	0.8	0.7	35.7
Net sales	4.6	3.4	27.9
Expenses	-3.8	-3.6	-24.9
Result before taxes	0.7	-0.2	3.0
Income taxes	-0.2	0.0	0.8
Net result for the financial year	0.6	-0.2	2.3
Dividends paid to TietoEvry	0.6	0.7	0.9
Average full-time personnel during the financial year	34	25	76

29. Related party transactions

Related parties of TietoEVRY include subsidiaries, joint ventures and key management of the company and their close family members. Key management includes the members of the Board of Directors, Leadership team and the President and CEO.

ACCOUNTING POLICIES

Sales to and purchases from related parties are made on normal market terms and conditions and at market prices. There are no commitments or contingencies on behalf of related parties.

The transactions with related parties are presented below. More information on joint ventures is disclosed in [note 28](#) and subsidiaries are listed in [note 27](#). Information on management remuneration is disclosed in [note 8](#).

Transactions and balances with joint ventures

EUR million	31 Dec 2022	31 Dec 2021
Sales	2.9	2.9
Other operating income	1.3	1.6
Purchases	1.3	2.1
Receivables	0.1	0.2
Liabilities including cash pool	4.1	5.0

30. Commitments and contingencies

The Group's commitments and contingencies mostly relate to lease guarantees and performance commitments.

ACCOUNTING POLICIES

Commitments are disclosed when the Group has a contract where the existence of an obligation will be only confirmed in the future.

Contingent liabilities are possible obligations whose existence will be confirmed by uncertain future events that are not wholly within the control of the entity. They can also include obligations that are not recognized in the statement of financial position because settlement is not probable or their amount cannot be measured reliably.

EUR million

	31 Dec 2022	31 Dec 2021
For TietoEVRY obligations		
Mortgages	—	—
Guarantees		
Performance guarantees	81.7	91.6
Payment guarantees	0.5	0.3
Other	0.1	0.2
Other TietoEVRY obligations		
Lease commitments, not yet commenced	22.3	67.4
Other	0.6	0.6
On behalf of third parties		
Guarantees		
Performance guarantees	23.4	25.4

In addition to the above, TietoEVRY Oyj or other group companies have provided security on behalf of delivering Group company relating to some major contracts.

31. Events after the reporting period

On 12 January, TietoEVRY announced that Klaus Andersen has been appointed as CEO of TietoEVRY Banking effective 1 February 2023. Klaus Andersen will have the overall responsibility for the Banking business at TietoEVRY, including driving a successful outcome for the ongoing strategic review. In his role as CEO of TietoEVRY Banking, Klaus Andersen will report to Kimmo Alkio, CEO of TietoEVRY Group, and will become a member of the Group Executive Management Team.

On 31 January, TietoEVRY published the proposals of the Shareholders' Nomination Board to the Annual General Meeting 2023, including election and remuneration of the members of the Board of Directors. The Shareholders' Nomination Board proposes that the current members of the Board of Directors, Jukka Franzén, Liselotte Hägertz Engstam, Harri-Pekka Kaukonen, Katharina Mosheim, and Endre Rangan, be reelected and Bertil Carlsson, Elisabetta Castiglioni, Gustav Moss and Petter Söderström be elected as new members. Timo Ahopelto, Angela Mazza Teufer and Niko Pakalén have informed that they are not available for re-election.

In November 2022, TietoEVRY announced that the company is conducting a strategic review of its TietoEVRY Transform and TietoEVRY Connect as a combined business, including a potential sale or listing as a spin-off. On 13 February, TietoEVRY announced that Satu Kiskinen has been appointed as Managing Director of the businesses to be called TietoEVRY Tech Services. TietoEVRY Tech Services is planned to be operational and report its financials, as a new reportable segment, from the second quarter of 2023. TietoEVRY Tech Services' Managing Director appointment becomes effective 1 April.

PARENT COMPANY'S FINANCIAL STATEMENTS (According to Finnish Accounting Standards)

Income statement

	EUR	Note	2022	2021
Net sales		1	179 909 870.30	189 578 776.56
Other operating income		2	32 856 634.87	71 785 655.83
Personnel expenses		3	-16 030 568.68	-15 031 276.18
Depreciation and impairment losses		8, 9	-25 098 781.42	-25 733 340.37
Other operating expenses		4	-226 355 490.51	-324 321 796.64
Operating profit			-54 718 335.44	-103 721 980.80
Financial income and expenses		6	2 411 659.49	18 401 547.19
Profit before appropriations and taxes			-52 306 675.95	-85 320 433.61
Appropriations				
Group contribution			85 200 000.00	101 450 000.00
Profit before taxes			32 893 324.05	16 129 566.39
Income taxes		7	-11 803 303.60	-15 060 370.04
Net profit for the financial year			21 090 020.45	1 069 196.35

Balance Sheet

Assets	EUR	Note	31 Dec 2022	31 Dec 2021
Non-current assets				
Intangible assets		8	155 481 271.96	179 764 483.57
Tangible assets		9	847 520.29	997 029.89
Investments		10	2 335 915 021.23	2 339 345 203.31
Total non-current assets			2 492 243 813.48	2 520 106 716.77
Current assets				
Long-term receivables		11	2 507 111.29	49 963 581.34
Receivables from Group companies		11	1 272 407.23	3 076 212.06
Other receivables			3 779 518.52	53 039 793.40
Current receivables		12	7 999.14	83 969.46
Accounts receivables		12, 13	235 250 688.44	265 292 666.11
Receivables from Group companies		12, 13	11 757.06	34 158.12
Receivables from joint ventures		12	11 410 838.76	4 053 197.00
Other receivables		13	9 768 124.26	8 892 784.56
Prepaid expenses and accrued income			256 449 407.66	278 356 775.25
Cash and cash equivalents			155 006 594.94	216 229 117.95
Total current assets			415 235 521.12	547 625 686.60
Total assets			2 907 479 334.60	3 067 732 403.37
Shareholders' equity and liabilities				
Shareholders' equity		14		
Share capital			76 555 412.00	76 555 412.00
Share issue premiums			13 791 579.51	13 791 579.51
Invested unrestricted equity reserve			1 207 617 299.52	1 207 617 299.52
Retained earnings			250 754 418.13	419 147 178.84
Net profit for the financial year			21 090 020.45	1 069 196.35
Total equity			1 569 808 729.61	1 718 180 666.22
Provisions		15	1 061 707.65	1 581 645.91
Liabilities				
Non-current liabilities		16		
Bonds			400 000 000.00	400 000 000.00
Loans			226 507 692.30	319 586 615.38
Accrued liabilities and deferred income			70 279.92	6 705.25
Total non-current liabilities			626 577 972.22	719 603 320.63
Current liabilities		17		
Accounts payables			9 123 775.17	19 972 239.66
Liabilities to Group companies		17, 18	591 363 599.28	577 365 540.64
Liabilities to joint ventures		17, 18	4 132 506.81	5 056 656.74
Loans			93 076 923.08	13 076 923.08
Other current liabilities			2 328 410.56	1 749 969.91
Accrued liabilities and deferred income			10 005 710.22	11 050 440.58
Total current liabilities			710 030 925.12	628 346 770.61
Total liabilities			1 336 608 897.34	1 347 970 091.24
Total equity and liabilities			2 907 479 334.60	3 067 732 403.37

Statement of cash flow

EUR	2022	2021
Cash flow from operating activities		
Net loss before appropriations and taxes	-52 306 675.95	-85 320 433.61
Adjustments		
Depreciation, amortization and impairment losses	25 098 781.37	25 733 340.37
Net financial income	-2 411 659.49	-18 401 547.19
Profit on sale of subsidiaries	-198 743.08	-36 111 989.92
Other adjustments	—	-2 388 320.43
Other non-cash items	913 617.45	96 987 855.03
Cash generated from operating activities before net working capital	-28 904 679.70	-19 501 095.75
Change in net working capital		
Change in current receivables	13 702 680.37	8 482 365.74
Change in current non-interest bearing liabilities	2 272 892.70	-9 232 690.47
Cash generated from operating activities	-12 929 106.63	-20 251 420.48
Interest expenses and other financial expenses paid	-51 054 704.73	-35 108 062.09
Interest income received	29 131 676.90	30 397 232.18
Dividend received and equity refund	14 877 787.08	31 419 280.17
Income taxes paid	-20 584 994.11	-12 352 795.45
Cash flow from operating activities	-40 559 341.49	-5 895 765.67
Cash flow from investing activities		
Purchase of tangible and intangible assets	-666 060.16	-422 891.43
Acquisition of subsidiaries	-65 307.37	-3 057 822.20
Disposal of subsidiaries	2 366 224.68	154 094 585.51
Proceeds on liquidations of shares	—	3 040 447.58
Loans granted	-3 677 530.89	-14 332 556.52
Repayment of other loans	103 703 771.48	62 607 595.40
Cash flow from investing activities	101 661 097.74	201 929 358.34
Cash flow from financing activities		
Dividends paid	-165 778 624.20	-156 312 002.88
Purchase of own shares	-3 683 332.86	-3 798 606.55
Repayments of long-term borrowings	-13 076 923.08	-145 802 000.00
Other short-term financing, net	1 902 695.51	-18 059 639.10
Change in intercompany cash pool, net	-43 138 094.63	98 330 829.79
Group contributions received	101 450 000.00	107 930 000.00
Cash flow from financing activities	-122 324 279.26	-117 759 118.74
Change in cash and cash equivalents	-61 222 523.01	78 276 173.93
Cash and cash equivalents at the beginning of period	216 229 117.95	137 952 944.02
Cash and cash equivalents at the end of period	155 006 594.94	216 229 117.95
	-61 222 523.01	78 276 173.93

Notes to the parent company's financial statements (FAS)

Parent company accounting principles

The financial statements of the Parent company TietoEVRY Corporation are prepared in accordance with Finnish Accounting Standards (FAS).

TietoEVRY Corporation (business identity code 0101138-5) is a Finnish public limited IT service and software company organized under the laws of Finland and domiciled in Espoo. Keilalahdentie 2-4, 02101 Espoo, Finland. The company is listed on NASDAQ in Helsinki and Stockholm and the Oslo Stock Exchange. The Board of Directors approved the financial statements on 14th February 2023. According to the Limited Liability Companies Act the shareholders have at the Annual General Meeting the right to approve, disapprove or change the financial statements after the publication.

Foreign currency items

Foreign currency transactions are initially translated at the exchange rate prevailing on the transaction date. Foreign currency items at the end of the financial period are valued at the exchange rates on the balance sheet date. Foreign currency items are hedged using derivative contracts.

Exchange gains and losses on net financial liabilities are reported in the income statement under financial items, while other exchange gains or losses are included in operating profit. Gains and losses arising from revaluation of derivative contracts are, depending on their nature, reported either under financial items or operating profit.

Net sales

Net sales include internal service fees and exchange rate differences from accounts receivables, less indirect taxes such as value added tax.

Other operating income

Other operating income includes gain on sale of subsidiaries, gain on liquidation of joint venture, rental income and derivative exchange rate gains.

Pension arrangements

The company's pension obligations are administered through pension insurance institutions. Pension obligations are fully covered.

Financial instruments

The company applies the Finnish Accounting Act chapter 5 section 2a and records financial instruments initially at fair value.

See financial instruments accounting policies in the consolidated financial statements [note 22](#).

Appropriations

Group contributions are included in appropriations.

Valuation of fixed assets

Fixed assets are carried at cost less accumulated depreciation. Depreciation is charged according to plan based on the estimated economic lives of the individual assets and accounted for in accordance with the straight-line method.

The company applies the following economic lives:

	Years
Intangible assets (software)	3
Other capitalized expenditure	3-10
Trademark	6
Goodwill from operations	10
Buildings	25-40
Data processing equipment ¹⁾	3-5
Other machinery and equipment	5
Other tangible assets	5

¹⁾Purchases of personal computers are expensed immediately.

Income taxes

The income statement includes the company's income taxes based on taxable profit for the period according to local tax regulations as well as adjustments to prior year taxes. The information relating to deferred tax items is included in the notes.

1. Net sales

EUR	2022	2021
Internal service fees	179 909 870.30	189 578 776.56
Total	179 909 870.30	189 578 776.56
Net sales by country	2022	2021
Finland	43 611 994.54	53 864 285.76
Sweden	49 808 301.70	64 833 984.09
Norway	57 735 574.94	45 177 186.76
Other	28 753 999.12	25 703 319.95
Total	179 909 870.30	189 578 776.56

2. Other operating income

EUR	2022	2021
Gain on sale of subsidiaries	199 693.61	36 111 989.92
Rental income	21 446 499.56	23 366 256.76
Gain on liquidation of joint venture	—	3 040 447.58
Other income	11 210 441.70	9 266 961.57
Total	32 856 634.87	71 785 655.83

Capital gain on sale of subsidiaries; see note 26 in Notes to the consolidated financial statements.

3. Personnel expenses

EUR	2022	2021
Wages and salaries	12 887 110.65	12 630 837.81
Pension expenses	2 662 639.49	1 818 608.30
Other pay-related statutory social costs	480 818.54	581 830.07
Total	16 030 568.68	15 031 276.18

The parent company had an average of 98 employees during 2022 and 105 employees in 2021.

4. Other operating expenses

EUR	2022	2021
Information and communication technology	28 141 635.67	26 785 819.96
Internal service fees	134 857 732.68	137 493 025.25
Premises related costs	21 710 264.92	21 941 052.88
Professional services and marketing	17 540 936.76	22 250 204.74
Derivative exchange rate losses on other expenses	11 438 526.19	7 208 200.31
Merger loss	—	98 084 192.05
Other operating expenses	12 666 394.29	10 559 301.45
Total	226 355 490.51	324 321 796.64

Fees to auditors

EUR	2022	2021
Audit fees	709 650.00	700 000.00
Audit related fees	84 080.00	100 000.00
Tax consultation	72 000.00	100 000.00
Other services	315 000.00	—
Total	1 180 730.00	900 000.00

5. Management remuneration

See note 8 in Notes to the consolidated financial statements.

6. Financial income and expenses

EUR	2022	2021
Dividend income		
Dividend income from Group companies	13 895 416.25	27 160 474.47
Dividend income from joint ventures	532 924.57	1 255 125.92
Dividend income from other companies	256.26	98.18
	14 428 597.08	28 415 698.57
Other interest and financial income		
From Group companies	6 423 300.72	7 263 893.65
From other companies	49 678 352.80	40 838 966.13
	56 101 653.52	48 102 859.78
Investment write-downs	-603 132.00	—
Interest and other financing expenses		
To Group companies	-3 390 788.99	-880 201.89
To other companies	-64 124 670.12	-57 236 809.27
	-67 515 459.11	-58 117 011.16
Total	2 411 659.49	18 401 547.19

7. Income taxes

EUR	2022	2021
Taxes for the financial period / appropriations	17 040 000.00	20 290 000.00
Taxes for the financial period / regular operations	-9 474 378.78	-10 317 209.58
Taxes for the previous years	4 237 682.38	5 087 579.62
Total	11 803 303.60	15 060 370.04

8. Intangible assets

EUR	31 Dec 2022	31 Dec 2021
Intangible rights		
Acquisition cost, 1 Jan	24 249 592.04	24 249 592.04
Acquisition cost, 31 Dec	24 249 592.04	24 249 592.04
Accumulated amortization, 1 Jan	16 387 290.14	14 369 529.35
Amortization for the period	2 017 760.79	2 017 760.79
Accumulated amortization, 31 Dec	18 405 050.93	16 387 290.14
Book value, 31 Dec	5 844 541.11	7 862 301.90
Goodwill		
Acquisition cost, 1 Jan	212 149 583.27	212 149 583.27
Acquisition cost, 31 Dec	212 149 583.27	212 149 583.27
Accumulated amortization, 1 Jan	43 969 711.93	22 754 753.65
Amortization for the period	21 214 958.28	21 214 958.28
Accumulated amortization, 31 Dec	65 184 670.21	43 969 711.93
Book value, 31 Dec	146 964 913.06	168 179 871.34
Other capitalized expenditures		
Acquisition cost, 1 Jan	19 668 704.41	19 668 704.41
Additions	389 225.93	161 498.79
Disposals	—	-4 532.24
Reclassifications	-484.50	—
Acquisition cost, 31 Dec	20 214 412.39	19 825 670.96
Accumulated amortization, 1 Jan	16 103 360.63	14 595 158.58
Amortization for the period	1 439 233.97	1 508 202.05
Accumulated amortization, 31 Dec	17 542 594.60	16 103 360.63
Book value, 31 Dec	2 671 817.79	3 722 310.33
Total	155 481 271.96	179 764 483.57

9. Tangible assets

EUR	31 Dec 2022	31 Dec 2021
Land		
Acquisition cost, 1 Jan	60 270.13	60 270.13
Acquisition cost, 31 Dec	60 270.13	60 270.13
Machinery and equipment		
Acquisition cost, 1 Jan	33 587 323.10	33 332 668.61
Additions	276 834.23	261 392.63
Disposals	—	-6 738.14
Reclassifications	484.50	—
Acquisition cost, 31 Dec	33 864 641.83	33 587 323.10
Accumulated depreciation, 1 Jan	32 687 933.64	31 695 514.40
Depreciation for the period	426 828.33	992 419.24
Accumulated depreciation, 31 Dec	33 114 761.97	32 687 933.64
Book value, 31 Dec	749 879.86	899 389.46
Other tangible assets		
Acquisition cost, 1 Jan	37 370.30	37 370.30
Acquisition cost, 31 Dec	37 370.30	37 370.30
Book value, 31 Dec	37 370.30	37 370.30
Total	847 520.29	940 029.89

10. Investments

EUR	31 Dec 2022	31 Dec 2021
Subsidiary shares		
Acquisition cost, 1 Jan	2 335 769 623.87	2 550 302 170.91
Additions	65 307.37	6 797 822.20
Disposals	-2 892 357.45	-221 330 369.24
Reclassifications	802 239.50	—
Impairment	-603 132.00	—
Acquisition cost, 31 Dec	2 333 141 681.29	2 335 769 623.87
Book value, 31 Dec	2 333 141 681.29	2 335 769 623.87

Shares in joint ventures

Acquisition cost, 1 Jan	3 422 133.10	3 422 133.10
Reclassifications	-802 239.50	—
Acquisition cost, 31 Dec	2 619 893.60	3 422 133.10
Book value, 31 Dec	2 619 893.60	3 422 133.10

Other shares and interests

Acquisition cost, 1 Jan	153 446.34	153 446.34
Acquisition cost, 31 Dec	153 446.34	153 446.34
Book value, 31 Dec	153 446.34	153 446.34

Total

2 335 915 021.23 **2 339 345 203.31**

Subsidiary shares

See note 27 in Notes to the consolidated financial statements.

Joint ventures owned and managed by the parent company

See note 28 in Notes to the consolidated financial statements.

11. Long-term receivables

EUR	31 Dec 2022	31 Dec 2021
Loan receivables from Group companies		
Subordinated loan	—	41 267 084.88
Other loan receivables	2 507 111.29	8 696 496.46
Other receivables	1 272 407.23	3 076 212.06
Total	3 779 518.52	53 039 793.40

12. Current receivables

EUR	31 Dec 2022	31 Dec 2021
Receivables from Group companies		
Accounts receivable	13 382 546.86	26 504 165.82
Loan receivables	101 516 969.93	130 837 889.40
Other receivables	930 644.34	98 089.66
Group contribution receivables	85 200 000.00	101 451 000.00
Prepaid expenses and accrued income	34 220 527.31	6 405 21.23
Total	235 250 688.44	265 298 666.11
Receivables from joint ventures		
Accounts receivable	11 757.06	31 158.12
Total	11 757.06	31 158.12
Receivables from other companies		
Accounts receivable	7 999.14	80 969.46
Tax receivable	7 038 202.02	—
Other receivables	4 372 636.74	4 050 897.00
Total	11 418 837.90	4 131 866.46

13. Prepaid expenses and accrued income

EUR	31 Dec 2022	31 Dec 2021
Prepaid expenses and accrued income from Group companies		
Other	34 220 527.31	6 402 521.23
Prepaid expenses and accrued income from other companies		
Licence fees	6 546 933.82	6 427 756.85
Rents	2 290.12	353.34
Social costs	23 393.88	29 464.42
Bond discount and issue costs	1 214 000.23	1 200 023.09
Other	1 981 506.21	1 235 186.86
Total	43 988 651.57	15 295 305.79

14. Changes in shareholders' equity

EUR	31 Dec 2022	31 Dec 2021
Restricted equity		
Share capital, 1 Jan	76 555 412.00	76 555 412.00
Share capital, 31 Dec	76 555 412.00	76 555 412.00
Share issue premiums, 1 Jan	13 791 579.51	13 791 579.51
Share issue premiums, 31 Dec	13 791 579.51	13 791 579.51
Restricted equity total	90 346 991.51	90 346 991.51
Unrestricted equity		
Invested unrestricted equity reserve, 1 Jan	1 207 617 299.52	1 207 617 299.52
Invested unrestricted equity reserve, 31 Dec	1 207 617 299.52	1 207 617 299.52
Retained earnings, 1 Jan	420 216 375.19	579 257 788.27 ¹⁾
Purchase of own shares	-3 683 332.86	-3 798 606.55
Dividend distributions	-165 778 624.20	-156 312 002.88
Retained earnings, 31 Dec	250 754 418.13	419 147 178.84
Net profit for the financial year	21 090 020.45	1 069 196.35
Unrestricted equity total	1 479 461 738.10	1 627 856 674.71
Shareholders' equity, total	1 569 808 729.61	1 718 186 666.22
Distributable funds		
Invested unrestricted equity reserve	1 207 617 299.52	1 207 617 299.52
Retained earnings	250 754 418.13	419 147 178.84
Net profit for the financial year	21 090 020.45	1 069 196.35
Total	1 479 461 738.10	1 627 856 674.71
Breakdown of the parent's share capital		
Number of shares	118 425 771	118 425 771
Euros	76 555 412.00	76 555 412.00

¹⁾The accrued cash liability (31 December 2021 (EUR 652 127 15)) of the share-based incentive plans has been adjusted by crediting company's retained earnings.

15. Provisions

EUR	31 Dec 2022	31 Dec 2021
Restructuring commitments	205 029.46	710 030.73
Other provisions	856 678.19	871 615.18
Total	1 061 707.65	1 581 645.91

16. Non-Current liabilities

EUR	31 Dec 2022	31 Dec 2021
Bonds	400 000 000.00	400 000 000.00
Loans	226 507 692.30	319 584 615.38
Accrued liabilities and deferred income	70 279.92	44 705.25
Total	626 577 972.22	719 629 320.63

Fair value of bonds has been calculated based on prevailing market rate at the reporting date and as of 31 Dec 2022 it was EUR 378 785 000 (EUR 415 774 000 in 2021).

17. Current liabilities

EUR	31 Dec 2022	31 Dec 2021
Liabilities to Group companies		
Accounts payable	12 300 548.01	11 058 522.50
Other liabilities including cash pool	544 713 253.93	561 039 176.06
Accrued liabilities and deferred income	34 349 797.34	5 238 842.08
	591 363 599.28	577 336 540.64
Liabilities to joint ventures		
Accounts payable	745.49	1 397.17
Other liabilities including cash pool	4 131 761.32	5 095 259.57
	4 132 506.81	5 096 656.74
Liabilities to other companies		
Accounts payable	9 123 775.17	19 974 239.66
Loans	93 076 923.08	13 076 923.08
Other current liabilities	2 328 410.56	1 757 969.91
Accrued liabilities and deferred income	10 005 710.22	11 098 440.58
	114 534 819.03	45 907 573.23
Total	710 030 925.12	628 346 770.61

Loans and receivables and financial liabilities are held at amortized cost using the effective interest rate method. Their carrying amounts are considered to approximate their fair value, except for the fixed rate bond where carrying amount has not been adjusted to match the fair value.

18. Accrued liabilities and deferred income

EUR	31 Dec 2022	31 Dec 2021
Accrued liabilities and deferred income from Group companies		
Service fee	34 344 946.02	5 238 544.39
Interest	4 851.32	297.69
	34 349 797.34	5 238 842.08
Accrued liabilities and deferred income from other companies		
Vacation pay and related social costs	1 678 748.85	1 661 185.12
Other accrued payroll and related social costs	2 446 083.06	1 835 728.76
Other social costs	267 297.55	276 832.09
Interest	4 317 255.86	3 800 204.34
Rents	325 673.16	604 315.56
Taxes	—	1 743 488.49
Other	970 651.74	1 176 686.22
	10 005 710.22	11 098 440.58
Total	44 355 507.56	16 337 282.66

19. Deferred tax assets and liabilities

EUR	31 Dec 2022	31 Dec 2021
Deferred tax assets		
From temporary differences	755 604.48	1 934 798.45
From appropriations	90 401.43	425 507.64
Total	846 005.91	2 360 306.09
Deferred tax liabilities		
From temporary differences	52 824.10	4 659 503.31
Total	52 824.10	4 659 503.31

Deferred tax items are not included in the balance sheet.

20. Contingent liabilities

EUR	31 Dec 2022	31 Dec 2021
On behalf of Group companies		
Guarantees	127 985 836.34	135 514 842.90
Other TietoEVRY obligations		
Rent commitments due in 2023 (2022)	9 448 124.97	13 390 201.16
Rent commitments due later	25 415 631.32	34 872 741.37
Lease commitments due in 2023 (2022) ¹⁾	310 373.33	331 089.00
Lease commitments due later ¹⁾	359 277.65	418 196.00
On behalf of Third parties		
Guarantees	23 377 510.83	25 381 206.19

¹⁾ Lease commitments are principally three-year lease agreements that do not include buyout clauses.

In addition to the above mentioned contingent liabilities, parent company has provided security on behalf of delivering Group company relating to some major contracts

21. Derivatives

Nominal amounts of derivatives

Includes the gross amount of all nominal values for contracts that have not yet been settled or closed. The amount of nominal value outstanding is not necessarily a measure or indication of market risk, as the exposure of certain contracts may be offset by other contracts.

EUR	31 Dec 2022	31 Dec 2021
Foreign exchange forward contracts	555 880 076.06	559 538 204.20
Interest rate swaps	40 000 000.00	—

Fair values of derivatives

Foreign exchange derivatives' fair values are calculated according to foreign exchange and interest rates on the closing date.

The net fair values of derivative financial instruments at the balance sheet date	31 Dec 2022	31 Dec 2021
Foreign exchange forward contracts	-601 987.54	234 108.04
Interest rate swaps	6 354.00	—

Derivatives are used for economic purposes only.

Gross positive fair values of derivatives	31 Dec 2022	31 Dec 2021
Foreign exchange forward contracts	4 458 629.36	4 138 215.08
Interest rate swaps	2 860 052.00	—

Gross negative fair values of derivatives	31 Dec 2022	31 Dec 2021
Foreign exchange forward contracts	-5 060 616.87	-3 904 106.99
Interest rate swaps	-2 853 698.00	—

Fair value measurement of financial assets and liabilities

See [note 22](#) in Notes to the consolidated financial statements.

22. Management of financial risks

The operative management of the treasury activities of Tietoevry is centralized into Group Treasury, which is operated from Parent company. The Group Treasury is responsible for managing the Group's financial risk position and maintaining adequate liquidity. The Treasury Policy, which has been approved by the Board of Directors, defines the principles for measuring and managing liquidity risk, interest rate risk, foreign exchange risks and counterparty risk of the Group. The Treasury Policy also defines the division of responsibilities with regard to financial risk management. The Group reviews and monitors financial risks on a regular basis.

Financial risks are assessed, measured and managed on a Group level. See [note 18](#) in Notes to the consolidated financial statements.

DIVIDEND PROPOSAL, SIGNATURES FOR THE BOARD OF DIRECTORS' REPORT AND FINANCIAL STATEMENTS AND AUDITOR'S NOTE

<p>Dividend proposal Distributable funds in the parent company of which net profit for the current year</p>	<p>1 479 461 738.10 21 090 020.45</p>	<p>The Auditor's Note Our auditors' report has been issued today. Espoo, 14 February 2023</p>
<p>The Board of Directors proposes that the retained earnings of EUR 271 844 438.58 shall be used as follows: a total dividend of EUR 1.45 per share to be paid to shareholders the remainder be carried forward</p>	<p>171 699 289.35 100 145 149.23</p>	<p>Deloitte Oy Audit Firm</p> <p>Jukka Vattulainen Authorised Public Accountant (KHT)</p>

In the opinion of the Board of Directors the proposed dividend distribution does not endanger the solvency of the company.

**Signatures for the Financial statements and Board of Directors' report
Espoo, 14 February 2023**

<p>Timo Ahopelto Deputy Chairperson</p>	<p>Liselotte Högertz Engstam</p>	<p>Harri-Pekka Kaukonen</p>
<p>Angela Mazza Teufer</p>	<p>Katharina Mosheim</p>	<p>Niko Pakalén</p>
<p>Endre Rangnes</p>	<p>Robert Spinelli</p>	<p>Ilpo Wajjus</p>
<p>Kirmo Alkio President and CEO</p>		

AUDITOR'S REPORT (Unofficial translation of the Finnish original)

To the Annual General Meeting of TietoEVRY Oyj

Report on the Audit of Financial Statements

Opinion

We have audited the financial statements of TietoEVRY Oyj (business identity code 0101138-5) for the year ended 31 December, 2022. The financial statements comprise the consolidated income statement, statement of comprehensive income, financial position, statement of cash flows, statement of changes in equity and notes, including a summary of significant accounting policies, as well as the parent company's income statement, balance sheet, statement of cash flows and notes.

In our opinion

- the consolidated financial statements give a true and fair view of the group's financial position, financial performance and cash flows in accordance with International Financial Reporting Standards (IFRS) as adopted by the EU,
- the financial statements give a true and fair view of the parent company's financial performance and financial position in accordance with the laws and regulations governing the preparation of financial statements in Finland and comply with statutory requirements.

Our opinion is consistent with the additional report submitted to the Audit Committee.

Basis for opinion

We conducted our audit in accordance with good auditing practice in Finland. Our responsibilities under good auditing practice are further described in the Auditor's Responsibilities for the Audit of Financial Statements section of our report.

We are independent of the parent company and of the group companies in accordance with the ethical requirements that are applicable in Finland and are relevant to our audit, and we have fulfilled our other ethical responsibilities in accordance with these requirements.

In our best knowledge and understanding, the non-audit services that we have provided to the parent company and group companies are in compliance with laws and regulations applicable in Finland regarding these services, and we have not provided any prohibited non-audit services referred to in Article 5(1) of regulation (EU) 537/2014.

The non-audit services that we have provided have been disclosed in note 7 to the consolidated financial statements.

We believe that the audit evidence we have obtained is sufficient and appropriate to provide a basis for our opinion.

Key audit matters

Key audit matters are those matters that, in our professional judgment, were of most significance in our audit of the financial statements of the current period. These matters were addressed in the context of our audit of the financial statements as a whole, and in forming our opinion thereon, and we do not provide a separate opinion on these matters.

We have also addressed the risk of management override of internal controls. This includes consideration of whether there was evidence of management bias that represented a risk of material misstatement due to fraud.

Key audit matter

How our audit addressed the key audit matter

We evaluated the IT systems used for recognizing revenue by testing access and change management controls. We also evaluated process level controls by performing walkthroughs of each significant class of revenue transactions, assessed the design of key controls and tested the operating effectiveness of those controls.

Revenue recognition

Refer to accounting policies for the consolidated financial statements and notes 5 and 6.

Consolidated Net Sales of TietoEVRY Oyj amounted to EUR 2 928,1 (2 823,4) million. The Net Sales consist mostly of continuous services, software solutions and consulting. In addition to this, the Company has fixed-price projects.

Revenue from service contracts, software solutions and consulting is based on service volumes or time and materials; and the performance obligations are recognized over the accounting period in which the services are rendered. For contracts comprising fixed-price projects, revenue is recognized based on the actual service provided by the reporting date as a proportion of the total services to be provided.

We identified as a specific risk of error and fraud in respect of improper revenue recognition given the nature of the Group's services, as follows:

- Improper revenue recognition in manually recorded exceptional revenue transactions.

Revenue recognition due to its significance require specific attention both from the accounting and the auditing perspective. In addition, management applies judgement when considering revenue recognition for fixed-price projects.

Our substantive audit procedures to address the identified risk relating to revenue from services consisted among others, performing transactional testing procedures to validate the recognition of revenue throughout the year as well as year-end.

Our substantive audit procedures to address the risk of inappropriate accounting for projects were focused on judgements used by management in project estimates.

We selected a sample of contracts based on quantitative and qualitative criteria and performed the following:

- We performed interviews with project managers and financial controllers to assess the estimates on projects' status and estimated costs and income;
- Ensured that the revenue recognition method applied was appropriate based on the terms of the arrangement;
- Agreed project revenue estimate against the sales agreement, including contract amendments;
- Tested the accuracy of the cost estimate by taking a sample of cost components and traced those to supporting documentation and
- Recalculated the revenue based on percentage of completion of the fixed price projects. We assessed the appropriateness of the percentage of completion by comparing actual costs from the Company's accounting records to the estimated total costs of the project.

Key audit matter

How our audit addressed the key audit matter

Impairment testing of Goodwill

Refer to Note 11 in the consolidated financial statements.

Consolidated financial statements includes goodwill of EUR 1 846.5 (1 943.7 million) million. Goodwill is measured at cost less accumulated impairment losses.

Goodwill is subject to annual impairment test. For testing purposes goodwill is allocated to cash-generating units. As a result of management's goodwill impairment test, no impairment was identified.

Goodwill impairment testing requires substantial management judgment over the projected future business performance, cash flows and applied discount rate.

Note 11 in the consolidated financial statements describes key assumptions used by management in the impairment test and related sensitivity analysis.

We have no key audit matters to report with respect to our audit of the parent company financial statements and the parent company financial statements, with respect to the group financial statements and the parent company financial statements.

We have performed audit procedures on impairment testing prepared by management relating to material cash generating units and assessed key controls over management's goodwill impairment testing.

The recoverable amounts of the cash-generating units are determined based on value-in-use calculations. Cash flows used in these calculations are based on five-year financial plans defined by group management.

We have assessed the key assumptions used by management in the impairment test for cash generating units:

- comparing the growth and profitability estimates to historical performance.
- comparing the estimates with the latest approved budgets and strategic plans.
- involving our valuation specialists to verify that the discount rates and the long-term growth rates are consistent with observable market data.
- validated the mathematical accuracy of the impairment calculations.

We have also assessed the related disclosure information.

There are no significant risks of material misstatement referred to in Article 10(2c) of Regulation (EU) No 537/2014.

Responsibilities of the Board of Directors and the President and CEO for the financial statements

The Board of Directors and the President and CEO are responsible for the preparation of consolidated financial statements that give a true and fair view in accordance with International Financial Reporting Standards (IFRS) as adopted by the EU, and of financial statements that give a true and fair view in accordance with the laws and regulations governing the preparation of financial statements in Finland and comply with statutory requirements. The Board of Directors and CEO are also responsible for such internal control as they determine is necessary to enable the preparation of financial statements that are free from material misstatement, whether due to fraud or error.

In preparing the financial statements, the Board of Directors and CEO are responsible for assessing the parent company's and the group's ability to continue as going concern, disclosing, as applicable, matters relating to going concern and using the going concern basis of accounting. The financial statements are prepared using the going concern basis of accounting unless there is an intention to liquidate the parent company or the group or cease operations, or there is no realistic alternative but to do so.

Auditor's responsibilities in the audit of financial statements

Our objectives are to obtain reasonable assurance on whether the financial statements as a whole are free from material misstatement, whether due to fraud or error, and to issue an auditor's report that includes our opinion. Reasonable assurance is a high level of assurance, but is not a guarantee that an audit conducted in accordance with good auditing practice will always detect a material misstatement when it exists. Misstatements can arise from fraud or error and are considered material if, individually or in aggregate, they could reasonably be expected to influence the economic decisions of users taken on the basis of the financial statements.

As part of an audit in accordance with good auditing practice, we exercise professional judgment and maintain professional skepticism throughout the audit. We also:

- Identify and assess the risks of material misstatement of the financial statements, whether due to fraud or error, design and perform audit procedures responsive to those risks, and obtain audit evidence that is sufficient and appropriate to provide a basis for our opinion. The risk of not detecting a material misstatement resulting from fraud is higher than for one resulting from error, as fraud may involve collusion, forgery, intentional omissions, misrepresentations, or the override of internal control.
- Obtain an understanding of internal control relevant to the audit in order to design audit procedures that are appropriate in the circumstances, but not for the purpose of expressing an opinion on the effectiveness of the parent company's or the group's internal control.
- Evaluate the appropriateness of accounting policies used and the reasonableness of accounting estimates and related disclosures made by management.
- Conclude on the appropriateness of the Board of Directors' and the President and CEO's use of the going concern basis of accounting and based on the audit evidence obtained, whether a material uncertainty exists related to events or conditions that may cast significant doubt on the parent company's or the group's ability to continue as a going concern. If we conclude that a material uncertainty exists, we are required to draw attention in our auditor's report to the related disclosures in the financial statements or, if such disclosures are inadequate, to modify our opinion. Our conclusions are based on the audit evidence obtained up to the date of our auditor's report. However, future events or conditions may cause the company to cease to continue as a going concern.
- Evaluate the overall presentation, structure and content of the financial statements, including the disclosures, and whether the financial statements represent the underlying transactions and events so that the financial statements give a true and fair view.
- Obtain sufficient appropriate audit evidence regarding the financial information of the entities or business activities within the group to express an opinion on the consolidated financial statements. We are responsible for the direction, supervision and performance of the group audit. We remain solely responsible for our audit opinion.

We communicate with those charged with governance regarding, among other matters, the planned scope and timing of the audit and significant audit findings, including any significant deficiencies in internal control that we identify during our audit.

We also provide those charged with governance with a statement that we have complied with relevant ethical requirements regarding independence, and communicate with them all relationships and other matters that may reasonably be thought to bear on our independence, and where applicable, related safeguards.

From the matters communicated with those charged with governance, we determine those matters that were of most significance in the audit of the financial statements of the current period and are therefore the key audit matters. We describe these matters in our auditor's report unless law or regulation precludes public disclosure about the matter or when, in extremely rare circumstances, we determine that a matter should not be communicated in our report because the adverse consequences of doing so would reasonably be expected to outweigh the public interest benefits of such communication.

Other Reporting Requirements

Information on our audit engagement

We have been acting as TietoEVRY's auditors a total period of uninterrupted engagement of 5 years since 2018.

Other information

The Board of Directors and CEO are responsible for the other information. The other information comprises the report of the Board of Directors and the information included in the Annual Report, but does not include the financial statements and our report thereon. We have obtained the report of the Board of Directors prior to the date of the auditor's report, and the Annual Report is expected to be made available to us after that date.

Our opinion on the financial statements does not cover the other information.

In connection with our audit of the financial statements, our responsibility is to read the other information identified above and, in doing so, consider whether the other information is materially inconsistent with the financial statements or our knowledge obtained in the audit, or otherwise appears to be materially misstated. With respect to report of the Board of Directors, our responsibility also includes considering whether the report of the Board of Directors has been prepared in accordance with the applicable laws and regulations.

In our opinion, the information in the report of the Board of Directors is consistent with the information in the financial statements and the report of the Board of Directors has been prepared in accordance with the applicable laws and regulations.

If, based on the work we have performed on the other information that we obtained prior to the date of this auditor's report, we conclude that there is a material misstatement of this other information, we are required to report this fact. We have nothing to report in this regard.

Espoo, 14 February 2023

Deloitte Oy

Audit Firm

Jukka Vattulainen

Authorised Public Accountant (KHT)

(Translation of the Finnish Original)

Independent auditor's report on the ESEF consolidated financial statements of TietoEVRY Oyj

To the Board of Directors of TietoEVRY Oyj

We have performed a reasonable assurance engagement on whether the iXBRL tagging of the consolidated financial statements in the ESEF consolidated financial statements (549300EWEW2KM4KROKQV31-2022-12-31-en.zip) of TietoEVRY Oyj (0101138-5) for the financial year 1.1.-31.12.2022 has been prepared in accordance with the requirements of Article 4 of Commission Delegated Regulation (EU) 2018/815 (ESEF RTS).

Responsibilities of the board of directors and the Group CEO

The Board of Directors and the Group CEO are responsible for the preparation of the report of the Board of Directors and financial statements (ESEF financial statements) that comply with the requirements of ESEF RTS. This responsibility includes:

- preparation of ESEF financial statements in XHTML format in accordance with Article 3 of ESEF RTS
- tagging the consolidated financial statements' primary statements, disclosures and identifying information in the ESEF financial statements with iXBRL tags in accordance with Article 4 of ESEF RTS, and
- ensuring consistency between ESEF financial statements and audited financial statements.

The Board of Directors and the Group CEO are also responsible for such internal control as they determine is necessary to enable the preparation of ESEF financial statements in accordance with the requirements of ESEF RTS.

Auditor's independence and quality control

We are independent of the company in accordance with the ethical requirements that are applicable in Finland and are relevant to the engagement we have performed, and we have fulfilled our other ethical responsibilities in accordance with these requirements.

The auditor applies International Standard on Quality Management 1 and, accordingly, an audit firm shall design, implement, and maintain a system of quality control including policies and procedures regarding compliance with ethical requirements, professional standards, and applicable legal and regulatory requirements.

Auditor's responsibilities

In accordance with the engagement letter, we express an opinion on whether the tagging of the consolidated financial statements in the ESEF financial statements has been prepared in all material respects in accordance with the requirements of Article 4 of ESEF RTS. We conducted a reasonable assurance engagement in accordance with International Standard on Assurance Engagements ISAE 3000.

The engagement includes procedures to obtain evidence on:

- whether the tagging of the consolidated financial statements' primary statements in the ESEF financial statements has been prepared in all material respects in accordance with the requirements of Article 4 of ESEF RTS
- whether the tagging of the consolidated financial statements' disclosures and identifying information in the ESEF financial statements has been prepared in all material respects in accordance with the requirements of Article 4 of ESEF RTS, and
- whether the ESEF financial statements are consistent with the audited financial statements.

The nature, timing and extent of the procedures selected depend on the auditor's judgment. This includes the assessment of risk of material departures from the requirements set out in ESEF RTS, whether due to fraud or error.

We believe that the evidence we have obtained is sufficient and appropriate to provide a basis for our opinion.

Opinion

In our opinion, the tagging of the consolidated financial statements in the ESEF financial statements (549300EW2KM4KROKQV31-2022-12-31-en.zip) of TietoEVRY Oyj for the financial year 1.1.-31.12.2022 has been prepared in all material respects in accordance with the requirements of Article 4 of ESEF RTS.

Our audit opinion on the consolidated financial statements of TietoEVRY Oyj for the financial year 1.1.-31.12.2022 has been expressed in our auditor's report dated 14 February 2023. In this report, we do not express an audit opinion or any other assurance conclusion on the consolidated financial statements.

Espoo, 14th February 2023

Deloitte Oy

Audit Firm

Jukka Vattulainen

APA



Contact Us:
Tietoenvy
Keilalahdentie 2-4
P.O.Box 2, 02101
FI-02150 Espoo
Finland
www.tietoenvy.com