



ÅRSREGNSKAPET FOR REGNSKAPSÅRET 2021 - GENERELL INFORMASJON

Enheten

Organisasjonsnummer: 993 245 453
Organisasjonsform: Aksjeselskap
Foretaksnavn: JEBSEN GROUP AS
Forretningsadresse: Zander Kaaes gate 7
5015 BERGEN

Regnskapsår

Årsregnskapets periode: 01.01.2021 - 31.12.2021

Konsern

Morselskap i konsern: Nei

Regnskapsregler

Regler for små foretak benyttet: Ja
Benyttet ved utarbeidelsen av årsregnskapet til selskapet: Forenklet IFRS

Årsregnskapet fastsatt av kompetent organ

Bekreftet av representant for selskapet: Jan Håvard Faye Vågsholm
Dato for fastsettelse av årsregnskapet: 14.06.2022

Grunnlag for avgivelse

År 2021: Årsregnskapet er elektronisk innlevert
År 2020: Tall er hentet fra elektronisk innlevert årsregnskap fra 2021

Det er ikke krav til at årsregnskapet m.v. som sendes til Regnskapsregisteret er undertegnet. Kontrollen på at dette er utført ligger hos revisor/enhetens øverste organ. Sikkerheten ivaretas ved at innsender har rolle/rettighet for innsending av årsregnskapet via Altinn, og ved at det bekreftes at årsregnskapet er fastsatt av kompetent organ.

Brønnøysundregistrene, 30.06.2022



Resultatregnskap

Beløp i: USD	Note	2021	2020
RESULTATREGNSKAP			
Inntekter			
Vessel operating income	4	1 475 000	4 779 000
Other operating income	4	2 315 000	
Sum inntekter		3 790 000	4 779 000
Kostnader			
Avskrivning på varige driftsmidler og immaterielle eiendeler	8	697 000	1 058 000
Nedskrivning av varige driftsmidler og immaterielle eiendeler	8		2 700 000
Vessel related expenses	3,5,10	2 554 000	1 918 000
General and administrative expenses	3,6,7	230 000	141 000
Sum kostnader		3 481 000	5 817 000
Driftsresultat		309 000	-1 038 000
Finansinntekter og finanskostnader			
Annen finansinntekt	9	2 000	10 000
Sum finansinntekter		2 000	10 000
Rentekostnad til foretak i samme konsern	3	460 000	423 000
Annen finanskostnad	9		11 000
Sum finanskostnader		460 000	434 000
Netto finans		-458 000	-424 000
Ordinært resultat før skattekostnad		-149 000	-1 462 000
Skattekostnad på ordinært resultat	10	-893 000	638 000
Ordinært resultat etter skattekostnad		744 000	-2 100 000
Årsresultat		744 000	-2 100 000
Overføringer og disponeringer			
Overføringer til/fra annen egenkapital		744 000	-2 100 000
Sum overføringer og disponeringer		744 000	-2 100 000



Balanse

Beløp i: USD	Note	2021	2020
BALANSE - EIENDELER			
Anleggsmidler			
Immaterielle eiendeler			
Utsatt skattefordel	10	662 000	
Sum immaterielle eiendeler		662 000	
Varige driftsmidler			
Skip, rigger, fly og lignende	8		11 742 000
Sum varige driftsmidler			11 742 000
Sum anleggsmidler		662 000	11 742 000
Omløpsmidler			
Varer			
Varer	11		53 000
Sum varer			53 000
Fordringer			
Kundefordringer	12	106 000	241 000
Andre fordringer	13	176 000	424 000
Konsernfordringer	3	3 000 000	
Sum fordringer		3 282 000	665 000
Bankinnskudd, kontanter og lignende			
Bankinnskudd, kontanter og lignende	14	1 637 000	8 000
Sum bankinnskudd, kontanter og lignende		1 637 000	8 000
Sum omløpsmidler		4 919 000	726 000
SUM EIENDELER		5 581 000	12 468 000

BALANSE - EGENKAPITAL OG GJELD

Egenkapital

Innskutt egenkapital



Balanse

Beløp i: USD	Note	2021	2020
Selskapskapital	15	11 000	11 000
Sum innskutt egenkapital		11 000	11 000
Opptjent egenkapital			
Annen egenkapital		204 000	-2 105 000
Sum opptjent egenkapital		204 000	-2 105 000
Sum egenkapital		215 000	-2 094 000
Gjeld			
Langsiktig gjeld			
Utsatt skatt	10		636 000
Sum avsetninger for forpliktelser			636 000
Annen langsiktig gjeld			
Langsiktig konserngjeld	3,16		13 420 000
Sum annen langsiktig gjeld			13 420 000
Sum langsiktig gjeld		0	14 056 000
Kortsiktig gjeld			
Leverandørgjeld			200 000
Kortsiktig konserngjeld	3	5 157 000	
Annen kortsiktig gjeld	17	209 000	306 000
Sum kortsiktig gjeld		5 366 000	506 000
Sum gjeld		5 366 000	14 562 000
SUM EGENKAPITAL OG GJELD		5 581 000	12 468 000



Brønnøysundregistrene

ÅRSREGNSKAP FOR REGNSKAPSÅRET 2021 - GENERELL INFORMASJON

Journalnummer: 2022 532894

Enheten

Organisasjonsnummer: 993 245 453
Organisasjonsform: Aksjeselskap
Foretaksnavn: JEBSEN GROUP AS
Forretningsadresse: Zander Kaaes gate 7
5015 BERGEN

Regnskapsår

Årsregnskapets periode: 01.01.2021 - 31.12.2021

Konsern

Morselskap i konsern: Nei

Regnskapsregler

Regler for små foretak benyttet: Ja
Benyttet ved utarbeidelsen av
årsregnskapet til selskapet: Forenklet IFRS

Årsregnskapet fastsatt av kompetent organ

Bekreftet av representant for selskapet: Jan Håvard Faye Vågsholm
Dato for fastsettelse av årsregnskapet: 14.06.2022

Grunnlag for avgivelse

År 2021: Årsregnskap er elektronisk innlevert.
År 2020: Tall er hentet fra elektronisk innlevert årsregnskap fra 2021.

Det er ikke krav til at årsregnskapet m.v. som sendes til Regnskapsregisteret er undertegnet. Kontrollen på at dette er utført ligger hos revisor/enhetens øverste organ. Sikkerheten ivaretas ved at innsender har rolle/rettighet for innsending av årsregnskapet via Altinn, og ved at det bekreftes at årsregnskapet er fastsatt av kompetent organ.

Brønnøysundregistrene, 29.06.2022



Organisasjonsnr: 993 245 453
JEBSEN GROUP AS

RESULTATREGNSKAP

Beløp i: USD	Note	2021	2020
RESULTATREGNSKAP			
Inntekter			
Vessel operating income	4	1 475 000	4 779 000
Other operating income	4	2 315 000	
Sum inntekter		3 790 000	4 779 000
Kostnader			
Avskrivning på varige driftsmidler og immaterielle eiendeler	8	697 000	1 058 000
Nedskrivning av varige driftsmidler og immaterielle eiendeler	8		2 700 000
Vessel related expenses	3,5,10	2 554 000	1 918 000
General and administrative expenses	3,6,7	230 000	141 000
Sum kostnader		3 481 000	5 817 000
Driftsresultat		309 000	-1 038 000
Finansinntekter og finanskostnader			
Annen finansinntekt	9	2 000	10 000
Sum finansinntekter		2 000	10 000
Rentekostnad til foretak i samme konsern	3	460 000	423 000
Annen finanskostnad	9		11 000
Sum finanskostnader		460 000	434 000
Netto finans		-458 000	-424 000
Ordinært resultat før skattekostnad			
Skattekostnad på ordinært resultat	10	-893 000	638 000
Ordinært resultat etter skattekostnad		744 000	-2 100 000
Årsresultat		744 000	-2 100 000
Overføringer og disponeringer			
Overføringer til/fra annen egenkapital		744 000	-2 100 000
Sum overføringer og disponeringer		744 000	-2 100 000



Organisasjonsnr: 993 245 453
JEBSEN GROUP AS

BALANSE

Beløp i: USD Note 2021 2020

BALANSE - EIENDELER

Anleggsmidler			
Immaterielle eiendeler			
Utsatt skattefordel	10	662 000	
Sum immaterielle eiendeler		662 000	
Varige driftsmidler			
Skip, rigger, fly og lignende	8		11 742 000
Sum varige driftsmidler			11 742 000
Sum anleggsmidler		662 000	11 742 000
Omløpsmidler			
Varer			
Varer	11		53 000
Sum varer			53 000
Fordringer			
Kundefordringer	12	106 000	241 000
Andre fordringer	13	176 000	424 000
Konsernfordringer	3	3 000 000	
Sum fordringer		3 282 000	665 000
Bankinnskudd, kontanter og lignende			
Bankinnskudd, kontanter og lignende	14	1 637 000	8 000
Sum bankinnskudd, kontanter og lignende		1 637 000	8 000
Sum omløpsmidler		4 919 000	726 000
SUM EIENDELER		5 581 000	12 468 000

BALANSE - EGENKAPITAL OG GJELD

Egenkapital			
Innskutt egenkapital			
Selskapskapital	15	11 000	11 000
Sum innskutt egenkapital		11 000	11 000
Opptjent egenkapital			
Annen egenkapital		204 000	-2 105 000
Sum opptjent egenkapital		204 000	-2 105 000
Sum egenkapital		215 000	-2 094 000



Gjeld		
Langsiktig gjeld		
Utsatt skatt	10	636 000
Sum avsetninger for forpliktelseser		636 000
Annen langsiktig gjeld		
Langsiktig konserngjeld	3,16	13 420 000
Sum annen langsiktig gjeld		13 420 000
Sum langsiktig gjeld	0	14 056 000
Kortsiktig gjeld		
Leverandørgjeld		200 000
Kortsiktig konserngjeld	3	5 157 000
Annen kortsiktig gjeld	17	306 000
Sum kortsiktig gjeld		5 366 000
Sum gjeld	5 366 000	14 562 000
SUM EGENKAPITAL OG GJELD	5 581 000	12 468 000



Organisasjonsnr: 993 245 453
JEBSEN GROUP AS

NOTEOPPLYSNINGER - SELSKAP - alle poster oppgitt i hele tall

Note

Antall årsverk i regnskapsåret
0.00

Sum Beløp

Balanseført verdi 31.12. Varige driftsmidler Immaterielle eiend.

Konsernregnskap

Morselskapet sitt navn

Forretningskontor for morselskapet

Begrunnelse for at datterselskap er utelatt fra konsolideringen

Samlet beløp - tilknyttet selskap Årets Fjorårets

Samlet beløp - foretak i samme konsern Årets Fjorårets

Samlet beløp - foretak i samme konsern Årets Fjorårets

Samlet beløp - felles kontrollert virksomhet Årets Fjorårets

Pantstillelse Beløp

Beholdning av egne aksjer Antall Pålydende Andel av aksjek.



To the General Meeting of Jebsen Group AS

Independent Auditor's Report

Opinion

We have audited the financial statements of Jebsen Group AS (the Company), which comprise the balance sheet as at 31 December 2021, the income statement, statement of comprehensive income, statement of changes in equity and statement of cash flows for the year then ended, and notes to the financial statements, including a summary of significant accounting policies.

In our opinion

- the financial statements comply with applicable statutory requirements, and
- the financial statements give a true and fair view of the financial position of the Company as at 31 December 2021, and its financial performance and its cash flows for the year then ended in accordance with simplified application of international accounting standards according to section 3-9 of the Norwegian Accounting Act.

Basis for Opinion

We conducted our audit in accordance with International Standards on Auditing (ISAs). Our responsibilities under those standards are further described in the *Auditor's Responsibilities for the Audit of the Financial Statements* section of our report. We are independent of the Company as required by laws and regulations and the International Ethics Standards Board for Accountants' International Code of Ethics for Professional Accountants (including International Independence Standards) (IESBA Code), and we have fulfilled our other ethical responsibilities in accordance with these requirements. We believe that the audit evidence we have obtained is sufficient and appropriate to provide a basis for our opinion.

Responsibilities of the Board of Directors for the Financial Statements

The Board of Directors (management) is responsible for the preparation of financial statements that give a true and fair view in accordance with simplified application of International Accounting Standards according to the Norwegian Accounting Act section 3-9, and for such internal control as management determines is necessary to enable the preparation of financial statements that are free from material misstatement, whether due to fraud or error.

In preparing the financial statements, management is responsible for assessing the Company's ability to continue as a going concern, disclosing, as applicable, matters related to going concern and using the going concern basis of accounting unless management either intends to liquidate the Company or to cease operations, or has no realistic alternative but to do so.

PricewaterhouseCoopers AS, Sandviksbodene 2A, Postboks 3984 - Sandviken, NO-5835 Bergen
T: 02316, org. no.: 987 009 713 MVA, www.pwc.no
Statsautoriserte revisorer, medlemmer av Den norske Revisorforening og autorisert regnskapsførerselskap



Independent Auditor's Report - Jebsen Group AS



Auditor's Responsibilities for the Audit of the Financial Statements

Our objectives are to obtain reasonable assurance about whether the financial statements as a whole are free from material misstatement, whether due to fraud or error, and to issue an auditor's report that includes our opinion. Reasonable assurance is a high level of assurance, but is not a guarantee that an audit conducted in accordance with ISAs will always detect a material misstatement when it exists. Misstatements can arise from fraud or error and are considered material if, individually or in aggregate, they could reasonably be expected to influence the economic decisions of users taken on the basis of these financial statements.

For further description of Auditor's Responsibilities for the Audit of the Financial Statements reference is made to <https://revisorforeningen.no/revisjonsberetninger>

Bergen, 7 March 2022
PricewaterhouseCoopers AS

Fredrik Gabrielsen
State Authorised Public Accountant

(This document is signed electronically)

(2)



 Securely signed with Brevio

Revisjonsberetning

Signers:

Name	Method	Date
Gabrielsen, Fredrik	BANKID_MOBILE	2022-03-16 08:28

This document package contains:

- Closing page (this page)
- The original document(s)
- The electronic signatures. These are not visible in the document, but are electronically integrated.



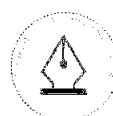
This file is sealed with a digital signature.
The seal is a guarantee for the authenticity
of the document.



JEBSEN GROUP AS

STATEMENT OF CASH FLOWS

		31 December 2021	31 December 2020
	Notes	USD 000	USD 000
Cash flows from operating activities:			
Net income/(loss) before tax.....		- 149	-1 462
Depreciation and amortisation.....	8	697	1 058
Impairment losses.....	8	0	2 700
Changes in inventories.....	11	53	- 53
Changes in trade debtors.....		135	- 241
Changes in trade creditors.....		- 200	200
Changes in other current assets/liabilities.....	12, 16	150	- 117
Net cash provided by operating activities.....		<u>686</u>	<u>2 083</u>
Cash flows from investing activities:			
Investments in tangible assets.....	3, 16	0	-15 500
Sale of non-current assets.....	8	11 045	0
Net cash provided by/(used in) investing activities.....		<u>11 045</u>	<u>-15 500</u>
Cash flows from financing activities:			
Loans from group companies.....	3	-10 103	13 420
Net cash provided by/(used in) financing activities.....		<u>-10 103</u>	<u>13 420</u>
Net increase/(decrease) in cash and cash equivalents.....		1 629	3
Cash and cash equivalents at beginning of year.....	13	8	5
Cash and cash equivalents at end of year.....	13	<u>1 637</u>	<u>8</u>



This file is sealed with a digital signature.
The seal is a guarantee for the authenticity
of the document.

Document ID:
F57400D09F9249D89C41BD81D1A49D50



Skatteetaten

Jebsen Group AS
Postboks 423, Marken
5832 BERGEN

Vår dato 09.12.2020	Din/Deres dato 12.11.2020	Saksbehandler Nazish Fatima Mohammad
800 80 000 Skatteetaten.no	Din/Deres referanse	Telefon 90151930
Org.nr 974761076	Vår referanse 2020/6146899	Postadresse Postboks 9200 Grønland 0134 OSLO

U.off. offl. § 13, sktfl. § 3-1

Dispensasjon fra kravet om utarbeidelse av årsregnskap og årsberetning på norsk språk

Vi viser til deres brev av 12. november 2020 hvor dere søker om dispensasjon fra kravet om utarbeidelse av årsregnskap og årsberetning på norsk språk for Jebsen Group AS (org.nr 993 245 453).

Skattekontoret gir på bakgrunn av en konkret helhetsvurdering de ovennevnte selskap dispensasjon fra kravet til å utarbeide årsregnskap og årsberetning på norsk, jf. regnskapsloven § 3-4 tredje ledd.

Dispensasjonen forutsetter at engelsk språk benyttes i stedet ved utarbeidelsen, og at øvrige opplysninger som vedtaket baserer seg på, heller ikke endres vesentlig.

Kopi av dette brevet må sendes Regnskapsregisteret i Brønnøysund sammen med årsregnskapet. Det påligger den regnskapspliktige å dokumentere ved dette brev at tillatelsen er gitt.

Bakgrunn

Kristian Gerhard Jebsen Skipsrederi AS er et internasjonalt konsern som har som hovedbeskjeftigelse å eie og drive skip herunder utføre administrative oppgaver som befraktning, operasjon og teknisk drift.

Konsernet er av internasjonal karakter innenfor skipsfart og dette innebærer at selskapet må utarbeide engelsk versjon av konsernregnskapet samt for en rekke tilhørende datterselskaper for å tilfredsstille kravene til sine bankforbindelser, kunder, leverandører etc. Det er tidligere gitt dispensasjon fra kravet om utarbeidelse av årsregnskap på norsk for Kristian Gerhard Jebsen Skipsrederi AS med datter- og datterselskaper, se saksnr. 2011/1133256, og 2019/6336142. I tidligere søknader er det også opplyst om at arbeidsspråket er engelsk.

Jebsen Group AS (org.nr 993 245 453) er 100% eid av SKS Tankers Holding AS (993 452 009) som er eid 100% av Kristian Gerhard Jebsen Skipsrederi AS.

Skattekontorets vurdering

Etter regnskapsloven § 3-4 tredje ledd skal *”årsregnskapet og årsberetningen ... være på norsk. Departementet kan ved ... enkeltvedtak bestemme at årsregnskapet og/eller årsberetningen kan være på et annet språk.”*



I Ot. prp. nr. 42 (1997-1998) Om lov om årsregnskap mv., er det uttalt følgende om regnskapslovens formål, jf. pkt. 1.1:

”Regjeringen har som siktemål at regnskapsloven skal bidra til informative regnskaper for ulike grupper av regnskapsbrukere. Regnskapsbrukerne er dels investorer og kreditorer som tilfører kapital til foretakene, og dels andre grupper som har interesse av å vite hvordan foretaket drives, f.eks. de ansatte og lokalsamfunnet. Informasjonen til kapitalmarkedet skal gi grunnlag for riktig prising av finansielle objekter. Riktig prisdannelse på aksjer er en forutsetning for at ressursbruken i samfunnsøkonomien skal bli best mulig. Gode regnskaper vil også gjøre det vanskeligere for markedsdeltakere å ta ut spekulasjonsgevinster med basis i skjevt fordelt informasjon.”

Det fremgår således at et av hovedformålene med regnskapsloven er å bidra til “informative regnskaper for ulike grupper av regnskapsbrukere”. Regnskapsbrukere vil omfatte, jf. uttalelsen i proposisjonen, blant andre investorer, kreditorer, ansatte, kunder og lokalsamfunnet.

Det er etter skattekontorets vurdering derfor avgjørende ved vurdering av om dispensasjon fra kravet til å utarbeide årsregnskap og/eller årsberetning på norsk, at det ikke foreligger mulige brukere av regnskapsinformasjon som blir vesentlig berørt negativt ved en eventuell dispensasjon.

Som nevnt ovenfor er det særlig hensynet til brukerne av regnskapsinformasjon som skal vurderes ved en dispensasjonssøknad. I denne vurderingen har skattekontoret lagt vekt på at konsernet er av internasjonal karakter innenfor skipsfart og at dette innbefatter at selskapet må utarbeide engelsk versjon av konsernregnskapet samt for en rekke tilhørende datterselskaper for å tilfredsstille kravene til sine bankforbindelser, kunder, leverandører etc. Det er i dette vedtaket lagt vekt på at konsernets arbeidsspråk er engelsk.

Vennligst oppgi vår referanse ved henvendelse i saken.

Med hilsen

Inger Mette Dahler
underdirektør
Innsats, storbedrift
Skatteetaten

Nazish Fatima Mohammad

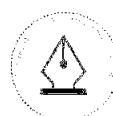
Dokumentet er elektronisk godkjent og har derfor ikke håndskrevne signaturer.



JEBSEN GROUP AS

STATEMENT OF CHANGES IN EQUITY

	Share capital USD 000	Other equity USD 000	Total equity USD 000
Equity at 31.12.2020.....	11	-2 105	-2 093
Net income/(loss) 2021.....	0	744	744
Group contribution.....	0	3 000	3 000
Group contribution.....	0	-1 435	-1 435
Equity at 31.12.2021.....	11	204	215



This file is sealed with a digital signature.
The seal is a guarantee for the authenticity
of the document.

Document ID:
F57400D09F9249D89C41BD81D1A49D50



JEBSEN GROUP AS

NOTES TO THE FINANCIAL STATEMENTS

1. General information

Jebsen Group AS (the "Company") is fully owned by SKS Tankers Holding AS ("SKH"), a subsidiary of Kristian Gerhard Jebsen Skipsrederi AS ("KGJS"). KGJS presents consolidated financial statements, which include the financial statements of the Company. The Company is located in Bergen, Norway.

The Company sold its combination carrier of 121 000 dwt. (SKS M-class) in November 2021. The vessel was purchased from a related party in March 2020. The vessel was commercially operated by the related pool entity SKS Pool AS ("Pool Company") part of 2021. Commercial and administrative services are provided by KGJS. Technical management of the vessel was provided by OSM Bergen Tank AS.

2. Accounting principles

a. Basis of preparation

The Company prepares its financial statements according to "Simplified International Financial Reporting Standards" (IFRS) as dealt with in The Norwegian Accounting Act and Regulations dated 18 December 2020. This principally implies that all calculations and measurement methods are carried out in accordance with IFRS, while presentation and notes follows the Norwegian Accounting Act and Norwegian GAAP. The Company employs the simplifying rules relating to dividends and group contributions as regulated in The Norwegian Accounting Act.

The accounting year equals the calendar year and the items of the income statement are classified by their nature.

b. Changes in accounting principles and errors

The impact of changes in accounting principles and correction of significant errors in previous annual accounts are reported directly to equity. Comparative figures are revised accordingly.

c. Currency

The financial statements are presented in US Dollars (USD) as the Company operates in an international market where the functional currency is USD. Transactions in non-USD currencies are recorded at the exchange rate on the date of the transaction. Monetary items and debt in non-USD currencies are converted to USD at the rate of exchange prevailing at the reporting date. Currency gains and losses are recognised in the income statement classified as financial items.

d. Use of estimates

The preparation of financial statements requires management to make estimates and assumptions that affect the reported amounts of assets and liabilities and disclosure of contingent assets and liabilities at the reporting date and the reported amounts of revenue and expenses during the reporting period. Management bases its estimates and judgments on historical experience and on various other factors that are believed to be reasonable. Accounting estimates are employed in the financial statements to determine reported amounts, including the useful life and disposal value of vessels. Actual results could differ from those estimates.

e. Classification of assets and liabilities

Assets are classified as current assets when:

- the asset is expected to be disposed of or consumed within 12 months of the reporting date
- the asset is held for trading
- the asset is cash or cash equivalents, except for items having restrictions to be exchanged within 12 months of the reporting date.

All other assets are classified as non-current assets.

5



This file is sealed with a digital signature.
The seal is a guarantee for the authenticity
of the document.

Document ID:
F57400D09F9249D89C41BD81D1A49D50



JEBSEN GROUP AS

NOTES TO THE FINANCIAL STATEMENTS

Liabilities are classified as current liabilities when:

- the liability is expected to be settled within 12 months of the reporting date
- the liability is held for trading
- the Company does not have an unconditional right to postpone settlement of the liability until at least 12 months after the reporting date.

All other liabilities are classified as non-current liabilities.

f. Segments

A business segment provides services that are subject to risks and returns that are different from those of other business segments.

The Company's primary reporting format is based on the Company's internal reporting which has one segment.

The Company's management does not evaluate performance by geographical region as the ships sail on a worldwide basis.

g. Revenue recognition

Revenue from contracts with customers is recognised when control of the goods or services are transferred to the customer at an amount that reflects the consideration to which the Company expects to be entitled in exchange for those goods or services. The Company has generally concluded that it is the principal in its revenue arrangements, because it typically controls the goods or services before transferring them to the customer.

Operating income consist of freight, charter hire, other operating related income and the Company's share of the Pool net revenue (PNR) for the corresponding periods from the Pool company. Freight is recognised based on the "load to discharge" method. Freight and related voyage expenses not completed at the reporting date are recognised based on the basis of the proportion of the voyage completed at the end of the reporting date. Voyage related expenses from discharge to load is considered as cost to fulfil a contract and recognised in the balance sheet if a related contract is signed before the reporting date. If no contract is signed before the reporting date the voyage related expenses are recognised in the income statement. Charter hire is recognised over the term of the contract as the service is provided. Revenues and voyage expenses of the vessels in the Pool company are pooled and the resulting PNR, calculated on a time-charter equivalent basis, are allocated to pool participants according to an agreed formula. Formulas used to allocate PNR to pool participants are based on the number of days a vessel operates in the Pool with weighting adjustments made to reflect vessels' differing earnings capacities. Any cargo and voyage related loss contingencies are, as soon as expected, recorded in the Pool's net revenue. The distribution of the PNR to the vessel owners are described further in note 3b.

Interest income is recorded in the income statement during the period in which it is earned.

Group contributions are recorded as appropriations in the same year as it is proposed.

h. Taxes

The current income tax charge is calculated on the basis of the tax laws enacted or principally enacted at the reporting date. Management periodically evaluates the tax positions with respect to situations in which applicable tax regulations are subject to interpretation and on this basis establishes provisions for payable tax amounts.

Deferred income tax is provided for all temporary variances arising between the tax bases of assets and liabilities compared to the carrying amounts in the financial statements. Deferred income tax is determined using tax rates that have been enacted or substantially enacted by the reporting date and are expected to apply when the related deferred income tax asset is realised or the deferred income tax liability is settled.

6



This file is sealed with a digital signature.
The seal is a guarantee for the authenticity
of the document.

Document ID:
F57400D09F9249D89C41BD81D1A49D50



JEBSEN GROUP AS

NOTES TO THE FINANCIAL STATEMENTS

Deferred income tax assets are recognised to the extent that it is probable that future taxable profit will be available against which the temporary variances can be utilised.

Both payable tax and deferred tax are recognised directly in equity, to the extent they relate to items recognised directly in equity. In cases where the equity transaction is considered a distribution and the source of the distribution is earlier years' net profit, the tax effect of the distribution should be recognised as tax expense in the year in which the distribution is recognised.

i. Tangible assets

Tangible assets are stated at historical cost less accumulated depreciation and any impairment losses. Historical cost includes purchase price, capitalised interest and other expenses directly related to the investment.

Vessels residual value, which generally arises at the end of their useful life, is estimated based on the current estimated demolition value. Vessels residual value and useful life are assessed on an annual basis and changes will affect future depreciation cost.

Depreciation of assets is calculated using the straight-line method based on their estimated useful lives and residual values. Any component of a tangible asset that is significant to the total cost of the assets is depreciated separately over their estimated useful lives. Components with similar useful lives are included as a single component. Vessels book values are divided into two components; vessels and periodic maintenance.

Vessels are considered to have a total useful life of 25 years. Periodic maintenance costs are amortised over the period until the next periodic maintenance. The periodic maintenance occur with intervals of either 30 months or 60 months dependant on survey and vessels condition. Day-to-day repairs and maintenance cost are charged to the income statement during the period incurred. The costs of major renovations and periodic maintenance are included in the asset's carrying amount when it is probable the Company will derive future economic benefits in excess of the originally assessed standard performance of the assets. At the time of investment in a new vessel, a portion of the purchase price is defined as periodic maintenance and depreciated as other periodic maintenance.

A vessel's useful life is reviewed annually and where new estimate vary from previous estimate depreciation is adjusted accordingly.

When vessels are sold or disposed of, any gain or loss from the disposal is reported in the income statement. Profit or loss equals the variance between sales price and book value less any sales expenses.

j. Impairment of assets

Assets that are subject to depreciation are reviewed for impairment at each reporting date, or when events or changes in circumstances indicate that the carrying amount may not be recoverable. An impairment loss is recognised for the amount by which the asset's carrying amount exceeds its recoverable amount. The recoverable amount is the higher of an asset's fair value less costs to sell and value in use.

Fair value reduced by estimated sale costs is made up of an attainable sale price less expenses to an independent third party. The recoverable amount is calculated for each cash-generating unit (CGU).

The Company's one product carrier is categorised as one CGU.

Non-financial assets that suffered impairment are reviewed for possible reversal of the impairment at each reporting date. Impairment losses which are reported in previous years' income statement are reversed when succeeding events indicates that the cause of the write down is no longer valid. The reversal is classified in income statement as an impairment reversal. The increased carrying amount of

7



This file is sealed with a digital signature.
The seal is a guarantee for the authenticity
of the document.

Document ID:
F57400D09F9249D89C41BD81D1A49D50



JEBSEN GROUP AS

NOTES TO THE FINANCIAL STATEMENTS

an asset attributable to a reversal of an impairment loss shall not exceed the carrying amount that would have been determined (net of depreciation) had no impairment loss been recognised for the asset in prior years.

k. Financial instruments

A financial instrument is any contract that gives rise to a financial asset of one entity and a financial liability or equity instrument of another entity.

Financial assets

The Company's financial assets are: trade receivables and cash and cash equivalents. The classification of financial assets at initial recognition depends on the financial asset's contractual cash flow characteristics and the Company's business model for managing them. With the exception of trade receivables that do not contain a significant financing component, the Company initially measures a financial asset at its fair value plus transaction costs.

The Company classifies its financial assets in four categories:

- Financial assets at amortised cost
- Financial assets at fair value through other comprehensive income
- Equity instruments at fair value through other comprehensive income
- Derivatives at fair value through income statement

Financial assets at amortised cost

The Company measures financial assets at amortised cost if both of the following conditions are met:

- The financial asset is held with the objective to collect contractual cash flows and,
- The contractual terms of the financial asset give rise to cash flows as payments of principal and interest on the principal amount outstanding

Financial assets at amortised cost are subsequently measured using the effective interest method and are subject to impairment. Gains and losses are recognised in income statement when the asset is derecognised, modified or impaired.

The Company's financial assets at amortised cost includes trade receivables and other current deposit. Trade receivables that do not contain a significant financing component are measured at the transaction price, ref note 2 m.

Financial assets at fair value through other comprehensive income

The Company measures debt instruments at fair value through other comprehensive income if both of the following conditions are met:

- The financial asset is held with the objective of both collecting contractual cash flows and selling, and,
- The contractual terms of the financial asset give rise to cash flows as payments of principal and interest on the principal amount outstanding

For debt instruments at fair value through other comprehensive income, interest income, foreign exchange revaluation and impairment losses/reversals are recognised in the income statement and computed in the same manner as for financial assets measured at amortised cost. The remaining fair value changes are recognised in other comprehensive income. Upon derecognition, the cumulative fair value change recognised in other comprehensive income is reclassified to income statement.

The Company currently holds no investments in quoted instruments which would classify under this category.

8



This file is sealed with a digital signature.
The seal is a guarantee for the authenticity
of the document.

Document ID:
F57400D09F9249D89C41BD81D1A49D50



JEBSEN GROUP AS

NOTES TO THE FINANCIAL STATEMENTS

Equity instruments at fair value through other comprehensive income

Upon initial recognition, the Company can elect to classify irrevocably its equity investments as equity instruments designated at fair value through other comprehensive income when they meet the definition of equity under IAS 32 Financial Instruments. The classification is determined on an instrument-by-instrument basis.

Gains and losses on these financial assets are never reclassified to income statement.

Dividends are recognised as other financial income in the income statement when the right to receive payment arise. Dividends representing a recovery of part of the cost of the financial asset are instead recorded as other comprehensive income. Equity instruments designated at fair value through other comprehensive income are not subject to impairment assessment.

The Company currently holds no non-listed equity investments which would classify under this category.

Derivatives at fair value through income statement

Derivatives are recognised in the balance sheet at their fair value. Changes in the fair value are currently recorded in the income statement in the period in which the change in fair value occurs. Classification depends on the nature of the derivative.

The Company currently holds no derivatives which would classify under this category.

Derecognition of financial assets

A financial asset or a part of a financial asset/group of similar financial assets is derecognised when:

- The right to receive cash flows from the asset have expired, or
- The Company has transferred its rights or has assumed an obligation to pay the received cash flows in full to a third party; and either
 - I. the Company has transferred substantially all the risks and rewards of the asset, or
 - II. the Company has transferred control of the asset

Financial liabilities

Financial liabilities are classified, at initial recognition, as loans and borrowings, payables or as derivatives. Derivatives are recognised initially at fair value. Loans, borrowings and payables are recognised at fair value net of directly attributable transaction costs.

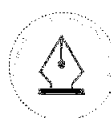
Derivatives are financial liabilities when the fair value is negative, accounted for similarly as derivatives as assets.

Interest-bearing loans and borrowings are subsequently measured at amortised cost using the effective interest rate method if this is considered to be significant. Gains and losses are recognised in income statement when the liabilities are derecognised. Amortised cost is calculated by taking into account any discount or premium on acquisition and fees or costs that are an integral part of the effective interest rate method. The effective interest rate amortisation is included as finance costs in the income statement.

Derecognition of financial liabilities

A financial liability is derecognised when the obligation under the liability is discharged or cancelled or expired. When an existing financial liability is replaced by another from the same lender on substantially different terms, or the terms of an existing liability are substantially modified, such an exchange or modification is treated as derecognition of the original liability and recognition of a new liability. The difference in the respective carrying amounts is recognised in the income statement.

9



This file is sealed with a digital signature.
The seal is a guarantee for the authenticity
of the document.

Document ID:
F57400D09F9249D89C41BD81D1A49D50



JEBSEN GROUP AS

NOTES TO THE FINANCIAL STATEMENTS

Impairment of financial assets

The Company recognises an allowance for expected credit losses (ECL) for all instruments not held at fair value. If there is no substantial increase in credit risk since initial recognition, the ECLs are provided for credit losses that result from default events that are possible within the next 12-months. For those credit exposures facing a significant increase in credit risk since initial recognition, a loss allowance is required for credit losses expected over the remaining life of the exposure. Credit losses are based on the difference between the contractual cash flows due in accordance with the contract and all the cash flows that the Company expects to receive, discounted at an approximation of the original effective interest rate. The expected cash flows will include cash flows from the sale of collateral held or other credit enhancements that are integral to the contractual terms.

For trade receivables and contract assets, the Company applies a simplified approach in calculating ECLs. A provision for impairment of trade receivables is established when a loss is expected and indications that the Company will not be able to collect all amounts due in accordance with the original terms of the receivables are identified.

The Company considers a financial asset in default when contractual payments are considerably past due. However, in certain cases, the Company may also consider a financial asset to be in default when internal or external information indicates that the Company is unlikely to receive the outstanding contractual amounts in full before taking into account any credit enhancements held by the Company. A financial asset is written off when there is no reasonable expectation of recovering the contractual cash flows.

Measurement of fair value

Fair value of financial instruments actively traded are valued based on quoted prices for identical instruments. Fair value of financial instruments not actively traded are valued based on models or other valuations methodologies observable for similar instruments.

l. Inventories

Inventories include the vessels' stock of lubrication oils and bunker stocks remaining on board at the end of the reporting period and are stated at the lower of cost or net realisable value. Cost is calculated on a first in first out (FIFO) basis. Net realisable value is based on observable market prices. For vessels on time charter out bunkers are, in most cases, sold and settled with charterers at delivery of the vessels, and repurchased at redelivery.

m. Accounts receivables

Trade receivables are recognised initially at fair value and subsequently measured at amortised cost. The interest factor is ignored if insignificant. A provision for impairment of trade receivables is established when a loss is expected and indications that the Company will not be able to collect all amounts due in accordance with the original terms of the receivables are identified, ref note 2 k.

n. Cash and cash equivalents

Cash and cash equivalents include cash and cash deposits held at banks.

o. Equity

Ordinary shares are classified as equity. Transaction costs related to equity transactions, including any tax effect of the transaction costs, are charged directly to equity.

p. Contingent assets, liabilities and provisions

Contingent liabilities are defined as:

- Possible liabilities resulting from past events, but where its existence relies on future events
- Liabilities which are not accounted for as it is not likely that such liabilities will result in a cash outflow
- Liabilities which cannot be measured reliably.

10



This file is sealed with a digital signature.
The seal is a guarantee for the authenticity
of the document.

Document ID:
F57400D09F9249D89C41BD81D1A49D50



JEBSEN GROUP AS

NOTES TO THE FINANCIAL STATEMENTS

Any major contingent liabilities are disclosed in notes to the accounts. Contingent assets will not be recorded in the accounts, but included as a note if it is likely that the Company will benefit from such assets.

Contingent liabilities and provisions are recognised in the accounts when it is deemed the Company has a lawful obligation that can be measured reliably and it is likely with a more than 50% probability that settlement will take place. Contingent liabilities and provisions are reviewed at each reporting date and adjusted to best estimate. When timing is insignificant, the liability is reported at the estimated cost of release from the liability. Otherwise, when timing is significant for the amount of the liability, the liability is recognised at fair value. Any increase over time in the amount of the liability is reported as interest costs

q. Events after the reporting date

New information about the Company's financial standing at the reporting date is included in the financial statements. Events occurring after the reporting date that have no impact on the Company's financial position at the reporting date, but which have a significant impact on future periods, are presented in notes to the accounts.

r. Statement of cash flows

The statement of cash flows presents the total cash flow divided into operational activities, investment activities and financing activities. The statement is prepared using the indirect model and reflects the individual activities' impact on the cash reserve.

3. Related parties

In the normal course of its business, the Company has carried out a number of transactions with related parties. Related parties comprise principal owners of the Company and companies controlled by those owners, management of the Company and companies in which the Company can exercise significant influence over their management or operating policies.

a. Transactions relating to management services:

KGJS provides the Company with commercial and administrative services and charges management fees. These costs amounted to USD 0.2 mill. in 2021 compared to 0.2 mill. in 2020, recorded in the income statement as general and administrative expenses.

b. Transactions relating to commercial services:

During part of 2021 the vessel was commercially operated by the related pool company SKS Pool AS (the Pool company). SKS Pool AS is fully owned by SKS Tankers Holding AS, a subsidiary of KGJS. The Pool company has entered into a Pool agreement with the Company. In accordance with the agreement, the members of the Pool receives by way of hire a share of the Pool's net revenue (PNR). The PNR is arrived at by calculating the gross revenues for the year minus the expenses, including voyage related expenses and administrative expenses. The Company's share of the PNR is calculated based on the number of days the vessel has been on-hire during the year. The Pool company is obliged, by the Pool agreement, to distribute all its surplus cash, after deducting ordinary working capital, to the members of the Pool on a monthly basis.

The Company's share of the Pool company's PNR, recorded as operating income in the Company's financial statements, amounts to USD 0.6 mill. in 2021.

c. Transactions relating to financial items:

In 2021, the Company sold the vessel purchased from SKS OBO & Tankers AS financed by a sellers credit agreement, ref note 8 and 16. The company paid USD 0.5 mill. in interest expense in 2021, compared to 0.4 mill. in 2020. During 2021 the Company paid instalments of USD 10.8 mill. compared to USD 2.1 mill. in 2020.

11



This file is sealed with a digital signature.
The seal is a guarantee for the authenticity
of the document.

Document ID:
F57400D09F9249D89C41BD81D1A49D50



JEBSEN GROUP AS

NOTES TO THE FINANCIAL STATEMENTS

d. Receivables/payables with related parties:

For the years ended 31 December (in US Dollar thousands)	2021	2020
Current loan to SKS Shipowning III AS	3 000	0
Non-current loans from SKS OBO & Tankers AS	0	-13 420
Current loan from SKS OBO & Tankers AS	-2 600	0
Current loan from SKS Shipowning III AS	-1 840	0
Current loan from SKS Pool AS	- 717	0
Total current related party payables	-2 157	-13 420

Settlement of inter-company balances takes place regularly. Interest is charged based on Nibor/Libor interest rates plus a margin

4. Vessel operating income

For the years ended 31 December (in US Dollar thousands)	2021	2020
Voyage income and time charter hire	878	4 779
The Company's share of PNR	598	0
Profit from sale of non-current assets	2 315	0
Total	3 790	4 779

A geographical split of operating income is not presented as the ships sail on a worldwide basis.

5. Vessel related expenses

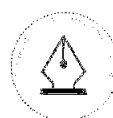
Vessel related expenses include both vessel voyage expenses and vessel operating expenses. Vessel voyage expenses include bunker consumption, port cost and other voyage related expenses. Vessel operating expenses include crewing cost, provisions, maintenance, insurance and management service cost.

6. General and administrative expenses

General and administrative expenses consist of expenses for administrative services delivered by KGJS, lawyers, auditors and others.

For the years ended 31 December (in US Dollar thousands)	2021	2020
Administrative services	225	134
Statutory audit fees	4	4
Other audit services	0	4
Other expenses	1	1
Total	230	142

12



This file is sealed with a digital signature.
The seal is a guarantee for the authenticity
of the document.

Document ID:
F57400D09F9249D89C41BD81D1A49D50



JEBSEN GROUP AS

NOTES TO THE FINANCIAL STATEMENTS

7. Salaries, benefits and number of employees

The Company purchases all of its services from KGJS or its subsidiaries and other vessel managers and agents. Such services are covering both seagoing personnel and all administrative services. As a consequence, the Company has no employees. There is no remuneration to the Company's board members.

8. Tangible assets

Book value of tangible assets recognised in the balance sheet:

For the year ended 31 December 2021	
(in US Dollar thousands)	Vessel
Acquisition cost 01.01.2021	15 500
Additions	- 1 051
Disposals	- 14 449
Acquisition cost 31.12.2021	0
Accumulated depreciation at 01.01.2021	- 1 058
Depreciation for the year	- 697
Depreciation disposals	1 755
Accumulated depreciation at 31.12.2021	0
Accumulated impairment losses at 01.01.2021	- 2 700
Impairment losses disposals	2 700
Accumulated impairment losses at 31.12.2021	0
Net book value 31.12.2021	0

	Vessel
Useful life	25 years
Depreciation method	Straight line

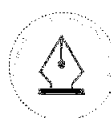
Periodic maintenance cost is included under vessels, depreciated straight line over a period varying from 30 to 60 months.

In the sellers credit agreement related to the purchase of the vessel from SKS OBO & Tankers AS, the seller have the option to purchase the vessel from the Company if they are unable to secure continued employment of the vessel.

During 2021 the Company reviewed its cash-generating units for impairment, ref. note 2 j. An impairment loss should be recognised for the cash-generating unit if the carrying value is higher than the highest of market value and value-in-use calculation. Value-in-use calculations are made in accordance with IAS 36 and are based on the Company's best assumptions of future income and cost as well as discounting rate. Assumptions are associated with uncertainty and other parameters could generate a different value-in-use and a different outcome of the impairment assessment.

Based on the review, the Company made an impairment loss of USD 2.7 mill. in 2021.

13



This file is sealed with a digital signature.
The seal is a guarantee for the authenticity
of the document.

Document ID:
F57400D09F9249D89C41BD81D1A49D50



JEBSEN GROUP AS

NOTES TO THE FINANCIAL STATEMENTS

In 2021, the Company sold the vessel, ref note 3 and 16.

9. Other financial items

For the years ended 31 December (in US Dollar thousands)	2021	2020
Currency gains	7	10
Total financial income	7	10
Currency losses	- 5	- 12
Total financial expenses	- 5	- 12
Net other financial items	2	- 2

10. Taxes

For the years ended 31 December (in US Dollar thousands)	2021	2020
Tax effect of group contribution	405	0
Changes in deferred tax	- 1 298	638
Total tax expense/(income)	- 893	638

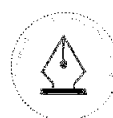
Reconciliation of nominal and effective tax rate:

For the years ended 31 December (in US Dollar thousands)	2021	2020
Net income/(loss) before tax	- 149	- 1 462
Estimated tax expense (22%)	- 33	- 322
Difference between estimated and actual tax expense	- 860	959
Total tax expense/(income)	- 893	638

Specification of differences between estimated and actual tax expense:

For the years ended 31 December (in US Dollar thousands)	2021	2020
Currency transaction and other permanent differences	- 860	959
Total difference between estimated and actual tax expense	- 860	959

Tax calculations are based on financial statements in US Dollars converted to Norwegian Kroner using varying rates of exchange for both balance sheet and income statement. The currency transaction differences arise when converting the Norwegian kroner tax calculation to US Dollars in the specification.



This file is sealed with a digital signature.
The seal is a guarantee for the authenticity
of the document.

Document ID:
F57400D09F9249D89C41BD81D1A49D50



JEBSEN GROUP AS

NOTES TO THE FINANCIAL STATEMENTS

Summary of temporary differences:

For the years ended 31 December (in US Dollar thousands)	2021	2020
Profit & loss account	- 3 008	0
Reassessed profit & loss on currency loans	0	5 026
Non-current assets	0	- 2 134
Net temporary differences	- 3 008	2 892
Taxable deficit	0	- 1
Total basis for deferred tax(+)/tax assets(-)	- 3 008	2 891

For the years ended 31 December (in US Dollar thousands)	2021	2020
Deferred tax(+)/ tax assets (-)	- 662	636
Changes in deferred tax(+)/ tax assets (-)	- 1 298	638

Payable tax:

For the years ended 31 December (in US Dollar thousands)	2021	2020
Payable tax – ordinary taxation	405	0
Group contribution- tax effect	- 405	0
Total	0	0

11. Inventories

Inventories comprise mainly of vessels' stock of bunkers and lubrication oils. See note 2 I.

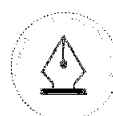
12. Trade receivables

Trade receivable represents a wide range of customers within the various segments. Credits are granted to customers in the normal course of business. The Company regularly reviews its accounts receivable and makes allowances for un-collectable receivables, ref note 2 m. The allowances are based on the age of the unpaid balance, information about customers financial condition, any disputed items and other relevant information.

13. Other current assets

For the years ended 31 December (in US Dollar thousands)	2021	2020
Prepaid expenses	0	200
Other receivables	176	223
Total	176	423

15



This file is sealed with a digital signature.
The seal is a guarantee for the authenticity
of the document.

Document ID:
F57400D09F9249D89C41BD81D1A49D50



JEBSEN GROUP AS

NOTES TO THE FINANCIAL STATEMENTS

14. Cash and cash equivalents

For the years ended 31 December		
(in US Dollar thousands)	2021	2020
Cash in bank	1 637	8
Total	1 637	8

15. Share capital and shareholder information

At 31 December 2021 the share capital of the Company consists of one class of 1 000 ordinary shares at NOK 100 each.

Ownership structure	Number of shares	Share of ownership	Voting rights
SKS Tankers Holding AS.....	1 000	100.0%	100.0%

16. Non-current loans from group companies

For the years ended 31 December		
(in US Dollar thousands)	2021	2020
Loans from group companies - SKS OBO & Tankers AS.....	0	13 420
Total	0	13 420

Interest is charged based on Nibor/Libor interest rates plus a margin.

In 2021, the Company sold the vessel purchased from SKS OBO & Tankers AS financed by a sellers credit agreement, ref note 3 and 8. During 2021 the Company paid instalments of USD 10.8 mill. compared to USD 2.1 mill. in 2020. Remaining balance is classified as current liability as settlement is expected to find place during 2022.

17. Other current liabilities

For the years ended 31 December		
(in US Dollar thousands)	2021	2020
Accrued interest expenses	0	41
Accrued vessels related expenses	201	263
Other accruals	7	2
Total	208	306

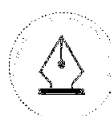
18. Risk management and other hedging activities

Risk management

a. Credit risk

The Company is exposed to credit risk in the event of failure of counter-parties to meet their obligations under a trading transaction. The Company's theoretical risk is the cost of replacement at current market prices of such transactions in the event of default by counter-parties. However, counter-parties are established with high credit ratings, and management believes that the possibility of non-performance by the counter-parties is

16



This file is sealed with a digital signature.
The seal is a guarantee for the authenticity
of the document.

Document ID:
F57400D09F9249D89C41BD81D1A49D50



JEBSEN GROUP AS

NOTES TO THE FINANCIAL STATEMENTS

remote. The Company therefore regards its maximum exposure to credit risk as being the carrying amount of receivables and other current assets. No collateral is held as security against receivables, none of which are considered to be impaired. The Company does not believe it is exposed to any material concentrations of credit-risk.

b. Liquidity risk

The Company's strategy is to have adequate liquid assets either in form of cash and/or available credit facilities at all times.

c. Market risk

Market risk comprises interest rate- and currency risk, and other price risks. The Company has no financial derivatives of which the fair value would fluctuate because of changes in other prices.

d. Interest rate risk

The Company is exposed to interest rate risk for debt with floating interest rates.

e. Currency risk

The Company incurs operating expenses in Norwegian Kroner. At the reporting date the Company has no non-current monetary asset or liabilities in non-USD currencies.

f. Other risks

The Company is exposed to general freight and bunker price fluctuations for its vessel. To reduce such risks the Company may enter into bunker derivatives to hedge against fluctuations in the results for Contracts of Affreightments without World Scale compensation. The Company may also enter into forward freight agreements to mitigate the risks of the fluctuating freight market. Gains or losses associated with such instruments are currently recorded as operating income/(expenses).

Financial derivatives and hedging

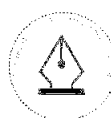
At 31 December, 2021 and 2020 the Company has neither financial derivatives nor hedging contracts.

19. Contingencies

The Company maintains insurance coverage for its activities consistent with industry practice. In the course of 2021 the Company has not been involved in any incidents which have resulted in material loss or liability to the Company.

20. Subsequent events

There has not been any events that would materially impact the financial statements for 2021 after 31 December 2021.



This file is sealed with a digital signature.
The seal is a guarantee for the authenticity
of the document.

Document ID:
F57400D09F9249D89C41BD81D1A49D50