



## ÅRSREGNSKAPET FOR REGNSKAPSÅRET 2024 - GENERELL INFORMASJON

### Enheten

Organisasjonsnummer:	911 177 781
Organisasjonsform:	Stiftelse
Foretaksnavn:	STIFTELSEN DET NORSKE VERITAS
Forretningsadresse:	Veritasveien 1 1363 HØVIK

### Regnskapsår

Årsregnskapets periode:	01.01.2024 - 31.12.2024
-------------------------	-------------------------

### Konsern

Mørselskap i konsern:	Ja
Konsernregnskap lagt ved:	Ja

### Regnskapsregler

Regler for små foretak benyttet:	Nei
Benyttet ved utarbeidelsen av årsregnskapet til selskapet:	Forenklet IFRS
Benyttet ved utarbeidelsen av årsregnskapet til konsernet:	Forenklet IFRS

### Årsregnskapet fastsatt av kompetent organ

Bekreftet av representant for selskapet:	Christine Sørлие
Dato for fastsettelse av årsregnskapet:	20.03.2025

### Grunnlag for avgivelse

År 2024: Årsregnskapet er elektronisk innlevert  
År 2023: Tall er hentet fra elektronisk innlevert årsregnskap fra 2024

*Det er ikke krav til at årsregnskapet m.v. som sendes til Regnskapsregisteret er undertegnet. Kontrollen på at dette er utført ligger hos revisor/enhetens øverste organ. Sikkerheten ivaretas ved at innsender har rolle/rettighet for innsending av årsregnskapet via Altinn, og ved at det bekreftes at årsregnskapet er fastsatt av kompetent organ.*

Brønnøysundregistrene, 16.07.2025



## Resultatregnskap

Beløp i: NOK	Note	2024	2023
<b>RESULTATREGNSKAP</b>			
<b>Kostnader</b>			
Other operating expenses	5	49 000 000	32 000 000
<b>Sum kostnader</b>		<b>49 000 000</b>	<b>32 000 000</b>
<b>Driftsresultat</b>		<b>-49 000 000</b>	<b>-32 000 000</b>
<b>Finansinntekter og finanskostnader</b>			
Financial income	6	300 000 000	447 000 000
<b>Sum finansinntekter</b>		<b>300 000 000</b>	<b>447 000 000</b>
<b>Netto finans</b>		<b>300 000 000</b>	<b>447 000 000</b>
<b>Resultat før skattekostnad</b>		<b>251 000 000</b>	<b>415 000 000</b>
Tax expense	7	38 000 000	42 000 000
<b>Årsresultat</b>		<b>213 000 000</b>	<b>373 000 000</b>



## Balanse

Beløp i: NOK	Note	2024	2023
<b>BALANSE - EIENDELER</b>			
<b>Anleggsmidler</b>			
<b>Immaterielle eiendeler</b>			
<b>Varige driftsmidler</b>			
Land, buildings and other property	10	5 000 000	5 000 000
<b>Sum varige driftsmidler</b>		<b>5 000 000</b>	<b>5 000 000</b>
<b>Finansielle anleggsmidler</b>			
Investering i datterselskap	11	211 000 000	211 000 000
<b>Sum finansielle anleggsmidler</b>		<b>211 000 000</b>	<b>211 000 000</b>
<b>Sum anleggsmidler</b>		<b>216 000 000</b>	<b>216 000 000</b>
<b>Omløpsmidler</b>			
<b>Varer</b>			
<b>Fordringer</b>			
Konsernfordringer		16 000 000	302 000 000
<b>Sum fordringer</b>		<b>16 000 000</b>	<b>302 000 000</b>
<b>Bankinnskudd, kontanter og lignende</b>			
Cash and bank deposits	19	1 905 000 000	1 385 000 000
<b>Sum bankinnskudd, kontanter og lignende</b>		<b>1 905 000 000</b>	<b>1 385 000 000</b>
<b>Sum omløpsmidler</b>		<b>1 921 000 000</b>	<b>1 687 000 000</b>
<b>SUM EIENDELER</b>		<b>2 137 000 000</b>	<b>1 903 000 000</b>
<b>BALANSE - EGENKAPITAL OG GJELD</b>			
<b>Egenkapital</b>			
<b>Innskutt egenkapital</b>			
Foundation capital		284 000 000	284 000 000
<b>Sum innskutt egenkapital</b>		<b>284 000 000</b>	<b>284 000 000</b>



### Balanse

Beløp i: NOK	Note	2024	2023
<b>Opptjent egenkapital</b>			
Other equity		1 791 000 000	1 578 000 000
<b>Sum opptjent egenkapital</b>		<b>1 791 000 000</b>	<b>1 578 000 000</b>
<b>Sum egenkapital</b>		<b>2 075 000 000</b>	<b>1 862 000 000</b>
<b>Gjeld</b>			
<b>Langsiktig gjeld</b>			
Utsatt skatt	7	5 000 000	4 000 000
<b>Sum avsetninger for forpliktelser</b>		<b>5 000 000</b>	<b>4 000 000</b>
<b>Annen langsiktig gjeld</b>			
<b>Sum langsiktig gjeld</b>		<b>5 000 000</b>	<b>4 000 000</b>
<b>Kortsiktig gjeld</b>			
Tax payable	7	36 000 000	34 000 000
Kortsiktig konserngjeld		6 000 000	3 000 000
Other current liabilities		15 000 000	
<b>Sum kortsiktig gjeld</b>		<b>57 000 000</b>	<b>37 000 000</b>
<b>Sum gjeld</b>		<b>62 000 000</b>	<b>41 000 000</b>
<b>SUM EGENKAPITAL OG GJELD</b>		<b>2 137 000 000</b>	<b>1 903 000 000</b>



## Konsernets resultatregnskap

Beløp i: NOK	Note	2024	2023
<strong>RESULTATREGNSKAP</strong>			
<strong>Inntekter</strong>			
Operating revenue	2	34 966 000 000	31 594 000 000
<strong>Sum inntekter</strong>		<strong>34 966 000 000</strong>	<strong>31 594 000 000</strong>
<strong>Kostnader</strong>			
Payroll expenses	3,4	19 426 000 000	17 109 000 000
Depreciation and amortization	8,10	1 180 000 000	1 128 000 000
Nedskrivning av varige driftsmidler og immaterielle eiendeler	8	30 000 000	2 000 000
Other operating expenses	5	9 987 000 000	9 133 000 000
<strong>Sum kostnader</strong>		<strong>30 623 000 000</strong>	<strong>27 372 000 000</strong>
<strong>Driftsresultat</strong>		<strong>4 343 000 000</strong>	<strong>4 222 000 000</strong>
<strong>Finansinntekter og finanskostnader</strong>			
Financial income	6	820 000 000	436 000 000
<strong>Sum finansinntekter</strong>		<strong>820 000 000</strong>	<strong>436 000 000</strong>
Financial expenses	6	613 000 000	346 000 000
<strong>Sum finanskostnader</strong>		<strong>613 000 000</strong>	<strong>346 000 000</strong>
<strong>Netto finans</strong>		<strong>207 000 000</strong>	<strong>90 000 000</strong>
<strong>Resultat før skattekostnad</strong>		<strong>4 550 000 000</strong>	<strong>4 312 000 000</strong>
Tax expense	7	1 185 000 000	1 285 000 000
<strong>Årsresultat</strong>		<strong>3 365 000 000</strong>	<strong>3 027 000 000</strong>
Minoritetsinteresser		12 000 000	21 000 000
<strong>Årsresultat etter minoritetsinteresser</strong>		<strong>3 353 000 000</strong>	<strong>3 006 000 000</strong>
Actuarial gains on defined benefit pension plans	14	594 000 000	97 000 000
Translation differences on net investment in foreign operations		1 358 000 000	802 000 000
Sum resultatkomponenter for IFRS-foretak		1 952 000 000	899 000 000
<strong>Totalresultat</strong>		<strong>5 305 000 000</strong>	<strong>3 905 000 000</strong>



## Konsernets balanse

Beløp i: NOK	Note	2024	2023
<b>BALANSE - EIENDELER</b>			
<b>Anleggsmidler</b>			
<b>Immaterielle eiendeler</b>			
Other intangible assets	8	2 899 000 000	2 911 000 000
Utsatt skattefordel	7	1 082 000 000	1 047 000 000
Goodwill	8,9	14 100 000 000	13 403 000 000
<b>Sum immaterielle eiendeler</b>		<b>18 081 000 000</b>	<b>17 361 000 000</b>
<b>Varige driftsmidler</b>			
Land, buildings and other property	10	1 695 000 000	1 697 000 000
Right-of-use assets	10	1 599 000 000	1 578 000 000
Office equipment, fixtures and fittings	10	805 000 000	626 000 000
<b>Sum varige driftsmidler</b>		<b>4 099 000 000</b>	<b>3 901 000 000</b>
<b>Finansielle anleggsmidler</b>			
Long-term shareholdings	12	352 000 000	262 000 000
Net pension assets	14	3 997 000 000	3 045 000 000
Other non-current receivables	15	528 000 000	440 000 000
<b>Sum finansielle anleggsmidler</b>		<b>4 877 000 000</b>	<b>3 747 000 000</b>
<b>Sum anleggsmidler</b>		<b>27 057 000 000</b>	<b>25 009 000 000</b>
<b>Omløpsmidler</b>			
<b>Varer</b>			
<b>Fordringer</b>			
Trade receivables	16	5 273 000 000	5 026 000 000
Contract assets	16	3 744 000 000	3 742 000 000
Konsernfordringer	17	1 024 000 000	1 322 000 000
<b>Sum fordringer</b>		<b>10 041 000 000</b>	<b>10 090 000 000</b>
<b>Bankinnskudd, kontanter og lignende</b>			
Cash and bank deposits	19	11 964 000 000	9 126 000 000
<b>Sum bankinnskudd, kontanter og lignende</b>		<b>11 964 000 000</b>	<b>9 126 000 000</b>
<b>Sum omløpsmidler</b>		<b>22 005 000 000</b>	<b>19 216 000 000</b>



### Konsernets balanse

Beløp i: NOK	Note	2024	2023
<b>SUM EIENDELER</b>		<b>49 062 000 000</b>	<b>44 225 000 000</b>
<b>BALANSE - EGENKAPITAL OG GJELD</b>			
<b>Egenkapital</b>			
<b>Innskutt egenkapital</b>			
Foundation capital		284 000 000	284 000 000
<b>Sum innskutt egenkapital</b>		<b>284 000 000</b>	<b>284 000 000</b>
<b>Opptjent egenkapital</b>			
Other equity		31 285 000 000	26 109 000 000
Minoritetsinteresser		77 000 000	77 000 000
<b>Sum opptjent egenkapital</b>		<b>31 362 000 000</b>	<b>26 186 000 000</b>
<b>Sum egenkapital</b>		<b>31 646 000 000</b>	<b>26 470 000 000</b>
<b>Gjeld</b>			
<b>Langsiktig gjeld</b>			
Pensjonsforpliktelser	14	2 671 000 000	2 573 000 000
Utsatt skatt	7	885 000 000	747 000 000
Non-current provisions	22	57 000 000	57 000 000
<b>Sum avsetninger for forpliktelser</b>		<b>3 613 000 000</b>	<b>3 377 000 000</b>
<b>Annen langsiktig gjeld</b>			
Obligasjonslån	20	2 000 000 000	
Gjeld til kredittinstitusjoner	20	33 000 000	67 000 000
Lease liabilities	21	1 388 000 000	1 325 000 000
Other non-current liabilities	23	660 000 000	594 000 000
<b>Sum annen langsiktig gjeld</b>		<b>4 081 000 000</b>	<b>1 986 000 000</b>
<b>Sum langsiktig gjeld</b>		<b>7 694 000 000</b>	<b>5 363 000 000</b>
<b>Kortsiktig gjeld</b>			
Overdrafts	19	4 000 000	11 000 000
Interest bearing loans and borrowings	20		2 998 000 000
Leverandørgjeld		792 000 000	743 000 000
Tax payable	7	403 000 000	739 000 000



## Konsernets balanse

<b>Beløp i: NOK</b>	<b>Note</b>	<b>2024</b>	<b>2023</b>
Public duties payable		760 000 000	666 000 000
Lease liabilities	21	387 000 000	406 000 000
Contract liabilities	16	2 913 000 000	2 694 000 000
Other current liabilities	24	4 328 000 000	4 070 000 000
Current provisions	22	136 000 000	65 000 000
<b>Sum kortsiktig gjeld</b>		<b>9 723 000 000</b>	<b>12 392 000 000</b>
<b>Sum gjeld</b>		<b>17 417 000 000</b>	<b>17 755 000 000</b>
<b>SUM EGENKAPITAL OG GJELD</b>		<b>49 063 000 000</b>	<b>44 225 000 000</b>



## Brønnøysundregistrene

### ÅRSREGNSKAP FOR REGNSKAPSÅRET 2024 - GENERELL INFORMASJON

Journalnummer: 2025 552088

#### Enheten

Organisasjonsnummer: 911 177 781  
Organisasjonsform: Stiftelse  
Foretaksnavn: STIFTELSEN DET NORSKE VERITAS  
Forretningsadresse: Veritasveien 1  
1363 HØVIK

#### Regnskapsår

Årsregnskapets periode: 01.01.2024 - 31.12.2024

#### Konsern

Morselskap i konsern: Ja  
Konsernregnskap lagt ved: Ja

#### Regnskapsregler

Regler for små foretak benyttet: Nei  
Benyttet ved utarbeidelsen av  
årsregnskapet til selskapet: Forenklet IFRS  
Benyttet ved utarbeidelsen av  
årsregnskapet til konsernet: Forenklet IFRS

#### Årsregnskapet fastsatt av kompetent organ

Bekreftet av representant for selskapet: Christine Sørлие  
Dato for fastsettelse av årsregnskapet: 20.03.2025

#### Grunnlag for avgivelse

År 2024: Årsregnskap er elektronisk innlevert.  
År 2023: Tall er hentet fra elektronisk innlevert årsregnskap fra 2024.

*Det er ikke krav til at årsregnskapet m.v. som sendes til Regnskapsregisteret er undertegnet. Kontrollen på at dette er utført ligger hos revisor/enhetens øverste organ. Sikkerheten ivaretas ved at innsender har rolle/rettighet for innsending av årsregnskapet via Altinn, og ved at det bekreftes at årsregnskapet er fastsatt av kompetent organ.*

Brønnøysundregistrene, 15.07.2025



Organisasjonsnr: 911 177 781  
STIFTELSEN DET NORSKE VERITAS

## RESULTATREGNSKAP

<b>Beløp i: NOK</b>	<b>Note</b>	<b>2024</b>	<b>2023</b>
<b>RESULTATREGNSKAP</b>			
<b>Kostnader</b>			
Other operating expenses	5	49 000 000	32 000 000
<b>Sum kostnader</b>		<b>49 000 000</b>	<b>32 000 000</b>
<b>Driftsresultat</b>		<b>-49 000 000</b>	<b>-32 000 000</b>
<b>Finansinntekter og finanskostnader</b>			
Financial income	6	300 000 000	447 000 000
<b>Sum finansinntekter</b>		<b>300 000 000</b>	<b>447 000 000</b>
<b>Netto finans</b>		<b>300 000 000</b>	<b>447 000 000</b>
<b>Resultat før skattekostnad</b>		<b>251 000 000</b>	<b>415 000 000</b>
Tax expense	7	38 000 000	42 000 000
<b>Årsresultat</b>		<b>213 000 000</b>	<b>373 000 000</b>



Organisasjonsnr: 911 177 781  
STIFTELSEN DET NORSKE VERITAS

## BALANSE

Beløp i: NOK	Note	2024	2023
<b>BALANSE - EIENDELER</b>			
<b>Anleggsmidler</b>			
<b>Immaterielle eiendeler</b>			
<b>Varige driftsmidler</b>			
Land, buildings and other property	10	5 000 000	5 000 000
Sum varige driftsmidler		5 000 000	5 000 000
<b>Finansielle anleggsmidler</b>			
Investering i datterselskap	11	211 000 000	211 000 000
Sum finansielle anleggsmidler		211 000 000	211 000 000
Sum anleggsmidler		216 000 000	216 000 000
<b>Omløpsmidler</b>			
<b>Varer</b>			
<b>Fordringer</b>			
Konsernfordringer		16 000 000	302 000 000
Sum fordringer		16 000 000	302 000 000
<b>Bankinnskudd, kontanter og lignende</b>			
Cash and bank deposits	19	1 905 000 000	1 385 000 000
Sum bankinnskudd, kontanter og lignende		1 905 000 000	1 385 000 000
Sum omløpsmidler		1 921 000 000	1 687 000 000
<b>SUM EIENDELER</b>		<b>2 137 000 000</b>	<b>1 903 000 000</b>
<b>BALANSE - EGENKAPITAL OG GJELD</b>			
<b>Egenkapital</b>			
<b>Innskutt egenkapital</b>			
Foundation capital		284 000 000	284 000 000
Sum innskutt egenkapital		284 000 000	284 000 000
<b>Opptjent egenkapital</b>			
Other equity		1 791 000 000	1 578 000 000
Sum opptjent egenkapital		1 791 000 000	1 578 000 000
Sum egenkapital		2 075 000 000	1 862 000 000
<b>Gjeld</b>			



<b>Langsiktig gjeld</b>			
Utsatt skatt	7	5 000 000	4 000 000
<b>Sum avsetninger for forpliktelseser</b>		<b>5 000 000</b>	<b>4 000 000</b>
<b>Annen langsiktig gjeld</b>			
<b>Sum langsiktig gjeld</b>		<b>5 000 000</b>	<b>4 000 000</b>
<b>Kortsiktig gjeld</b>			
Tax payable	7	36 000 000	34 000 000
Kortsiktig konserngjeld		6 000 000	3 000 000
Other current liabilities		15 000 000	
<b>Sum kortsiktig gjeld</b>		<b>57 000 000</b>	<b>37 000 000</b>
<b>Sum gjeld</b>		<b>62 000 000</b>	<b>41 000 000</b>
<b>SUM EGENKAPITAL OG GJELD</b>		<b>2 137 000 000</b>	<b>1 903 000 000</b>



Organisasjonsnr: 911 177 781  
STIFTELSEN DET NORSKE VERITAS

## KONSERNRESULTATREGNSKAP

Beløp i: NOK	Note	2024	2023
<b>RESULTATREGNSKAP</b>			
<b>Inntekter</b>			
Operating revenue	2	34 966 000 000	31 594 000 000
<b>Sum inntekter</b>		<b>34 966 000 000</b>	<b>31 594 000 000</b>
<b>Kostnader</b>			
Payroll expenses	3,4	19 426 000 000	17 109 000 000
Depreciation and amortization	8,10	1 180 000 000	1 128 000 000
Nedskrivning av varige driftsmidler og immaterielle eiendeler	8	30 000 000	2 000 000
Other operating expenses	5	9 987 000 000	9 133 000 000
<b>Sum kostnader</b>		<b>30 623 000 000</b>	<b>27 372 000 000</b>
<b>Driftsresultat</b>		<b>4 343 000 000</b>	<b>4 222 000 000</b>
<b>Finansinntekter og finanskostnader</b>			
Financial income	6	820 000 000	436 000 000
<b>Sum finansinntekter</b>		<b>820 000 000</b>	<b>436 000 000</b>
Financial expenses	6	613 000 000	346 000 000
<b>Sum finanskostnader</b>		<b>613 000 000</b>	<b>346 000 000</b>
<b>Netto finans</b>		<b>207 000 000</b>	<b>90 000 000</b>
<b>Resultat før skattekostnad</b>		<b>4 550 000 000</b>	<b>4 312 000 000</b>
Tax expense	7	1 185 000 000	1 285 000 000
<b>Årsresultat</b>		<b>3 365 000 000</b>	<b>3 027 000 000</b>
Minoritetsinteresser		12 000 000	21 000 000
<b>Årsresultat etter minoritetsinteresser</b>		<b>3 353 000 000</b>	<b>3 006 000 000</b>
Actuarial gains on defined benefit pension plans	14	594 000 000	97 000 000
Translation differences on net investment in foreign operations		1 358 000 000	802 000 000
Sum resultatkomponenter for IFRS-foretak		1 952 000 000	899 000 000
<b>Totalresultat</b>		<b>5 305 000 000</b>	<b>3 905 000 000</b>



Organisasjonsnr: 911 177 781  
STIFTELSEN DET NORSKE VERITAS

## KONSERNBALANSE

Beløp i: NOK	Note	2024	2023
<b>BALANSE - EIENDELER</b>			
<b>Anleggsmidler</b>			
<b>Immaterielle eiendeler</b>			
Other intangible assets	8	2 899 000 000	2 911 000 000
Utsatt skattefordel	7	1 082 000 000	1 047 000 000
Goodwill	8,9	14 100 000 000	13 403 000 000
<b>Sum immaterielle eiendeler</b>		<b>18 081 000 000</b>	<b>17 361 000 000</b>
<b>Varige driftsmidler</b>			
Land, buildings and other property	10	1 695 000 000	1 697 000 000
Right-of-use assets	10	1 599 000 000	1 578 000 000
Office equipment, fixtures and fittings	10	805 000 000	626 000 000
<b>Sum varige driftsmidler</b>		<b>4 099 000 000</b>	<b>3 901 000 000</b>
<b>Finansielle anleggsmidler</b>			
Long-term shareholdings	12	352 000 000	262 000 000
Net pension assets	14	3 997 000 000	3 045 000 000
Other non-current receivables	15	528 000 000	440 000 000
<b>Sum finansielle anleggsmidler</b>		<b>4 877 000 000</b>	<b>3 747 000 000</b>
<b>Sum anleggsmidler</b>		<b>27 057 000 000</b>	<b>25 009 000 000</b>
<b>Omløpsmidler</b>			
<b>Varer</b>			
<b>Fordringer</b>			
Trade receivables	16	5 273 000 000	5 026 000 000
Contract assets	16	3 744 000 000	3 742 000 000
Konsernfordringer	17	1 024 000 000	1 322 000 000
<b>Sum fordringer</b>		<b>10 041 000 000</b>	<b>10 090 000 000</b>
<b>Bankinnskudd, kontanter og lignende</b>			
Cash and bank deposits	19	11 964 000 000	9 126 000 000
<b>Sum bankinnskudd, kontanter og lignende</b>		<b>11 964 000 000</b>	<b>9 126 000 000</b>
<b>Sum omløpsmidler</b>		<b>22 005 000 000</b>	<b>19 216 000 000</b>
<b>SUM EIENDELER</b>		<b>49 062 000 000</b>	<b>44 225 000 000</b>
<b>BALANSE - EGENKAPITAL OG GJELD</b>			



<b>Egenkapital</b>			
<b>Innskutt egenkapital</b>			
Foundation capital		284 000 000	284 000 000
<b>Sum innskutt egenkapital</b>		<b>284 000 000</b>	<b>284 000 000</b>
<b>Opptjent egenkapital</b>			
Other equity	31	285 000 000	26 109 000 000
Minoritetsinteresser		77 000 000	77 000 000
<b>Sum opptjent egenkapital</b>	<b>31</b>	<b>362 000 000</b>	<b>26 186 000 000</b>
<b>Sum egenkapital</b>	<b>31</b>	<b>646 000 000</b>	<b>26 470 000 000</b>
<b>Gjeld</b>			
<b>Langsiktig gjeld</b>			
Pensjonsforpliktelser	14	2 671 000 000	2 573 000 000
Utsatt skatt	7	885 000 000	747 000 000
Non-current provisions	22	57 000 000	57 000 000
<b>Sum avsetninger for forpliktelser</b>		<b>3 613 000 000</b>	<b>3 377 000 000</b>
<b>Annen langsiktig gjeld</b>			
Obligasjonslån	20	2 000 000 000	
Gjeld til kredittinstitusjoner	20	33 000 000	67 000 000
Lease liabilities	21	1 388 000 000	1 325 000 000
Other non-current liabilities	23	660 000 000	594 000 000
<b>Sum annen langsiktig gjeld</b>		<b>4 081 000 000</b>	<b>1 986 000 000</b>
<b>Sum langsiktig gjeld</b>		<b>7 694 000 000</b>	<b>5 363 000 000</b>
<b>Kortsiktig gjeld</b>			
Overdrifts	19	4 000 000	11 000 000
Interest bearing loans and borrowings	20		2 998 000 000
Leverandørgjeld		792 000 000	743 000 000
Tax payable	7	403 000 000	739 000 000
Public duties payable		760 000 000	666 000 000
Lease liabilities	21	387 000 000	406 000 000
Contract liabilities	16	2 913 000 000	2 694 000 000
Other current liabilities	24	4 328 000 000	4 070 000 000
Current provisions	22	136 000 000	65 000 000
<b>Sum kortsiktig gjeld</b>		<b>9 723 000 000</b>	<b>12 392 000 000</b>
<b>Sum gjeld</b>		<b>17 417 000 000</b>	<b>17 755 000 000</b>
<b>SUM EGENKAPITAL OG GJELD</b>		<b>49 063 000 000</b>	<b>44 225 000 000</b>



Organisasjonsnr: 911 177 781  
STIFTELSEN DET NORSKE VERITAS

NOTEOPPLYSNINGER - SELSKAP - alle poster oppgitt i hele tall

Note  
1

Regnskapsprinsipper

Note

Antall årsverk i regnskapsåret  
0.00

Sum Beløp

Balanseført verdi 31.12. Varige driftsmidler Immaterielle eiend.

Konsernregnskap

Morselskapet sitt navn

Forretningskontor for morselskapet

Begrunnelse for at datterselskap er utelatt fra konsolideringen

Samlet beløp - tilknyttet selskap Årets Fjorårets

Samlet beløp - foretak i samme konsern Årets Fjorårets

Samlet beløp - foretak i samme konsern Årets Fjorårets

Samlet beløp - felles kontrollert virksomhet Årets Fjorårets

Pantstillelse Beløp



Beholdning av egne aksjer                      Antall                      Pålydende                      Andel av aksjek.



Organisasjonsnr: 911 177 781  
STIFTELSEN DET NORSKE VERITAS

NOTEOPPLYSNINGER - KONSERN - alle poster oppgitt i hele tall

Note  
1

## Regnskapsprinsipper

Note  
3

Antall årsverk i regnskapsåret  
15209.00

Note  
3

## Spesifisering av resultatregnskapet

### Lønnskostnader

<u>Lønn</u>	<u>Årets</u>	<u>Fjorårets</u>
	15614000000.00	13794000000.00
<u>Folketrygdavgift</u>	<u>Årets</u>	<u>Fjorårets</u>
	1649000000.00	1483000000.00
<u>Pensjonskostnader</u>	<u>Årets</u>	<u>Fjorårets</u>
	1135000000.00	963000000.00
<u>Andre ytelser</u>	<u>Årets</u>	<u>Fjorårets</u>
	1028000000.00	869000000.00
<u>Sum lønnskostnader</u>	<u>Årets</u>	<u>Fjorårets</u>
	19426000000.00	17109000000.00

Note

### Ekstraordinære inntekter og kostnader

Sum Beløp

Balanseført verdi 31.12. Varige driftsmidler Immaterielle eiend.

### Konsernregnskap





Admincontrol

## List of Signatures Page 1/1

### Stiftelsen Financial Statements 2024 for signing 1903.pdf

Name	Method	Signed at
Thrane, Jon Eivind	BANKID	2025-03-19 12:58 GMT+01
Adam Niklewski	One-Time-Password	2025-03-19 13:24 GMT+01
Birgit Aagaard-Svendsen	MitID	2025-03-19 12:53 GMT+01
Kristoffersen, Lasse	BANKID	2025-03-19 12:50 GMT+01
Sæther, Ingvild	BANKID	2025-03-19 14:37 GMT+01
Ivarsen, Nina	BANKID	2025-03-19 12:48 GMT+01
Jianxin Chen	One-Time-Password	2025-03-19 13:30 GMT+01
Christian Venderby	MitID	2025-03-19 12:45 GMT+01
Baksaas, Jon Fredrik	BANKID	2025-03-19 13:15 GMT+01
Andreas Filip A Ringman Uggla	BANKID	2025-03-19 13:12 GMT+01
Eriksen, Harry Remi	BANKID	2025-03-19 13:11 GMT+01
Manon van Beek	One-Time-Password	2025-03-19 13:02 GMT+01



This file is sealed with a digital signature. The seal is a guarantee for the authenticity of the document.  
External reference: 43E55CA4944F453BACFD1ABC6639F6DF



**STIFTELSEN DET NORSKE VERITAS - FINANCIAL STATEMENTS 2024**

**STIFTELSEN DET NORSKE VERITAS - CONSOLIDATED FINANCIAL STATEMENTS 2024**





## Table of contents

Income statement
Statement of comprehensive income
Statement of financial position
Statement of cash flow
Statement of changes in equity
Notes to the financial statements
1 Accounting principles
2 Operating revenue
3 Payroll expenses
4 Remuneration to Group CEO, Board of Directors and auditor fees
5 Other operating expenses
6 Financial income and financial expenses
7 Tax
8 Intangible assets
9 Impairment testing of Goodwill and Other intangible assets
10 Fixed assets
11 Investments in subsidiaries
12 Long-term shareholdings
13 Business combinations
14 Pension costs, plan assets and defined benefit pension liabilities
15 Other non-current receivables
16 Trade receivables, contract assets and contract liabilities
17 Other receivables and prepayments
18 Related party transactions
19 Cash and bank deposits
20 Interest bearing loans and borrowings
21 Lease liabilities
22 Provisions
23 Other non-current liabilities
24 Other current liabilities
25 Financial market risk
26 Guarantees
27 Financial assets and financial liabilities
28 Subsequent event





## STIFTELSEN DET NORSKE VERITAS

*Income statement*

STIFTELSEN DET NORSKE VERITAS		Amounts in NOK million		STIFTELSEN DET NORSKE VERITAS - CONSOLIDATED	
2024	2023		Note	2024	2023
0.0	0.0	Operating revenue	2	34 965.8	31 594.1
		<b>Operating expenses</b>			
0.0	0.0	Payroll expenses	3, 4	19 426.0	17 108.9
48.6	32.0	Other operating expenses	5	9 986.8	9 133.4
(48.6)	(32.0)	<b>EBITDA</b>		5 553.1	5 351.8
0.0	0.0	Depreciation and amortization	8, 10	1 180.0	1 128.4
0.0	0.0	Impairment	8	29.9	2.0
(48.6)	(32.0)	<b>Operating profit</b>		4 343.1	4 221.4
		<b>Financial income and expenses</b>			
299.8	446.6	Financial income	6	820.5	435.8
(0.1)	(0.2)	Financial expenses	6	(613.4)	(345.8)
299.7	446.5	<b>Net financial income</b>		207.1	90.0
251.1	414.5	<b>Profit before tax</b>		4 550.2	4 311.4
(37.6)	(41.3)	Tax expense	7	(1 185.2)	(1 283.9)
213.5	373.2	<b>Profit for the year</b>		3 365.0	3 027.4
		<b>Profit for the period attributable to:</b>			
		Non-controlling interest		12.2	20.6
		Equity holders of the parent		3 352.9	3 006.8
		<b>Total</b>		3 365.0	3 027.4

*Statement of comprehensive income*

213.5	373.2	<b>Profit for the year</b>		3 365.0	3 027.4
		<i>Other comprehensive income not to be reclassified to profit or loss in subsequent periods:</i>			
		Actuarial gains on defined benefit pension plans	14	594.1	96.9
		<i>Other comprehensive income to be reclassified to profit or loss in subsequent periods:</i>			
		Translation differences on net investment in foreign operations		1 357.9	801.9
0.0	0.0	<b>Other comprehensive income for the period, net of tax</b>		1 952.0	898.8
213.5	373.2	<b>Total comprehensive income for the period</b>		5 317.0	3 926.2
		<b>Total comprehensive income attributable to:</b>			
		Non-controlling interest		12.2	20.6
		Equity holders of the parent		5 304.9	3 905.7
		<b>Total</b>		5 317.0	3 926.2





## STIFTELSEN DET NORSKE VERITAS

### Statement of financial position

STIFTELSEN DET NORSKE VERITAS		Amounts in NOK million		STIFTELSEN DET NORSKE VERITAS - CONSOLIDATED	
2024	2023	ASSETS	Note	2024	2023
<b>Non-current assets</b>					
<b>Intangible assets</b>					
0.0	0.0	Deferred tax assets	7	1 081.7	1 046.7
0.0	0.0	Goodwill	8, 9	14 100.5	13 403.0
0.0	0.0	Other intangible assets	8	2 898.6	2 911.3
0.0	0.0	<b>Total intangible assets</b>		<b>18 080.8</b>	<b>17 361.0</b>
<b>Tangible fixed assets</b>					
5.4	5.4	Land, buildings and other property	10	1 695.3	1 696.7
0.0	0.0	Office equipment, fixtures and fittings	10	805.1	626.4
0.0	0.0	Right-of-use assets	10	1 598.6	1 578.1
5.4	5.4	<b>Total tangible fixed assets</b>		<b>4 099.0</b>	<b>3 901.2</b>
<b>Non-current financial assets</b>					
211.4	211.4	Investments in subsidiaries	11	0.0	0.0
0.0	0.0	Long-term shareholdings	12	352.0	261.5
0.0	0.0	Net pension assets	14	3 997.1	3 044.6
0.5	0.5	Other non-current receivables	15	527.7	439.8
211.9	211.9	<b>Total non-current financial assets</b>		<b>4 876.7</b>	<b>3 745.9</b>
217.3	217.3	<b>Total non-current assets</b>		<b>27 056.5</b>	<b>25 008.1</b>
<b>Current assets</b>					
0.0	0.0	Trade receivables	16	5 272.7	5 025.7
0.0	0.0	Contract assets	16	3 744.3	3 741.7
16.0	302.2	Other receivables group companies		0.0	0.0
0.0	0.0	Other receivables and prepayments	17	1 024.2	1 321.9
1 903.9	1 383.7	Cash and bank deposits	19	11 964.7	9 127.5
1 919.9	1 685.9	<b>Total current assets</b>		<b>22 005.9</b>	<b>19 216.8</b>
2 137.2	1 903.1	<b>TOTAL ASSETS</b>		<b>49 062.5</b>	<b>44 224.9</b>





## STIFTELSEN DET NORSKE VERITAS

### Statement of financial position

STIFTELSEN DET NORSKE VERITAS		Amounts in NOK million		STIFTELSEN DET NORSKE VERITAS - CONSOLIDATED	
2024	2023		Note	2024	2023
<b>EQUITY AND LIABILITIES</b>					
<b>Equity</b>					
<b>Paid-in capital</b>					
283.5	283.5	Foundation capital		283.5	283.5
<b>Retained earnings</b>					
1 791.3	1 577.8	Other equity		31 284.5	26 109.2
0.0	0.0	Non-controlling interest		76.8	77.3
2 074.8	1 861.3	<b>Total equity</b>		<b>31 644.8</b>	<b>26 470.0</b>
<b>Liabilities</b>					
<b>Non-current liabilities</b>					
0.0	0.0	Interest bearing loans and borrowings	20	2 033.1	66.9
0.0	0.0	Pension liabilities	14	2 670.9	2 572.5
5.1	4.2	Deferred tax liabilities	7	885.3	746.8
0.0	0.0	Lease liabilities	21	1 388.5	1 325.3
0.0	0.0	Non-current provisions	22	56.8	56.9
0.0	0.0	Other non-current liabilities	23	659.7	593.7
5.1	4.2	<b>Total non-current liabilities</b>		<b>7 694.3</b>	<b>5 362.1</b>
<b>Current liabilities</b>					
0.0	0.0	Overdrafts	19	4.0	10.6
0.0	0.0	Interest bearing loans and borrowings	20	0.0	2 998.0
0.0	0.0	Trade creditors		791.7	742.9
36.2	33.6	Tax payable	7	402.5	739.3
0.0	0.0	Public duties payable		760.2	665.8
5.1	3.9	Current liabilities group companies		0.0	0.0
0.0	0.0	Lease liabilities	21	387.4	405.6
0.0	0.0	Current provisions	22	136.8	67.2
0.0	0.0	Contract liabilities	16	2 913.0	2 693.7
15.1	0.1	Other current liabilities	24	4 327.8	4 069.6
57.3	37.6	<b>Total current liabilities</b>		<b>9 723.4</b>	<b>12 392.7</b>
62.4	41.9	<b>Total liabilities</b>		<b>17 417.7</b>	<b>17 754.9</b>
2 137.2	1 903.1	<b>TOTAL EQUITY AND LIABILITIES</b>		<b>49 062.5</b>	<b>44 224.9</b>

19 March 2025

Jon Fredrik Baksaas  
Chair

Nina Ivarsen

Jianxin Chen

Manon van Beek

Lasse Kristoffersen  
Vice-Chair

Jon Eivind Thrane

Ingvild Sæther

Adam Niklewski

Andreas Ringman Uggle

Birgit Aagaard-Svendsen

Christian Venderby

Remi Eriksen  
Group President & CEO





## STIFTELSEN DET NORSKE VERITAS

## Statement of cash flow

STIFTELSEN DET NORSKE VERITAS			STIFTELSEN DET NORSKE VERITAS - CONSOLIDATED		
2024	2023	Amounts in NOK million	Note	2024	2023
<b>CASH FLOW FROM OPERATIONS</b>					
251.1	414.5	Profit before tax		4 550.2	4 311.4
0.0	0.0	Gain on disposal of tangible fixed assets	10	(4.1)	(0.2)
0.0	0.0	Fair value adjustments of long-term shareholdings		(2.3)	0.0
0.0	0.0	Net loss (gain) on divestments	12	(22.2)	34.8
0.0	(300.0)	Dividend recorded as financial income		0.0	0.0
0.0	0.0	Depreciation, amortization and impairment	8, 10	1 209.9	1 130.4
(33.7)	(25.3)	Income tax paid	7	(1 549.1)	(1 231.7)
0.0	0.0	Change in contract assets, contract liabilities, trade receivables and trade creditors		357.5	(595.0)
16.6	0.2	Change in accruals, provisions and other		931.7	367.8
<b>234.0</b>	<b>89.5</b>	<b>Net cash flow from operations</b>		<b>5 471.7</b>	<b>4 017.5</b>
<b>CASH FLOW FROM INVESTMENTS</b>					
0.0	0.0	Acquisitions of subsidiaries	13	(271.2)	(2 057.0)
0.0	0.0	Investments in tangible fixed assets	10	(407.5)	(381.8)
0.0	0.0	Investments in intangible assets	8	(394.8)	(379.2)
0.0	0.0	Sale of tangible fixed assets (cash received)		29.1	11.8
0.0	0.0	Change in other investments		(67.6)	(128.6)
<b>0.0</b>	<b>0.0</b>	<b>Net cash flow from investments</b>		<b>(1 112.2)</b>	<b>(2 934.7)</b>
<b>CASH FLOW FROM FINANCING ACTIVITIES</b>					
0.0	0.0	Change in overdraft		(6.6)	(2.6)
(13.8)	(1.9)	Change in net position towards participants in the cash pool system		0.0	0.0
0.0	0.0	Net payments of external loans		(1 068.9)	(118.9)
300.0	250.0	Dividend received		0.0	0.0
0.0	0.0	Payment of lease liabilities	21	(446.9)	(456.3)
<b>286.2</b>	<b>248.1</b>	<b>Net cash flow from financing activities</b>		<b>(1 522.3)</b>	<b>(577.8)</b>
<b>520.2</b>	<b>337.5</b>	<b>Net change in cash and cash equivalents</b>		<b>2 837.2</b>	<b>505.0</b>
<b>1 383.7</b>	<b>1 046.1</b>	<b>Cash and cash equivalents as of 1 January</b>		<b>9 127.5</b>	<b>8 622.5</b>
<b>1 903.9</b>	<b>1 383.7</b>	<b>Cash and cash equivalents as of 31 December</b>	19	<b>11 964.7</b>	<b>9 127.5</b>





## STIFTELSEN DET NORSKE VERITAS

### Statement of changes in equity

#### Changes in equity in Stiftelsen Det Norske Veritas

Amounts in NOK million	Foundation capital	Other equity	Total
<b>Equity at 1 January 2023</b>	<b>283.5</b>	<b>1 204.6</b>	<b>1 488.1</b>
Profit for the period		373.2	<b>373.2</b>
<b>Equity at 31 December 2023</b>	<b>283.5</b>	<b>1 577.8</b>	<b>1 861.3</b>
Profit for the period		213.5	<b>213.5</b>
<b>Equity at 31 December 2024</b>	<b>283.5</b>	<b>1 791.3</b>	<b>2 074.8</b>

#### Changes in equity in Stiftelsen Det Norske Veritas - Consolidated

Amounts in NOK million	Foundation capital	Other equity	Currency translation differences	Actuarial gains/(losses)	Non-controlling interests	Total
<b>Equity at 1 January 2023</b>	<b>283.5</b>	<b>16 563.4</b>	<b>4 257.8</b>	<b>1 385.6</b>	<b>65.7</b>	<b>22 556.0</b>
Profit for the period		3 006.8			20.6	<b>3 027.4</b>
Translation differences			798.5		3.4	<b>801.9</b>
Actuarial gains on defined benefit pension plans				96.9		<b>96.9</b>
Dividend paid to non-controlling interest					(12.4)	<b>(12.4)</b>
<b>Equity at 31 December 2023</b>	<b>283.5</b>	<b>19 570.2</b>	<b>5 056.3</b>	<b>1 482.6</b>	<b>77.3</b>	<b>26 470.0</b>
Profit for the year		3 352.9			12.2	<b>3 365.0</b>
Translation differences			1 351.9		6.0	<b>1 357.9</b>
Actuarial gains on defined benefit pension plans				594.1		<b>594.1</b>
Acquired non-controlling interest (Note 8)		(123.6)			(4.5)	<b>(128.1)</b>
Dividend paid to non-controlling interest					(15.7)	<b>(15.7)</b>
Other changes					1.6	<b>1.6</b>
<b>Equity at 31 December 2024</b>	<b>283.5</b>	<b>22 799.5</b>	<b>6 408.2</b>	<b>2 076.6</b>	<b>76.8</b>	<b>31 644.8</b>





## STIFTELSEN DET NORSKE VERITAS

### *Notes to the financial statements*

#### 1. Significant accounting policies

##### General information

Stiftelsen Det Norske Veritas is a free-standing, autonomous, and independent foundation whose purpose is to safeguard life, property, and the environment.

Det Norske Veritas Holding AS is a fully owned subsidiary of Stiftelsen Det Norske Veritas and Det Norske Veritas Holding AS owns 100% of DNV Group AS

The Consolidated financial statements of Stiftelsen Det Norske Veritas for the full year 2024 were approved for issuance by the board of directors on 19 March 2025.

##### Basis for preparation and consolidation principles

The financial statements are prepared in accordance with the Norwegian Accounting Act § 3-9 and Regulations on Simplified IFRS as enacted by the Ministry of Finance 7 February 2022. In material aspects, Norwegian Simplified IFRS requires that the IFRS recognition and measurement criteria (as adopted by the European Union) are complied with, but disclosure and presentation requirements follow the Norwegian Accounting Act and Norwegian Generally Accepted Accounting Standards.

The financial statements are presented in Norwegian Kroner (NOK) and all values are in million NOK with one decimal, except when otherwise indicated.

The consolidated financial statements and the financial statements for the parent company have been prepared on the basis of going concern.

The consolidated financial statements include the parent company Stiftelsen Det Norske Veritas and all companies in which the parent company directly or indirectly has controlling interest. Subsidiaries are fully consolidated from the date on which control is transferred to the group and deconsolidated from the date that control ceases.

##### Business combinations and goodwill

Business combinations are accounted for using the acquisition method. The acquisition cost includes total consideration paid to acquire entity's assets and liabilities as well as contingent consideration at fair value. The acquired identifiable assets, liabilities and contingent liabilities are measured and recognized at fair value at the date of the acquisition. Acquisition-related costs are expensed in Income statement as other operating expenses as incurred.

Goodwill is recognized as the residual value between fair value of the consideration transferred and the fair value of the identifiable net assets. After initial recognition, goodwill is measured at cost less any accumulated impairment losses. Goodwill is not amortized, but tested for impairment annually.

The allocation of costs in a business combination is changed if new information on the fair value becomes available and is applicable on the date when control is assumed. The allocation may be altered within one year from acquisition date.

##### Dividend to equity holders of the parent company

Dividends and group contributions declared to shareholders are recognized as a liability at the end of the reporting period according to the Norwegian Regulation of simplified IFRS § 3-1.

##### Long-term shareholdings

Long-term shareholdings where DNV Group does not exercise significant influence are measured at fair value through profit & loss.

##### Non-controlling interest

The non-controlling interest in the consolidated financial statements, represent the minority's share of the carrying amount of the equity in entities with minority shareholders.

##### Classification and valuation of assets and liabilities

The DNV Group presents assets and liabilities in statement of financial position based on current/non-current classification. An asset is current when it is:

- Expected to be realized or intended to be sold or consumed in normal operating cycle
- Held primarily for the purpose of trading
- Expected to be realized within twelve months after the reporting period

or

- Cash or cash equivalent unless restricted from being exchanged or used to settle a liability for at least twelve months after the reporting period

All other assets are classified as non-current.





## STIFTELSEN DET NORSKE VERITAS

### *Notes to the financial statements*

Current and non-current liabilities are classified correspondingly.

Deferred tax assets and liabilities are classified as non-current assets and liabilities.

Current assets are valued at the lower of cost and net realizable value. Short-term debt is recognized at fair value and subsequently measured at amortized cost. Transaction costs on short-term borrowings are usually minor, and the value of short-term debt at amortized cost is therefore normally identical with face value.

Fixed assets are valued at cost. Fixed assets with finite useful economic life are depreciated in accordance with a linear depreciation plan.

#### Revenue recognition

Revenue is recognized when control of DNV Group services or DNV Group software products are transferred to the customer. For sale of services, the revenue is recognized over time by applying percentage of completion method. Stage of completion is measured by reference to actual costs incurred to date as a percentage of total estimated costs for each contract. For each material contracts, revenue recognition is assessed against IFRS requirements, based on the specific compensation model in the contract.

When it is probable that total contract costs will exceed total contract revenue, the expected loss is recognized as an expense immediately.

Revenue from sale of DNV Group software licenses are recognized at a point in time. For software maintenance services delivered in the maintenance period, revenue is recognized over time based on the stage of completion of the contract. Revenue from SaaS contracts (Software as a Service) is recognized over time.

#### Trade receivables, contract assets and contract liabilities

Trade receivables and other current receivables are recognized in the statement of financial position initially at transaction price if the trade receivables do not contain a significant financing component. The group applies the IFRS 9 simplified approach to measuring expected credit losses which uses a lifetime expected loss allowance for all trade receivables and contract assets. DNV Group use a provision matrix as a practical expedient to calculate the expected credit losses on trade receivables. The provision matrix represents DNV Group's expected credit risk. Impairment of trade receivables are recognized in the income statement in other operating expenses.

Contract assets represent DNV Group's right to consideration in exchange for services transferred to the customer; work performed on customer contracts, not yet invoiced. Expected credit losses on contract assets are considered to be immaterial.

Contract liabilities represent DNV Group's obligation to transfer services to customers, for which consideration is received; invoice issued according to customer contracts, performance obligation not yet transferred.

#### Taxes

Income tax comprises current and deferred tax. Income tax is recognized in the income statement except when related to items recognized in equity or other comprehensive income.

Current tax assets and liabilities are measured at the amount expected to be recovered from or paid to the taxation authorities. The current and deferred income tax is calculated based on tax rates (and tax laws) that have been enacted or substantively enacted, in the countries where DNV Group operates and generates taxable income at the end of the reporting period. Management periodically evaluates positions taken in the tax returns with respect to situations in which applicable tax regulations are subject to interpretation and establishes provisions where appropriate.

Deferred tax is recognized on temporary differences between the carrying amount of assets and liabilities and the corresponding tax bases as well as on tax losses carried forward at the reporting date. Deferred tax liabilities are generally recognized for all taxable temporary differences. Deferred tax assets for temporary differences and tax loss carry forwards are recognized to the extent that it is probable that future taxable income will be available at the level of the relevant tax authority for utilization. Tax increasing and tax reducing temporary differences expected to reverse in the same period are offset and calculated on a net basis as far as this relate to the same taxable entity and the same taxation authority.

#### Foreign currency translation

The consolidated financial statements are presented in NOK, which is DNV Group's functional currency. DNV Group has foreign entities with functional currency other than NOK. At the reporting date, the assets and liabilities of foreign entities with functional currencies other than NOK are translated into NOK at the rate of exchange at the reporting date. The income statements are translated at the average exchange rates for the year (average of the daily spot rates applicable the reporting period) except significant transactions that are translated using the daily exchange rate. The translation differences arising from the translation are recognized in other comprehensive income (OCI) on disposal of the net investment, at which time they are recognized in the income statement.

Forward exchange contracts are included at market value at the reporting date.

#### Property, plant and equipment

Property, plant and equipment are stated at cost less accumulated depreciation and any impairment losses. Depreciation is calculated on a straight-line basis over the expected useful life of the assets. The estimated useful life, residual values and depreciation method are reviewed annually. Improvement and upgrading are assigned to the carrying amount and depreciated along with the asset. Other repair and maintenance costs are recognized in the income statement as incurred.





## STIFTELSEN DET NORSKE VERITAS

### *Notes to the financial statements*

#### Leases

##### *Right-of-use assets*

All leases where DNV Group is the lessee (with the exception of short-term and low-value leases) are recognized in the statement of financial position. A lease liability is recognized based on the present value of the future lease payments and a corresponding right-of-use (ROU) asset is recognized. ROU assets are subsequently measured at cost, less accumulated depreciation and impairments, and adjusted for any remeasurement of lease liabilities. The ROU asset includes estimated costs for dismantling and removing the underlying leased asset, restoring the site on which it is located or restoring the underlying leased asset to the condition required by the terms and conditions of the lease. The ROU asset is depreciated on a straight-line basis over the shorter of its estimated useful life and the lease term. The ROU assets in DNV Group relates to leases of office buildings.

##### *Lease liabilities*

All leases where the Group is the lessee (with the exception of short-term and low-value leases) are recognised in the statement of financial position. The lease liability is initially measured at the present value of the lease payments for the right to use the underlying asset during the lease term that are not paid at the commencement date. The lease term represents the non-cancellable period of the lease, together with periods covered by an option to extend the lease when the DNV Group is reasonably certain to exercise this option, and periods covered by an option to terminate the lease if the Group is reasonably certain not to exercise that option. The lease liability and ROU assets in DNV Group relates to leases of office buildings.

The incremental borrowing rate generally used to determine the net present value is based on the respective country's risk-free rate for the term corresponding to the lease term, adjusted for own credit risk.

#### Borrowing costs

Borrowing costs are recognized in the Income statement in the period in which they are incurred. Borrowing costs consist of interest and other costs that an entity incurs in connection with the borrowing of funds.

#### Intangible assets

Intangible assets acquired separately are measured on initial recognition at cost. Intangible assets acquired in a business combination are recognized at fair value at the date of acquisition. Following initial recognition, intangible assets are carried at cost less any accumulated amortization and accumulated impairment losses.

Intangible assets with finite lives are amortized over the useful economic life and assessed for impairment whenever there is an indication that the intangible asset may be impaired. Intangible assets with indefinite useful lives are not amortized, but are tested for impairment annually, either individually or at the cash-generating unit level. The useful lives and amortization periods are reviewed at least annually.

#### Research and development

Research costs are expensed as incurred. Development expenditures are capitalized as intangible assets when the recognition criteria are met; including probable future economic benefits and ability to measure expenditures reliably.

Following initial recognition, the intangible asset is carried at cost less any accumulated amortization and accumulated impairment losses. Amortization of the asset begins when development is complete and the asset is available for use. The asset is amortized over the period of expected future benefit. During the period of development, the asset is tested for impairment annually.

#### Impairment of non-financial assets

Goodwill and other intangible assets with indefinite useful life are assessed for impairment annually or when impairment indicators are identified.

Goodwill obtained through acquisitions is allocated to the applicable cash generating units (CGU) in the DNV Group that are expected to benefit from the acquisition. The CGUs reflects and correspond to the lowest level the DNV Group management prepare plans, monitors and follow up its business activities.

Except for The Accelerator, the CGUs correspond to DNV Group's business areas; Maritime, Energy Systems, Business Assurance, Supply Chain & Product Assurance and Digital Solutions. The Accelerator is organized into the individual business units; Inspection, Digital Health and Cyber Security, which are considered as separate CGU's.

The CGU tested for impairment consist of goodwill, other intangible assets, tangible fixed assets and working capital. The group bases its impairment calculations on, budgets and long-term financial plans, which are prepared separately for each of the DNV Group's CGUs to which the individual assets are allocated. Goodwill is tested for impairment annually as part of the DNV Group's annual plan process (approved by Board of Directors in December) and when circumstances indicate that the carrying value may be impaired. An impairment loss is recognized if the estimated recoverable amount is lower than the carrying amount of the CGU. Intangible assets with indefinite useful lives are tested for impairment annually at the CGU level, as appropriate, and when circumstances indicate that the carrying value may be impaired.





## STIFTELSEN DET NORSKE VERITAS

### *Notes to the financial statements*

#### Cash and bank deposits

Cash and bank deposits in the statement of financial position comprise petty cash and cash at bank and short-term money market deposits with a maturity of three months or less, which are subject to an insignificant risk of changes in value.

#### Provisions

Provisions are recognized when DNV Group has a present obligation (legal or constructive) as a result of a past event, it is probable (more likely than not) that DNV Group will be required to settle the obligation and a reliable estimate can be made of the amount of the obligation.

If the effect of the time value of money is material, provisions are discounted using a current pre-tax rate that reflects, when appropriate, the risks specific to the liability. When discounting is used, the increase in the provision due to the passage of time is recognized as a financial expense.

Restructuring provisions are recognized only when the DNV Group had a constructive obligation, which is when a detailed formal plan identifies the business or part of the business concerned, the location and number of employees affected, a detailed estimate of the associated costs, and an appropriate timeline, and the employees affected have been notified of the plan's main features. Provisions for restructuring in DNV Group are primarily termination benefits/ severance costs.

Provisions for claims and contingencies reflect claims more likely to materialize than not. The exposure for other claims classified as contingent liabilities, less likely than not to materialize is considered not to be material. Included in other provisions are provisions for onerous contracts and lease contract dilapidations.

#### Post-employment benefits

DNV Group operates various post-employment schemes, including both defined benefit and defined contribution pension plans.

A defined contribution plan is a pension plan under which DNV Group pays fixed contribution into a separate entity (a fund/ insurance company) and will have no legal or constructive obligation to pay further contributions. The pension cost related to the defined contribution plans is equal to the contributions to the employee's pension savings in the accounting period. Multi-employer plans are accounted for as defined contribution plans if sufficient information is not available to apply defined benefit accounting.

A defined benefit plan is a pension plan that is not a defined contribution plan. In the defined benefit plans, DNV Group's obligation is to provide the agreed benefit to current and former employees, actuarial risk and investment risk fall in substance on DNV Group. DNV Group's defined benefit plans are both funded and unfunded. Actuarial assumptions are made to measure the pension obligation and the pension expense. Actuarial assumptions are mutually compatible and reflect the economic relationship between factors such as inflation, rate of salary increase and discount rate. The actuarial assumptions comprise: demographic assumptions such as mortality and employee turnover and financial assumptions such as discount rate, rate of salary- and pension benefit increase. The pension obligations are measured on a discounted basis. Pension plan assets are valued at their fair value. The fair value of plan assets is deducted from the present value of the defined benefit obligation when determining the net defined benefit liability or assets. Actuarial gains and losses are recognized through OCI and are not reclassified to profit or loss in subsequent periods.

Gains or losses linked to changes or terminations of pension plans are recognized in the income statement when they arise. Net interest on the net defined benefit/ assets is presented as part of financial items. Service costs comprising current service costs, past-service costs, gains and losses on curtailments and non-routine settlements are presented as part of payroll expenses.

#### Key judgements and estimates

The preparation of consolidated financial statements requires management to make judgements, estimates and assumptions that affect the reported amounts of revenues, expenses, assets and liabilities, and the disclosures of contingent liabilities, at the end of the reporting period. However, uncertainty about these assumptions and estimates could result in outcomes that require an adjustment to the carrying amount of the asset or liability affected within the next financial year. Key areas subject to management's judgements, estimates and assumptions in DNV Group are: Purchase Price Allocations (PPAs) related to business combinations (ref. note 13), impairment testing of goodwill (ref. note 9), Actuarial calculations of the Defined Benefit Pension plans (ref. note 14), provisions for expected credit losses (ref. note 16) and other provisions (mainly related to legal claims, termination benefits, onerous contracts and lease contract dilapidations) (ref. note 22)

#### Events after the reporting period

New information on DNV Group's financial position on the end of the reporting period which becomes known after the reporting period is recorded in the annual accounts. Events after the reporting period that do not affect DNV Group's financial position on the end of the reporting period, but which will affect DNV Group's financial position in the future are disclosed if significant.

#### Cash flow statement

The cash flow statement is presented using the indirect method. Cash and cash equivalents include cash, bank deposits and other short-term money market deposits with maturities of three months or less.





## STIFTELSEN DET NORSKE VERITAS

### Notes to the financial statements

Amounts in NOK million

## 2. Operating revenue

	STIFTELSEN DET NORSKE VERITAS - CONSOLIDATED	
	2024	2023
<b>Geographical area:</b>		
Norway	7 809.7	6 994.3
Nordic countries	2 196.4	1 711.1
Europe	9 046.4	8 036.9
Asia Pacific	8 398.6	8 130.7
North and South America	7 348.1	6 566.9
Africa	166.7	154.2
<b>Total operating revenue</b>	<b>34 965.8</b>	<b>31 594.1</b>
<b>Business area:</b>		
Maritime	11 438.4	11 013.2
Energy Systems	12 395.0	11 039.0
Business Assurance	4 254.7	3 700.0
Supply Chain & Product Assurance	2 591.8	2 041.4
Digital Solutions	1 569.1	1 467.9
The Accelerator	2 652.6	2 209.8
Real Estate	33.0	14.6
Other	91.2	108.1
<b>Total operating revenue</b>	<b>34 965.8</b>	<b>31 594.1</b>

For management purposes, the DNV Group is organized into business areas based on the industries in which the group operates. DNV Group is structured into six business areas; Maritime, Energy Systems, Business Assurance, Supply Chain & Product Assurance, Digital Solutions and The Accelerator, and one independent business unit, Real Estate.

## 3. Payroll expenses

	STIFTELSEN DET NORSKE VERITAS - CONSOLIDATED	
	2024	2023
Salaries	14 114.3	12 352.9
Bonus expenses	1 500.0	1 441.0
Payroll tax	1 648.9	1 483.1
Pension costs	1 134.5	963.1
Other contributions	1 028.3	868.8
<b>Total payroll expenses</b>	<b>19 426.0</b>	<b>17 108.9</b>
Full time equivalent	15 209	14 637





STIFTELSEN DET NORSKE VERITAS

Notes to the financial statements

Amounts in NOK thousand

4. Remuneration to Group CEO, Board of Directors and auditor fees

Remuneration to Group CEO

Remuneration to Group CEO, Remi Eriksen, is paid from DNV AS. Please refer to note 4 in the financial statements for DNV Group AS for further disclosures.

Board remuneration paid in 2024:			Remuneration to the Control Committee paid 2024:	
Name	Stiftelsen Det Norske Veritas	Other Group companies <sup>1</sup>	Name	Stiftelsen Det Norske Veritas
Jon Fredrik Baksaas	368	668	Tone Lunde Bakker	163
Manon van Beek <sup>2</sup>	42	158	Ørjan Kvelvane	107
Jianxin Chen	97	368	Liv-Runi Syvertsen	107
Nina Ivarsen	97	405	Tore Ulstein	70
Lasse Kristoffersen	230	471		
Adam Niklewski	97	368	Remuneration to the Nomination Committee paid 2024:	
Silvija Seres <sup>3</sup>	55	219	Name	Stiftelsen Det Norske Veritas
Birgit Aagaard-Svendsen	97	470	Harald Serck-Hanssen	73
Ingvild Sæther	97	453	Steffen Syvertsen	31
Jon Eivind Thrane	97	405	Irene Waage Basili	83
Andreas Ringman Uggle	97	452	Remuneration to the Council paid 2024:	
Christian Venderby	97	396	Name	Stiftelsen Det Norske Veritas
			Rebekka Glasser Herlofsen	225
			Harald Solberg	138

1) Includes remunerations for Board Audit Committee, Board Compensation Committee and Committee for innovation and strategic development

2) Member of the Board of Directors from 1 August 2024

3) Member of the Board of Directors until 31 July 2024

Fees to the auditors for 2024:	Stiftelsen Det Norske Veritas	DNV Group auditor other Norwegian entities	DNV Group auditor non-Norwegian entities	Other auditors	Total
Statutory audit	162	10 114	38 851	4 468	53 595
Tax consulting services		45	788	226	1 059
Other audit related services		909	368		1 277
Non-audit services			80	100	179





## STIFTELSEN DET NORSKE VERITAS

### Notes to the financial statements

Amounts in NOK million

#### 5. Other operating expenses

STIFTELSEN DET NORSKE VERITAS			STIFTELSEN DET NORSKE VERITAS - CONSOLIDATED	
2024	2023		2024	2023
0.1	0.0	Travel expenses	1 479.8	1 315.1
0.0	0.0	External hired assistance	2 411.8	2 327.6
0.0	0.0	IT and communication expenses	1 207.4	843.3
0.0	0.0	Losses on accounts receivables	46.3	45.2
5.4	0.0	Administration expenses	1 276.2	1 190.3
0.0	0.0	Education, marketing and recruitment expenses	489.7	457.9
0.0	0.0	Office and real estate expenses	458.4	395.4
0.0	0.0	Other expenses related to customer contracts	1 758.5	1 642.3
43.1	32.0	Other expenses	858.6	916.4
48.6	32.0	<b>Total other operating expenses</b>	<b>9 986.8</b>	<b>9 133.4</b>

#### 6. Financial income and financial expenses

STIFTELSEN DET NORSKE VERITAS			STIFTELSEN DET NORSKE VERITAS - CONSOLIDATED	
2024	2023		2024	2023
300.0	146.8	Return on fixed income funds and equity funds	722.9	353.6
0.0	300.0	Dividend from subsidiaries	0.0	0.0
0.0	0.0	Gain from sale of long-term shareholdings (note 12)	0.0	(35.0)
		Change in fair value of long-term shareholdings	2.3	0.0
0.0	0.0	Net interest on the net defined benefit asset (liability) (Note 14)	33.4	2.7
0.9	0.1	Net interest income (expense) group companies	0.0	0.0
0.0	0.0	Interest expense lease liabilities	(70.1)	(59.6)
0.0	0.0	Interest expense and commitment fee external loan	(169.6)	(148.9)
(0.1)	(0.1)	Other net interest income	39.2	13.6
(1.2)	(0.3)	Currency gains (losses)	(303.3)	12.5
0.0	0.0	Guarantee expenses	(11.6)	(11.7)
0.0	(0.0)	Other financial items	(36.1)	(37.1)
299.7	446.5	<b>Net financial income</b>	<b>207.1</b>	<b>90.0</b>







## STIFTELSEN DET NORSKE VERITAS

### Notes to the financial statements

Amounts in NOK million

Pillar Two legislation has been enacted or substantively enacted in certain jurisdictions where Stiftelsen Det Norske Veritas Group operates. The legislation is effective for the financial year beginning 1 January 2024. Stiftelsen Det Norske Veritas is in scope of the enacted legislation and has performed an assessment of the potential exposure to Pillar Two income taxes.

The assessment of the potential exposure to Pillar Two income taxes is based on country-by-country reporting to the tax authorities and financial reporting for the entities in Stiftelsen Det Norske Veritas Group. Based on the assessment, the Pillar Two effective tax rates in most of the jurisdictions in which Stiftelsen Det Norske Veritas operates are above 15 percent. However, there is a limited number of jurisdictions where the transitional safe harbor relief does not apply, and the Pillar Two effective tax rate is close to 15 percent. Stiftelsen Det Norske Veritas does not expect any material exposure to Pillar Two income taxes in those jurisdictions

### 8. Intangible assets

	Goodwill	Customer contracts and relations	Acquired software and technology	Trademarks	Capitalized software development	Total
<b>Acquisition cost</b>						
1 January 2023	11 097.5	3 111.0	132.5	454.7	3 736.4	18 532.0
Additions	0.0	0.0	0.0	0.0	379.2	379.2
Additions from acquisitions	2 030.0	330.0	66.1	41.1	29.1	2 495.3
Currency translation differences	638.2	193.7	0.0	26.5	87.7	945.1
<b>Total acquisition cost 31 December 2023</b>	<b>13 765.7</b>	<b>3 634.7</b>	<b>198.5</b>	<b>522.3</b>	<b>4 232.5</b>	<b>22 353.7</b>
Additions	19.4	0.0	0.0	4.1	390.7	414.2
Additions from acquisitions	54.8	15.8	31.8	0.0	0.0	102.4
Currency translation differences	625.0	174.7	3.6	23.4	75.7	902.5
<b>Total acquisition cost 31 December 2024</b>	<b>14 464.9</b>	<b>3 825.2</b>	<b>234.0</b>	<b>549.8</b>	<b>4 698.9</b>	<b>23 772.8</b>
<b>Accumulated amortization and impairment</b>						
1 January 2023	(360.9)	(2 531.1)	(77.4)	0.0	(2 385.6)	(5 355.1)
Amortization	0.0	(166.2)	(20.8)	0.0	(254.9)	(441.9)
Currency translation differences	(1.8)	(158.1)	0.2	0.0	(80.8)	(240.4)
<b>Total accumulated amortization and impairment 31 December 2023</b>	<b>(362.7)</b>	<b>(2 855.4)</b>	<b>(98.1)</b>	<b>0.0</b>	<b>(2 723.3)</b>	<b>(6 039.4)</b>
Amortization	0.0	(186.8)	(18.4)	0.0	(289.1)	(494.3)
Impairment	0.0	0.0	0.0	0.0	(29.9)	(29.9)
Currency translation differences	(1.7)	(139.9)	(0.7)	0.0	(67.8)	(210.1)
<b>Total accumulated amortization and impairment 31 December 2024</b>	<b>(364.4)</b>	<b>(3 182.0)</b>	<b>(117.1)</b>	<b>0.0</b>	<b>(3 110.2)</b>	<b>(6 773.7)</b>
<b>Net book value</b>						
<b>31 December 2024</b>	<b>14 100.5</b>	<b>643.2</b>	<b>116.8</b>	<b>549.8</b>	<b>1 588.7</b>	<b>16 999.1</b>
<b>31 December 2023</b>	<b>13 403.0</b>	<b>779.3</b>	<b>100.5</b>	<b>522.3</b>	<b>1 509.2</b>	<b>16 314.3</b>
Useful life	Indef.	1-10 years	1-10 years	Indef.	5-10 years	

Goodwill is not amortized, but is tested annually for impairment (note 9).

Customer contracts and relations are amortized linearly, based on evaluation of useful life.

Software and software development are amortized linearly, based on evaluation of useful life.

Trademarks has an indefinite useful life and are not amortized but tested for impairment annually.





## STIFTELSEN DET NORSKE VERITAS

### Notes to the financial statements

Amounts in NOK million

#### 9. Impairment testing of Goodwill and Other intangible assets

Goodwill obtained through acquisitions is allocated to the applicable cash generating units (CGU) in the DNV Group that are expected to benefit from the acquisition. The CGUs reflect and correspond to the lowest level the DNV Group management prepare plans, monitors and follow up its business activities.

Except for The Accelerator, the CGUs correspond to DNV Group's business areas; Maritime, Energy Systems, Business Assurance, Supply Chain & Product Assurance and Digital Solutions. The Accelerator is organized into the individual business units; Inspection, Digital Health Imatis, Digital Health MBI and Cyber Security, which are considered as separate CGU's

The CGU tested consist of goodwill, other intangible assets, tangible fixed assets and working capital. The group bases its impairment calculations on, budgets and long-term financial plans, which are prepared separately for each of the DNV Group's CGUs to which the individual assets are allocated. Goodwill is tested for impairment annually as part of the DNV Group's annual plan process (approved by Board of Directors in December) and when circumstances indicate that the carrying value may be

Goodwill and trademarks (not amortized) are allocated to the business areas/ cash generating units as follows:

	Trademarks		Goodwill	
	2024	2023	2024	2023
Maritime	271.6	259.4	3 780.6	3 575.7
Energy Systems	193.6	185.1	6 320.0	5 976.9
Business Assurance	5.2	5.1	235.4	304.9
Supply Chain & Product Assurance	0.0	0.0	934.1	910.8
The Accelerator - Inspection	33.2	31.6	799.9	763.0
The Accelerator - Digital Health Imatis	0.0	0.0	433.6	433.6
The Accelerator - Digital Health MBI	0.0	0.0	177.7	161.4
The Accelerator - Cyber Security	46.3	41.1	1 371.0	1 228.7
Digital Solutions	0.0	0.0	47.9	47.9
<b>Total goodwill</b>	<b>549.8</b>	<b>522.3</b>	<b>14 100.5</b>	<b>13 403.0</b>

The Group has used value in use to determine recoverable amounts for the CGUs. Value in use is determined by using the discounted cash flow method. The expected cash flows are based on the business areas' (individual business units for Accelerator) budgets and long term plans, which are approved by the Board of Directors and executive management. Budgets and long-term plans cover maximum a five year period. The growth rates used to project cash flows beyond the explicit 5 year plan period are based on management's past experience and market development expectations. When relevant, risk has been reflected in the cash flow estimates through probability weighted scenarios.

	2024		2023	
	Cost of capital (WACC) - Post-tax	Long-term nominal growth rate	Cost of capital (WACC) - Post-tax	Long-term nominal growth rate
<b>Key assumptions per cash-generating unit:</b>				
Maritime	7.7 %	1.5 %	7.9 %	1.5 %
Energy Systems	8.1 %	1.5 %	8.4 %	1.5 %
Business Assurance	7.4 %	1.5 %	7.7 %	1.5 %
Supply Chain & Product Assurance	8.6 %	1.5 %	8.7 %	1.5 %
Digital Solutions	9.2 %	1.5 %	9.2 %	1.5 %
The Accelerator - Inspection	7.7 %	1.5 %	9.9 %	1.5 %
The Accelerator - Digital Health Imatis	9.0 %	1.5 %	9.1 %	1.5 %
The Accelerator - Digital Health MBI	9.7 %	1.5 %	9.5 %	1.5 %
The Accelerator - Cyber Security	6.3 %	1.5 %	8.5 %	1.5 %

#### Sensitivity analysis:

Except for the CGUs within Digital Health, none of the CGU's will be in an impairment situation unless there are material changes in the key assumptions, and these changes are considered to be outside the probable outcome.

CGU Digital Health Imatis (Imatis) and CGU Digital Health MBI (MBI) are the smallest CGUs in the DNV Group with a total carrying value of respective NOK 571 million and NOK 260 million, which are close to the estimated recoverable amounts. As the CGUs are close to an impairment, they will be followed up closely against financial and business plans. A 1% decrease in EBITDA-margin will lead to NOK 21 million impairment in Imatis and a 14 million impairment in MBI. A 0.5 % point increase in WACC will lead to an impairment of NOK 40 million in Imatis and an impairment of 22 million in MBI.





STIFTELSEN DET NORSKE VERITAS

**Notes to the financial statements**

Amounts in NOK million

10. Fixed assets

	Land, buildings and other property	Office equip- ment, fixtures and fittings	Right-of-use asset <sup>1</sup>	Total
<b>Acquisition cost</b>				
Total acquisition cost 31 December 2023	3 219.0	3 502.6	3 151.6	9 873.2
Additions	80.6	301.2	415.9	797.7
Additions from business combinations	0.4	51.9	57.9	110.3
Disposals	(2.4)	(168.2)	(107.6)	(278.2)
Currency translation differences	58.9	84.9	85.6	229.5
<b>Total acquisition cost 31 December 2023</b>	<b>3 356.5</b>	<b>3 772.4</b>	<b>3 603.4</b>	<b>10 732.4</b>
Additions	44.6	360.9	340.3	745.7
Additions from business combinations	0.0	2.0	0.9	2.9
Disposals	(9.1)	(52.8)	(62.7)	(124.6)
Currency translation differences	75.4	146.0	150.2	371.7
<b>Total acquisition cost 31 December 2024</b>	<b>3 467.5</b>	<b>4 228.6</b>	<b>4 032.1</b>	<b>11 728.2</b>
<b>Accumulated depreciation</b>				
1 January 2023	(1 557.4)	(3 039.0)	(1 615.6)	(6 212.0)
Depreciation	(79.5)	(197.4)	(409.7)	(686.6)
Disposals	1.4	157.6	0.0	159.0
Currency translation differences	(24.2)	(67.3)	0.0	(91.6)
<b>Total accumulated depreciation 31 December 2023</b>	<b>(1 659.7)</b>	<b>(3 146.0)</b>	<b>(2 025.4)</b>	<b>(6 831.1)</b>
Depreciation	(75.2)	(200.5)	(410.0)	(685.7)
Disposals	7.8	29.1	11.3	48.2
Currency translation differences	(45.0)	(106.0)	(9.5)	(160.4)
<b>Total accumulated depreciation 31 December 2024</b>	<b>(1 772.1)</b>	<b>(3 423.4)</b>	<b>(2 433.5)</b>	<b>(7 629.0)</b>
<b>Net book value</b>				
<b>31 December 2024</b>	<b>1 695.3</b>	<b>805.2</b>	<b>1 598.6</b>	<b>4 099.1</b>
<b>31 December 2023</b>	<b>1 696.7</b>	<b>626.4</b>	<b>1 578.1</b>	<b>3 901.2</b>
Useful life	15-67 years/ indefinite (land)	3-15 years	1-15 years	
Depreciation plan	Linear	Linear	Linear	

1) Right-of-use asset relates to leases of office buildings





## STIFTELSEN DET NORSKE VERITAS

### Notes to the financial statements

Amounts in NOK million

#### 11. Investments in subsidiaries

Stiftelsen Det Norske Veritas owns 100 % of the shares in Det Norske Veritas Holding AS.

Company	Business office	Share capital in 1000 local curr. <sup>1</sup>	Ownership	Book value
Det Norske Veritas Holding AS	Bærum, Norway	NOK 11 138	100 %	211.4
<b>Total Investment in subsidiaries</b>				<b>211.4</b>

Det Norske Veritas Holding AS is the 100% shareholder of DNV Group AS. See note 30 in the financial statements of DNV Group AS for an overview of subsidiaries of DNV Group AS.

#### 12. Long-term shareholdings

Company	Ownership	Book value 31.12.2024	Book value 31.12.2023
Kezzler AS	13.7 %	84.4	102.5
Leapfrog Power Inc.	5.2 %	38.2	32.6
Energy Impact Fund SCSp	1.7 %	30.3	24.2
Raptor Maps Inc	2.0 %	29.3	15.9
Scout Drone Inspection AS	14.2 %	21.3	19.0
Provision Analytics Inc.	10.7 %	21.1	9.1
VeChain Technology (HK) Company Limited	3.0 %	16.5	15.6
2021.AI	4.0 %	16.0	0.0
HST Solar Farms Inc.	3.0 %	14.6	14.6
NatureAlpha	9.3 %	13.9	0.0
Complai AS	18.0 %	13.9	3.9
Valoritalia S.r.l.	7.0 %	11.1	11.1
Cyral UK Ltd.	17.2 %	7.7	0.0
Smartwatt AS	13.2 %	7.0	7.0
Ofiniti AS	43.3 % <sup>1</sup>	20.5	0.0
Other		6.2	6.2
<b>Total</b>		<b>352.0</b>	<b>261.5</b>

1) As a materiality consideration, the share investment in Offinity AS is presented under Long-term shareholding instead of as an Investment in associates





## STIFTELSEN DET NORSKE VERITAS

### Notes to the financial statements

Amounts in NOK million

#### 13. Business Combinations

##### Acquisitions 2024

In March 2024, DNV Group acquired the remaining 49% shares of the subsidiary company, Ocean Ecology Limited. As Ocean Ecology Limited has been fully consolidated with a 49% non-controlling interest, the acquisition cost for the shares, NOK 128.1 million, has consequently been reflected through equity.

1 August 2024, DNV Group acquired 100% of the shares in CyberOwl Limited ('CyberOwl'), a global expert in cyber risk monitoring and threat management onboard maritime vessels. CyberOwl provides security monitoring services onboard more than 1 000 vessels across the world, supported by more than 70 experts located in the UK and Singapore. The acquisition strengthens DNV's maritime cyber security and emergency response services portfolio.

Company/ activities	Transaction date	Ownership	Purchase currency	Acquisition cost local currency	Transaction costs expensed mill NOK	External revenue incl. in 2024 acct. mill NOK	Proforma external revenue mill NOK <sup>1</sup>
CyberOwl	1 Aug 2024	100 %	GBP	3.2	6.4	4.6	24.8

1) Proforma external revenue reflects revenue recognized if the entity had been consolidated in DNV Group for the full year.

Purchase price allocation (PPA)	Of which:						
	Acquisition cost	Customer relations	Customer contracts	Technology	Deferred tax	Net assets	Goodwill
CyberOwl	45.5	10.9	4.9	31.8	(11.9)	(45.1)	54.8

##### Cash flow from acquisitions:

Net cash acquired with the subsidiaries	4.4
Consideration paid in cash	(45.5)
Acquired non-controlling interest	(128.1)
Contingent consideration for previous year's acquisition paid 2024	(102.0)
<b>Net cash flow from acquisitions</b>	<b>(271.2)</b>

##### Acquisitions 2023

1 January 2023, DNV Group acquired 100% of the shares in Proxima Solutions GmbH ('Proxima'), an artificial intelligence enabled wind software-as-a-service provider. The acquisition strengthens Business Area Energy Systems' green power monitoring portfolio. Proxima Solutions provides a digital platform for remote monitoring and asset management of renewable energy plants.

3 January 2023, DNV Group acquired 100% of the shares in the Sydney based solar data specialist Solar and Storage Modelling Pty Ltd ('Solcast'). Solcast is a global solar irradiance data and forecasting provider. The acquisition contributes to further expand Business Area Energy System's offering to solar energy customers with digital and data-driven services that help maximize the value of solar power plants globally.

10 July 2023, DNV Group acquired 100% of the shares in Synergy Environmental Limited ('Enviroguide Consulting'), an environmental and sustainability consultancy company based in Dublin. The acquisition strengthens DNV Group's foothold in the UK and Ireland region and expands DNV Group's portfolio of environmental and sustainability solutions and services.

10 August 2023, DNV Group acquired 100% of the shares in Åkerblå Group AS ('Åkerblå Group'), a marine health company with headquarter in Norway. Åkerblå Group provides clients with knowledge-based advice and verification through interdisciplinary expertise in fish health, biodiversity and technical services, to use for sustainable practices and operations in the ocean. The acquisition will strengthen DNV Group's existing aquaculture and offshore renewables services portfolio in Europe.

31 August 2023, DNV Group acquired 100% of the shares in ANB Systems, a Houston-based software as a service (SaaS) company providing energy programme services to utility and regulatory body customers. The acquisition will support Business Area Energy System's ongoing commitment to support customers in leading and accelerating the energy transition.

In February 2023, DNV Group announced a bid to acquire Nixu Corporation Oyj ('Nixu Group'), the largest company specializing in cyber security services on the Nordic market. As Nixu was a publicly listed company, the acquisition was subject to a public tender offer process that invited Nixu shareholders to sell their shares to DNV within a specified timeframe. The final results of the public tender offer were released 8 June 2023, confirming that the acquisition would go ahead, with DNV Group acquiring 93.4% of Nixu shares. DNV's acquisition of Nixu was announced externally 20 June 2023. DNV representatives joined Nixu's Board of Directors in June 2023. DNV initiated the process to acquire the remaining Nixu shares and applied to delist Nixu from the Nasdaq Helsinki Stock Exchange, this process was finalized late December 2023. DNV AS became the majority shareholder of Nixu from 12 June 2023, however Nixu continued to operate as an independent, stock-listed company until the delisting in December 2023.

Headquartered near Helsinki, Finland, Nixu employs around 400 cyber security specialists in Finland, Sweden, Denmark, the Netherlands, and Romania. The company enables customers from a broad range of industries – from telecoms to energy – to identify cyber security vulnerabilities, protect their systems from threats, and detect and respond to attacks. Nixu also operates a certification business for information security. The acquisition of Nixu will together with DNV Group's cyber security units and Applied Risk, the Netherland-based company specializing in industrial cyber security (acquired by DNV Group in 2021), create a cyber security community within Business Area The Accelerator.





## STIFTELSEN DET NORSKE VERITAS

### Notes to the financial statements

Amounts in NOK million

Company/ activities	Transaction date	Ownership	Purchase currency	Acquisition cost local currency mill	Transaction costs expensed mill NOK	External revenue incl. in 2023 acct. mill NOK	Proforma external revenue mill NOK
Proxima <sup>1,2</sup>	1 Jan 2023	100 %	EUR	3.7	3.9	8.0	10.6
Solcast <sup>2</sup>	3 Jan 2023	100 %	AUD	30.4	2.3	29.3	29.3
Synergy Environmental Limited	10 July 2023	100 %	EUR	9.0	2.2	22.7	45.3
Åkerblå Group	10 Aug 2023	100 %	NOK	528.5	6.4	196.9	590.6
ANB Systems	31 Aug 2023	100 %	USD	39.4	7.7	36.8	110.5
Nixu Group	12 June 2023	100 %	EUR	97.5	48.6	340.5	705.2

1) Merged with Germanischer Lloyd Industrial Services GmbH in September 2023

2) Acquisition paid 2022, formally acquired in 2023/ control transferred 2023, ref note 18

Purchase price allocation (PPA)	Acquisition cost	Of which:					Net assets	Goodwill
		Customer relations	Customer contracts	Technology	Trademarks	Deferred tax		
Proxima	41.5	5.5	1.6	16.4		(7.0)	(18.0)	43.1
Solcast	210.0	14.9	2.2	30.3		(14.2)	3.8	173.0
Synergy Environmental Limited	101.2	14.9	2.0			(2.2)	16.8	69.8
Åkerblå Group	528.5	16.4	91.2			(23.7)	(46.4)	490.9
ANB Systems	399.5	12.1	24.2	19.4		(15.1)	37.1	321.7
Nixu Group	1 093.4	26.7	118.3		41.1	(29.0)	(20.2)	956.4

#### Cash flow from acquisitions:

Net cash acquired with the subsidiaries	112.9
Consideration paid in cash	(2 124.3)
Contingent consideration for previous year's acquisition paid 2023	(45.6)
<b>Net cash flow from acquisitions</b>	<b>(2 057.0)</b>





## STIFTELSEN DET NORSKE VERITAS

### Notes to the financial statements

Amounts in NOK million

#### 14. Pension costs, plan assets and defined benefit pension liabilities

All employees are employed in subsidiaries of Stiftelsen Det Norske Veritas. DNV Group has both defined contribution pension plans and defined benefit pension plans. 14 193 employees are covered by the defined contribution pension plans while 3 744 persons (employees and pensioners) are covered by defined benefit pension plans. All defined benefit pension plans are closed for new entrants, however active members still build up their pension rights under these plans.

The structure of the defined benefit pension plans depends on the legal, tax and economic conditions in the respective country, and is usually based on length of service and remuneration of the employee. The defined benefit pension plans are covered through separate pension funds, through arrangements with independent insurance companies or through unfunded plans.

The defined benefit pension plans in Norway are financed mainly through a separate pension fund 'DNV Pensjonskasse'. For defined benefit pension plans in Germany, the major plans are unfunded with the gross liability reflected as a pension liability, however there are also pension plans in Germany financed through independent insurance companies. Of the other defined benefit pension plans, the major UK plans (closed in 2017) are financed through a separate pension fund, while the other plans are mainly financed through independent administrative funds/insurance companies. The pension cost and the pension liabilities as included in the accounts and in this note, are based on the presented actuarial assumptions, together with remuneration of the employee and length of service.

Contribution to the DNV Group's pension plans are made in accordance with common actuarial methods and statutory regulations in the country where the pension plan is administered. Total pension costs for 2024 are NOK 1 134.5 million of which NOK 154.1 million are related to the defined benefit pension plans and NOK 980.4 million are related to the defined contribution pension plans and end of service benefit plans.

The DNV Group participates in pension schemes in Netherlands, Sweden and Spain classified as multi-employer plans. These multi-employer plans are classified as defined benefit plans, but as sufficient information on each participant's proportionate share of specific obligation and fair value of related assets is not available, they are accounted for as defined contribution plans.

The Norwegian companies in the DNV Group are subject to the Norwegian Pension Act. The companies' pension plans fulfil the requirements of the law. Norwegian employees are covered either by the Norwegian defined contribution pension plan (mainly employees employed after 1 January 2005), or the defined benefit pension plan organized in one Norwegian pension fund (employees employed before 1 January 2005) and in one unfunded pension plan (employees employed before 1 January 2005). The pension assets in the Norwegian pension fund 'DNV Pensjonskasse' are invested as follows:

Market value of plan assets in Norway	31 Dec. 2024	31 Dec. 2023
Buildings and property	155.0	140.0
Mutual equity funds and hedge funds	6 231.2	5 574.0
Norwegian bonds and bond funds	3 149.7	2 726.4
Non-Norwegian bonds and bond funds	408.7	505.8
Bank accounts, other assets and liabilities	89.4	62.4
<b>Total market value of plan assets Norway (DNV Pension fund)</b>	<b>10 034.1</b>	<b>9 008.6</b>
Effect of asset ceiling	0.0	(168.0)
<b>Total value of plan assets Norway after asset ceiling (DNV Pension fund)</b>	<b>10 034.1</b>	<b>8 840.6</b>
<b>Actual return on plan assets</b>	<b>1 219.2</b>	<b>1 049.7</b>

Pension cost - defined benefit pension plans:	Funded Norwegian defined benefit pension plans		German defined benefit pension plans		Other defined benefit pension plans	
	2024	2023	2024	2023	2024	2023
Current service cost	105.0	103.6	28.3	25.0	6.0	5.3
Payroll tax	14.8	14.6	0.0	0.0	0.0	0.0
<b>Net present value of this year's pension contr.and curtailm. incl. payroll tax</b>	<b>119.8</b>	<b>118.2</b>	<b>28.3</b>	<b>25.0</b>	<b>6.0</b>	<b>5.3</b>
Net interest on the net defined benefit liability (asset)	(102.8)	(83.6)	88.0	94.4	(4.2)	(1.7)
Payroll tax	(14.5)	(11.8)	0.0	0.0	0.0	0.0
<b>Net interest on the net defined benefit liability (asset) incl. payroll tax</b>	<b>(117.2)</b>	<b>(95.4)</b>	<b>88.0</b>	<b>94.4</b>	<b>(4.2)</b>	<b>(1.7)</b>





STIFTELSEN DET NORSKE VERITAS

Notes to the financial statements

Amounts in NOK million

Net pension asset (liabilities) - defined benefit pension plans:	Funded Norwegian defined benefit pension plans		German defined benefit pension plans		Other defined benefit pension plans	
	31 Dec. 2024	31 Dec. 2023	31 Dec. 2024	31 Dec. 2023	31 Dec. 2024	31 Dec. 2023
Market value of plan assets <sup>2</sup>	10 034.1	8 840.6	121.8	111.4	1 778.5	1 763.6
Actuarial present value of pension liabilities	(6 119.0)	(5 835.6)	(2 738.5)	(2 628.2)	(1 661.9)	(1 691.5)
Payroll tax <sup>1</sup>	(88.7)	(88.7)	0.0	0.0	0.0	0.0
<b>Net pension asset (liabilities)</b>	<b>3 826.3</b>	<b>2 916.3</b>	<b>(2 616.7)</b>	<b>(2 516.8)</b>	<b>116.6</b>	<b>72.1</b>

Hereof recorded in the balance sheet as:

Net pension asset <sup>2</sup>	3 826.3	2 916.3	0.0	0.0	170.8	127.8
Pension liabilities	0.0	0.0	(2 616.7)	(2 516.8)	(54.2)	(55.7)

1) Payroll tax is calculated on the unfunded pension liabilities

2) Market value of plan assets Norwegian defined benefit pension plans 31 Dec. 2024 was justified through asset ceiling test 31 Dec. 2024. Market value of plan assets Norwegian defined benefit pension plans 31 Dec. 2023 was justified through asset ceiling test in 31 Dec. 2023 with capping of NOK 168 million.

The assumptions for calculation of the pension liabilities in Norway have been changed from 31.12.2023 to 31.12.2024; discount rate, covered bonds has been increased from 3.3% to 3.9%, the real wage growth has been increased from 1.0% to 1.5%, and the growth in pension benefits has been increased from 2.25% to 2.75%. The changed assumptions led to increased pension liabilities of NOK 87 million in 2024.

The assumptions for calculation of the pension liabilities in Germany have been changed from 31.12.2023 to 31.12.2024; discount rate has been reduced from 3.5% to 3.45%. The changed assumptions led to increased pension liabilities of NOK 1.0 million in 2024.

NOK 594.1 million net actuarial gain on defined benefit pension plans have been reflected in other comprehensive income/ other equity in 2024, following mainly from positive actual return on the plan assets in Norway.

The calculations of the pension liabilities are based on the following actuarial assumptions:

	Norwegian plans <sup>2</sup>		German plans		Other plans	
	31 Dec. 2024	31 Dec. 2023	31 Dec. 2024	31 Dec. 2023	31 Dec. 2024	31 Dec. 2023
Discount rate <sup>1</sup>	3.90 %	3.30 %	3.45 %	3.5%	2.87-5.5%	3.14-4.5%
Projected annual salary adjustment	4.00 %	3.50 %	2.70 %	2.7%	2.6-4.5%	2.3-5%
Projected annual increase in pension benefit	2.75 %	2.25 %	2.20 %	2.2%	2.1-3.0%	1.9-2.9%
Projected annual increase of Norwegian government basis pension	3.75 %	3.25 %				
<b>Expected annual return on plan assets</b>	<b>3.90 %</b>	<b>3.30 %</b>	<b>3.45 %</b>	<b>3.5%</b>	<b>2.87-5.5%</b>	<b>3.14-4.5%</b>

1) Covered bond rate for Norwegian plans

2) The pension liability calculations for the Norwegian plans are based on K2013BE (standard best estimate mortality table).

The retirement age in the DNV Group differs from country to country. In the most significant pension plans the ordinary retirement age is 67 years (Norway) and 65 - 67 years (Germany). To align with German regulations, the major German pension plans are gradually shifting from 65 to 67 years based on the year of birth of the plan members. Some managers and employees are entitled to early retirement before 67, with full pension rights earned.

Sensitivity analysis of pension calculations

The sensitivity analysis below have been determined based on reasonably possible changes of the respective assumptions occurring at the end of the reporting period, while keeping all other assumptions unchanged. Sensitivities decrease (increase) defined benefit obligation year-end.

Assumptions	Discount rate		Future salary increases	
	0.5 % increase	0.5 % decrease	0.5 % increase	0.5 % decrease
<b>Sensitivity level</b>				
Impact on defined benefit obligation Norwegian plans	414.8	(464.2)	(151.8)	153.3
Impact on defined benefit obligation German plans	153.0	(151.8)	(10.6)	10.5





## STIFTELSEN DET NORSKE VERITAS

### Notes to the financial statements

Amounts in NOK million

#### 15. Other non-current receivables

STIFTELSEN DET NORSKE VERITAS - CONSOLIDATED		
	2024	2023
Loans to employees	12.8	15.2
Arrangement fee external loan	5.8	8.2
Other pension related assets	352.5	288.0
Other non-current receivables	156.6	128.4
<b>Total other non-current receivables</b>	<b>527.7</b>	<b>439.8</b>

#### 16. Trade receivables, contract assets and contract liabilities

STIFTELSEN DET NORSKE VERITAS - CONSOLIDATED		
	2024	2023
Gross trade receivables	5 428.1	5 158.9
Expected credit losses	(155.4)	(133.2)
<b>Net trade receivables</b>	<b>5 272.7</b>	<b>5 025.7</b>

In line with IFRS 9 simplified approach for measuring expected credit losses, DNV Group uses a lifetime expected loss allowance for all trade receivables and contract assets. DNV Group use a provision matrix as a practical expedient to calculate the expected credit losses on trade receivables.

Contract assets represent DNV Group's right to consideration in exchange for services transferred to the customer; work performed on customer contracts, not yet invoiced. Expected credit losses on contract assets are considered to be immaterial.

Provision matrix:	Gross Trade rec.	ECL provision
Contract assets	3 744.3	-
Trade receivables not due	3 337.5	-
Trade receivables < 180 days overdue - (specific ECL provision)	1 842.0	-
Trade receivables 180-360 days overdue (33% ECL provision)	120.6	40.2
Trade receivables exceeding 360 days overdue (90% ECL provision)	128.0	115.2
<b>Total</b>	<b>5 428.1</b>	<b>155.4</b>

Contract liabilities of NOK 2 913.0 million (NOK 2 693.7 million 2023) represent DNV Group's obligation to transfer services to customers, for which consideration is received; invoice issued according to customer contracts, performance obligation not yet transferred. Contract liabilities are recognized as current liabilities in the statement of financial position.





## STIFTELSEN DET NORSKE VERITAS

### Notes to the financial statements

Amounts in NOK million

#### 17. Other receivables and prepayments

	STIFTELSEN DET NORSKE VERITAS - CONSOLIDATED	
	2024	2023
Prepaid VAT, withholding tax and corporate income tax	261.6	337.0
Prepayments to suppliers	415.1	405.4
Unrealized gain derivative financial instruments	95.6	330.7
Other current receivables	252.0	248.8
<b>Total other receivables and prepayments</b>	<b>1 024.2</b>	<b>1 321.9</b>

#### 18. Related party transactions

DNV AS has a lease agreement for the office building in Stavanger, Norway with the related party DNV Pension fund, the rent expensed in 2024 amounts to NOK 4.8 million.

DNV AS has a service agreement with the related party DNV Pension fund for management and administrative services. The revenue recognized for these services in 2024 is NOK 0.4 million.





## STIFTELSEN DET NORSKE VERITAS

### Notes to the financial statements

Amounts in NOK million

#### 19. Cash and bank deposits

Stiftelsen Det Norske Veritas participates in DNV Group AS' cash pool system with Danske Bank. Balances on bank accounts participating in the cash pool are considered as internal assets or liabilities vis-à-vis DNV Group AS.

DNV Group AS has the following cash pool systems:

Bank	Overdraft facility (million)	Participating entities	Balance 31 Dec 2024 (mill NOK)	
Danske Bank	NOK 500	Most subsidiaries in Norway, Denmark, Sweden, Finland, UK, Ireland, and the Baltics		1 396,1
Deutsche Bank	EUR 20	Several subsidiaries in Europe		167,6
Bank of America		Most of the subsidiaries in US		-29,7
Bank of America		Most of the subsidiaries in Canada		12,5
DNB ASA		DNV AS and DNV Group AS		7,1
Citibank - AED		Some subsidiaries in Middle East		43,5
Citibank - AUD		Some subsidiaries in Australia		29,8
Citibank - CNY		DNV China Company Limited		310,7
Citibank - EUR		Some subsidiaries in Europe		11,2
Citibank - HKD		Some subsidiaries in Hong Kong		8,8
Citibank - JPY		Some subsidiaries in Japan		13,9
Citibank - NZD		DNV New Zealand Ltd.		8,4
Citibank - OMR		DNV Muscat LLC		17,4
Citibank - SGD		Some subsidiaries in South East Asia		6,6
Citibank - USD		Some subsidiaries in Middle East and South East Asia		65,4
<b>Total cash-pool systems</b>				<b>2 069,3</b>
Fixed income funds			544,9	5 128,3
Equity funds			1 359,0	2 507,9
Local bank accounts			0,0	2 259,3
<b>Total cash and bank deposits Stiftelsen Det Norske Veritas Consolidated</b>				<b>11 964,7</b>
<b>Total cash and bank deposits Stiftelsen Det Norske Veritas</b>				<b>1 903,9</b>

Some of the following DNV Group AS' wholly owned subsidiaries have local credit facilities guaranteed by DNV Group AS or DNV AS through parent company guarantees:

Bank	Overdraft facility (million)	Participating entity	Drawn 31 Dec 2024
Citibank India	INR 160	DNV MES India Private Limited	Undrawn

Other facilities:

Bank	Facility amount (million)	Participating entity	Drawn 31 Dec 2024
Citibank	CNY 50	DNV China Company Limited	Undrawn
Citibank	INR 40	DNV Business Assurance India Private Limited	Undrawn
Citibank	INR 30	DNV Business Assurance India Private Limited	Undrawn
Citibank	INR 370	DNV Shared Services India Private Limited	INR 30
Citibank	BRL 15	DNV Classificacao, Certificacao e Consultoria Brasil Ltda	Undrawn
Citibank	BRL 10	DNV Business Assurance Avaliacao e Certificacoes Brasil Ltda	Undrawn
Citibank	KRW 17 000	DNV Korea Ltd	Undrawn
Citibank	EUR 1	DNV Hellas - Classification and Certification Single Member SA	Undrawn
Banco de Chile	CLP 1 400	DNV Chile SpA	Undrawn

Cash and bank deposits in the balance sheet comprise cash at banks and on hand and short-term deposits with a maturity of three months or less, which are subject to an insignificant risk of changes in value.





## STIFTELSEN DET NORSKE VERITAS

### Notes to the financial statements

Amounts in NOK million

#### 20. Interest bearing loans and borrowings

DNV Group AS issued two bond loans in 2024 which are listed at the Nordic Alternative Bond Market (Nordic ABM). The bond loans consist of a NOK 750 million 3 year floating rate bond maturing in 2027 with a margin of 3 month nibar +57 basis points and a NOK 1 250 million 5 year floating rate bond maturing in 2029 with a margin of 3 month nibar +72 basis points. Hence, DNV Group AS will have risk related to fluctuations in NIBOR. The bonds are unsecured and have negative pledge clauses.

DNV Group AS previously had an agreement for a NOK 2 998 million term loan with a bank syndicate consisting of Danske Bank, Norwegian Branch, Handelsbanken Norwegian branch of Svenska Handelsbanken AB and Nordea Bank Abp, filial i Norge. The loan was repaid in November 2024.

DNV Group AS has an agreement for a NOK 3 000 million multi-currency revolving credit facility with a bank syndicate consisting of Handelsbanken Norwegian branch of Svenska Handelsbanken AB, Danske Bank, Norwegian Branch and Nordea Bank Abp, filial i Norge. The facility expires in December 2028 and was undrawn per year-end 2024. The credit agreement supporting this facility has certain covenants, including a negative pledge clause, and also restrict DNV Group AS' ability to freely dispose of material assets. The credit agreement requires that DNV Group AS' net interest bearing debt on a consolidated basis does not exceed a set level relative to EBITDA. DNV Group AS was well within all covenants at year-end.

DNV MES India Private Limited has an agreement for a INR 250 million term loan with Citibank. The loan expires in June 2028. The credit agreement supporting this loan has negative pledge and certain disposal restrictions on the Borrower. DNV Group AS has given a parent company guarantee in favor of Citibank. The interest on the loan consist of a floating interest element of 3 month t-bill plus a margin. Hence, DNV MES India Private Limited AS will have risk related to fluctuations in the 3 month t-bill. The loan is included in the Statements of financial position as Interest bearing loans and borrowings (Non-current liabilities).

#### 21. Lease liabilities

Lease liabilities maturity profile	Undiscounted values		Discounted values	
	2024	2023	2024	2023
Within one year	433.6	421.6	387.4	405.6
After one year but not more than five years	1 069.4	1030.6	955.6	947.4
More than five years	484.5	517.2	432.9	377.9
<b>Future minimum lease</b>	<b>1 987.4</b>	<b>1 969.4</b>	<b>1 775.9</b>	<b>1 730.9</b>
<b>Summary of the lease liabilities in the financial statements:</b>			<b>2024</b>	<b>2023</b>
Total lease liabilities at 1 January			1 730.9	1 691.1
New lease liabilities recognised in the year			331.5	405.4
New leases due to acquisitions			0.9	57.8
Cash payments for the principal portion of the lease liability			(452.5)	(456.3)
Derecognition			(51.0)	(112.3)
Interest expense on lease liabilities			70.1	59.6
Currency exchange differences			146.1	85.6
<b>Total lease liabilities at 31 December</b>			<b>1 775.9</b>	<b>1 730.9</b>
Non-current lease liabilities			1 388.5	1 325.3
Current lease liabilities			387.4	405.6





## STIFTELSEN DET NORSKE VERITAS

### Notes to the financial statements

Amounts in NOK million

#### 22. Provisions

STIFTELSEN DET NORSKE VERITAS - CONSOLIDATED				
	Claims and contingencies	Restructuring	Other provisions	Total
<b>Balance at 1 January 2023</b>	<b>8.4</b>	<b>33.3</b>	<b>86.2</b>	<b>127.9</b>
Currency translation differences	0.0	1.2	3.9	5.1
Additions	0.0	27.5	1.0	28.4
Utilization	(0.4)	(18.3)	(8.3)	(27.1)
Reversal	0.0	(4.5)	(5.8)	(10.2)
<b>Balance at 31 December 2023</b>	<b>7.8</b>	<b>39.2</b>	<b>77.0</b>	<b>124.1</b>
Current	7.8	39.2	20.1	67.1
Non-current	0.0	0.0	56.9	56.9
<b>Balance at 1 January 2024</b>	<b>7.8</b>	<b>39.2</b>	<b>77.0</b>	<b>124.1</b>
Currency translation differences	0.0	1.2	6.4	7.6
Additions	0.0	52.2	43.4	95.6
Utilization	(0.2)	(24.6)	(6.6)	(31.4)
Reversal	0.0	0.0	(2.2)	(2.2)
<b>Balance at 31 December 2024</b>	<b>7.7</b>	<b>68.0</b>	<b>117.9</b>	<b>193.6</b>
Current	7.7	68.0	61.0	136.8
Non-current	0.0	0.0	56.8	56.8

#### 23. Other non-current liabilities

STIFTELSEN DET NORSKE VERITAS - CONSOLIDATED		
	2024	2023
End of service benefit schemes liabilities <sup>1</sup>	378.5	311.5
Contingent considerations (Deferred acquisition costs) - non-current part	51.0	81.4
<b>Other non-current liabilities</b>	<b>230.2</b>	<b>200.9</b>
<b>Total other non-current liabilities</b>	<b>659.7</b>	<b>593.7</b>

1) End of service benefit plans (mainly in Middle East and Asian countries with statutory defined benefit plan requirements), required by law and fully settled at retirement/resignation.

#### 24. Other current liabilities

STIFTELSEN DET NORSKE VERITAS - CONSOLIDATED		
	2024	2023
Accrued bonus to employees	1 500.0	1 441.0
Accrued holiday allowances	635.8	542.9
Accrued expenses salary related	672.8	553.5
Accrued expenses related to customer contracts	469.2	454.8
Contingent considerations (Deferred acquisition costs) - current part	130.6	174.0
Accrued expenses and other current liabilities	919.4	904.1
<b>Total other current liabilities</b>	<b>4 327.8</b>	<b>4 069.6</b>





## STIFTELSEN DET NORSKE VERITAS

### Notes to the financial statements

Amounts in NOK million

#### 25. Financial market risk

Stiftelsen Det Norske Veritas consolidated (DNV)'s main financial market risks are liquidity risk, foreign currency risk, credit risk, interest rate risk and pension plan risk.

##### Liquidity risk

DNV monitors its liquidity risk on an ongoing basis. The liquidity forecasting considers planned investments in non-current assets, financing activities, working capital needs, as well as projected cash flows from operations.

##### Foreign currency risk

DNV has revenues and expenses in approximately 60 currencies. Of these, six currencies (NOK, EUR, USD, CNY, GBP and KRW) make up for 79% of the total revenue. In most currencies the group has a natural hedge through a balance of revenue and expenses. However, a significant portion of DNV's net income is based on the USD or currencies closely correlated to the USD. DNV's management has a mandate to hedge up to 75% of forecasted USD or USD-correlated net cash flow exposure 18 months forward. At year-end 2024, DNV hedged USD 200 million of its future cash flow through forward contracts. For currency hedging, the DNV does not apply hedge accounting and realized and unrealized gains and losses are recognized in the income statement. Unrealized gain at year-end is NOK 96 million. DNV is also materially exposed to the re-evaluation of balance sheet items, including net investments in foreign subsidiaries.

DNV has currency exposures through investments in net assets in 210 subsidiaries with assets and liabilities in approximately 60 different functional currencies as well as through goodwill and intangible assets from acquisitions. Exchange differences from these currency exposures are reflected through OCI/ equity. In most subsidiaries, DNV has no material local currency exposure against the functional currency. For DNV AS, the main operating company in Norway and DNV Group AS, there are material currency exposures against NOK as functional currency, mainly related to external accounts receivables, contract assets, contract liabilities, loans from group companies and balances in the cash pool systems. Exchange differences from these exposures are reflected through the income statement (currency gains and losses in net financial income/ expenses). A 1% strengthening/ weakening of NOK against non-functional currencies will lead to a change in net financial income/ expenses of +/- NOK 56 million.

##### Credit risk

Receivable balances (NOK 5 428 million) are monitored on an ongoing basis with the result that the DNV's exposure to bad debts is limited. There are no significant concentrations of credit risk within the DNV. DNV's expected credit risk from contract assets is considered to be limited. With respect to credit risk arising from the other financial assets of the DNV, which comprises cash and cash equivalents (NOK 4 329 million) and fixed income funds (NOK 5 128 million) and certain derivative instruments (NOK 96 million), the DNV's exposure to credit risk arises from default of the counterparty, with a maximum exposure equal to the market value of these instruments.

##### Interest rate risk

DNV's exposure to the risk of changes in market interest rates relates primarily to the outstanding bond loans and investments in fixed income funds. Interest on the bond loans is fixed every three months based on NIBOR plus a margin. A change in the interest rate of +/- 1 percentage point will lead to a change in net financial items of +/- NOK 20 million on annual basis. The fixed income funds have an average duration of 0.40 year and a change in the interest rate of +/- 1 percentage point will lead to a change in net financial income and expenses of +/- NOK 18 million annually. All bank deposits in the DNV have floating interest with a duration close to zero, consequently the interest rate risk related to bank deposits is immaterial.

##### Equity risk

DNV's exposure to the risk of changes in equity markets relates to investments in equity funds (NOK 2 508 million). Volatility in the financial markets will affect the value of the funds.

##### Pension plan risk

DNV is exposed to volatility in the financial market affecting the value of the pension plan assets. DNV is also exposed to interest rate volatility affecting the pension liabilities. In addition, inflation and real wages development will have impact on the pension liabilities.





## STIFTELSEN DET NORSKE VERITAS

### Notes to the financial statements

Amounts in NOK million

#### 26. Guarantees

STIFTELSEN DET NORSKE VERITAS		STIFTELSEN DET NORSKE VERITAS - CONSOLIDATED	
2024	2023	2024	2023
0.0	0.0	680.0	588.3

These guarantees are not secured by mortgage.

Guarantee commitments are mainly related to customer contracts entered into by DNV Group AS subsidiary companies.

#### 27. Financial assets and financial liabilities

	STIFTELSEN DET NORSKE VERITAS - CONSOLIDATED	
	Financial instruments at fair value through P&L	Amortized costs
<b>31 December 2024</b>		
<b>Assets - non-current assets</b>		
Long-term shareholdings	352.0	
Loans to employees		12.8
Other non-current receivables	527.7	
<b>Assets - current assets</b>		
Cash and bank deposits		11 964.7
Trade receivables		5 272.7
Other receivables		252.0
Forward contracts	95.6	
<b>Financial liabilities - non-current</b>		
Interest bearing loans and borrowings		2 033.1
Other non-current liabilities	659.7	
<b>Financial liabilities - current</b>		
Trade creditors		791.7
Overdrafts		4.0
Other current liabilities		130.6
<b>31 December 2023</b>		
<b>Assets - non-current assets</b>		
Long-term shareholdings	261.5	
Loans to employees		15.2
Other non-current receivables	439.8	
<b>Assets - current assets</b>		
Cash and bank deposits		9 127.5
Trade receivables		5 025.7
Other receivables		248.8
Forward contracts	330.7	
<b>Financial liabilities - non-current</b>		
Interest bearing loans and borrowings		66.9
Other non-current liabilities	593.7	
<b>Financial liabilities - current</b>		
Interest bearing loans and borrowings		2 998.0
Trade creditors		742.9
Overdrafts		10.6
Other current liabilities		174.0





STIFTELSEN DET NORSKE VERITAS

**Notes to the financial statements**

*Amounts in NOK million*

**28. Subsequent event**

In January 2025, DNV Group acquired 16.95% of the shares in Kezzler AS, a software company established in 2001. Kezzler AS delivers scalable solutions for secure product tracking across the supply chain. The acquisition cost for the shares was NOK 197 million. After the acquisition, DNV Group owns 30.65% of the shares in Kezzler AS, the investment will be reflected as an Investment in associates in 2025.





DET KONGELIGE  
FINANSDEPARTEMENT

Det Norske Veritas AS  
Veritasveien 1  
1322 HØVIK

Deres ref

Vår ref  
13/4179-

Dato  
13.05.2014

**Vedtak i klagesak vedrørende tillatelse til å utarbeide årsregnskap og årsberetning på engelsk - Stiftelsen Det Norske Veritas**

Finansdepartementet viser til klage i brev 19. februar 2013 fra Stiftelsen Det Norske Veritas (Stiftelsen DNV eller klager) over Skattedirektoratets vedtak 25. januar 2013 om avslag på søknad om tillatelse til å utarbeide årsregnskap og årsberetning på engelsk, jf. lov 17. juli 1998 nr. 56 om årsregnskap m.v. (regnskapsloven) § 3-4. Det vises også til Stiftelsestilsynets uttalelse 3. september 2013, Skattedirektoratets oversendelsesbrev med vedlegg til departementet 7. oktober 2013, og til Stiftelsen DNVs kommentar til Skattedirektoratets oversendelse i brev 25. oktober 2013.

**1 Sakens bakgrunn**

Stiftelsen DNV er en selveid, næringsdrivende stiftelse som i henhold til vedtektene «foretar klassifikasjon, kvalitetssikring og sertifisering av skip, anlegg og systemer og utfører forskning i tilknytning til disse oppgaver».

Stiftelsens formål har frem til september 2013 blitt ivaretatt gjennom virksomheten i det heleide konsernet Det Norske Veritas Group AS (DNV Group). Etter avtale mellom Stiftelsen DNV og Mayfair SE, fusjonerte DNV Group og klassifikasjonsselskapet Germanischer Lloyd (GL Group) med virkning fra 12. september 2013. Stiftelsen DNV eier etter fusjonen aksjer tilsvarende 63, 5 pst. av den nye konserngruppen DNV GL Group AS, og er således konsernspiss for et konsern med 17 000 ansatte i rundt 100 land.

Stiftelsen DNV søkte i brev 25. oktober 2012 til Skattedirektoratet om tillatelse til å

Postadresse  
Postboks 8008 Dep  
0030 Oslo  
postmottak@fin.dep.no

Kontoradresse  
Akersg. 40

Telefon  
22 24 90 90  
Org. nr.  
972 417 807

Finansmarkedsavdelingen  
Telefon 22 24 45 21  
Telefaks 22 24 45 35

utarbeide årsregnskap og årsberetning på engelsk, jf. regnskapsloven § 3-4 tredje ledd. Søknaden gjaldt selskapsregnskap og konsernregnskap, jf. regnskapsloven § 3-2 tredje ledd. DNV Group (nå DNV GL Group AS) fikk ved Skattedirektoratets vedtak 17. januar 2012 dispensasjon til å utarbeide selskapsregnskap og konsernregnskap på engelsk.

## 2 Rettslig grunnlag

Regnskapsloven § 3-4 tredje ledd lyder:

*Årsregnskapet og årsberetningen skal være på norsk. Departementet kan ved forskrift eller enkeltvedtak bestemme at årsregnskapet og/eller årsberetningen kan være på et annet språk.*

## 3 Skattedirektoratets vedtak

Skattedirektoratet av slo i vedtak 25. januar 2013 søknaden fra Stiftelsen Det Norske Veritas om dispensasjon fra kravet til å utarbeide årsregnskap og årsberetning på norsk.

Skattedirektoratet viste blant annet til forarbeidene inntatt i Ot. prp. nr. 42 (1997-1998) og til Stiftelsestilsynets kommentarer i brev til Skattedirektoratet 20. desember 2012, og uttalte følgende i vedtaket:

*Skattedirektoratet er inneforstått med at stiftelsen Det Norske Veritas som et internasjonalt konsern har behov for å ha sitt årsregnskap og årsberetning på engelsk. Siden Stiftelsestilsynet vil være en hovedinteressent til regnskapet, har Skattedirektoratet imidlertid lagt avgjørende vekt på deres vurdering. Skattedirektoratet har derfor kommet til at stiftelsen Det Norske Veritas ikke skal gis unntak fra kravet om at årsregnskapet og årsberetningen skal være på norsk.*

## 4 Klagers anførsler

I klagebrev 19. februar 2013 anfører klager at Skattedirektoratets vedtak er ugyldig fordi vedtaket bygger på uriktige forutsetninger, og på grunn av saksbehandlingsfeil som følge av at Skattedirektoratet ikke forela Stiftelsestilsynets uttalelse 20. desember 2012 for Stiftelsen DNV før vedtaket ble fattet.

Videre kommenterer klager Stiftelsestilsynets uttalelser i brev 20. desember 2012 til Skattedirektoratet.

## 5 Skattedirektoratets tilrådning

Skattedirektoratet har forelagt klagen for Stiftelsestilsynet, som avga ny uttalelse i brev 3. september 2013. I Skattedirektoratets tilrådning vurderes de momentene som er fremsatt i klagen, samt Stiftelsestilsynets vurdering av den.

Skattedirektoratet viser til NOU 1998: 7 *Om stiftelser*, hvor det uttales at stiftelser har et særlig behov for tilsyn som følge av at de er eierløse, og at det følgelig ikke skjer noen eierkontroll slik tilfellet er for selskaper. Stiftelser skal ha et offentlig tilsyn som skal kontrollere at stiftelsens formål ivaretas, og at kapitalen forvaltes i samsvar med vedtekter og lovgivning. Skattedirektoratet legger derfor til grunn at Stiftelsestilsynet er en av de primære regnskapsbrukerne.

Angående klagers anførsler om betydningen av dispensasjon for Stiftelsestilsynet som regnskapsbruker, viser Skattedirektoratet til at Stiftelsestilsynet «er tillagt en særskilt kontrolloppgave sammenlignet med andre offentlige tilsynsorgan». Slik det for selskaper er relevant å ta i betraktning om eierne blir negativt berørt av en dispensasjon, er det for stiftelser relevant om Stiftelsestilsynet blir negativt berørt om regnskapene utarbeides på et annet språk.

Videre peker Skattedirektoratet på at regnskapsloven krever at årsregnskap og årsberetning avlegges på norsk, og de «har derfor lagt vekt på at Stiftelsestilsynet som en av primærbrukerne av regnskapet anser det nødvendig at årsregnskapet og årsberetningen utarbeides på norsk. Etter [direktoratets] vurdering er det mindre risiko for feil og unøyaktigheter når stiftelsen selv foretar oversettelsen enn om oversettelsen må gjøres av den enkelte regnskapsbruker».

I brev 25. oktober 2013 kommenterer Stiftelsen DNV Skattedirektoratets tilrådning av 7. oktober 2013. Klager fastholder sitt syn på spørsmålet om dispensasjon, og ber om at Skattedirektoratets vedtak omgjøres.

## 6 Departementets vurdering

Det følger av regnskapsloven § 3-4 tredje ledd at årsregnskap og årsberetning skal være på norsk. Departementet kan ved enkeltvedtak tillate at årsregnskap og årsberetning er på et annet språk enn norsk, jf. annet punktum. Adgangen til å fatte enkeltvedtak er delegert fra Finansdepartementet til Skattedirektoratet i brev 17. august 2006.

I Ot.prp. nr. 42 (1997-1998) punkt 1.1 uttales om regnskapslovens formål at:

*Regjeringen har som siktemål at regnskapsloven skal bidra til informative regnskaper for ulike grupper av regnskapsbrukere. Regnskapsbrukerne er dels investorer og kreditorer som tilfører kapital til foretakene, og dels andre grupper som har interesse av å vite hvordan foretaket drives, f.eks. de ansatte og lokalsamfunnet.*

*Informasjonen til kapitalmarkedet skal gi grunnlag for riktig prising av finansielle objekter. Riktig prisdannelse på aksjer er en forutsetning for at ressursbruken i samfunnsøkonomien skal bli best mulig. Gode regnskaper vil også gjøre det vanskeligere for markedsdeltakere å ta ut spekulasjonsgevinster med basis i skjevt fordelt informasjon.*

Med bakgrunn i regnskapslovens formål er hensynet til sentrale regnskapsbrukere avgjørende for om årsregnskap og årsberetning skal avgis på norsk. Søkeren må som et utgangspunkt ha en særlig interesse i å kunne utarbeide årsregnskap på et annet språk. Relevante momenter å ta i betraktning i en slik vurdering er blant annet hvem som er eiere, hvilken kundegruppe virksomheten retter seg mot, og om foretaket driver innenfor en internasjonal bransje.

Departementet har videre lagt til grunn at det i vurderingen av om dispensasjon skal gis skal inngå en kost/nytte-vurdering av foretakets interesse i å utarbeide årsregnskap og årsberetning på et annet språk enn norsk, opp mot interessen til øvrige sentrale regnskapsbrukere, jf. departementets vedtak i sak 09/3453.

Skattedirektoratet og klager er uenige om hvem som skal anses som de primære regnskapsbrukerne. Etter klagers syn er de primære regnskapsbrukerne kunder, bransjeorganisasjoner og ansatte, mens Skattedirektoratet fremhever Stiftelsestilsynet som primær regnskapsbruker.

På bakgrunn av at Stiftelsen DNV er en eierløs, næringsdrivende stiftelse er det etter departementets vurdering riktig når Skattedirektoratet, med henvisning til deres kontrolloppgave, viser til at Stiftelsestilsynet er en sentral bruker av Stiftelsen DNVs årsregnskap og årsberetning.

Stiftelsen DNV utøver ikke operativ virksomhet selv, men ivaretar sitt vedtektsfestede formål gjennom majoritetsseierskap i DNV GL Group AS. Stiftelsen DNV er morselskap i konsern, jf. regnskapsloven § 1-3 første og annet ledd, med DNV GL Group AS som morselskap i underkonsern. Konserngruppens virksomhet går i hovedsak ut på klassifikasjon, sertifisering, rådgivning og verifikasjon, og retter seg mot profesjonelle kunder/foretak innenfor blant annet olje og gass, energi og maritim bransje, både i Norge og internasjonalt. DNV GL Group er et globalt konsern med om lag 17 100 ansatte verden over, hvorav 2 600 jobber ved kontorer i Norge. Konsernspråket er engelsk. Departementet viser til at DNV GL Group AS er gitt dispensasjon til å utarbeide konsernregnskap på engelsk på grunn av virksomhetens internasjonalt rettede karakter. Hensynet til kunder, bransjeorganisasjoner og ansatte tilsier at konsernregnskapet tillates utarbeidet på engelsk, jf. Skattedirektoratets vedtak 17. januar 2012. Som morselskap i underkonsern har DNV GL Group AS imidlertid ikke plikt til å utarbeide slikt konsernregnskap, jf. regnskapsloven § 3-7 første ledd. Så lenge det er Stiftelsen DNV som har plikt etter regnskapsloven til å utarbeide konsernregnskap, jf. regnskapsloven § 3-2 tredje ledd, første punktum, er



departementet av den oppfatning at Stiftelsestilsynet ikke er den eneste sentrale bruker av stiftelsens regnskaper. De hensyn som det er lagt vekt på i vurderingen av om DNV GL Group AS skal få dispensasjon til å utarbeide konsernregnskapet på engelsk, vil etter departementets syn også gjøre seg gjeldende for så vidt gjelder Stiftelsen DNV som morselskap i konsernet.


Selv om Stiftelsestilsynet er en sentral bruker av regnskapene til Stiftelsen DNV, kan departementet ikke se at utarbeidelse av årsregnskap og årsberetning for Stiftelsen DNV på engelsk vil medføre nevneverdig risiko for at Stiftelsestilsynets tilsyns- og kontrollopgaver ikke kan utføres på en tilfredsstillende måte. Departementet kan ikke se at ulik begrepsbruk i henholdsvis norsk og engelsk/amerikansk stiftelsesrett i vesentlig grad vil kunne innvirke på forståelsen av Stiftelsens DNVs regnskaper hvis dette utarbeides på engelsk, slik Stiftelsestilsynet har anført. Departementet viser i den forbindelse også til brev fra Stiftelsen DNV til Finansdepartementet 9. desember 2013 der det påpekes at stiftelsens årsrapport ikke inneholder stiftelsesrettslige begreper som det kan være vanskelig å forstå på engelsk. Blant annet på den bakgrunn mener departementet derfor også at den nytten stiftelsen har i å utarbeide årsregnskap og årsberetning på engelsk, må veie tyngre enn hensynet til Stiftelsestilsynets ønske om å få regnskapet utarbeidet på norsk.

Finansdepartementet er ut fra den helhetsvurderingen som er foretatt over, kommet til at klagen kan tas til følge og at Stiftelsen DNV kan utarbeide årsregnskap og årsberetning på engelsk.

## 7 Konklusjon

Klagen tas til følge. Finansdepartementet gir Stiftelsen Det Norske Veritas (org.nr. NO 945 748 931 MVA) tillatelse til å utarbeide årsregnskap og årsberetning på engelsk, jf. regnskapsloven § 3-4 tredje ledd.

Med hilsen

  
Alexander Behringer e.f.  
avdelingsdirektør

  
Zarah Adele Faye Boone  
førstekonsulent

Gjenpart: Skattedirektoratet (Ref: 2012/839188)  
Løtteri- og stiftelsestilsynet



Admincontrol

## List of Signatures Page 1/1

### BoD\_Stiftelsen Report 2024.pdf

Name	Method	Signed at
Christian Venderby	MitID	2025-03-19 16:20 GMT+01
Ivarsen, Nina	BANKID	2025-03-19 17:24 GMT+01
Manon van Beek	One-Time-Password	2025-03-19 16:19 GMT+01
Kristoffersen, Lasse	BANKID	2025-03-19 16:15 GMT+01
Jianxin Chen	One-Time-Password	2025-03-19 19:04 GMT+01
Thrane, Jon Eivind	BANKID	2025-03-19 16:15 GMT+01
Sæther, Ingvild	BANKID	2025-03-19 17:38 GMT+01
Adam Niklewski	One-Time-Password	2025-03-19 16:15 GMT+01
Baksaas, Jon Fredrik	BANKID	2025-03-19 17:07 GMT+01
Andreas Filip A Ringman Uggla	BANKID	2025-03-19 16:33 GMT+01
Eriksen, Harry Remi	BANKID	2025-03-19 16:30 GMT+01
Birgit Aagaard-Svendsen	MitID	2025-03-19 16:20 GMT+01



This file is sealed with a digital signature. The seal is a guarantee for the authenticity of the document.  
External reference: C93EEEBA150A4A61B6320C6F8D5DA134

## Board of Directors' Report 2024 – Stiftelsen Det Norske Veritas

**Stiftelsen Det Norske Veritas is a free-standing, autonomous, and independent foundation whose purpose is to safeguard life, property, and the environment.**

**Det Norske Veritas Holding AS is a fully owned subsidiary of Stiftelsen Det Norske Veritas and Det Norske Veritas Holding AS owns 100% of DNV Group AS. The board members of Stiftelsen Det Norske Veritas are also elected as the members of the Board of Det Norske Veritas Holding AS and DNV Group AS.**

### ABOUT STIFTELSEN DET NORSKE VERITAS

Stiftelsen Det Norske Veritas' purpose is achieved through its ownership of subsidiaries – of which the most important is DNV Group AS (DNV), a global independent expert company in assurance and risk management. DNV is a trusted voice for many of the world's most successful organizations, using its knowledge to advance safety and performance, set industry benchmarks, and inspire and invent solutions to tackle global transformations.

DNV is the world's leading classification society and a recognized advisor for the maritime industry. DNV delivers world-renowned testing, certification, and technical advisory services to the energy value chain including renewables, oil and gas, and energy management. Moreover, DNV is one of the world's leading certification bodies, helping businesses assure the performance of their organizations, processes, products, people, facilities, data, IT and operational systems, and supply chains.

DNV is also a world-leading provider of digital solutions for managing risk and improving safety and asset performance for ships, pipelines, processing plants, offshore structures, electric grids, smart cities, and more. The open industry assurance platform Veracity, cybersecurity, and software solutions support business-critical activities across many industries, including maritime, energy, and healthcare.

### BOARD OF DIRECTORS' REPORT 2024

The strategy of Stiftelsen Det Norske Veritas is to grow and expand the business of DNV. The strategy of DNV is therefore an integrated part of the strategy of Stiftelsen Det Norske Veritas.

DNV's market goals are to be the leading maritime classification society through major transformations; to enable customers to tackle the energy transition; to lead the assurance of management systems, supply chains, products, medical technology, and aquaculture; and to strengthen the company's digital platforms, software solutions, and cybersecurity portfolio.

The strategy is centred on decarbonization and digitalization trends, along with an increased need for trust and transparency in products, services, and value chains.



This file is sealed with a digital signature.  
The seal is a guarantee for the authenticity  
of the document.

Document ID:  
C93EEEEBA150A4A61B6320C6F8D5DA134



Stiftelsen Det Norske Veritas will ensure that its equity and available funds are sufficient to provide the required financing, liquidity, and flexibility for Det Norske Veritas Holding AS to be a long-term owner of DNV.

Stiftelsen Det Norske Veritas maintains funds of about 5% of the group's consolidated revenues in the previous calendar year. These funds are allocated to a portfolio of financial investments managed in accordance with Stiftelsen Det Norske Veritas' Financial Investment Policy.

DNV performed strongly in a year characterized by geopolitical tension and economic uncertainty – demonstrating both resilience and adaptability. The company achieved strong financial results, high employee engagement and resilience scores, growing customer satisfaction, and executed well on its strategy.

## DNV'S PERFORMANCE IN 2024

DNV recorded operating revenues of NOK 34,966 million in 2024, compared to NOK 31,594 million in 2023, representing growth of 10.7%.

This solid performance was driven by active sales-promoting activities supported by positive market developments and efficiency measures in most of our businesses, as well as additional business volume and performance from the acquired entities.

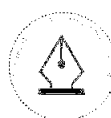
Maritime recorded revenues of NOK 11,438 million in 2024, corresponding to 3.9% growth compared to 2023. The ship classification business benefited from a surge in the ship newbuilding market, showing that the Maritime business model continued to be resilient to geopolitical events, wars, and other global shocks and adverse developments throughout the year.

Energy Systems reported revenues of NOK 12,335 million in 2024, representing an increase of 11.7% compared to 2023. This was supported by a strong focus on growth together with global key customers, as well as other operational efficiency initiatives.

Digital Solutions realized growth of 6.9% compared to 2023 and delivered revenues of NOK 1,569 million in 2024. The restructuring of the Digital Solutions business area is expected to yield positive developments in 2025.

Business Assurance reported revenues of NOK 4,255 million in 2024, which represents an increase of 15.0% compared to 2023. This was driven by strong growth in the certification business, supported by re-certification activity due to 2024 being the third year of the three-year certification cycle.

Supply Chain & Product Assurance delivered revenues of NOK 2,592 million in 2024, which shows growth of 27.0% compared to 2023. This was further supported by the full-year performance of Norway-based marine health company Åkerblå Group, which was acquired in August 2023.



This file is sealed with a digital signature.  
The seal is a guarantee for the authenticity  
of the document.

Document ID:  
C93EEEEBA150A4A61B6320C6F8D5DA134



The Accelerator recorded revenues of NOK 2,653 million in 2024, achieving 20.0% growth compared to 2023. This was driven by the acquisition of Nordic cybersecurity company, Nixu, in June 2023, which has significantly strengthened DNV's position in the cybersecurity market.

Further information about DNV's achievements in 2024 and its key markets can be found in DNV's annual report.

## FINANCIAL INVESTMENTS

The financial investment portfolio is constructed to achieve a satisfactory risk-adjusted return through highly liquid investments in the financial markets. Stiftelsen Det Norske Veritas is committed to supporting the transition towards sustainable business environments in its financial investments. The investments are made using asset managers with investment processes that meet certain environmental, social, and governance (ESG) requirements and that have the capacity, competence, and ethical set of rules that are required for prudent management of Stiftelsen Det Norske Veritas' investments. The requirements are applicable for all investments and asset classes.

Stiftelsen Det Norske Veritas performs an annual review to ensure that its financial investments are compliant with high ambitions in respect to ESG standards. All fund managers are subject to ESG due diligence to ensure they meet the requirements. The available information on ethical guidelines and policies is obtained, assessed against several reference criteria, and benchmarked against other fund managers.

As per 31 December 2024, Stiftelsen Det Norske Veritas had a financial investment portfolio of NOK 1,904 million which corresponds to 5.4% of the group's consolidated revenue in 2024. The return on the financial investment portfolio in 2024 was NOK 300 million, or 19.9% of the average amount invested.

The 2024 return was very much influenced by the positive returns in global equity markets. The overall return was in line with its benchmark.

## FINANCIAL PERFORMANCE

The consolidated statements for Stiftelsen Det Norske Veritas include Stiftelsen Det Norske Veritas and the companies in which Stiftelsen Det Norske Veritas directly or indirectly has a controlling interest. The financial statements have been prepared in accordance with the Norwegian Accounting Act and Regulations on Simplified IFRS.

Stiftelsen Det Norske Veritas recorded operating revenues of NOK 34,966 million in 2024, compared to NOK 31,594 million in 2023, representing growth of 10.7% compared to 2023.

Earnings before interest, taxes, depreciation, and amortization (EBITDA) grew by NOK 201 million from NOK 5,352 million in 2023 to NOK 5,553 million in 2024. The operating profit (EBIT) for 2024 ended at NOK 4,343 million, an increase of NOK 122 million compared to NOK 4,221



This file is sealed with a digital signature.  
The seal is a guarantee for the authenticity  
of the document.

Document ID:  
C93EEEEBA150A4A61B6320C6F8D5DA134



million recorded in 2023. Organic growth was the main contributor to the improved results. The accrual for profit share (DNV's employee incentive scheme) is NOK 1,500 million.

The net financial income was NOK 207 million in 2024, compared to net financial income of NOK 90 million in 2023. The improvement is mainly related to increased return on liquidity. Further, return on the financial investment portfolio showed an improvement of NOK 154 million from 2023 to 2024.

The 2024 tax expense of NOK 1,185 million represents an average tax cost of 26%, down from 30% in 2023. The net profit for the year was NOK 3,365 million, compared to NOK 3,027 million in 2023.

Stiftelsen Det Norske Veritas has a strong balance sheet, with an equity ratio of 65% at year-end 2024. As of 31 December 2024, Stiftelsen Det Norske Veritas had total assets of NOK 49,062 million and total equity of NOK 31,645 million. Stiftelsen Det Norske Veritas had a total liquidity of NOK 11,965 million, comprising NOK 10,061 million in addition to the financial investment portfolio of NOK 1,904 million.

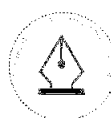
A net actuarial gain of NOK 594 million from defined benefit pension plans and positive exchange differences of NOK 1,358 million from net investments in foreign subsidiaries were recognized in equity at the year-end.

The cash flow from operations came to NOK 5,472 million in 2024, compared with NOK 4,018 million in 2023, aided by strong EBITDA performance and reduced working capital in DNV. The cash flow from investments was NOK -1,112 million in 2024. This includes total acquisitions of NOK 271 million. The investments of NOK 395 million in intangible assets mainly relate to the development of commercial software by Digital Solutions, further in-house Oracle enterprise resource planning roll-outs, which are now completed on a worldwide basis, the implementation of the Salesforce customer relationship management system, and system integration efforts in the business areas.

Financing activities produced a negative cash flow of NOK 1,522 million, mainly due to the repayment of an outstanding term loan of NOK 2,998 million. In October, DNV Group AS successfully launched two bonds in the Norwegian market: one for NOK 750 million with a tenure of three years, and one for NOK 1,250 million with a tenure of five years. The bonds were well received by a broad Nordic investor base and the issuances mark the opening of a new source of funding for DNV Group AS. Payment of lease liabilities caused a negative impact of NOK 447 million on the cash flow from financing activities, with a corresponding positive effect on the cash flow from operations. The total net positive cash flow for the year was NOK 2,837 million.

The accounts of the parent company, Stiftelsen Det Norske Veritas, show a net profit for the year of NOK 213 million, mainly generated from return on the financial investment portfolio. As of 31 December 2024, the parent company Stiftelsen Det Norske Veritas had total assets of NOK 2,137 million and total equity of NOK 2,075 million. The Board proposes to transfer the profit for the year to other equity.

The Board confirms that the going concern assumption applies and that the financial statements have been prepared on this basis. The Board considers Stiftelsen Det Norske Veritas'



This file is sealed with a digital signature.  
The seal is a guarantee for the authenticity  
of the document.

Document ID:  
C93EEEEBA150A4A61B6320C6F8D5DA134



financial performance and status to be strong and liquidity to be very good. The parameters contribute to a robust platform for achieving strategic targets and maintaining our independence as a financially strong and autonomous company. The Board also confirms that, to the best of its knowledge, the information presented in the financial statements gives a true and fair view of Stiftelsen Det Norske Veritas' assets, liabilities, financial position, and results for the period. To the best of the Board's knowledge, there are no material events after the balance sheet date affecting the 2024 financial statements.

## SPONSORSHIP AGREEMENTS

According to the current policy, Stiftelsen Det Norske Veritas can partner with and support organizations that help to realize DNV's purpose of safeguarding life, property, and the environment. This year, the sponsorships and donations strategy was revised so that sponsorship agreements must support at least one of the following criteria: safeguarding life or supporting societal resilience; impacting global transformations aligned with DNV's corporate strategy; or contributing to education and knowledge enhancement.

Sponsorships from Stiftelsen Det Norske Veritas shall be complementary to the sponsorships of DNV which are described in the sustainability section of DNV's annual report.

## Global Centre for Maritime Decarbonization

Stiftelsen Det Norske Veritas is a founding partner of the Global Centre for Maritime Decarbonization (GCMD). GCMD was established in 2021 by an International Advisory Panel, put together by the Singapore Maritime Foundation. The founding partners are part of the governing body with a commitment to fund SGD 2 million (NOK 15-16 million) each per year over five years in cash. GCMD's mission is to support the decarbonization of the maritime industry by shaping standards, deploying solutions, financing projects, and fostering collaboration across sectors. Founded by six industry partners, namely BHP, BW Group, Eastern Pacific Shipping, Stiftelsen Det Norske Veritas, Ocean Network Express, and Seatrimum, GCMD also receives funding from the Maritime and Port Authority of Singapore (MPA) for qualifying research and development programmes and projects. Since its founding, BP, Hapag-Lloyd, and NYK Line have joined as Strategic partners.

GCMD aims to be the central place to drive maritime decarbonization initiatives in Southeast Asia, as well as to coordinate and execute research and development projects. It is also aligning with other funding mechanisms in Singapore to enable pilot projects and to implement and demonstrate technologies in full scale.

In 2024, GCMD furthered work on enabling ammonia as a marine fuel, assuring the quality, quantity and emissions abatement of drop-in green fuels, unlocking the carbon value chain and scaling adoption of energy efficiency technologies.



This file is sealed with a digital signature.  
The seal is a guarantee for the authenticity  
of the document.

Document ID:  
C93EEEEBA150A4A61B6320C6F8D5DA134



## The Windjammer programme

Stiftelsen Det Norske Veritas has sponsored the Windjammer initiative on board the sailing ship Christian Radich since the initiative began in 2018. Stiftelsen Det Norske Veritas extended the partner agreement with Stiftelsen Christian Radich for three more years with its annual support of NOK 3 million from 2023 to 2025.

The purpose of the Windjammer initiative is partly to secure activity on the historic sailing ship, but mainly to offer a programme to young people between the ages of 18 and 25 who have fallen outside of school and working life or are at risk of doing so. The programme is a journey designed to help the participants develop and challenge themselves and discover their strengths during a month at sea. The programme's objective is to help young people make a new start for themselves through active learning and by developing better self-esteem and mastery.

## Olympiatoppen – Summit 2024

Stiftelsen Det Norske Veritas is a partner of Olympiatoppen's Summit programme to lift 10 smaller sports in their hunt for success at the 2024 Summer Olympics and Paralympics in Paris. Olympiatoppen is an organization that is part of the Norwegian Olympic and Paralympic Committee and Confederation of Sports. The Summit 2024 programme is designed to support athletes from sports with limited budgets. Stiftelsen Det Norske Veritas continues to support this joint initiative to strengthen the diversity of sports that can compete at the highest international level. The investment in the 10 summer sports resulted in 30 Summit 2024 athletes qualifying for the Olympic Games and the Paralympic Games in Paris this year. The highlights were medals in sailing, swimming, and wrestling. 10 DNV employees were part of the Olympiatoppen Academy, a 12-month training program with focus on performance culture.

## Redningssselskapet

Stiftelsen Det Norske Veritas has been supporting Redningssselskapet (the Norwegian Sea Rescue Society) for many years. A new three-year agreement with an overall value of NOK 35 million was signed with Redningssselskapet to finance the upgrade of three rescue vessels, all branded "Det Norske Veritas".

## SIKT

Stiftelsen Det Norske Veritas is a partner of SIKT, an annual conference initiated by H.R.H. Crown Prince Haakon. The purpose is to create a meeting place for young leaders and talents between the ages of 20 and 40. Participants come from various sectors and from all over the country. At SIKT, participants can learn from each other, test out ideas, and discuss common challenges and opportunities in the future of Norway.

## ORGANIZATION

DNV is the main component of the Stiftelsen Det Norske Veritas group. The legal entity Stiftelsen Det Norske Veritas does not have any employees. All employees are employed by DNV. Management and administrative services for Stiftelsen Det Norske Veritas and Det Norske Veritas Holding AS are provided by resources in the Norwegian subsidiary DNV AS pursuant to a Management Services Agreement entered on 'arm's length' terms.



This file is sealed with a digital signature.  
The seal is a guarantee for the authenticity  
of the document.

Document ID:  
C93EEEB150A4A61B6320C6F8D5DA134



Further information about DNV employees is found in the DNV annual report. To maintain a lean management structure, Stiftelsen Det Norske Veritas applies DNV's management system to the extent that this is relevant. For selected areas, the Board has decided on specific management policies for Stiftelsen Det Norske Veritas and Det Norske Veritas Holding AS.

## GOVERNANCE

Stiftelsen Det Norske Veritas considers sound corporate governance to be fundamental for ensuring trust in the company and a cornerstone for achieving sustainable value creation in the best interests of its stakeholders. Stiftelsen Det Norske Veritas shall have transparent, recognizable, and credible governance practices that match, to the extent possible and reasonable, the highest requirements in relevant laws and guidelines, such as the Public Limited Companies Act and the Norwegian Code of Practice for Corporate Governance. The following measures are key governance principles:

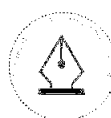
- *Independence:* Stiftelsen Det Norske Veritas answers to society-at-large and not to owners. A fundamental function is therefore to ensure Stiftelsen Det Norske Veritas' integrity.
- *Legitimacy:* Stiftelsen Det Norske Veritas' governance earns its legitimacy partly from its stakeholders as customers, and partly through the stakeholder representation in the Council.
- *Compliance:* Stiftelsen Det Norske Veritas must fully comply with statutory law, in particular the Foundation Act, and shall be supervised by public authorities, auditors, and governing bodies.
- *Profitable:* The governance shall promote the generation of sufficient profit to fulfil the Foundation's purpose over time.

Stiftelsen Det Norske Veritas issues an annual Corporate Governance Report to verify corporate governance in accordance with the Norwegian Code of Practice for Corporate Governance (Code of Practice) to the extent relevant for a foundation with no shareholders or owners. The Code of Practice relates to 15 topics, and Stiftelsen Det Norske Veritas' report covers each of these topics and describes its adherence to the Code of Practice.

The Corporate Governance report also describes the legal basis and principles for the corporate governance structure of Stiftelsen Det Norske Veritas. The full report can be accessed on the company website [www.detnorskeveritas.com](http://www.detnorskeveritas.com).

Stiftelsen Det Norske Veritas Council ('the Council') has 45 members who represent customer industries and other stakeholders and have two regular meetings per year. 19 members are appointed by seven Norwegian stakeholder organizations, 19 of the members are elected by the Council, and seven of the members are elected by and among the employees of DNV.

The Council's main function is to supervise the Board's management of Stiftelsen Det Norske Veritas, to elect the members of the Board of Directors and to determine their remuneration, to approve amendments to the Statutes of Stiftelsen Det Norske Veritas, to appoint the external auditor, and to state its opinion on the Board's annual report and financial statements.



This file is sealed with a digital signature.  
The seal is a guarantee for the authenticity  
of the document.

Document ID:  
C93EEEEBA150A4A61B6320C6F8D5DA134



The Council's Control Committee supervises the Board's management of Stiftelsen Det Norske Veritas on behalf of the Council. The Council's Nomination Committee nominates candidates to all elections to be held by the Council and proposes remunerations to be decided by the Council.

The Board of Directors of Stiftelsen Det Norske Veritas consists of 11 members. Seven of these are elected by the Council while four are elected by and from among DNV employees worldwide. All shareholder-elected Board members are up for re-election on an annual basis. The composition of the shareholder-elected Board members after the election became as follows:

- Jon Fredrik Baksaas, re-elected as Chair of the Board
- Lasse Kristoffersen, re-elected as Vice-Chair of the Board
- Ingvild Sæther, re-elected as Board Member
- Christian Venderby, re-elected as Board Member
- Birgit Aagaard-Svendsen, re-elected as Board Member
- Andreas Ringman Ugglå, re-elected as Board Member
- Manon van Beek, elected as Board Member

During the election by and among the employees, two members were re-elected with effect from 1 August 2024. The composition of the employee-elected Board members is as follows:

- Nina Ivarsen, re-elected as Board Member in the constituency 'Norway'
- Jon Eivind Thrane, re-elected as Board Member in the constituency 'Norway'
- Jianxin Chen, Board Member in the constituency 'Worldwide (except Europe)'
- Adam Niklewski, Board Member in the constituency 'Europe (except Norway)'

The Board comprises seven men and four women from six nationalities, with an average age of 55.8 years.

The Board's combined expertise represents a range of stakeholders, markets, and competences.

## ENTERPRISE RISK MANAGEMENT

The Board underlines the importance of continuously having a comprehensive understanding of the risks facing Stiftelsen Det Norske Veritas that could affect Stiftelsen Det Norske Veritas' financial performance, reputation, and key business objectives. Stiftelsen Det Norske Veritas has processes in place to proactively identify such risks at an early stage and initiate adequate mitigating measures and actions. The Board formally reviews the risk management status and outlook, both risks and opportunities, at least twice a year as part of the strategy revision and annual planning processes, in addition to a quarterly review of the key risk matrix for DNV.

DNV calculates its risk-adjusted equity on an annual basis, considering the most important risk factors. Based on value-at-risk methodology, the analysis includes potential losses from operations, foreign-exchange exposure, and pension plan assets and liabilities. This exercise gives the Board a measurable overview of the key quantified risks and DNV's capacity to take on new risks.



This file is sealed with a digital signature.  
The seal is a guarantee for the authenticity  
of the document.

Document ID:  
C93EEEB150A4A61B6320C6F8D5DA134



In addition to operational risks, DNV's main risks include financial market risks (interest rate and foreign currency risks), credit risk, liquidity risk, pension plan risk, and political risk related to trade sanctions. All these risks are monitored and managed within the framework of DNV's risk management system and processes. Financial risks outside DNV are limited to the financial investment portfolio in Stiftelsen Det Norske Veritas. The risk related to the financial investment portfolio is calculated and reported based on a value-at-risk methodology.

**Interest rate risk:** The company has limited borrowings and negative net interest-bearing debt (NIBD). All existing loans in the parent company DNV Group AS are denominated in NOK and the risk is therefore linked to the Norwegian interest rate level. As the company has liquidity reserves in excess of its borrowings, the net interest rate risk is limited.

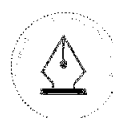
**Foreign currency risk:** DNV has revenues and expenses in approximately 60 currencies. Of these, six (NOK, EUR, USD, CNY, KRW, and GBP) make up 79% of the total revenue. In most currencies, the company has a natural hedge through a balance of revenues and expenses. However, a significant portion of DNV's net income is based on the USD or currencies closely correlated to the USD. DNV's management has a mandate to hedge up to 75% of the forecasted USD or USD-correlated net cash flow exposure 18 months forward. At year-end 2024, DNV had hedged USD 200 million of its future USD and USD-correlated net cash flow through forward contracts, which represents about 60% of the hedging mandate. DNV is materially exposed to the re-evaluation of balance sheet items, including net investments in foreign subsidiaries.

**Credit risk:** Receivable balances are monitored on an ongoing basis, with the result that the company's exposure to bad debts is limited. There are no significant credit risk concentrations within the company. With respect to the credit risk resulting from the other financial assets, which comprise cash, cash equivalents, liquidity funds, and certain derivative instruments, DNV's exposure arises from any default of the counterparty, with the maximum exposure equal to the market value of these instruments.

**Liquidity risk:** In addition to the financial investment portfolio in Stiftelsen Det Norske Veritas, DNV maintains a liquidity reserve where the targeted amount shall correspond to 15% of the Group's annual revenue plus a certain amount in an acquisition and investment reserve. DNV monitors its liquidity risk on a continuous basis. The liquidity planning considers the maturity of the financial assets (e.g. accounts receivable, other financial assets) and projected cash flows from operations. DNV has no loans that fall due in 2025.

**Pension plan risk:** DNV has closed all existing defined benefit pension schemes to new entrants. However, DNV is exposed to volatility in the financial markets affecting the value of the pension plan assets. DNV is also exposed to interest rate volatility affecting the pension commitments.

**Political risk:** The diverse locations of DNV's operations around the world expose DNV to a wide range of political developments, instabilities, changes to the regulatory environment, and consequent changes to DNV's economic and operating environments. That includes, for example, the war in Ukraine, wars and conflicts in the Middle East, growing US-China tensions, and new and existing trade sanctions. These risks require close and continuous monitoring and are being closely followed up both locally and at Group level, resulting in preparedness.



This file is sealed with a digital signature.  
The seal is a guarantee for the authenticity  
of the document.

Document ID:  
C93EEEEBA150A4A61B6320C6F8D5DA134

**Information and cybersecurity risk:** The number of attempted cyber attacks on DNV has increased significantly in recent years. The ongoing digitalization of services and the transfer of information and data from on-premises to cloud solutions come with an increased risk related to securing technical, business, and customer-critical information. This risk is considered high, and a single breach could be critical. It is therefore a high priority to continuously monitor and mitigate information and cybersecurity risks across DNV.

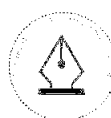
DNV uses two external security scanning tools to continuously monitor the technical security level. The same tools are used by many customers that stipulate high security requirements for DNV. In 2024, DNV's external security score was steady on the 'advanced' level. Future attacks are unavoidable and DNV has conducted group-wide exercises in order to be prepared and able to continue business operations. In 2024, the security awareness programme increased its number of activities and global reach and further improved the security culture in DNV. A National Institute of Standards and Technology (NIST) assessment was conducted to discover the maturity level in different security areas. This shows DNV the direction in which to focus and how to continuously improve its already robust management system for information security. The Board reviews DNV's cybersecurity risk regularly.

**Climate risk:** DNV is mainly exposed to climate-related transition risks through its services to fossil-based industries, which account for 29% of DNV's revenue. Non-fossil-related activities account for 48% of the revenue, while 13% of the revenue comes from a mix of fossil and non-fossil activities, and 10% was unspecifiable. With an accelerated energy transition, revenues from fossil-based businesses are expected to drop, representing a potential downside for DNV. However, the upside is considered to more than outweigh this, as DNV's stated vision is to be a trusted voice to tackle global transformations. That applies to the maritime, energy, manufacturing, health, and food sectors, among others. The transition risks in the industries where DNV operates include increasing and more stringent ESG regulations, enhanced carbon pricing, the stranding of fossil-linked assets, safety issues related to the use and transport of both low-carbon energy carriers (such as hydrogen and its derivatives) and captured CO<sub>2</sub>, access to finance, and the electrification of society. These risks also present DNV with considerable opportunities as it continues to help customers navigate the energy transition.

## SUSTAINABILITY AND CLIMATE

For Stiftelsen Det Norske Veritas, corporate sustainability is about delivering long-term value in financial, environmental, social, and ethical terms and this is embedded in its purpose. Stiftelsen Det Norske Veritas mainly manages corporate sustainability through its ownership of DNV, but also through strategic investments, such as in the Global Centre for Maritime Decarbonization in Singapore.

The Board maintains that the integration of the UN Global Compact's ten principles on human rights, labour standards, environmental performance, and anti-corruption is critical for achieving long-term value, and that the UN Sustainable Development Goals are to be used to set goals for the business community. The Board refers to DNV's annual report for a complete



This file is sealed with a digital signature.  
The seal is a guarantee for the authenticity  
of the document.

Document ID:  
C93EEEEBA150A4A61B6320C6F8D5DA134



account of corporate sustainability, including information on the priorities, management approach, targets, and performance relating to sustainable leadership; safety and resilience; human rights; business ethics and anti-corruption; people, environment, and climate; sustainable procurement; and partnerships for sustainability. During 2024, the Board Audit Committee approved a change from the Global Reporting Initiative (GRI) framework to adapt to the European Sustainability Reporting Standards (ESRS). This change was made to prepare for Corporate Sustainability Reporting Directive (CSRD) compliance in the 2025 reporting. A third party has conducted a limited assurance of the report.

## BUSINESS ETHICS AND ANTI-CORRUPTION

Integrity and ethics are important to Stiftelsen Det Norske Veritas and its stakeholders, and the Board emphasizes the necessity of remaining professionally objective and independent in the services it delivers to customers and society. Stiftelsen Det Norske Veritas has a zero-tolerance policy for corruption and unethical behaviour, which applies to all those working in DNV including employees, subcontractors, agents, and suppliers.

Stiftelsen Det Norske Veritas' compliance programme and related instructions are based on the DNV Code of Conduct. The Code of Conduct covers, among other things, anti-corruption, antitrust, export controls, sanctions, personal data protection, and human rights, and processes to handle cases are in place. Information on how to report potential misconduct is published on DNV's website and intranet, and there is also an ethical helpline and anonymous whistleblowing channel. The DNV Group Compliance Officer reports on performance to the DNV Board annually, to DNV's Board Audit Committee quarterly, and to DNV's Executive Committee when relevant.

In 2024, DNV continued to implement requirements under the Norwegian supply chain law, the 'Transparency Act'. DNV's Human Rights Due Diligence Report 2024 was published in March 2025 alongside the annual report. In 2024, no potential compliance cases were reported and handled for Stiftelsen Det Norske Veritas. Further information on compliance cases concerning DNV is found in the DNV annual report.

## OUTLOOK

Entering 2024, the global economy was yet again shrouded in uncertainty, with persistent inflation, geopolitical instability, and supply chain disruptions. Efforts throughout the year to lower inflation have been largely successful and have mostly led to soft landings, with inflation cooling without a fall-off in demand for goods and services. The global economy has remained reasonably resilient throughout the disinflationary process, although GDP growth remains well below pre-pandemic levels. The outlook for 2025 looks no more certain, as economies around the world brace for protectionist policies which could reignite inflation, leading to higher-for-longer interest rates that hinder economic growth. Moreover, we see increased headwinds in several of DNV's strategic service areas related to the energy transition due to financial, political, and social challenges and constraints. Nonetheless, there are reasons for cautious optimism. Technological advancements, especially AI, are revolutionizing productivity across sectors,



This file is sealed with a digital signature.  
The seal is a guarantee for the authenticity  
of the document.

Document ID:  
C93EEEEBA150A4A61B6320C6F8D5DA134



including healthcare and energy, and the energy transition will continue to accelerate despite challenges. In this context of rapid change and uncertainty, the global standards and services that an assurance provider like DNV delivers become even more valuable.

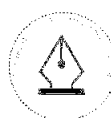
DNV's consistent performance over the first four years of its current 2021-2025 strategy period, which have coincided with four years of unexpected challenges, demonstrates the organization's preparedness and resilience as well as the relative health of its most important markets – maritime and energy – compared to other sectors. Although continued growth is expected, DNV has applied reasonable caution in plans for 2025, with mitigating strategies in place to effectively respond to the uncertainty in its core markets.

**NEAR-TERM MARKET OUTLOOK:** The trends of economic and geopolitical instability alongside the ongoing transformation across all sectors present not only challenges but also opportunities for DNV's business. In 2025, DNV is committed to continue its focus on innovation and continuous development to provide assurance services, digital solutions, and advice to its customers as they navigate ongoing global transformations.

The shipping market is expected to grow at a steady pace in 2025 in the face of continuing disruptions to trade routes and supply chains. The trade route disruptions that drove ship demand in 2024 are expected to continue in some form in the coming year, especially with the persistence of the war and unrest in the Middle East. Meanwhile, geopolitical realignments and proposed tariff increases will see new trends in global supply chain strategies, such as reshoring, nearshoring, and friendshoring, to reduce costs, as well as operational and strategic uncertainty.

Current GDP projections indicate that seaborne trade is expected to grow by 2.3% in 2025. Shipowners are entering 2025 well capitalized and, although slot availability in shipyards will keep a firm pressure on newbuild prices, the newbuild market is expected to remain relatively strong. We will likely see last year's unexpected boom in container ship ordering gradually soften, while demand for bulkers and oil tankers is expected to remain high. Order intake for gas tankers will begin to slow down. Decarbonization and digitalization efforts in the shipping industry will continue in 2025, growing the need for assurance in these areas. With rapid digitalization, cybersecurity is also becoming an important topic in the maritime industry.

Demand for DNV's certification, monitoring, and advisory services in the renewable and clean energy sectors will keep on growing as falling costs and incentivization policies continue to drive the energy transition. However, DNV has applied caution in plans for 2025, as the uncertainty and downside risk in the energy sector are significantly higher than in recent years. Inflation, supply-chain bottlenecks, high interest rates, and geopolitical tensions continue to create headwinds for the renewable energy sector. The expected rollback of environmental regulations and some clean energy subsidies at federal level in the US will moderate growth for DNV's renewables services in North America. While energy security has become a major driver for governments to boost investment in renewables, particularly in Europe, these same concerns have favoured continued expansion in fossil fuels in some regions. Nonetheless, projections for growth in fossil-based energy sectors continue to be modest, with a sharp reduction expected in Europe. Demand relating to offshore wind and solar power continues to dominate, with more than 250 gigawatts of expected combined capacity to be installed in 2025. However, demand



This file is sealed with a digital signature.  
The seal is a guarantee for the authenticity  
of the document.

Document ID:  
C93EEEEBA150A4A61B6320C6F8D5DA134



will be somewhat dampened for subsidy-driven projects owing to increasing national defence spending. DNV is well positioned to capitalize on this modest growth.

DNV's portfolio of software products and digital solutions for the energy sector will remain relevant as the sector continues its decarbonization and digital transformation journey with high attention to safety. However, due to the headwinds described above, the growth is expected to be lower than in the previous four years.

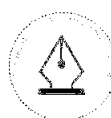
DNV's management system certification services follow a three-year cycle with periodical assurance checks, where the third year represents the highest activity. Lower activity is therefore expected in 2025, as this is the first year in the three-year certification cycle. Demand is still expected to remain positive in 2025 and will continue to be driven by the food and beverage, automotive and aerospace, and information and communications technology sectors. Accelerated growth is expected for training services, largely driven by increasing regulatory pressures.

DNV's supply chain and product assurance services are also set to generate healthy growth in 2025. Product assurance will be the main driver of growth, especially through DNV's newly strengthened positions in aquaculture and medical devices. The Chinese EV industry has been a strong driver of growth for DNV's automotive assurance services but may see more modest growth in 2025 due to oversupply and threats of tariff barriers in the US and Europe.

DNV's Cyber Priority research found that the majority of leaders in critical infrastructure industries regard cybersecurity as the greatest risk their businesses face. Encouragingly, three-quarters of the organizations surveyed are increasing their investment in cybersecurity this year to manage that risk. These are positive signs following several years of conservative cybersecurity investment and a downturn in the cybersecurity market. Industrial sectors are expected to turn their focus to supply chain security and operational technology, as well as securing capabilities to comply with tightening regulation – particularly related to the Network and Information Security Directive (NIS2) in Europe and International Association of Classification Societies (IACS) in the maritime industry.

We observe that the cost of healthcare continues to rise to unsustainable levels across most of the world's economies and the demand for care is outpacing supply. The healthcare sector must deliver more care at lower cost, with fewer workers, all while achieving the level of quality that society expects. The healthcare sector will seek to progress its digital transformation in 2025 in pursuit of productivity and efficiency gains while increasing quality. In markets where funding is directed towards digital transformation, the healthcare sector is expected to concentrate efforts on improving productivity from healthcare providers' existing technologies. Data flowing through healthcare systems will consequently need to be better connected, secure, and of an acceptable level of quality. This trend will support demand for DNV's digital health solutions.

In 2025, AI will continue to make progress and will start to change many industries, including those that DNV works in. As AI moves 'out of the lab' to industrial use, particularly in high-risk industrial applications as in the healthcare industry, there will be an increased focus on demonstrating that it is safe, trustworthy, and responsible. DNV is committed to helping its customers navigate the risks and opportunities that industrial AI presents through its strong AI



This file is sealed with a digital signature.  
The seal is a guarantee for the authenticity  
of the document.

Document ID:  
C93EEEB150A4A61B6320C6F8D5DA134



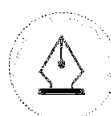
expertise and assurance services. DNV is also leveraging AI to improve the efficiency of its own assurance and risk management services.

**LONGER-TERM STRATEGIC OUTLOOK:** As we mark the halfway point through the so-called decade of transformations, we are seeing the beginnings of fundamental changes in global energy, food, health, and transport systems. All these transformations are underpinned by new digital technologies deployed at scale. The uptake of AI, particularly generative AI, has already been significant. As AI moves into more industrial applications, it will bring not only unprecedented opportunities but also new risks.

In an increasingly uncertain and rapidly changing global business environment, DNV's services and capabilities are more relevant than ever. As the need for trust and independent assurance and risk management continues to grow, DNV will continue to innovate and further develop its services, broad competence, and deep expertise, ensuring it is best placed to deliver on its vision of being 'a trusted voice to tackle global transformations'.

DNV's growth and success depend on attracting and retaining talented people in tight labour markets, and initiatives to achieve this will remain top of the agenda. DNV will continue to cultivate inorganic growth by identifying acquisition opportunities to strengthen its position in existing markets and accelerate growth in certain regions and new targeted capabilities.

The Board believes DNV's performance in 2024 demonstrates that the company's business models are robust and resilient in the short to medium term, despite geopolitical tension and economic uncertainty. With its strong balance sheet, firm strategic direction, and dedicated and highly competent employees, DNV is well-equipped to continue its growth and thrive in the years ahead.



This file is sealed with a digital signature.  
The seal is a guarantee for the authenticity  
of the document.

Document ID:  
C93EEEB150A4A61B6320C6F8D5DA134



**KPMG AS**  
Sørkedalsveien 6  
P.O. Box 7000 Majorstuen  
N-0306 Oslo

Telephone +47 45 40 40 63  
Internet [www.kpmg.no](http://www.kpmg.no)  
Enterprise 935 174 627 MVA

To the Board of Directors of Stiftelsen Det Norske Veritas

## Independent Auditor's Report

### Opinion

We have audited the financial statements of Stiftelsen Det Norske Veritas, which comprise:

- the financial statements of the parent company Stiftelsen Det Norske Veritas (the Foundation), which comprise the statement of financial position as at 31 December 2024, the income statement, statement of comprehensive income, statement of changes in equity and statement of cash flow for the year then ended, and notes to the financial statements, including a summary of significant accounting policies, and
- the consolidated financial statements of Stiftelsen Det Norske Veritas and its subsidiaries (the Group), which comprise statement of financial position as at 31 December 2024, the income statement, statement of comprehensive income, statement of changes in equity and statement of cash flow for the year then ended, and notes to the financial statements, including a summary of significant accounting policies.

### In our opinion

- the financial statements comply with applicable statutory requirements,
- the financial statements give a true and fair view of the financial position of the Foundation as at 31 December 2024, and its financial performance and its cash flows for the year then ended in accordance with simplified application of international accounting standards according to section 3-9 of the Norwegian Accounting Act, and
- the consolidated financial statements give a true and fair view of the financial position of the Group as at 31 December 2024, and its financial performance and its cash flows for the year then ended in accordance with simplified application of international accounting standards according to section 3-9 of the Norwegian Accounting Act.

### Basis for Opinion

We conducted our audit in accordance with International Standards on Auditing (ISAs). Our responsibilities under those standards are further described in the *Auditor's Responsibilities for the Audit of the Financial Statements* section of our report. We are independent of the Foundation and the Group as required by relevant laws and regulations in Norway and the International Ethics Standards Board for Accountants' International Code of Ethics for Professional Accountants (including International Independence Standards) (IESBA Code), and we have fulfilled our other ethical responsibilities in accordance with these requirements. We believe that the audit evidence we have obtained is sufficient and appropriate to provide a basis for our opinion.

#### Offices in:

© KPMG AS, a Norwegian limited liability company and a member firm of the KPMG global organization of independent member firms affiliated with KPMG International Limited, a private English company limited by guarantee. All rights reserved.

Statsautoriserede revisorer - medlemmer av Den norske Revisorforening

Oslo	Elverum	Mo i Rana	Tromsø
Alta	Finnsnes	Molde	Trondheim
Arendal	Hamar	Sandefjord	Tynset
Bergen	Haugesund	Stavanger	Ulsteinvik
Bodo	Knaresund	Stord	Alesund
Drammen	Kristiansand	Straume	

Pemneo document key: QDY5M-2TJ46-8HYKJ-IDKAL-4KDSU-HENJK



## Other Information

The Board of Directors and the Managing Director (management) are responsible for the information in the Board of Directors' report. The other information comprises information in the annual report, but does not include the financial statements and our auditor's report thereon. Our opinion on the financial statements does not cover the information in the Board of Directors' report.

In connection with our audit of the financial statements, our responsibility is to read the Board of Directors' report. The purpose is to consider if there is material inconsistency between the Board of Directors' report or our knowledge obtained in the audit, or whether the Board of Directors' report otherwise appear to be materially misstated. We are required to report if there is a material misstatement in the Board of Directors' report. We have nothing to report in this regard.

Based on our knowledge obtained in the audit, it is our opinion that the Board of Directors' report

- is consistent with the financial statements and
- contains the information required by applicable statutory requirements.

## Responsibilities of Management for the Financial Statements

Management is responsible for the preparation of financial statements that give a true and fair view in accordance with simplified application of international accounting standards according to the Norwegian Accounting Act section 3-9, and for such internal control as management determines is necessary to enable the preparation of financial statements that are free from material misstatement, whether due to fraud or error.

In preparing the financial statements, management is responsible for assessing the Foundation's and the Group's ability to continue as a going concern, disclosing, as applicable, matters related to going concern and using the going concern basis of accounting unless management either intends to liquidate the Group or to cease operations, or has no realistic alternative but to do so.

## Auditor's Responsibilities for the Audit of the Financial Statements

Our objectives are to obtain reasonable assurance about whether the financial statements as a whole are free from material misstatement, whether due to fraud or error, and to issue an auditor's report that includes our opinion. Reasonable assurance is a high level of assurance, but is not a guarantee that an audit conducted in accordance with ISAs will always detect a material misstatement when it exists. Misstatements can arise from fraud or error and are considered material if, individually or in aggregate, they could reasonably be expected to influence the economic decisions of users taken on the basis of these financial statements.

As part of an audit in accordance with ISAs, we exercise professional judgment and maintain professional skepticism throughout the audit. We also:

- identify and assess the risks of material misstatement of the financial statements, whether due to fraud or error. We design and perform audit procedures responsive to those risks, and obtain audit evidence that is sufficient and appropriate to provide a basis for our opinion. The risk of not detecting a material misstatement resulting from fraud is higher than for one resulting from error, as fraud may involve collusion, forgery, intentional omissions, misrepresentations, or the override of internal control.
- obtain an understanding of internal control relevant to the audit in order to design audit procedures that are appropriate in the circumstances, but not for the purpose of expressing an opinion on the effectiveness of the Foundation's and the Group's internal control.
- evaluate the appropriateness of accounting policies used and the reasonableness of accounting estimates and related disclosures made by management.
- conclude on the appropriateness of management's use of the going concern basis of accounting and, based on the audit evidence obtained, whether a material uncertainty exists related to events or conditions that may cast significant doubt on the Foundation's and the



Group's ability to continue as a going concern. If we conclude that a material uncertainty exists, we are required to draw attention in our auditor's report to the related disclosures in the financial statements or, if such disclosures are inadequate, to modify our opinion. Our conclusions are based on the audit evidence obtained up to the date of our auditor's report. However, future events or conditions may cause the Foundation and the Group to cease to continue as a going concern.

- evaluate the overall presentation, structure and content of the financial statements, including the disclosures, and whether the financial statements represent the underlying transactions and events in a manner that achieves a true and fair view.
- obtain sufficient appropriate audit evidence regarding the financial information of the entities or business activities within the Group to express an opinion on the consolidated financial statements. We are responsible for the direction, supervision and performance of the group audit. We remain solely responsible for our audit opinion.

We communicate with the Board of Directors regarding, among other matters, the planned scope and timing of the audit and significant audit findings, including any significant deficiencies in internal control that we identify during our audit.

#### Opinion on Governance

Based on our audit of the financial statements as described above, and control procedures we have considered necessary in accordance with the International Standard on Assurance Engagements (ISAE) 3000, *Assurance Engagements Other than Audits or Reviews of Historical Financial Information*, it is our opinion that the Foundation is governed in accordance with the law, the Foundation's purpose and the articles of association.

Oslo

KPMG AS

Øyvind Skorgevik  
*State Authorised Public Accountant*  
(This document is signed electronically)

Penneo document key: QDY5M-2TJ46-8HYKJ-JDKAJ-4KDSU-HENJK



# PENNEO

The signatures in this document are legally binding. The document is signed using Penneo™ secure digital signature. The identity of the signers has been recorded, and are listed below.

"By my signature I confirm all dates and content in this document."

## Skorgevik, Øyvind

State Authorized Public Accountant

On behalf of: KPMG AS

Serial number: no\_bankid:9578-5993-4-2747679

IP: 77.16.xxx.xxx

2025-03-19 18:38:12 UTC



Penneo document key: QDY5M-2TJ46-8HYKJ-JDKAJ-4KDSU-HENJK

This document is digitally signed using **Penneo.com**. The signed data are validated by the computed hash value of the original document. All cryptographic evidence is embedded within this PDF for future validation.

The document is sealed with a Qualified Electronic Seal using a certificate and timestamp from a Qualified Trust Service Provider.

### How to verify the integrity of this document

When you open the document in Adobe Reader, you should see that the document is certified by **Penneo A/S**. This proves that the contents of the document have not been modified since the time of signing. Evidence of the individual signers' digital signatures is attached to the document.

You can verify the cryptographic evidence using the Penneo validator, <https://penneo.com/validator>, or other signature validation tools.