



ÅRSREGNSKAPET FOR REGNSKAPSÅRET 2020 - GENERELL INFORMASJON

Enheten

Organisasjonsnummer: 996 564 894
Organisasjonsform: Allmennaksjeselskap
Foretaksnavn: AWILCO LNG ASA
Forretningsadresse: Beddingen 8
0250 OSLO

Regnskapsår

Årsregnskapets periode: 01.01.2020 - 31.12.2020

Konsern

Mørselskap i konsern: Ja
Konsernregnskap lagt ved: Ja

Regnskapsregler

Regler for små foretak benyttet: Nei
Benyttet ved utarbeidelsen av årsregnskapet til selskapet: Regnskapslovens alminnelige regler
Benyttet ved utarbeidelsen av årsregnskapet til konsernet: IFRS

Årsregnskapet fastsatt av kompetent organ

Bekreftet av representant for selskapet: Per Heiberg
Dato for fastsettelse av årsregnskapet: 26.04.2021

Grunnlag for avgivelse

År 2020: Årsregnskapet er elektronisk innlevert
År 2019: Tall er hentet fra elektronisk innlevert årsregnskap fra 2020

Det er ikke krav til at årsregnskapet m.v. som sendes til Regnskapsregisteret er undertegnet. Kontrollen på at dette er utført ligger hos revisor/enhetens øverste organ. Sikkerheten ivaretas ved at innsender har rolle/rettighet for innsending av årsregnskapet via Altinn, og ved at det bekreftes at årsregnskapet er fastsatt av kompetent organ.

Brønnøysundregistrene, 10.07.2022



Resultatregnskap

Beløp i: NOK	Note	2020	2019
RESULTATREGNSKAP			
Inntekter			
Salgsinntekt	6	5 693 000	5 666 000
Sum inntekter		5 693 000	5 666 000
Kostnader			
Avskrivning på varige driftsmidler og immaterielle eiendeler		9 000	1 000
Administrasjonskostnader	3	20 560 000	21 706 000
Sum kostnader		20 569 000	21 707 000
Driftsresultat		-14 876 000	-16 041 000
Finansinntekter og finanskostnader			
Annen finansinntekt	4	7 132 000	8 784 000
Sum finansinntekter		7 132 000	8 784 000
Nedskrivning av finansielle eiendeler	6	238 400 000	110 300 000
Annen finanskostnad	4	1 743 000	2 359 000
Sum finanskostnader		240 143 000	112 659 000
Netto finans		-233 011 000	-103 875 000
Ordinært resultat før skattekostnad		-247 887 000	-119 916 000
Skattekostnad på ordinært resultat	5	0	0
Ordinært resultat etter skattekostnad		-247 887 000	-119 916 000
Årsresultat		-247 887 000	-119 916 000
Overføringer og disponeringer			
Overføringer til/fra annen egenkapital		-247 887 000	-119 916 000
Sum overføringer og disponeringer		-247 887 000	-119 916 000



Balanse

Beløp i: NOK	Note	2020	2019
BALANSE - EIENDELER			
Anleggsmidler			
Immaterielle eiendeler			
Varige driftsmidler			
Driftsløsøre, inventar, verktøy, kontormaskiner og lignende		81 000	89 000
Sum varige driftsmidler		81 000	89 000
Finansielle anleggsmidler			
Investering i datterselskap	6	679 665 000	918 065 000
Lån til foretak i samme konsern	6	85 603 000	85 603 000
Pensjonsinnskudd	3	3 661 000	0
Sum finansielle anleggsmidler		768 929 000	1 003 668 000
Sum anleggsmidler		769 010 000	1 003 757 000
Omløpsmidler			
Varer			
Fordringer			
Andre fordringer		999 000	780 000
Konsernfordringer	6	30 122 000	2 046 000
Sum fordringer		31 121 000	2 826 000
Bankinnskudd, kontanter og lignende			
Bankinnskudd, kontanter og lignende	7	77 065 000	87 638 000
Sum bankinnskudd, kontanter og lignende		77 065 000	87 638 000
Sum omløpsmidler		108 186 000	90 464 000
SUM EIENDELER		877 196 000	1 094 221 000

BALANSE - EGENKAPITAL OG GJELD

Egenkapital



Balanse

Beløp i: NOK	Note	2020	2019
Innskutt egenkapital			
Selskapskapital	8	13 255 000	331 372 000
Overkurs		748 849 000	748 849 000
Annen innskutt egenkapital	8	419 800 000	101 683 000
Sum innskutt egenkapital		1 181 904 000	1 181 904 000
Opptjent egenkapital			
Udekket tap		391 772 000	143 885 000
Sum opptjent egenkapital		-391 772 000	-143 885 000
Sum egenkapital		790 132 000	1 038 019 000
Gjeld			
Langsiktig gjeld			
Pensjonsforpliktelser	3	4 215 000	3 483 000
Sum avsetninger for forpliktelser		4 215 000	3 483 000
Annen langsiktig gjeld			
Sum langsiktig gjeld		4 215 000	3 483 000
Kortsiktig gjeld			
Leverandørgjeld		56 000	346 000
Kortsiktig konserngjeld	6	79 742 000	49 096 000
Annen kortsiktig gjeld	9	3 052 000	3 279 000
Sum kortsiktig gjeld		82 850 000	52 721 000
Sum gjeld		87 065 000	56 204 000
SUM EGENKAPITAL OG GJELD		877 197 000	1 094 223 000
POSTER UTENOM BALANSEN			
Garantistillelser		2 140 166 000	2 284 516 000



Konsernets resultatregnskap

Beløp i: USD	Note	2020	2019
RESULTATREGNSKAP			
Inntekter			
Salgsinntekt	4,5	30 661 000	33 678 000
Annen driftsinntekt	7	-625 000	11 618 000
Sum inntekter		30 036 000	45 296 000
Kostnader			
Avskrivning på varige driftsmidler og immaterielle eiendeler	11	12 506 000	13 074 000
Operating expenses	7	9 127 000	9 748 000
Vessel repair expenses	7	-261 000	6 677 000
Administration expenses	8	3 049 000	3 657 000
Sum kostnader		24 421 000	33 156 000
Driftsresultat		5 615 000	12 140 000
Finansinntekter og finanskostnader			
Annen finansinntekt	17	123 000	462 000
Sum finansinntekter		123 000	462 000
Annen finanskostnad	17	13 591 000	20 870 000
Sum finanskostnader		13 591 000	20 870 000
Netto finans		-13 468 000	-20 408 000
Ordinært resultat før skattekostnad		-7 853 000	-8 268 000
Ordinært resultat etter skattekostnad		-7 853 000	-8 268 000
Årsresultat		-7 853 000	-8 268 000
Overføringer og disponeringer			
Udekket tap		-7 853 000	-8 268 000
Sum overføringer og disponeringer		-7 853 000	-8 268 000



Konsernets balanse

Beløp i: USD	Note	2020	2019
BALANSE - EIENDELER			
Anleggsmidler			
Immaterielle eiendeler			
Varige driftsmidler			
Skip	11	338 284 000	350 000 000
Andre varige driftsmidler		295 000	17 000
Sum varige driftsmidler		338 579 000	350 017 000
Finansielle anleggsmidler			
Pensjonsinnskudd	8	429 000	
Sum finansielle anleggsmidler		429 000	
Sum anleggsmidler		339 008 000	350 017 000
Omløpsmidler			
Varer			
Varer	13	354 000	1 000 000
Sum varer		354 000	1 000 000
Fordringer			
Kundefordringer	12	61 000	120 000
Andre fordringer	14	590 000	2 674 000
Sum fordringer		651 000	2 794 000
Bankinnskudd, kontanter og lignende			
Bankinnskudd, kontanter og lignende	15	12 637 000	23 547 000
Sum bankinnskudd, kontanter og lignende		12 637 000	23 547 000
Sum omløpsmidler		13 642 000	27 341 000
SUM EIENDELER		352 650 000	377 358 000

BALANSE - EGENKAPITAL OG GJELD



Konsernets balanse

Beløp i: USD	Note	2020	2019
Egenkapital			
Innskutt egenkapital			
Selskapskapital	19	1 976 000	49 407 000
Overkurs		133 384 000	133 384 000
Annen innskutt egenkapital	19	65 588 000	18 157 000
Sum innskutt egenkapital		200 948 000	200 948 000
Opptjent egenkapital			
Udekket tap		101 477 000	93 624 000
Sum opptjent egenkapital		-101 477 000	-93 624 000
Sum egenkapital		99 471 000	107 324 000
Gjeld			
Langsiktig gjeld			
Pensjonsforpliktelser	8	494 000	397 000
Sum avsetninger for forpliktelser		494 000	397 000
Annen langsiktig gjeld			
Gjeld til kredittinstitusjoner	22	225 004 000	0
Sum annen langsiktig gjeld		225 004 000	0
Sum langsiktig gjeld		225 498 000	397 000
Kortsiktig gjeld			
Leverandørgjeld		348 000	2 344 000
Kortsiktig rentebærende gjeld	22	18 843 000	260 187 000
Andre avsetninger	16	8 490 000	7 106 000
Sum kortsiktig gjeld		27 681 000	269 637 000
Sum gjeld		253 179 000	270 034 000
SUM EGENKAPITAL OG GJELD		352 650 000	377 358 000



ANNUAL REPORT 2020



Table of contents

04	About Awilco LNG
05	Organisation
07	Vessel Overview
08	Shareholder Information
12	Board of Director's Report
19	Statement of Responsibility
	Consolidated Income Statement
22	Consolidated Statement of Comprehensive Income
23	Consolidated Statement of Financial Position
24	Consolidated Cash Flow Statement
25	Consolidated Statement of Changes in Equity
26	Notes to the Consolidated Financial Statements
	Parent Company Income Statement
58	Parent Company Income Statement
59	Parent Company Statement of Financial Position
60	Parent Company Cash Flow Statement
60	Parent Company Statement of Changes in Equity
61	Parent Company Notes to the Financial Statements
72	Auditor's Report
78	Corporate Governance
84	Social Responsibility
89	Alternative Performance Measures

Contents



ABOUT AWILCO LNG

The Awilco LNG Group (the Group or Awilco LNG) is a fully integrated owner and operator of LNG vessels. The Group owns two 156,000 cbm 2015 built LNG TFDE membrane vessels, Wiforce and WifPride.

Awilco LNG ASA (the Company) was incorporated in February 2011 by Awilco AS, a company in the Awilhelmsen Group, for the purpose of acquiring three second-hand LNG vessels.

The three LNG vessels WifGas, WifPower and WifEnergy were acquired for an aggregate price of USD 67 million in 2011, financed through private placements and shareholder loans that were subsequently converted to equity. The three vessels were sold in 2015 and 2016 for combined net proceeds of USD 50 million.

In May 2011 Awilco LNG signed shipbuilding contracts for the construction of two LNG carriers, which were part-financed through a private placement of NOK 534,8 million.

In September 2011 the Company's shares were listed on the Oslo Stock Exchange under the ticker ALNG.

In September and November 2013, the Group took delivery of its two vessels, WifForce and WifPride. Both vessels were financed through sale/leaseback arrangements, financing about 75 % of the delivered cost.

In 2017 a comprehensive refinancing was completed, comprising an amended and more flexible financial lease agreement for WifForce and WifPride, and an equity issue of USD 26.8 million to re-establish a robust financial platform.

In January 2020 WifForce and WifPride were refinanced with a new 10-year sale-leaseback facility at improved terms.

ORGANISATION

MANAGEMENT

Awilco LNG had eight employees at the end of 2020. The Group handles commercial and technical operations of the vessels from its office in Oslo.

The Group purchases certain administrative services from Awilhelmsen Management AS and technical sub-management services from Awilco Technical Services AS, both companies in the Awilhelmsen Group.

JON SKULE STORHEILL

Chief Executive Officer

Prior to his appointment as CEO of Awilco LNG ASA Mr. Storheill was Managing Director of Awilco AS, Director of S&P/Projects with Frontline Management and Director/Partner of shipbroking company P.F. Bassoe AS. Mr. Storheill has also been the Chairman of the Board of Wilhelmsen Marine Services AS in addition to serving with various board positions in the industry. Mr. Storheill has more than 30 years of shipping experience and is a Norwegian citizen.

IAN S. WALKER

SVP Chartering

Mr. Walker previously held a similar position within Golar LNG, and before that held various commercial, marketing and project development positions in LNG projects for both BG and Shell. Mr. Walker has been involved in the natural gas & shipping industry for more than 35 years. Mr. Walker is a Scottish citizen and resides in Norway.

JAN ESPEN ANDERSEN

Head of Operation

Mr. Andersen was previously Head of Operations at Høegh LNG. He is a certified Master Mariner and has held various shore side marine related positions since 1997 following 7 years at sea. Mr. Andersen has more than 30 years of shipping experience and is a Norwegian citizen.

BOARD OF DIRECTORS

SYNNE SYRRIST

Chairman and Non-Executive Director

Mrs. Syrrist has work experience as an independent consultant for Norwegian companies and as financial analyst in Elcon Securities ASA and First Securities ASA. She has also an extensive non-executive experience from both listed and private companies and is currently among others a member of the boards of Awilco Drilling Plc, AqualisBraemar ASA and Eidesvik Offshore ASA. Mrs. Syrrist holds a MSc from NTNU and is a Certified Financial Analyst (CFA) from NHH. Mrs. Syrrist is a Norwegian citizen. Mrs. Syrrist is the chairman of the Remuneration Committee and a member of the Audit Committee.

OLE CHRISTIAN HVIDSTEN

Non-Executive Director

Mr. Hvidsten is Vice President, Corporate Finance in the Aviltheisen group. He has extensive experience from senior positions in investment banking/investment companies and is a board member of Awilco AS. Before joining the Aviltheisen group in 2011, he worked 11 years in the Corporate Finance department of ABB Sunal Collier. Mr. Hvidsten holds a MSc in Business Administration from NHH / Faouq School of Business (Duke University). Mr. Hvidsten is a Norwegian citizen. Mr. Hvidsten is the chairman of the Audit Committee.

JENS-JULIUS R. NYGAARD

Non-Executive Director

Mr. Nygaard is the CEO of Awilco AS. He has 15 years of experience from shipping and investment companies through various positions in the Awilco group of companies. Mr. Nygaard has a BA Honour's in Finance from Strathclyde University and an MSc in Shipping, Trade & Finance from CASS Business School. Mr. Nygaard is a Norwegian citizen.

JON-AKSEL TORGERSEN

Non-Executive Director

Mr. Torgersen is the former CEO of Astrup Fearley AS, the parent company of a number of investment and broker companies. Mr. Torgersen has extensive board experience from a number of companies in the property, shipping, finance and offshore sectors, and serves as Chairman of the Board of Atlantic Container Line AB and Finnlines PLC. He is also a member of the board of Transportation Recovery Fund. Mr. Torgersen holds an MBA (Finance) from Hochschule St. Gallen. Mr. Torgersen is a Norwegian citizen. Mr. Torgersen is a member of the Remuneration Committee.

ANNETTE MALM JUSTAD


Non-Executive Director

Mrs. Malm Justad previously held positions as CEO in Eitzen Maritime Services, Vice President and Head of Purchasing at Yara International ASA, Vice President and Fleet Manager at Norgas Carriers AS and has held various technical and commercial positions for Norsk Hydro ASA. She also serves as Chairman of the Boards of American Shipping Company ASA, Norske tog AS and Store Norske Spisbergen Kulkompani AS, and as board member of Småkraft AS, REC Silicon ASA and PowerCell Sweden AB. Mrs. Malm Justad holds a Master in Technology Management from NTH/NHH/MT and a Master in Chemical Engineering from NTH. Mrs. Malm Justad is a Norwegian citizen.

VESSEL OVERVIEW

Awilco LNG owns two 156,000 cbm 2013-built LNG TFDE vessels WillForce and WillPride.

WILLFORCE



YEAR BUILT	2013	DRAFT	12.521 M
YARD	DSME	MANAGER	ALNG TM
CAPACITY	156,007 M3	FLAG	NIS
DWT	87,750 MT	PROPULSION	TFDE

WILLPRIDE



YEAR BUILT	2013	DRAFT	12.521 M
YARD	DSME	MANAGER	ALNG TM
CAPACITY	156,089 M3	FLAG	NIS
DWT	87,677 MT	PROPULSION	TFDE



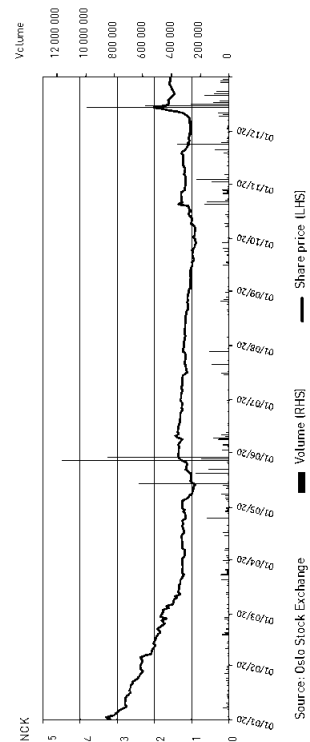
20 LARGEST SHAREHOLDERS (AS PER 31.12.2020)

38.56 %	Awilco AS 51 114 080	Helmex AS 908 847	0.69 %
19.63 %	The Bank of New York Mellon 26 023 392	SKIPS AS Tudor 781 429	0.59 %
9.72 %	Morgan Stanley & Co. Int. Plc.12 881 035	Carl Erik Steen 765 949	0.58 %
1.80 %	SES AS2 390 000	Kristian Falnes AS 700 000	0.53 %
1.00 %	Patronia AS 1 322 988	Avenza Bank AB 523 725	0.40 %
0.90 %	Finn Østberg 1 187 609	Bjørn Øve Sigbjørnsen 500 000	0.38 %
0.83 %	B.O. Steen Shipping AS 1 100 000	Capreca AS 500 000	0.38 %
0.79 %	Ambjørn Øjglend 1 044 431	Spechtano Finans AS 470 432	0.35 %
0.75 %	Tveco AS 1 000 000	Vidar Arntsen Taranger 450 000	0.34 %
0.75 %	Torstein Ingvold Tvengen 1 000 000	OTHER SHAREHOLDERS 28 909 151	20.30 %
0.74 %	Nordnet Livsforikring AS 975 543		



SHAREHOLDER INFORMATION

Awilco LNG share price development (ticker: ALNG)





Board of Directors' report



BOARD OF DIRECTORS' REPORT

Global LNG demand continued to grow also in 2020 despite the severe impact on the economic environment from the Covid-19 pandemic. For the year in total LNG trade reached 369 million tonnes, up from 361 in 2019 and 325 in 2018.

The uncertainty that the pandemic created for the general economic development entailed that LNG prices remained volatile throughout the year, with record low during the summer period and with a rebound and record high early in the winter. The average LNG prices for the year have however been at a level that have made it more competitive against other types of fuel, especially coal, and it is thus widely expected that this will further contribute to many countries that still rely on coal to accelerate their shift to LNG. The LNG prices have also positively impacted the use of LNG to power vessels and other transportation modes, which coincides well with the general trend towards cleaner-burning energy.

The annual growth in the global LNG fleet was according to Fearnleys LNG at approximately the same level as the increase in sailed distance for the year, keeping the overall fleet balance relatively stable for the period. A total of 32 LNG carriers were delivered in 2020, giving a fleet of 534 vessels at year-end. 33 newbuilding orders were made in 2020, all linked to term business and upcoming projects.

The Group's two vessels have been fully operational throughout the year despite the obstacles on crew changes and maintenance work caused by lockdowns and restrictions on travel imposed to fight the Covid-19 pandemic.

The refinancing of WilForce and WilPride was secured in January 2020 with a new 10-year sale-leaseback facility provided by CCB Financial Leasing Co. Ltd. (CCBFU) generating savings of USD 8.4 million in interest charge towards the lease obligations compared to the previous year.

BUSINESS SUMMARY

The Awilco LNG Group (Awilco LNG, ALNG or the Group) is a fully integrated pure play LNG transportation provider, owning and operating LNG vessels. The Group currently owns two 2013-built TFEDE LNG carriers. The parent company Awilco LNG ASA is listed on Euronext Expand with ticker ALNG. Awilco LNG's registered business address is Bredningen 8, Oslo, Norway. Commercial management is performed by Awilco LNG ASA and Technical management of the vessels is performed by a wholly owned subsidiary.

LNG market

According to Fearnleys LNG the assessed spot day-rates for modern TFEDE vessels started 2020 at USD 91,000, falling to a shoulder season low of USD 35,500 in March before reaching a high of USD 155,000 at the end of the year. Average assessed TFEDE spot rate per day for the year was about USD 60,000, down from USD 69,000 in 2019.

In 2020 32 vessels were delivered and 33 newbuilding orders were placed. The total fleet of LNG carriers above 120,000 cbm was 534 vessels at year-end 2020, of which 45 vessels are older than 20 years. 13 of the 534 vessels were in lay-up. The total order book consisted of 110 vessels with scheduled deliveries from 2021 to 2025.

Global seaborne LNG trade increased by 9 Mt in 2020, a growth of about 2 % compared to 2019. Fearnley LNG reported average transport distance up by 6.3% in 2020 compared to a decrease of 3.4 % in 2019, and according to same the total shipping demand expressed by growth in ton-mile increased by about 5.9 % in 2020 compared to a fleet growth of 15.4 % in the same period.

20.5 MTPA of new LNG production capacity started in 2020 and a further 7 MTPA and 15 MTPA is scheduled to come on stream in 2021 and 2022 respectively.

Operations

WilForce and WilPride both traded in the spot market in 2020. Vessel utilization for the period was 100%, up from 72% in 2019 when WilForce experienced offhire and repairs following damage to machinery and hull.

At year-end 2020 WilForce was employed on contract with a remaining charter period of approximately two months. WilPride was employed on contract until the beginning of February 2021 and was immediately committed on a new time charter contract for a period of two to three months.

CONSOLIDATED FINANCIAL STATEMENTS

Income statement

The Group generated net freight income of USD 30.7 million in 2020, down from USD 33.7 million in 2019, mainly caused by the sharp drop in the spot market during the summer months due to the fall in end-user demand and low LNG prices. These numbers equate to TCE earnings of USD 41,600 in 2020 and USD 61,100 in 2019. Fleet utilization for the year ended at 100 % compared to 72 % in 2019, as WilForce incurred extended offhire in 2019 due to hull and machinery repairs.

Operating expenses for the year ended at USD 9.1 million, down from USD 9.7 million in 2019, mainly driven by non-recurring maintenance work conducted in 2019.

Other income and vessel repair expenses in 2019 reflected USD 4.7 million in hull and machinery repair expenses on WilForce and a corresponding insurance recovery of USD 11.6 million which also includes compensation for offhire. In 2020 the reported reduction on vessel repair expenses and reduction in other income of USD 0.3 million and USD 0.6 million respectively are attributable to updated cost estimates for the repair work on WilForce in 2019 and to the settling of one insurance claim.

Administration expenses went down from USD 3.7 million in 2019 to USD 3.0 million in 2020, reflecting strict cost control and favourable development in the USD/NOX exchange rate. Depreciation and amortisation was USD 12.5 million in 2020 compared to USD 13.1 million in 2019.

Net financial expenses were USD 13.5 million in 2020, down from USD 20.4 million in 2019 following the refinancing at favourable terms of both vessels in January 2020.


Loss before tax and for the period was USD 7.9 million compared to USD 8.3 million in 2019.

Earnings per share

Basic and diluted earnings per share for the year were negative with USD 0.06, unchanged from 2019.

Financial position

Total assets and total equity for the Group as at 31 December 2020 was USD 352.6 million and USD 99.5 million respectively (USD 377.4 million and USD 107.3 at 31 December 2019) corresponding to an equity ratio of 28 %, unchanged from 31 December 2019.



amounted to NOK 238.4 million (NOK 110.3 million). The impairment losses were based on an assessment of recoverable amounts.

Net finance income amounted to NOK 5.4 million (NOK 6.4 million).

Loss for the period was NOK 247.9 million (NOK 119.9 million).

The Board of Directors propose that the loss for the period of NOK 247.9 million for the Parent Company is covered by retained earnings.

The Board will propose to the General Meeting scheduled for 18 May 2021 that there will be no dividend distributed for the fiscal year 2020.

GOING CONCERN ASSUMPTION

The consolidated financial statements of the Group, and the parent company financial statements of Awilco LNG ASA, have been prepared on a going concern basis pursuant to the Norwegian Accounting Act § 3-3a.

The Group's ability to continue as a going concern is dependent upon generating sufficient cash flow from operation of the vessels. The Group's vessels are trading in the spot market which exposes the Group's financial performance to volatility and seasonality in rates and utilisation. Possible Covid-19 virus mutations and new lockdowns in many countries may also continue to negatively impact the LNG shipping market and the Company's earnings and financial position.

RISK FACTORS

Shipping market conditions have historically been volatile and consequently the financial results may vary significantly from year to year. The risk factors in the LNG shipping market can be divided into the following main components: market risk, operational risk and financial risk.

Market risk

Market risk relates to the supply of LNG vessels and the demand for LNG transportation. In the past, there have been prolonged periods of oversupply of vessels due to delays in the construction of LNG production plants, with correspondingly low utilisation and depressed market rates. In the period 2012 to 2017 a newbuild ordering boom combined with limited growth in LNG production and decreasing average sailing distances resulted in an oversupply of vessels, depressing

activity and rates. In 2018 and 2019 the growth in LNG supply surpassed fleet growth, while 2020 experienced a balanced development following the negative impact from the Covid-19 pandemic on the LNG demand side.

High ordering activity in the period from 2018 to 2020 indicates a risk of an oversupplied market in 2021 and onwards, depending on production growth, global economic conditions, average sailing distances and notably US - China relations, among other factors.

Projecting the supply of LNG involves uncertainty. Historically new projects were often delayed as liquefaction plants are highly complex construction projects, but project execution has gradually improved, and recent projects commissioned several months ahead of schedule is encouraging. Actual LNG production may fluctuate from one year to another due to for instance scheduled maintenance programs, feed gas issues, war and conflicts or technical issues. Lower LNG production will have an impact on the market rates for LNG vessels, as the oversupply of vessels is likely to reduce rate levels.

The demand for LNG is affected by the importing countries' demand for energy as well as the relative pricing of LNG compared to alternative energy sources. A high relative pricing spread between LNG and other energy sources will reduce the demand for LNG and thereby negatively impact demand for LNG transportation. Due to the increase in LNG production in recent years combined the global economic slow-down caused by the Covid-19 pandemic, average LNG prices for 2020 were at an historically low level. In the longer-term perspective low gas prices and the growing supply side is expected to support growth in demand for natural gas as a flexible and clean fuel compared to other fossil alternatives.

Gas price levels in different geographic markets has a significant impact on demand for LNG transportation to execute arbitrage opportunities. During the winter season in 2020 we experienced extreme price differences, and going forward the arbitrage is difficult to predict as it is closely linked to the gas price level in Europe, the US and Far East, which is highly dependent upon several factors including weather, policies and regulations and the price of alternative energy sources.

Operational risk

Employment risk

The Group's ability to obtain charters will depend upon the prevailing market conditions. If the Group is unable to employ its vessels, revenue will be substantially reduced.

Net cash used in investing activities was USD 0.7 million, down from USD 1.0 million in 2019.

Net cash outflow from financing activities was USD 27.4 million in 2020, constituting of USD 262.5 million in proceeds from the sale-leaseback facility with CCBLL, USD 270.4 million in repayment of borrowings on the lease with Teekay and USD 19.5 million in payment of interest and borrowing costs. Net cash outflows from financing activities in 2019 was USD 272.2 million.

Subsequent to the CCBLL refinancing completed in January 2020 as described in note 26, cash break-even for each vessel is expected at approximately USD 88,000 per day in 2021, subject to interest rate fluctuations.

PARENT COMPANY FINANCIAL STATEMENTS

Operating income for the year amounted to NOK 5.7 million (NOK 5.7 million) and administration expenses NOK 20.6 million (NOK 21.7 million). Impairment losses on shares in subsidiaries


Cash and cash equivalents amounted to USD 12.6 million at 31 December 2020, which is USD 2.6 million above the required minimum consolidated cash and cash equivalents according to the sale-leaseback facility with CCB Financial Leasing Co. Ltd. (CCBFL). At year-end 2019 cash and cash equivalents were USD 23.5 million.

The combined book value of the vessels was USD 338.3 million at 31 December 2020 compared to USD 350.0 at year-end 2019.

Total interest-bearing debt for the Group was USD 243.8 million at 31 December 2020, down from USD 260.2 million at 31 December 2019. The current portion of the interest-bearing debt constituted USD 18.8 million as at 31 December 2020.

Cash flow statement

The Group generated USD 17.2 million in cash inflow from operating activities in 2020 compared to USD 29.2 million in 2019.



term currency risk, but as at 31 December 2020 no such instruments were entered into.

Liquidity risk

The shipping business is capital intensive and insufficient liquidity can severely impact the ability to operate the vessels. The Group's approach to managing liquidity risk is to ensure, as far as possible, having sufficient liquidity at all times to meet its obligations without incurring unacceptable losses or risking employees' safety or damage to the Group's reputation.

According to the sale-leaseback facility provided by CCBFL, the Awitco LNG Group shall maintain minimum consolidated cash and cash equivalents of USD 10.0 million and positive consolidated working capital. On 22 June 2020 the Company and CCBFL agreed to make certain temporary amendments to the financial covenants, whereby the required minimum consolidated cash and cash equivalents financial covenant was reduced to USD 2.0 million and the required consolidated positive working capital financial covenant was waived, both effective for a six-month period from 1 July 2020 to 31 December 2020.

On 23 November 2020 the temporary amendments were extended for a further six-month period, from 1 January 2021 to 30 June 2021. As a condition of the above extension the Company is restricted from declaring or paying dividends if the consolidated cash position of the Awitco LNG Group is lower than USD 20.0 million. Further extension or other means to address any potential liquidity risk will be evaluated, if needed, closer to the end of the current waiver period.

As at 31 December 2020 the Group had cash and cash equivalents of USD 12.6 million and was in compliance with financial covenants in the facilities.

Interest rate risk

The Tekeley leases refinanced in January 2020 were fixed rate lease liabilities, and interest rate risk was therefore limited to bank deposits and a floating interest charge on the deferred bareboat hire.

The CCBFL sale-leaseback facility completed in January 2020 is subject to a floating interest rate, and the Group is continuously evaluating using financial derivatives to hedge the interest rate exposure.

Counterparty / credit risk

The Group is exposed to credit risk from its operating activities through freight income trade receivables and from its financing

Laws and regulations

The Group's operations and vessels are subject to international laws and regulations, which have become more proliferate and stringent in recent years. Although the Group is doing its utmost to comply, changes in laws and regulations may expose the Group to liability.

Technical risk

LNG vessels are highly sophisticated, and there is a risk that equipment may fail despite pre-emptive maintenance. The Group has in place loss of hire insurance, but a technical breakdown will affect earnings for a period of at least 14 days due to the deductible period.

Piracy, war and cyber risk

A piracy attack, outbreak of war or cyber-attack may affect the trading and earnings of the vessels.

Crew

The LNG carrier fleet will increase by more than 20 % over the coming years. This exposes the Group to the risk of not being able to attract qualified officers and seafarers. The Group has, and will, continue to take steps in order to mitigate this risk.

Bunker price

The Group is exposed to bunker price risk when the vessels are not on charter.

Financial risk

The Wiforce and WifPride financial leases were refinanced in January 2020 with a 10-year sale-leaseback facility provided by CCB Financial Leasing Co. Ltd (CCBFL). Both vessels were sold for a gross consideration per vessel of USD 75.0 million including non-amortizing and non-interest bearing pre-paid charter hire of USD 43.8 million per vessel, enabling a full take out of the previous sale-leaseback financings with Tekeley. The vessels are chartered back on bareboat basis to wholly owned subsidiaries of the Company for a period of up to 10 years. The Group has rolling repurchase options starting after three years and repurchase obligations at maturity of the facility at USD 37.5 million per vessel.

Currency risk

The companies in the Group have USD as functional currency. Currency risks therefore arise in connection with transactions denominated in other currencies than USD. The Group is to a certain degree exposed to currency fluctuations, as it is exposed to administration expenses denominated in NOK. The Group may use financial derivatives to reduce short-

operated and maintained, and safe for crew, cargo, visitors and the environment. The Group's quality of operations is supported by experienced, educated and well-trained staff onboard and onshore. The Group adheres to national and international laws and regulations and promotes best practices identified within its own operations and the industry in order to improve the competence of individual crewmembers and vessel safety performance. ALNG's management is actively engaged in monitoring the Group's performance to further encourage and promote positive trends, and to provide advice and take corrective action where negative trends are detected. To ensure retention of personnel, Awitco LNG aims to ensure a stable and motivating work environment for both onshore and offshore employees. The Group is proactively seeking to identify requirements and needs for additional training through regular audits, master and management reviews.

Absence due to illness for onshore employees was 0.2% in 2020 (2.9 % in 2019). No onshore work-related injuries were reported in 2020 or 2019. For seafarers, an LTF (accidents per one million-man hours worked) of 0.0 was reported during the year (2.1 in 2019).

For further information please see the Social Responsibility section in the annual report, which complies with the requirements under the Norwegian Accounting Act § 3-3c.

CORPORATE GOVERNANCE

Awitco LNG strives to protect and enhance shareholder equity through openness, sustainability, integrity and equal shareholder treatment, and sound corporate governance is a key element in the basis of the Awitco LNG strategy.

activities, including deposits with banks. The Group aims to do business with creditworthy counterparties only. Charter hire is normally received monthly in advance, effectively reducing the potential exposure to credit risk. Bank deposits are only deposited with internationally recognised financial institutions with a solid credit rating.

HEALTH, SAFETY AND ENVIRONMENT

Based on the long-term goal of environmental excellence, Awitco LNG works continuously towards minimising the environmental impact from its vessels and operations.

Awitco LNG aims to minimise the emissions of CO₂, NO_x and SO_x from engines, boilers, incinerators, cargo, fuel oil tanks and systems through evaporation. Incremental efforts to improve and optimize the Group's operations resulted in reduced vessel emissions of CO₂, NO_x and SO_x per cargo unit-mile in 2020.

The Group has a zero tolerance for environmental spills, emissions of ozone depleting substances and unauthorised disposal of any type of garbage or waste to the marine environment.

The Group has a lean onshore organisation and has outsourced certain services. At year end 2020 the Group had eight onshore employees. There is currently no female representation among management. The Group is aware of this imbalance and is positive to improve this ratio in the future. The Board of Directors of the Company has two female directors, representing 40 % of the Board.

The safety and well-being of Awitco LNG's employees and seafarers has the highest priority. Vessels are to be properly

STATEMENT OF RESPONSIBILITY

The corporate governance principles of the Company are adopted by the Board of Directors. The principles are based on the Norwegian Code of Practice for Corporate Governance as of 17 October 2018 (the «Code of Practice»). Please see the Corporate Governance section in the annual report, and also the Company's web site www.awilco.no.

STRATEGY

The main strategy for Awilco LNG is to create shareholder value through the provision of a quality, sustainable, reliable and customer-oriented service to the market, in the best manner for its shareholders, employees and business connections. The management team shall safely, efficiently and effectively provide LNG transportation services to customers with an objective to secure the most profitable contracts coupled with the highest achievable vessel utilisation.

Awilco LNG shall evaluate growth opportunities in terms of vessel acquisitions and disposals which best complement the Group's financial and operational aspirations.

OUTLOOK

The LNG industry was in the middle of a wave of new LNG production increase and experienced low prices and oversupply even before the Covid-19 outbreak. The reduction in gas demand because of the pandemic added to the excess supply,

creating market volatility and pressure on gas prices which lasted until an unexpectedly cold winter led to a sudden increase in demand. The International Energy Agency (IEA) is expecting that demand for natural gas will progressively recover in 2021 as consumption returns close to its pre-crisis level in mature markets, while emerging markets benefit from economic rebound and lower natural gas prices. Possible Covid-19 virus mutations, delays in vaccination programs and new rounds of lockdowns can reintroduce uncertainty on the demand side in the short-term perspective. In a more long-term perspective, McKinsey has estimated LNG demand to grow 3.4 % per annum to 2035, with approximately 100 million metric tons of additional capacity.

The short-term market for LNG vessels is expected to improve in 2021 however remain volatile, caused by the uncertainty that Covid-19 entails on the demand side for LNG, the high number of newbuildings scheduled for delivery in 2021 and higher geographical price differences on LNG, generating additional demand for transportation.

The long-term outlook for LNG remains positive on the supply and demand side, and with a healthier LNG fleet balance.

We also confirm to the best of our knowledge that the Board of Directors' Report includes a true and fair review of the development and performance of the business and the position of Awilco LNG ASA and the Awilco LNG Group, together with a description of the principal risks and uncertainties that they face.

We confirm to the best of our knowledge that the consolidated financial statements for 2020 have been prepared in accordance with International Financial Reporting Standards as adopted by the European Union, as well as additional information requirements in accordance with the Norwegian Accounting Act, and that the financial statements for the parent company for 2020 have been prepared in accordance with the Norwegian Accounting Act and generally accepted accounting practice in Norway, and that the information presented in the financial statements gives a true and fair view of the assets, liabilities, financial position and profit/(loss) for the period of Awilco LNG ASA and the Awilco LNG Group as a whole.

01b, 26 April 2021

Jon Aksel Torgersen
Board member

Ole Christian Heistad
Board member

Jens Skule Størhøll
CEO

Synne Syrrist
Chairman of the Board

Annette Heine Jusabø
Board member

01b, 26 April 2021

Jon Aksel Torgersen
Board member

Synne Syrrist
Chairman of the Board

Jens Skule Størhøll
CEO

Annette Heine Jusabø
Board member



**Consolidated
Financial
Statements
And Notes**

—



CONSOLIDATED INCOME STATEMENT

In USD thousands, except per share figures	Note	2020	2019
Freight income	4,5	35 619	37 084
Voyage related expenses	6	4 958	3 406
Net freight income		30 661	33 678
Other income	7	(625)	11 618
Operating expenses	7	9 127	9 748
Vessel repair expenses	7	(261)	6 677
Administration expenses	8	3 049	3 657
Earnings before interest, taxes, depr. and amort. (EBITDA)		18 121	25 214
Depreciation and amortisation	11	12 506	13 074
Earnings before interest and taxes (EBIT)		5 615	12 140
Finance income	17	123	462
Finance expenses	17	(13 591)	20 870
Net finance income/(expense)		(13 468)	(20 408)
Profit/(loss) before taxes		(7 853)	(8 268)
Income tax expense	10	-	-
Profit/(loss) for the period		(7 853)	(8 268)

Earnings per share in USD attributable to ordinary equity holders of Avitco LNG ASA:

Basic, profit/(loss) for the period	9	(0,06)	(0,06)
Diluted, profit/(loss) for the period	9	(0,06)	(0,06)

CONSOLIDATED STATEMENT OF COMPREHENSIVE INCOME

Profit/(loss) for the period	(7 853)	(8 268)
Other comprehensive income:		
Other comprehensive income items	-	-
Total comprehensive income/(loss) for the period	(7 853)	(8 268)

CONSOLIDATED STATEMENT OF FINANCIAL POSITION

In USD thousands	Note	31.12.2020	31.12.2019
ASSETS			
Non-current assets			
Vessels	11	338 284	350 000
Pension assets		429	-
Other fixed assets incl right-of-use assets		295	17
Total non-current assets		339 007	350 017
Current assets			
Trade receivables	12	61	120
Inventory	13	354	1 000
Other short term assets	14	590	2 674
Cash and cash equivalents	15	12 637	23 547
Total current assets		13 642	27 340
Total assets		352 649	377 357
EQUITY AND LIABILITIES			
Equity			
Share capital	19	1 976	49 407
Share premium		133 384	133 384
Other paid-in capital	19	65 588	18 157
Retained earnings		(101 477)	(93 624)
Total equity		99 471	107 324
Non-current liabilities			
Pension liabilities	8	494	397
Long-term interest bearing debt	22	225 004	-
Total non-current liabilities		225 498	397
Current liabilities			
Short-term interest bearing debt	22	18 843	240 187
Trade payables		348	2 344
Income tax payable	10	-	-
Provisions and accruals	16	8 490	7 104
Total current liabilities		27 680	249 634
Total equity and liabilities		352 649	377 357



CONSOLIDATED CASH FLOW STATEMENT

In USD thousands

	Note	2020	2019
Cash Flows from Operating Activities:			
Profit/(loss) before taxes		(7 853)	(8 268)
Income taxes paid		-	-
Interest and borrowing costs expensed	17	13 208	20 709
Items included in profit/(loss) not affecting cash flows:			
Depreciation and amortisation	11	12 506	13 074
Changes in operating assets and liabilities:			
Trade receivables, inventory and other short term assets		2 359	5 104
Trade payables, provisions and accruals		(3 016)	(1 439)
ii) Net cash provided by / (used in) operating activities		17 205	29 180

Cash Flows from Investing Activities:			
Investment in vessels	11	(682)	(969)
iii) Net cash provided by / (used in) investing activities		(682)	(969)

Cash Flows from Financing Activities:			
Proceeds from borrowings	22	262 500	-
Repayment of borrowings		(270 428)	(7 635)
Interest and borrowing costs paid	22	(19 506)	(19 570)
iii) Net cash provided by / (used in) financing activities		(27 435)	(27 205)

Net change in cash and cash equivalents (i+ii+iii)		(10 912)	1 007
Cash and cash equivalents at start of period		23 547	22 540
Cash and cash equivalents at end of period	15	12 637	23 547

CONSOLIDATED STATEMENT OF CHANGES IN EQUITY

In USD thousands

For the period ended 31 December 2020

	Note	Share capital	Share premium	Other paid-in capital	Retained earnings	Total equity
Equity at 1 January 2020		49 407	133 384	18 157	(93 624)	107 324
Profit/(loss) for the period		-	-	-	(7 853)	(7 853)
Other comprehensive income for the period		-	-	-	-	-
Total comprehensive income		-	-	-	(7 853)	(7 853)
Share capital reduction	19	(47 431)	-	47 431	-	-
Balance as at 31 December 2020		1 976	133 384	65 588	(101 477)	99 472

In USD thousands

For the period ended 31 December 2019

	Share capital	Share premium	Other paid-in capital	Retained earnings	Total equity
Equity at 1 January 2019	49 407	1 133	18 157	(85 356)	115 592
Profit/(loss) for the period	-	384	-	(8 268)	(8 268)
Other comprehensive income for the period	-	-	-	-	-
Total comprehensive income	-	-	-	(8 268)	(8 268)
Balance as at 31 December 2019	49 407	133 384	18 157	(93 624)	107 323



NOTES TO THE CONSOLIDATED FINANCIAL STATEMENTS

NOTE 1 // CORPORATE INFORMATION

Avitico LNG ASA (the Company or Parent Company) is a public limited liability company incorporated and domiciled in Norway. Its registered office is Boddingsen 8, 0250 Oslo, Norway. The Company was incorporated 2 February 2011 and is listed on Euronext Expand with the ticker ALNG.

The consolidated financial statements of the Company comprise the Company and its subsidiaries, together referred to as the Group or Avitico LNG.

The principal activity of the Group is the investment in and operation of LNG transportation vessels. The Group owns and operates two 2013-built T-DE LNG vessels.

The consolidated financial statements for the period ended 31 December 2020 were authorised for issue by the Board of Directors on 26 April 2021 and will be presented for approval at the Annual General Meeting on 18 May 2021.

NOTE 2 // SUMMARY OF SIGNIFICANT ACCOUNTING POLICIES

BASIS OF PREPARATION

The consolidated financial statements of Avitico LNG have been prepared in accordance with international Financial Reporting Standards (IFRS) as adopted by the European Union and the additional applicable disclosure requirements of the Norwegian accounting act. The consolidated financial statements have been prepared on a historical cost basis, except for liabilities for cash-settled share-based payments which are measured at fair value, pensions which are measured according to IAS 19 and receivables and payables denominated in foreign exchange which are translated at period-end exchange rates.

The consolidated financial statements are presented in US Dollars (USD) rounded off to the nearest thousands, except as otherwise indicated. The consolidated financial statements have been prepared based on a going concern assumption.

Please see the Board of Directors' report for further information on this matter.

The principal accounting policies applied in the preparation of these consolidated financial statements are set out below.

BASIS OF CONSOLIDATION

The consolidated financial statements include Avitico LNG ASA and its subsidiaries. The financial statements of the subsidiaries are prepared for the same reporting period as the parent company, using consistent accounting policies. All inter-company transactions and balances are eliminated in the consolidation. Subsidiaries are fully consolidated from the date of acquisition, being the date on which the Group obtains control over the subsidiaries and continue to be consolidated until the date that such control ceases.

REVENUE

Revenue is recognised at an amount that reflects the consideration to which the Group expects to be entitled in exchange for transferring goods or services to a customer and is presented as freight income net of offshore deductions. Revenue is recognised according to the lead-to-discharge principle. Revenue is usually received monthly in advance whereas performance obligations are satisfied as follows:

Revenue is generated by time charter contracts which contain both a lease element and a vessel management element (service agreement). The lease element, as described below under Leasing are recognised in straight-line over the term of the charter as services are provided based on the number of days before and after the reporting period. Where the repositioning fees depend upon final redelivery location, they are recognised at the end of the charter when the revenue becomes fixed and determinable.

The vessel management element is considered a performance obligation that is satisfied over time, given that the customer simultaneously receives and consumes the benefits provided by the Group.

Voyage expenses are expensed as incurred and mobilisation expenses are not capitalised.

LEASING

The determination of whether an arrangement contains a lease element is made at contract inception and is based on the substance of the arrangement.

The Group as lessor

Leases are classified as finance leases if the terms of the lease agreement transfer substantially all the risks and benefits incidental to ownership of the leased item. All other leases are classified as operational leases.

Minimum operating lease payments received under operating leases are recognised in profit or loss on a straight-line basis over the term of the lease. Lease incentives received are recognised as an integral part of the total lease revenue over the term of the lease. Contingent rent is recognised as revenue in the period in which they are earned.

The Group as lessee

i. Right-of-use assets
The Group recognises right-of-use assets at the commencement date of the lease (i.e., the date the underlying asset is available for use). Right-of-use assets are measured at cost, less any accumulated depreciation and impairment losses, and adjusted for any remeasurement of lease liabilities. The cost of right-of-use assets includes the amount of lease liabilities recognised, initial direct costs incurred, and lease payments made at or before the commencement date less any lease incentives received. Unless the Group is reasonably certain to obtain ownership of the leased asset at the end of the lease term, the recognised right-of-use assets are depreciated on a straight-line basis over the shorter of its estimated useful life and the lease term. Leased assets with repurchase obligations at the end of the lease term are separated into components which are depreciated over the useful life of the component. Right-of-use assets are subject to impairment.

ii. Lease liabilities
At the commencement date of the lease, the Group recognises lease liabilities measured at the present value of lease payments to be made over the lease term. The lease payments include fixed payments less any lease incentives receivable, variable lease payments that depend on an index or a rate, and amounts expected to be paid under residual value guarantees. The lease payments also include repurchase obligations or

alternatively the exercise price of a purchase option reasonably certain to be exercised by the Group and payments of penalties for terminating a lease, if the lease term reflects the Group exercising the option to terminate. Variable lease payments that do not depend on an index or a rate are recognised as expense in the period on which the event or condition that triggers the payments occurs. In calculating the present value of lease payments, the Group uses the incremental borrowing rate at the lease commencement date if the interest rate implicit in

the lease is not readily determinable. After the commencement date, the amount of lease liabilities is increased to reflect the accretion of interest based on the effective interest method and reduced for the lease payments made. In addition, the carrying amount of lease liabilities is remeasured if there is a modification, a change in the lease term, a change in the substance fixed lease payments or a change in the assessment to purchase the underlying asset.

iii. Short-term leases and leases of low-value assets
The Group applies the short-term lease recognition exemption to its short-term leases (i.e., those leases that have a lease term of 12 months or less from the commencement date and do not contain a purchase option). It also applies the lease of low-value assets recognition exemption to leases of office equipment that are considered of low value (i.e., below USD 5,000). Lease payments on short-term leases and leases of low-value assets are recognised as expense on a straight-line basis over the lease term.

iv. Significant judgement in determining the lease term of contracts with renewal options

The Group determines the lease term as the non-cancellable term of the lease, together with any periods covered by an option to extend the lease if it is reasonably certain to be exercised, or any periods covered by an option to terminate the lease, if it is reasonably certain not to be exercised. The Group applies judgement in evaluating whether it is reasonably certain to exercise the option to renew. That is, it considers all relevant factors that create an economic incentive for it to exercise the renewal. After the commencement date, the Group reassesses the lease term if there is a significant event or change in circumstances that is within its control and affects its ability to exercise (or not to exercise) the option to renew.

v. Sale-leaseback arrangements

No gain or loss is recognised in the income statement related to sale/leaseback arrangements where the vessel is sold and subsequently leased back with repurchase obligations to the Group.

Sale/leaseback arrangements whereby the seller-lessee has repurchase obligations at maturity of the lease period are not considered as a sale of asset, and the seller-lessee recognises a financial liability equal to the transfer proceeds and the resulting lease obligation net of pre-paid charter hire is accounted for as a financial liability according to IFRS 9. The financial liability is subsequently measured according to amortised cost using the effective interest method. Associated costs incurred in arranging the lease agreement is amortised



vessels, inventories are measured at the lower of cost and net realisable value. Cost is determined in accordance with the first-in-first-out principle (FIFO), and expenses related to inventory are presented as voyage related expenses in the income statement.

PROVISIONS

Provisions are recognised when the Group has a present obligation (legal or constructive) because of a past event, it is probable that an outflow of resources embodying economic benefits will be required to settle the obligation and a reliable estimate can be made of the amount of the obligation. Where the Group expects some or all of a provision to be reimbursed, for example under an insurance contract, the reimbursement is recognised as a separate asset, but only when the reimbursement is virtually certain. The expense relating to any provision is recognised through profit and loss net of any reimbursement.

FAIR VALUE MEASUREMENT

Fair value is the price that would be received to sell an asset or paid to transfer a liability in an orderly transaction between market participants at the measurement date, using assumptions that market participants would use when pricing the asset or liability. The Group uses valuation techniques that are appropriate in the circumstances and for which sufficient data are available to measure fair value. All assets and liabilities for which fair value is measured or disclosed in the financial statements are categorised within the fair value hierarchy, described as follows, based on the lowest level of input that is significant to the fair value measurement as a whole:

Level 1: Quoted (unadjusted) market prices in active markets for identical assets or liabilities

Level 2: Valuation techniques for which the lowest level input that is significant to the fair value measurement is directly or indirectly observable

Level 3: Valuation techniques for which the lowest level input that is significant to the fair value measurement is unobservable.

SHARE-BASED PAYMENTS

For cash-settled share-based payments a provision is recorded for the rights granted reflecting the vested portion of the fair value of the rights at the reporting date. The provision is accrued over the period the beneficiaries are expected to perform the related service (vesting period). The cash-settled

if it is not practicable to determine the carrying amount of the replaced part, the cost of the replacement is used as an indication of what the cost of the replaced part was at the time it was acquired or constructed.

IMPAIRMENT

Vessels, vessels under construction and other fixed assets are assessed for impairment indicators each reporting period. If impairment indicators are identified the recoverable amount is estimated, and if the carrying amount of an asset or cash generating unit (CGU) exceeds its recoverable amount an impairment loss is recognised. Each vessel is assessed as a separate cash generating unit (CGU) by Awiko LNG.

The recoverable amount is the higher of an asset's fair value less cost to sell (net selling price) and value in use. The fair value is the amount obtainable from the sale of an asset in an arm's length transaction less the costs of disposal. Value in use is the present value of estimated future cash flows expected to arise from the continuing use of an asset and from its disposal at the end of its useful life.

A previously recognised impairment loss is reversed only if there has been a change in the estimates used to determine the recoverable amount; the reversal is limited up until the carrying amount net of accumulated depreciation if no impairment loss had been recognised in prior periods. Such reversals are recognised in the income statement.

NON-CURRENT ASSETS HELD FOR SALE

Non-current assets and disposal groups are classified as held for sale if their carrying amounts will be recovered principally through sale rather than continuing use. Non-current assets and disposal groups classified as held for sale are measured at the lower of their carrying amount and fair value less cost to sell and presented separately as assets held for sale and liabilities held for sale in the statement of financial position.

The criteria for held for sale classification is regarded as met only when the sale is highly probable and the asset or disposal group is available for immediate sale in its present condition. Actions required to complete the sale should indicate that it is unlikely that significant changes to the plan will be made or that the plan to sell will be withdrawn. In addition, the criteria also include management to be committed to the plan and the sale to be completed within a year. Once classified as held for sale assets are not depreciated or amortised.

INVENTORY

inventories consist of bunkers and lube oil on board the

Costs of vessels under construction are capitalised, classified as vessels under construction and presented as a tangible asset. The capitalised costs are reclassified from vessels under construction to vessels when the asset is available for its intended use.

In accordance with IAS 16 each component of the vessels with a cost that is significant in relation to the total cost of the item is separately identified and depreciated. Components with similar useful lives will be grouped into a single component. Dry-docking is identified as a separate component of cost of vessels and depreciated separately.

Depreciable amount of an asset is calculated as cost less residual value and impairment charges. Residual value is based on estimated salvage value of the vessels. Depreciation is calculated on a straight-line basis over the useful life of the assets, and depreciation is commenced when the asset is available for its intended use. Expected useful lives, methods of depreciation and residual values are reviewed yearly and adjusted prospectively, if appropriate. The following estimated useful lives are applied to the respective components of the asset:

Vessels	40 years
Vessel dry-docking	5 years
Vessel engine overhauls	4 years
Other fixed assets	3 - 5 years

Costs related to major inspections/classifications (dry-docking and engine overhauls) are recognised in the carrying amount of the vessels if certain recognition criteria are satisfied. The recognition is made as the dry-docking or overhaul is being performed, and depreciation is recognised from completion of the dry-docking and overhaul until estimated time to the next dry-docking or overhaul. Any remaining carrying amount of the cost of the previous dry-docking or overhaul is depreciated upon initiation of the next dry-docking or overhaul. The remaining costs that do not meet the recognition criteria are expensed as repairs and maintenance. When vessels are acquired the remaining dry-docking and overhaul is identified and depreciated as a separate component, based on estimated time to the next dry-docking or overhaul.

Ordinary repairs and maintenance expenses are recognised in the income statement as incurred. Upgrades and material replacement of parts and equipment are capitalised as costs of vessels and depreciated together with the respective component. Replaced parts and equipment are depreciated and presented as impairment losses in the income statement.

over the lease period and presented net of the lease liability in the statement of financial position.

FOREIGN CURRENCY

The consolidated financial statements are presented in USD, which is also the functional currency of all entities in the Group. Transactions in foreign currencies are recorded at the rate of exchange on the date of the transaction.

Monetary assets and liabilities denominated in foreign currencies are translated at the exchange rate applicable at the reporting date. Realised and unrealised foreign currency gains or losses on monetary items are presented as finance income or finance expense. Non-monetary items that are measured at historical cost in a foreign currency are translated using the exchange rates applicable at the dates of the initial transactions.

CLASSIFICATION OF ITEMS IN THE STATEMENT OF FINANCIAL POSITION

Current assets and current liabilities include items that fall due for payment within one year after the reporting date. The short-term part of long-term debt maturing within 12 months after the balance sheet date is classified as short-term debt.

VESSELS, VESSELS UNDER CONSTRUCTION AND OTHER FIXED ASSETS

Tangible non-current assets such as vessels and other fixed assets are carried at historical cost less accumulated depreciation and impairment losses. Vessels under construction are carried at historical cost less impairment losses.

Costs of acquired vessels include expenditures that are directly attributable to the acquisition of the vessels. Cost of vessels under construction include all directly attributable costs incurred to bringing the asset to the location and condition necessary for it to be capable of operating in the manner intended by management. Examples of such costs include supervision costs, site team costs, yard instalments, technical costs and borrowing costs.

Borrowing costs consist of interest and other costs that are incurred in connection with the borrowing of funds and are determined by applying an interest rate to the average amount of accumulated expenditures during the construction period, limited to the interest expense incurred during the reporting period. The interest rate used is the weighted average cost of borrowings in the Group.



position at fair value with net changes in fair value recognised in the statement of profit or loss. This category includes derivative instruments and listed equity investments. Dividends on listed equity investments are also recognised as other income in the statement of profit or loss when the right of payment has been established.

Derogation: A financial asset is primarily derecognised (i.e., removed from the Group's consolidated statement of financial position) when either i) The rights to receive cash flows from the asset have expired or ii) the Group has transferred its rights to receive cash flows from the asset or has assumed an obligation to pay the received cash flows in full without material delay to a third party under a 'pass-through' arrangement; and either

(a) the Group has transferred substantially all the risks and rewards of the asset, or (b) the Group has neither transferred nor retained substantially all the risks and rewards of the asset, but has transferred control of the asset. When the Group has transferred its rights to receive cash flows from an asset or has entered into a pass-through arrangement, it evaluates if, and to what extent, it has retained the risks and rewards of ownership. When it has neither transferred nor retained substantially all of the risks and rewards of the asset, nor transferred control of the asset, the Group continues to recognise the transferred asset to the extent of its continuing involvement. In that case, the Group also recognises an associated liability. The transferred asset and the associated liability are measured on a basis that reflects the rights and obligations that the Group has retained. Continuing involvement that takes the form of a guarantee over the transferred asset is measured at the lower amount of consideration that the Group could be required to repay.

Impairment of financial assets: The Group recognises an allowance for expected credit losses (ECLs) for all debt instruments not held at fair value through profit or loss. ECLs are based on the difference between the contractual cash flows due in accordance with the contract and all the cash flows that the Group expects to receive, discounted at an approximation of the original effective interest rate. The expected cash flows will include cash flows from the sale of collateral held or other credit enhancements that are integral to the contractual terms. ECLs are recognised in two stages. For credit exposures for which there has not been a significant increase in credit risk since initial recognition, ECLs are provided for credit losses that result from default events that are possible within the next 12-months (a 12-month ECL). For those credit exposures for which there has been a significant increase in credit risk since initial recognition, a loss allowance is required for credit losses

applicable at the end of the reporting period, the Group initially measures a financial asset at its fair value plus, in the case of a financial asset not at fair value through profit or loss, transaction costs.

Trade receivables that do not contain a significant financing component or for which the Group has applied the practical expedient are measured at the transaction price determined under IFRS 15 Revenue from Contracts with Customers.

In order for a financial asset to be classified and measured at amortised cost it needs to give rise to cash flows that are solely payments of principal and interest on the principal amount outstanding.

Subsequent measurement: Financial assets are classified in two categories:

- i. Financial assets at amortised cost (loebt instrument)
 - The Group measures financial assets at amortised cost if both of the following conditions are met:
 - i) The financial asset is held within a business model with the objective to hold financial assets in order to collect contractual cash flows and ii) the contractual terms of the financial asset give rise on specified dates to cash flows that are solely payments of principal and interest on the principal amount outstanding. Financial assets at amortised cost are subsequently measured using the effective interest method (EIR) and are subject to impairment. Gains and losses are recognised in profit or loss when the asset is derecognised, modified or impaired. The Group's financial assets at amortised cost include trade receivables.
- ii. Financial assets at fair value through profit or loss
 - The category includes financial assets held for trading, financial assets designated upon initial recognition at fair value through profit or loss, or financial assets mandatorily required to be measured at fair value. Financial assets are classified as held for trading if they are acquired for the purpose of selling or repurchasing in the near term. Derivatives, including separated embedded derivatives, are also classified as held for trading unless they are designated as effective hedging instruments. Financial assets with cash flows that are not solely payments of principal and interest are classified and measured at fair value through profit or loss, irrespective of the business model. Notwithstanding the criteria for debt instruments to be classified at amortised cost as described above, debt instruments may be designated at fair value through profit or loss on initial recognition if doing so eliminates, or significantly reduces, an accounting mismatch. Financial assets at fair value through profit or loss are carried in the statement of financial

Deferred tax liabilities are recognised for all taxable temporary differences. Deferred tax assets are recognised for all deductible temporary differences to the extent that it is probable that taxable profits will be available against which the deductible temporary difference can be utilised. Deferred income tax is calculated on temporary differences arising on investments in subsidiaries, except where the timing of the reversal of the temporary difference is controlled by the Group and it is probable that the temporary difference will not reverse in the foreseeable future.

Deferred income tax assets and liabilities is determined using tax rates that are expected to apply to the year when the asset is realised or the liability is settled, based on tax rates, land tax laws that have been enacted or substantively enacted at the reporting date. Deferred tax liabilities and deferred tax assets are recognised at nominal values and classified as non-current liabilities and non-current assets in the statement of financial position. Deferred tax assets and liabilities are offset if there is a legally enforceable right to offset current tax liabilities and assets, and they relate to income taxes levied by the same tax authority on the same taxable entity, or on different tax entities, but they intend to settle current tax liabilities and assets on a net basis or their tax assets and liabilities will be realised simultaneously.

Current income tax and deferred tax is recognised in profit or loss except to the extent that it relates to items recognised directly in equity or in other comprehensive income.

For Group companies subject to tonnage tax regimes, incurred tonnage tax is recognised as an operating expense.

FINANCIAL INSTRUMENTS

Financial assets and liabilities are offset and the net amount presented in the statement of financial position when there is a legal right to offset the amounts and intention either to settle on a net basis or to realise the asset and settle the liability simultaneously.

FINANCIAL ASSETS

Initial recognition and measurement: Financial assets are classified at initial recognition and subsequently measured at either i) amortised cost or ii) fair value through profit or loss.

The classification of financial assets at initial recognition depends on the financial asset's contractual cash flow characteristics and the Group's business model for managing them. With the exception of trade receivables that do not contain a significant financing component or for which the Group has

share-based payments are remeasured to fair value at each reporting date until the award is settled. Any changes in the fair value of the provision are recognised as administration expense in the income statement. The amount of unrecognised compensation expense related to non-vested share-based payment arrangements granted in the cash-settled plans is dependent on the final intrinsic value of the awards. Social security tax liability is recognised on the intrinsic value of the cash-settled share-based payments.

PENSIONS

The Group is required to provide a pension plan towards its onshore employees, and the Group has implemented a defined contribution plan. The plan, which is fully funded, complies with the requirements in the Mandatory Occupational Pension act in Norway ("Lov om obligatorisk tjenestepensjon"). Contributions on salary up until 126 are funded in a life insurance company, whereas contributions on salary over 126 are transferred to a separately administered scheme and pledged towards the participating employees. G refers to the Norwegian National Insurance basic amount.

Contributions to the pension plan are recognised as an employee benefit expense in the income statement when they fall due. Prepaid contributions are recognised as an asset to the extent that a cash refund or a reduction in the future payments is expected. The Group has no further payment obligations once the contributions have been paid.

The liability arising from the plan → 126 is classified as a non-current liability in the statement of financial position. Changes in the liability are recognised as employee benefit expenses in the income statement in the periods during which services are rendered by employees. The liability becomes payable to the employees upon termination, voluntary or involuntary, of the employment.

TAXES

The income tax expense consists of current income tax and changes in deferred tax.

Current income tax is the expected tax payable or receivable on the taxable income or loss for the year, using tax rates enacted or substantively enacted at the reporting date, and any adjustment to tax payable in respect of previous years.

Deferred income tax is provided using the liability method on temporary differences at the reporting date between the tax bases of assets and liabilities and their carrying amounts in the consolidated financial statements.



NOTE 3 // SIGNIFICANT ACCOUNTING JUDGEMENTS, ESTIMATES AND ASSUMPTIONS

The preparation of financial statements requires management to make estimates, judgments and assumptions that affect the amounts reported in the financial statements and accompanying notes. Management bases its estimates and judgments on historical experience and on various other factors that are believed to be reasonable under the circumstances, the results of which form the basis for making judgments concerning the carrying values of assets and liabilities that are not readily apparent from other sources. This presents a substantial risk that actual conditions will vary from the estimates. The key sources of estimation uncertainty at the reporting date that have a significant risk of causing a material adjustment to the carrying amounts of assets and liabilities within the next financial year are discussed below.

CRITICAL JUDGEMENTS IN APPLYING ACCOUNTING POLICIES

In general management has to apply judgement in the process of applying the Group's accounting policies, in addition to items involving estimates described below, in the process of preparing the financial statements.

- Management has applied significant estimates and assumptions mainly relating to the following:
 - Sale-leaseback agreements
 - Depreciation of vessels and residual values
 - Impairment of vessels

Sale-leaseback agreements: WifForce and WifPride. The WifForce and WifPride leases were refinanced in January 2020 with a new 10-year sale-leaseback facility provided by CCB Financial Leasing Co. Ltd. The Group has rolling repurchase options starting after three years and repurchase obligations at maturity of the leases. Based on criteria of IFRS 15, the presence of repurchase obligations precludes this being accounted for as a sale. Consequently, the vessels continue to be recognised, and the agreements are considered financing transactions.

Depreciation of vessels and residual values. Depreciation is based on Management's estimates of the vessels' major components, useful lives of the components and the vessels' residual values less costs associated with scrapping at the end of the vessels' useful life. Estimates may change due to

repayable on demand. Cash includes restricted employee taxes withheld. Cash equivalents represent short term, highly-liquid investments which are readily convertible into known amounts of cash with original maturities of three months or less.

SEGMENT INFORMATION

The Group's current business is operating LNG transportation vessels. The potential market for the vessels is and will be the international global LNG transportation market, and the business will be exposed to the same risks and returns wherever the vessels are employed. The Group's internal reporting does not distinguish between different segments, and as the vessels are managed as one operating segment Awiko LNG has only one reportable segment.

NEW AND AMENDED STANDARDS AND INTERPRETATIONS

The group has applied the following standards and amendments for the first time for their annual reporting period commencing 1 January 2020:

- i. Definition of Material – amendments to IAS 1 and IAS 8
- ii. Revised Conceptual Framework for Financial Reporting

Amendments to IAS 1 and IAS 8 Definition of Material

The amendments clarify that materiality will depend on the nature or magnitude of information, either individually or in combination with other information, in the context of the financial statements. A misstatement of information is material if it could reasonably be expected to influence decisions made by the primary users. These amendments had no impact on the consolidated financial statements of, nor is there expected to be any future impact to the Group.

Conceptual Framework for Financial Reporting issued on 29 March 2018

The revised Conceptual Framework includes some new concepts, updated definitions and recognition criteria for assets and liabilities and clarifies certain other important concepts. These amendments had no impact on the consolidated financial statements of the Group.

The Group has not early adopted any standards, interpretation or amendment that has been issued but is not yet effective. The preliminary review of the impacts of standards and interpretations that are not yet effective have not identified any material effect from these on the Group's financial statements.

are derecognised as well as through the EIR amortisation process. Amortised cost is calculated by taking into account any discount or premium on acquisition and fees or costs that are an integral part of the EIR. The EIR amortisation is included as finance costs in the statement of profit or loss.

Derecognition: A financial liability is derecognised when the obligation under the liability is discharged or cancelled or expires. When an existing financial liability is replaced by another from the same lender on substantially different terms, or the terms of an existing liability are substantially modified, such an exchange or modification is treated as a derecognition of the original liability and the recognition of a new liability. The difference in the respective carrying amounts is recognised in the statement of profit or loss.

SHARE CAPITAL

Ordinary shares are classified as equity. Incremental costs directly attributable to the issue of ordinary shares are recognised as a deduction from equity, net of any tax effects. Own equity instruments that are acquired (treasury shares) are recognised at cost and deducted from equity. No gain or loss is recognised in the income statement on the purchase, sale, issue or cancellation of the Group's own equity instruments. Voting rights relating to treasury shares are nullified and no dividends are allocated to them.

DIVIDENDS

Dividend payments are recognised as a liability in the Group's financial statements from the date when the dividend is approved by the General Meeting. A corresponding amount is recognised directly towards equity.

EARNINGS PER SHARE

The Group presents basic and diluted earnings per share date for its ordinary shares. Basic earnings per share is calculated by dividing the profit or loss attributable to ordinary shareholders of the Company by the weighted average number of ordinary shares outstanding during the year, adjusted for own shares held. Diluted earnings per share is determined by adjusting the profit or loss attributable to ordinary shareholders and the weighted average number of ordinary shares outstanding, adjusted for own shares held, for the effects of all dilutive potential ordinary shares.

CASH FLOW STATEMENT

The cash flow statement is presented using the indirect method.

CASH AND CASH EQUIVALENTS

Cash represents cash on hand and deposits with banks that are

expected over the remaining life of the exposure, irrespective of the timing of the default (a lifetime ECL). For trade receivables and contract assets, the Group applies a simplified approach in calculating ECLs. Therefore, the Group does not track changes in credit risk, but instead recognises a loss allowance based on lifetime ECLs at each reporting date. The Group considers a financial asset in default when contractual payments are 90 days past due. However, in certain cases, the Group may also consider a financial asset to be in default when internal or external information indicates that the Group is unlikely to receive the outstanding contractual amounts in full before taking into account any credit enhancements held by the Group. A financial asset is written off when there is no reasonable expectation of recovering the contractual cash flows.

Financial liabilities

Initial recognition and measurement: Financial liabilities are classified, at initial recognition, as financial liabilities at fair value through profit or loss, financial liabilities measured at amortised cost or as derivatives designated as hedging instruments in an effective hedge, as appropriate. All financial liabilities are recognised initially at fair value and, in the case of financial liabilities measured at amortised cost, net of directly attributable transaction costs.

Subsequent measurement: The measurement of financial liabilities depends on their classification, as described below:

- i) Financial liabilities at fair value through profit or loss include financial liabilities held for trading and financial liabilities designated upon initial recognition as at fair value through profit or loss. Financial liabilities are classified as held for trading if they are incurred for the purpose of repurchasing in the near term. This category also includes derivative financial instruments entered into by the Group that are not designated as hedging instruments in hedge relationships as defined by IFRS 9. Separated embedded derivatives are also classified as held for trading unless they are designated as effective hedging instruments. Gains or losses on liabilities held for trading are recognised in the statement of profit or loss. Financial liabilities designated upon initial recognition at fair value through profit or loss are designated at the initial date of recognition, and only if the criteria in IFRS 9 are satisfied. The Group has not designated any financial liability as at fair value through profit or loss.

- ii) Financial liabilities measured at amortised cost: After initial recognition, interest-bearing loans and borrowings are subsequently measured at amortised cost. Gains and losses are recognised in profit or loss when the liabilities



changes in scrap value, technological development, competition and environmental and legal requirements. Management reviews the future useful lives of each significant component and the residual values of the vessels annually, taking into consideration the above-mentioned factors and the observable age for LNG vessels when scrapped. Scrap values are estimated based on forward prices of steel. Any changes in estimated useful lives and/or residual values impact the depreciation of the vessels prospectively. As at 31 December 2020 the vessels had a carrying value of USD 338.3 million, and total residual value was estimated at USD 24 million. Please see note 11 for further information on impairment of vessels.

Impairment of vessels. Management assesses whether there are any indicators of impairment at each reporting date. Each vessel is regarded as a cash generating unit for the impairment testing.

The vessels are tested for impairment when there are indicators that the carrying amounts may not be recoverable. The recoverable amount is the higher of an asset's fair value less cost to sell (net selling price) and value in use. Fair value is the amount obtainable from the sale of an asset in an arm's length transaction less the costs of disposal and is based on completed transactions of comparable assets in the market. Estimation of fair value is subject to an active transaction market.

Value in use calculations involve a high degree of estimation and a number of critical assumptions such as time charter rates, utilisation, operational expenses, dry-dockings, useful life, recycling values and discount rates. The key assumptions used in the impairment assessment are disclosed in note 11, together with sensitivity tables showing the effect on recoverable amount from changes in key assumptions.

Changes in circumstances and assumptions may significantly affect the estimated recoverable amounts, and a prolonged weak shipping market may result in future impairment losses. If the Covid-19 situation escalates further, there is a risk that the estimated value in use of the vessels may be significantly reduced. Please see note 11 for further information on impairment of vessels.

NOTE 4 // FREIGHT INCOME

Freight income	2020	2019
WilForce	19 610	19 561
WilPride	14 009	17 523
Total freight income	35 619	37 084

Freight income consists of revenues from time charter contracts with customers, and includes time charter hire, ballast bonuses, misc. income and bunkers compensation. MUSD 1.4 of freight income relates to bunkers compensation received from charterers on single voyages, which is presented gross in the income statement (MUSD 0.6 in 2019).

Time charter freight income is split into a lease element and a service element. For accounting purposes the latter is recognised as revenue, as the Group satisfies its performance obligation of delivering LNG shipping services over time according to the time charter party, concurrent with recognition of the lease element. The following specifies total freight income split into the lease element and the service element:

Freight income	2020	2019
Lease element	26 036	26 849
Service element	9 583	10 235
Total freight income	35 619	37 084

Contract balances	31.12.2020	31.12.2019
Trade receivables from charterers	3	-
Contract assets	-	-
Contract liabilities	5 022	5 452

Contract liabilities arise from prepayment of time charter hire from charterers and include service and lease element of the time charter element. Time charter hire is usually paid monthly in advance and is recognised as revenue as the Group's performance obligations are satisfied over time. Contract assets are reclassified to trade receivables upon invoicing of charter hire.

The following specifies the contractual lease element income assessed as operational lease agreements to be received from 1 January 2021 based on firm charter contracts:

Contracted future freight income	← 6 months		6 - 12 months		→ 1 year		Total
	WilForce	WilPride	WilForce	WilPride	WilForce	WilPride	
WilForce	4 323	-	-	-	-	-	4 323
WilPride	1 395	-	-	-	-	-	1 395
Total contracted future freight income	5 718	0	0	0	0	0	5 718

NOTE 5 // SEGMENT INFORMATION

Operating segments

The Group currently owns and operates two LNG vessels which operate globally. For internal reporting and management purposes the Group's business is organised into one reporting segment, LNG transportation. Performance is not evaluated by geographical region as the vessels trade globally and revenue is not dependent on any specific country. The Group does not consider the domicile of its customers as a relevant decision making guideline and hence does not consider it relevant to allocate performance to specific geographical locations. Revenue from the Group's country of domicile, Norway, was NIL in 2020, same as in 2019.

NOTE 5 // SEGMENT INFORMATION CONT

Information about major customers

In 2020 the Group had five major customers individually contributing with more than 10 % of the Group's revenues at 13, 15, 16, 17 and 19% of total revenue, compared to three in 2019 contributing 20, 26 and 38 %

NOTE 6 // VOYAGE RELATED EXPENSES

Voyage related expenses	2020	2019
Bunkers consumption	4 094	2 901
Commissions	564	433
Other voyage expenses	279	72
Total voyage related expenses	4 938	3 406

Bunker consumption relates to periods where the vessels have been idle or repositioning, and for single voyage charters where bunkers consumption has been reimbursed by the charterers (see note 4). When the vessels are on time charter contracts bunker consumption is for the charterer's expense. Commissions paid to related parties are disclosed in note 21.

NOTE 7 // OPERATING EXPENSES AND OTHER INCOME

Operating expenses	2020	2019
Crew expenses	5 317	4 993
Other operating expenses	2 890	4 072
Insurance expenses	891	650
Tonnage tax	30	33
Total operating expenses	9 127	9 748

Vessel repair expenses	2020	2019
Machinery equipment	(128)	1 929
Collision	(132)	4 748
Total vessel repair expenses	(261)	6 677

Other income	2020	2019
Machinery equipment (hull and machinery insurance proceeds)	(247)	2 261
Collision (hull and machinery insurance proceeds)	(378)	3 891
Loss of hire insurance proceeds from collision	-	5 466
Total other income	(625)	11 618

In September 2018 damage was incurred to certain non-critical machinery equipment on WilForce. Repairs at yard were completed in May 2019 at a total cost of MUSD 6.4 of which MUSD 4.5 was recognised in 2018 and remaining MUSD 1.9 in 2019 of which MUSD 6.2 in hull & machinery insurance proceeds were recognised as other income of which MUSD 4.0 in 2018 and remaining MUSD 2.2 in 2019. The net cost of MUSD 0.2 in 2020 reflects a insurance deductible and certain other non-claimable costs.



NOTE 7 // OPERATING EXPENSES AND OTHER INCOME CONT

In May 2019 Wiforce was involved in a collision which caused hull damage, but with no harm to life or the environment. Repairs at yard were completed in September 2019. Other income and vessel repair expenses in 2019 reflected MUSD 6.7 in hull and machinery repair costs on Wiforce and a corresponding insurance recovery of MUSD 11.6 which also includes compensation for offhire. In 2020 the reported reduction on vessel repair expenses and reduction in other income of MUSD 0.3 and MUSD 0.6 respectively are attributable to updated cost estimates for the repair work on Wiforce in 2019 and to the settling of one insurance claim.

In 2020 there were a total of 1732 trading days and nil off-hire days (577 trading days in 2019 and 153 off-hire days related to repairs of the hull damages on Wiforce).

	2020	2019
Number of seafarers	56	56
Seafarers at year-end	56	56

NOTE 8 // ADMINISTRATION EXPENSES

	2020	2019
Administration expenses		
Salaries and other remuneration	1 389	1 314
Social security cost	190	246
Pension	137	142
Other employee related expenses	18	17
Total employee related expenses	1 735	1 719
Management fees	709	859
Consultant, legal and auditor's fees	167	368
Other administrative expenses	438	711
Total administration expenses	3 049	3 657

Information regarding remuneration to key management, management fees to related parties, fees to the Board of Directors and auditor's fees is provided in note 21.

	2020	2019
Number of onshore employees		
Onshore employees year end	8	8
Average number of onshore work years	8.0	7.8

Pensions

The Group has a defined contribution plan for onshore employees which complies with the requirements in the Mandatory Occupational Pension act in Norway ("Lov om obligatorisk tjenestepensjon"). The pension plan is a defined contribution plan. Contributions on salary up until 126 are funded in a life insurance company, whereas contributions on salary over 126 are transferred to a separately administered scheme and pledged towards the participating employees.

As at 31 December 2020 the Group's pension liability was KUSD 494 (31 December 2019: KUSD 397).

NOTE 9 // EARNINGS PER SHARE

Basic earnings per share are calculated by dividing profit/(loss) for the year attributable to ordinary equity holders by the weighted average number of ordinary shares outstanding during the year.

Diluted earnings per share are calculated by dividing the profit/(loss) for the year attributable to ordinary equity holders by the weighted average number of ordinary shares outstanding during the year plus the weighted average number of ordinary shares that would be issued on the conversion of all potentially dilutive ordinary shares to ordinary shares. The Company did not have any potentially dilutive ordinary shares as per 31 December 2020 or 31 December 2019.

	2020	2019
Earnings per share		
Profit/(loss) for year attributable to ordinary equity holders (KUSD)	(7 653)	(8 248)
Weighted average number of shares outstanding, basic and diluted	132 548 611	132 548 611
Basic/diluted earnings per share (USD)	(0.06)	(0.06)

NOTE 10 // INCOME TAXES

Tax regimes

The Company's subsidiaries in which the vessels are held are subject to Norwegian tonnage tax (NTT). Companies subject to NTT are exempt from ordinary tax on income derived from operations in international waters. The subsidiaries subject to NTT are taxed on a notional basis based on the net tonnage of the companies' vessels. Income and expenses not derived from the operation of vessels in international waters, such as finance income and expenses, are taxed according to ordinary corporate tax in Norway based on the relative composition of financial assets to total assets of the subsidiaries' balance sheets.

The Parent Company and the subsidiaries Awitco LNG Technical Management AS, Awitco LNG 1 AS, Awitco LNG 2 AS and Awitco LNG 3 AS are subject to ordinary corporation tax in Norway.

	2020	2019
Income tax expense		
Current income tax	-	-
Changes in deferred tax	-	-
Total income tax expense / (income)	-	-

Specification of basis for deferred tax

	31.12.2020	31.12.2019
Other fixed assets	1	2
Gain/loss account	2 205	2 679
Net pension liabilities	65	397
Currency effects on long term debt	(476)	4 244
Tax loss carry forward	25 733	17 455
Basis for deferred tax asset / (liability)	27 528	24 777
Not recognised deferred tax assets (basis)	(27 528)	(24 777)
Basis for deferred tax asset / (liability)	-	-
Tax rate	22 %	22 %
Deferred tax asset / (liability)	-	-

Recognition of deferred income tax assets is subject to strict requirements in respect of the ability to substantiate that sufficient taxable profit will be available against which the unutilised tax losses can be used. Based on these requirements and an assessment by the Group, deferred tax assets arising from tax loss carry forward has not been recognised. Utilisation of the tax loss carry forward is not limited in time.

NOTE 10 // INCOME TAXES CONT

	2020	2019
Reconciliation of effective tax rate		
Profit/(loss) before taxes	(7 853)	(8 248)
Tax based on ordinary tax rate (22 %)	(1 728)	(1 819)
<i>Effects from:</i>		
Loss subject to tonnage tax	(1 915)	1 186
Permanent differences	1	55
Not recognised deferred tax asset	1 548	380
Currency effects	2 093	198
Total income tax expense / (income)	-	-

	2020	2019
Income tax payable		
Current tax payable recognised in income statement	-	-
Current tax payable recognised directly in equity	-	-
Total income tax payable	-	-

NOTE 11 // VESSELS AND OTHER FIXED ASSETS

	2020	2019
Vessels		
Cost as at 1 January	419 540	429 894
+ Capitalised upgrades, dry-dock, spare parts and replacements	789	964
- Disposals	-	(11 318)
Cost as at 31 December	420 329	419 540
Accumulated depreciation and impairment as at 1 January	69 540	67 784
- Depreciation	12 506	13 074
- Disposals	-	(11 318)
Accumulated depreciation and impairment as at 31 December	82 046	69 540
Carrying amount as at 31 December	338 284	350 000

Estimated useful lives:	2020	2019
Vessel main components	40 years	40 years
Vessel indirect leasing expenses	2 - 5 years	2 - 5 years
Dry-dock and engine overhauls	4 - 5 years	4 - 5 years
Multi-period spares	10 years	10 years
Estimated remaining useful life	33 years	34 years
Depreciation method	Straight line	Straight line

NOTE 11 // VESSELS AND OTHER FIXED ASSETS CONT

Both WillForce and WillPride are financed by sale/leaseback agreements which are described in note 3.

Depreciation: Depreciable amount is calculated as cost less residual value. Residual values are calculated based on the vessels' lightweight tonnage and an estimated scrap rate per ton, less related recycling costs. Estimated residual value per vessel is approximately USD 12 million.

Interest expense, cash outflow etc on lease liabilities: please see note 17 and note 22.

Impairment: The Group has performed an impairment assessment year end 2020, without identifying the need for any impairment charges.

Each vessel is regarded as a separate cash-generating unit. The Group considers market charter rates and the relationship between its market capitalisation and its book value, among other factors, when reviewing for indicators of impairment. As at 31 December 2020 the market capitalisation of the Group was below the book value of its equity which indicated a potential impairment of vessels. The recoverable amount of the vessels has been estimated based on a calculation of value in use.

The value in use calculations are based on a discounted cash flow model. The cash flows include contracted cash-in-flows of time charter revenue from firm charter parties, and best estimates of non-contracted revenue for the remaining useful lives of each vessel adjusted for estimated utilisation. Net TC rates of USD 49,200 per day and USD 52,300 per day are estimated for 2021 and 2022.

respectively, as non-contracted revenue. Cash outflows of estimated operating expenses, commissions and dry-dockings are deducted. A residual value from recycling at the end of the asset's useful life is estimated and included in the cash inflows, based on forward prices of steel less estimated costs of recycling. Estimated non-contracted revenue and utilisation is benchmarked against independent market analyst sector reports and historical data. Budgets and historical data are used in estimating operating expenses. Inflation forecasts from IMF are used to adjust cash flows to nominal values. Changes in circumstances and assumptions may significantly affect the estimated recoverable amounts.

The cash flows are discounted using a weighted average cost of capital (WACC) applicable to the asset, estimated at 7.25 % considering the applicable tax regime (7.88 % in 2019). The following key assumptions are made in estimating the WACC:

- Cost of equity is estimated using the capital asset pricing model (CAPM), and is based on a peer group equity beta adjusted for peer specific leverage, and leveraged according to Avitco LNG's target
- long term capital structure, which is in line with the industry. The U.S. 10 year treasury yield is estimated as the risk free rate and added to the equity risk premium.
- Cost of debt is based on adding the U.S. 10 year swap rate to an estimated debt margin corresponding to the cost of long term funding given the current market conditions, industry outlook and specific credit risk.

The most critical assumptions affecting the estimated value in use is i) utilisation of 80%, ii) non-contracted time charter rates and iii) WACC. The headroom on the vessels is 3 - 6 % above book values, on average USD 8 million. Minor changes in the assumptions applied in the value in use calculations may cause future impairment losses, as shown in the following table to illustrate the sensitivities:

5 %-point change in utilisation	Effect on recoverable amount per vessel
5 % change in non-contracted time charter rates	USD 19.3 million
100 bps change in WACC	USD 15.5 million
	USD 23.6 million

NOTE 12 // TRADE RECEIVABLES

	31.12.2020	31.12.2019
Trade receivables	61	120
Trade receivables	-	-
Allowance for doubtful debts	-	-
Trade receivables carrying value	61	120

According to contract terms freight income is generally paid in advance, and thus the Group has limited amounts of trade receivables. No losses have been realized on trade receivables in 2020 or 2019. See note 4 regarding contract assets and note 20 regarding management of credit risk.

Ageing analysis trade receivables

Total	Neither past due / impaired			Past due but not impaired
	30-60 days	61-90 days	→ 90 days	
31.12.2020	61	-	-	-
31.12.2019	120	-	-	-

NOTE 13 // INVENTORY

	31.12.2020	31.12.2019
Inventory	354	1 000
Bankers and lake oils	354	1 000
Total inventory	354	1 000

NOTE 14 // OTHER SHORT TERM ASSETS

	31.12.2020	31.12.2019
Other short term assets	590	2 674
Prepaid expenses	288	376
VAT-receivable	49	66
Insurance claims	138	1 221
Other short term receivables	116	1 011
Total other short term assets	590	2 674

Please see note 7 for further information on insurance claims. The insurance claims are considered as virtually certain contingent assets.

NOTE 15 // CASH AND CASH EQUIVALENTS

Currency	Code	31.12.2020		31.12.2019	
		FX rate	Carrying value	FX rate	Carrying value
US dollars	USD	1	11 400	1	22 373
Norwegian kroner	NOK	8,5326	1 236	8,7803	1 174
Total cash and cash equivalents			12 637		23 547

As at 31 December 2020, KUSD 98 was restricted cash related to employee withholding tax (KUSD 161 as at 31 December 2019). KUSD 77 was restricted cash related to requirements from operating the vessels (KUSD 76 as at 31 December 2019) and KUSD 44 was restricted cash provided as deposit towards the office lease (KUSD 43 as at 31 December 2019).

NOTE 16 // PROVISIONS AND ACCRUALS

	31.12.2020	31.12.2019
Provisions and accruals	8 490	7 106
Accrued expenses, invoice not received	702	1 251
Accrued interest	2 385	-
Deferred revenue (see note 4)	5 022	5 452
Salary related provisions	381	403
Total provisions and accruals	8 490	7 106

Please see note 7 for further information on the provisions for vessel repairs. Deferred revenue relates to time charter hire for January invoiced in December. Please see note 4 for contract liabilities.

NOTE 17 // FINANCE INCOME AND EXPENSES

	2020	2019
Finance income	123	462
Interest income	54	342
Currency gains	68	117
Other finance income	1	3
Total finance income	123	462

	2020	2019
Finance expenses	13 591	20 870
Interest expenses	13 208	20 710
Currency losses	363	144
Other finance expenses	20	16
Total finance expenses	13 591	20 870

For further information on finance lease liabilities please see note 22.

NOTE 18 // FINANCIAL INSTRUMENTS

Classes of financial instruments and fair values

	Carrying amount		Fair value	
	31.12.2020	31.12.2019	31.12.2020	31.12.2019
Financial liabilities at amortised cost				
Trade receivables	61	120	61	120
Other short term assets	302	2 298	302	2 298
Cash and cash equivalents	12 637	23 547	12 637	23 547
Total	12 999	25 965	12 999	25 965
Financial liabilities at amortised cost				
Interest-bearing debt	243 584	240 187	243 584	240 187
Trade payables	348	2 344	348	2 344
Total	243 931	242 530	243 931	242 530

NOTE 18 // FINANCIAL INSTRUMENTS CONT

Fair value of financial instruments

Fair value of trade receivables, other short term assets, cash and cash equivalents and trade payables approximate their carrying amounts due to the short-term maturities of these instruments, all categorised in fair value level 2.

The fair value of lease liabilities and other non-current liabilities is estimated by discounting future cash flows using rates for debt on similar terms, credit risk and remaining maturities, categorised in fair value level 3. The fair value of the these approximates the carrying amounts, as there have been no significant changes in the market rates for similar debt financing between the date of securing the debt financing and the reporting date.

NOTE 19 // SHARE CAPITAL AND SHAREHOLDERS

Share capital	Number of shares	Par value		Share capital
		NOK	USD	
Share capital as at 31 December 2019	132 548 611	2.80	49 407	
Share capital reduction issued shares	-	-	-	
Share capital as at 31 December 2019	132 548 611	2.80	49 407	
Share capital as at 31 December 2019	132 548 611	2.80	49 407	
Share capital reduction issued shares	-	(2.40)	(47 431)	
Share capital as at 31 December 2020	132 548 611	0.10	1 976	

The share capital is denominated in NOK. A reduction in the nominal value of each of the Company's shares from NOK 2.5 to NOK 0.10 was resolved at the extraordinary General Meeting held 17 September 2020. All issued shares are of equal rights.

Overview of shareholders as at 31 December 2020

Shareholder	Number of shares	In %
Awitco AS	51 114 080	38.6%
The Bank of New York Mellon	26 023 392	19.6%
Morgan Stanley & Co. Int. Plc.	12 881 035	9.7%
SEIS AS	2 390 000	1.8%
Patronia AS	1 322 988	1.0%
Finn Østberg	1 187 609	0.9%
B.O. Steen Shipping AS	1 100 000	0.8%
Aubjørn Øglend	1 044 431	0.8%
Tesco AS	1 000 000	0.8%
Torstein Ingvald Twenge	1 000 000	0.8%
Nordnet Løvsørskring AS	975 543	0.7%
Helmer AS	908 847	0.7%
Skips AS Tudor	781 429	0.6%
Carl Erik Steen	745 949	0.6%
Total → 0.5%	102 495 303	77.3%
Other shareholders	30 053 308	22.7%
Total	132 548 611	100.0%

NOTE 20 // CAPITAL AND FINANCIAL RISK MANAGEMENT

Capital management

A key objective in Awitco LNG's capital management is to ensure that the Group maintains a capital structure in order to support its business, maintain investor and creditor confidence and maximise shareholder value. The Group evaluates its capital structure in light of current and projected cash flow, the relative strength of the shipping markets, new business opportunities and the Group's financial commitments. As part of the Group's long term capital management strategy, the Company is listed on Euronext Growth. Capital is managed on Group level, although each vessel owning company has a capital structure addressing company specific financial and operational requirements and risks.

The Group monitors its capital using the book equity ratio:

Equity ratio	31.12.2020	31.12.2019
Book equity	99 472	107 324
Total assets	352 649	377 357
Book equity ratio	28 %	28 %

Dividend policy

The Group's intention is to pay regular dividends in support of the Group's main objective of maximising returns to shareholders. Any future dividends proposed will be at the discretion of the Board of Directors and will depend upon the Group's financial position, earnings, debt covenants, capital requirements and other factors. There are no current estimates regarding the potential future dividend level or timing of dividend payments.

The Wilfrice and Wilfridge financial leases with Telesky were refinanced in early January 2020 with a new 10-year sale-leaseback facility provided by CCB Financial Leasing Co. Ltd (CCBFL), a wholly owned subsidiary of China Construction Bank (CCB). On 22 June 2020 the Company and CCBFL agreed to make certain temporary amendments to the financial covenants in the sale-leaseback facilities for both vessels. These amendments were on 23 November 2020 extended for a further six-month period, from 1 January 2021 to 30 June 2021. As a condition of the above extension the Company is restricted from declaring or paying dividends if the consolidated cash position of the Awitco LNG Group is lower than USD 20.0 million.

Financial risk management

The Group is in its business exposed to financial risks such as market risk, credit risk and liquidity risk. The Group's management identifies, evaluates and implements necessary actions to manage and mitigate these risks. The Board of Directors reviews and agrees to the policies for managing each of these risks, which are summarised below.

Market risk

Market risk from financial instruments is the risk that future cash flows of a financial instrument will fluctuate because of changes in market prices. Market risk comprises three types of risk: interest rate risk, foreign currency risk and price risk. Financial instruments held by the Group are affected by market risk. The Group does not enter into any financial instruments, including financial derivatives, for trading purposes.

Interest rate risk: At the balance sheet date the Group had interest-bearing debt on the vessels of MUSD 243.6 that was subject to a floating interest charge (USD LIBOR). A 100 bps change in USD libor would have an effect on the profit/loss for the reporting period of MUSD 2.4 and no direct effect on equity. The Group also had bank deposits subject to floating NIBOR and LIBOR rates. No interest rate derivatives have been entered into to mitigate the floating interest rate risk. The Group continually assess the need for hedging interest rate risk.

NOTE 20 // CAPITAL AND FINANCIAL RISK MANAGEMENT - CONT

Foreign currency risk: The functional currency of all the entities in the Group is USD, and the Group has limited currency risk arising from operations, as income and the majority of operating expenses and vessel investments are denominated in USD. However, the Group has exposure to NOK, as administration expenses and parts of cash and cash equivalents, other short term assets, trade payables and provisions and accruals are denominated in NOK. Financial instruments denominated in currencies other than USD at 31 December 2020 include trade payables, other short term assets and bank deposits in NOK, which represents a net long exposure to NOK. Based on these financial instruments denominated in NOK at 31 December 2020, a 10 % change in the USD/NOK rate would have an effect on the profit/loss for the reporting period of (NOK) 118 and no direct effect on equity (NOK) 19 in profit/loss effect in 2019).

Price risk: The Group will normally have limited exposure to risks associated with price fluctuations on bunker oil, as the bunkers is for the charterers account when the vessels are on contract. The Group has currently not entered into any bunkers derivatives, however this is subject to continuous assessments.

The Group is also subject to price risk related to the spot/short term charter market for chartering LNG carriers, which is uncertain and volatile and will depend upon, among other things, the natural gas prices, tonnage supply and energy markets which the Group cannot predict. Currently, no financial instruments has been entered into to reduce this risk.

Credit risk

Credit risk refers to the risk that a counterparty defaults on its contractual obligations resulting in financial loss to the Group. The Group is exposed to credit risk from its operating activities through trade receivables and from its financing activities, including deposits with banks.

The Group aims to do business with creditworthy counterparties only. Prior to entering into a charterparty the Group evaluates the credit quality of the customer, assessing its financial position, credit rating, past experience and other factors. If the counterparty is not assessed as of adequate credit quality the Group may demand guarantees and/or prepayment of charter hire to reduce credit risk to an acceptable level. Charter hire is generally paid in advance, effectively reducing the potential exposure to credit risk. The credit quality of outstanding trade receivables as at 31 December 2020 is assessed as very good. The Group has measured the expected credit loss for the coming twelve months and estimated it to NIL. Furthermore, as disclosed in note 12, none of the trade receivables outstanding as at 31 December 2020 are past due. Bank deposits are deposited with internationally recognised financial institutions with a high credit rating. Currently, bank deposits are with banks rated Aa3 by Moody's, hence the assessed credit risk is minimal.

Awitco LNG has not provided any material guarantees for third parties' liabilities, and the maximum exposure to credit risk is represented by the carrying amount of financial assets in the statement of financial position.

Liquidity risk

The Group's approach to managing liquidity risk is to ensure, as far as possible, that it has sufficient liquidity and/or undrawn committed credit facilities at all times to meet its obligations without incurring unacceptable losses or risking damage to the Group's reputation. To ensure this, the Group continuously monitors the maturity of the financial assets and liabilities and projected cash flows from operations. Please see the liquidity risk section in the Board of Directors' report for further information.

The WilForce and WilPride sale/leaseback facilities provided by CCB Financial Leasing Co. Ltd (CCBFL) contains a minimum value clause in addition to financial covenants that require the Awitco LNG Group to maintain consolidated minimum cash and cash equivalents of USD 10.0 million and positive consolidated working capital. On 22 June 2020 the Company and CCBFL agreed to make certain temporary amendments to financial covenants in the sale/leaseback facilities for both vessels. The required minimum consolidated cash and cash equivalents financial covenant of USD 10.0 million was reduced to USD 2.0 million. On 23 November 2020 the temporary amendments outlined above were extended for a further six-month period from 1 January 2021 to 30 June 2021. As at 31 December 2020 the Group had cash and cash equivalents of USD 12.6 million and was in compliance with financial covenants in the facilities.

NOTE 20 // CAPITAL AND FINANCIAL RISK MANAGEMENT - CONT

The table below summarises the maturity profile of the Group's financial liabilities, based on contractual undiscounted payments:

Per 31 December 2020	← 3 months	3-12 months	1-5 years	→ 5 years	Total
Trade payables	348	-	-	-	348
Interest-bearing debt	4.688	14.064	75.008	154.677	248.437
Minimum interest payment	2.452	6.615	28.790	18.433	56.291
Total	7.488	20.679	103.798	173.110	305.075

Per 31 December 2019

	← 3 months	3-12 months	1-5 years	→ 5 years	Total
Trade payables	2.344	-	-	-	2.344
Lease liabilities	26.017	-	-	-	26.017
Minimum interest payment on lease liabilities	215	-	-	-	215
Total	26.276	-	-	-	26.276

NOTE 21 // RELATED PARTIES

To provide the Group with access to important and required knowledge and services, the Group has entered into the following agreements and transactions with related parties:

Related party	Description of service	No.
Awitco Technical Services AS (ATS)	Technical Sub-management Services	1
Awitheimelsen Management AS (AWM)	Administrative Services	2
Fearnleys AS	Ship Brokering Services	3

(1) The Group's in-house technical manager, Awitco LNG Technical Management AS (ALNG TM), has entered into a sub-management agreement with ATS, whereby ATS assists ALNG TM in management of the Group's fleet. The sub-management services also include management for hire of the managing director in ALNG TM. ALNG TM pays ATS a management fee based on ATS' costs plus a margin of 7 %, cost being time accrued for the sub-manager's employees involved. The fee is subject to quarterly evaluation, and is repaid according to the consumer price index in Norway. The agreement can be terminated by both parties with three months notice. ATS is 100 % owned by Awitco AS.

(2) AWM provides the Group with administrative and general services including accounting, payroll, legal, secretary function and IT. The Group pays AWM a management fee based on AWM's costs plus a margin of 5 %. The fee is subject to semi-annual evaluation, and is regulated according to the consumer price index in Norway. The agreement can be terminated by both parties with three months notice. AWM is 100 % owned by Awitheimelsen AS, which owns 100 % of Awitco AS.

(3) One of the Company's Board Members is employed by Astrup Fearnleys AS. Fearnleys AS, a subsidiary of Astrup Fearnleys AS, delivers ship brokering services on a competitive basis to the Group.

NOTE 21 // RELATED PARTIES - CONT

Purchases from related parties	2020	2019
Awilco Technical Services AS	480	629
Awilhelmsen Management AS	229	220
Fearnleys AS	76	94

Purchases from related parties are included as part of Administration expenses in the income statement, except from commissions paid to the Fearnleys AS, which are included in Voyags related expenses.

Balances with related parties (liabilities)	31.12.2020	31.12.2019
Awilco Technical Services AS	55	-
Awilhelmsen Management AS	-	-
Fearnleys AS	-	-

Balances with related parties (liabilities) are presented as Trade payables or Provisions and accruals in the statement of financial position.

Balances with related parties (assets)	31.12.2020	31.12.2019
Awilco Technical Services AS	162	-
Awilhelmsen Management AS	-	-
Astrup Fearnley Group	-	-

Balances with related parties (assets) are presented as Trade receivables in the statement of financial position.

Remuneration to key management

2020 Remuneration	Salary	Bonus	Pensions	Other	Total
CEO Jon Skute Storhøll	383	5	51	2	441
CFD Øyvind Rysedal	213	5	22	42	282
Total	596	10	74	44	723

2019 Remuneration	Salary	Bonus	Pensions	Other	Total
CEO Jon Skute Storhøll	395	0	55	7	457
CFD Øyvind Rysedal	191	0	18	6	215
Total	586	-	72	13	671

NOTE 21 // RELATED PARTIES - CONT

Loans, advances and guarantees

Awilco LNG has not provided any loans, advances or guarantees to key management.

Statement regarding compensation to key management

The statement regarding compensation to key management has been prepared in accordance with section 6-16 a of the Norwegian Public Limited Liability Companies Act and is adopted by the Board of Directors.

The principles set out for determination of salaries and other remuneration applies to the CEO and the CFO of the Company. The following guidelines were applied in 2020:

General policy: The Company shall offer competitive terms of compensation for senior executives to enable the Company to recruit, motivate and retain senior executives. Competitive terms are defined as terms at the same level as those offered by comparable businesses. The total remuneration shall reflect the responsibility and obligations of senior executives, and promote added value to the Company and its shareholders. The remuneration should not be of such a nature or extent that it may negatively impact the Company's reputation.

Salary and remuneration other than synthetic share options: Remuneration to senior executives consists of fixed and variable compensation. The fixed compensation consists of a base salary and also includes insurance and pension schemes, car allowance, parking, newspaper and communications to the extent deemed appropriate. The fixed compensation will normally constitute the main part of the remuneration to senior executives.

The Company offers a defined contribution plan whereby contributions on salary up until 12G are funded in a life insurance company, whereas contributions on salary over 12G are transferred to a separately administered scheme and pledged towards the participating employees. G refers to the Norwegian National Insurance basic amount.

The variable compensation consists of variable bonus. Bonus to senior executives shall be related to collective and individual goals, partly based on defined parameters (KPIs) and partly a discretionary evaluation of the Company's and employee's performance. Bonus payments shall reflect the values brought to the Company and its shareholders, as well as individual achievements. The potential bonus to the CEO is not limited, while the potential bonus to the CFO is limited to 12 months salary.

The Company's CEO has an agreement of 18-month severance payment including a six-month period of notice in case of involuntary resignation or by redundancy.

The Company has no current plans to offer senior executives warrants, options or other forms of remuneration related to shares or the development of the share price in the Company or other companies within the Awilco LNG Group. Issue of shares or granting of share-based payments to senior executives shall only take place upon the General Meeting's approval. This shall not prevent senior executives from taking part in equity issues on the same terms as other investors.

Evaluation of compensation to key management in the previous year: The compensation to key management in the previous year was in accordance with the same principles described above. Further details regarding remuneration to key management is specified above.

NOTE 21 // RELATED PARTIES - CONT

Remuneration to Board of Directors

Remuneration to the Board of Directors consists of a Director's fee which is fixed for the year depending on the role on the Board as well as compensation for other Board elected committees. The Board's fees are approved by the Annual General Meeting.

2020 Remuneration

	Director's fee	Audit committee fee	Remuneration committee fee	Total
Sybbe Syrrist	37	5	5	48
Annette Malm Jusad	21	-	-	21
Jens-Julius Nygaard	21	-	-	21
Jon-Aksel Torgersen	21	-	5	27
Ole Christian Hvidsten	21	5	-	27
Total compensation for the period	122	11	11	144

2019 Remuneration

	Director's fee	Audit committee fee	Remuneration committee fee	Total
Sybbe Syrrist	22	6	-	28
Annette Malm Jusad	22	-	-	22
Henrik Fougner	22	6	-	28
Jon-Aksel Torgersen	22	-	6	28
Sigurd E. Thorvaldsen	39	-	6	45
Total compensation for the period	127	12	12	151

Directors' and key management's shares and options in the Company

	Ordinary shares
Board of Directors	
Annette Malm Jusad	-
Jens-Julius Nygaard	-
Jon-Aksel Torgersen	427 564
Ole Christian Hvidsten	-
Sybbe Syrrist	-
Total	427 564

	Ordinary shares
Key management	
CEO Jon Skule Storhaill	140 000
CFO Øyvind Rysdal	-
Total	140 000

	2020	2019
Auditor's fee		
Statutory audit (expensed)	66	62
Other assurance services	1	-
Tax advisory	3	8
Total fees to auditor, excl. VAT	70	70

NOTE 22 // INTEREST-BEARING DEBT

Subsequent to the delivery of WillForce and WillPride in 2013, the vessels were sold to companies in the Teekay LNG Partners, L.P. Group (Teekay) for MUS\$ 205 less MUS\$ 50 in pre-paid charter hire each, and chartered back by Avilco LNG on bareboat basis with repurchase obligations at the end of the lease period.

In May 2017 the bareboat agreements with Teekay for both vessels were renegotiated and the leases were extended to 31 December 2019 +/- 60 days in Avilco LNG's option.

The financial leases with Teekay were refinanced in early January 2020 with a new 10-year sale-leaseback facility provided by CCB Financial Leasing Co. Ltd. (CCBFL), a wholly owned subsidiary of China Construction Bank (CCB).

Both vessels were sold for a gross consideration of USD 175.0 million per vessel, including non-amortizing and non-interest bearing pre-paid charter hire of USD 43.75 million per vessel, enabling a full take out of the Teekay sale-leaseback agreements. The vessels are chartered back on bareboat basis to wholly owned subsidiaries of the Company for a period of up to 10 years. The CCBFL facility bears a 14-year straight line amortisation profile and carries a floating interest rate structure based on 3-month USD libor plus a margin of 370 bps.

The Group has rolling repurchase options starting after three years and repurchase obligations at maturity of the facility at USD 37.5 million per vessel.

The facility contains a minimum value clause in addition to financial covenants that require the Group to maintain consolidated minimum cash and cash equivalents of USD 10.0 million and positive consolidated working capital.

On 22 June 2020 the Company and CCBFL agreed to make certain temporary amendments to financial covenants in the sale-leaseback facilities for both vessels. The required minimum consolidated cash and cash equivalents financial covenant of MUS\$ 10.0 was reduced to MUS\$ 2.0 and the required consolidated positive working capital financial covenant was waived, both effective for a six-month period from 1 July 2020 to 31 December 2020.

On 23 November 2020 the temporary amendments outlined above were extended for a further six-month period, from 1 January 2021 to 30 June 2021. As a condition of the above extension, the Company is restricted from declaring or paying dividends if the consolidated cash position of the Avilco LNG Group is lower than USD 20.0 million.

Carrying amount

The net carrying amount of the lease liabilities and other interest bearing debt is presented as follows:

	31.12.2020	31.12.2019
Short-term interest bearing debt	18 843	-
Long-term interest bearing debt	225 004	260 187
Total	243 846	260 187

As the sale-leaseback agreements with Teekay matured 31 December 2019 +/- 60 days they were presented as current liabilities as at 31 December 2019.

Interest bearing debt is presented net of capitalized transaction costs which are amortised over the repayment period for the debt.

Payments towards lease liabilities

	Principal	Interest ¹⁾	Total
Lease payments WillForce	7 031	9 736	16 767
Lease payments WillPride	7 031	9 771	16 802
Total	14 062	19 506	33 569

NOTE 22 // INTEREST-BEARING DEBT CONT

Payments towards lease liabilities	2019		Total
	Principal	Interest ⁱⁱ	
Lease payments WIForce	3 786	9 817	13 603
Lease payments WIPride	3 849	9 753	13 603
Total	7 635	19 570	27 206

ⁱⁱ Including transaction costs

Future minimum lease payments and their present value

	Per 31 December 2020		Total
	← 1 year	1-5 yrs	
Minimum lease payments ⁱ⁾	27 818	103 792	304 728
Present value of min. lease payments	18 479	67 099	199 022
Per 31 December 2019			
	← 1 year	1-5 yrs	→ 5 yrs
Minimum lease payments ⁱ⁾	260 655	-	-
Present value of min. lease payments	260 187	-	-

ⁱ⁾ Including contractual minimum interest payments

NOTE 22 // INTEREST-BEARING DEBT CONT

	Liabilities				Total
	Interest payable	Other non-current liabilities	Long-term interest bearing debt	Short-term interest bearing debt	
Balance as at 1 January 2019	-	-	-	266 683	266 683
Repayment of borrowings	-	-	-	(7 635)	(7 635)
Interest and borrowing costs paid	(19 570)	-	-	-	(19 570)
Total changes from financing cash flows	(19 570)	-	-	(7 635)	(27 205)
Liability related changes					
Non-cash movements	-	-	-	1 139	1 139
Balance as at 31 December 2019	-	-	-	260 187	-

NOTE 23 // SUBSIDIARIES

The consolidated financial statements include the financial statements of Awilco LNG ASA and its subsidiaries listed in the table below:

Company name	Country	Principal activity	Date incorporated	Ownership/ voting share
Awilco LNG 1 AS	Norway	Former vessel SPV	2 February 2011	100 %
Awilco LNG 2 AS	Norway	Former vessel SPV	2 February 2011	100 %
Awilco LNG 3 AS	Norway	Former vessel SPV	2 February 2011	100 %
Awilco LNG 4 AS	Norway	Owner of LNG/C WIForce	6 May 2011	100 %
Awilco LNG 5 AS	Norway	Owner of LNG/C WIPride	6 May 2011	100 %
Awilco LNG Technical Management AS	Norway	Technical management	17 September 2012	100 %

The subsidiaries' registered office is Beddingen 8, 0250 Oslo. All subsidiaries are included in the consolidated financial statement from their respective dates of incorporation.

NOTE 22 // INTEREST-BEARING DEBT CONT

Payments towards lease liabilities	2019		Total
	Principal	Interest ⁱⁱ	
Lease payments WIForce	3 786	9 817	13 603
Lease payments WIPride	3 849	9 753	13 603
Total	7 635	19 570	27 206

ⁱⁱ Including transaction costs

Future minimum lease payments and their present value

	Per 31 December 2020		Total
	← 1 year	1-5 yrs	
Minimum lease payments ⁱ⁾	27 818	103 792	304 728
Present value of min. lease payments	18 479	67 099	199 022
Per 31 December 2019			
	← 1 year	1-5 yrs	→ 5 yrs
Minimum lease payments ⁱ⁾	260 655	-	-
Present value of min. lease payments	260 187	-	-

ⁱ⁾ Including contractual minimum interest payments

Reconciliation of movements of liabilities to cash flows arising from financing activities

	Liabilities		Total
	Other non-current liabilities	Long-term interest bearing debt	
Balance as at 1 January 2020	-	260 187	260 187
Repayment of borrowings	-	(270 428)	(270 428)
Proceeds from borrowings	-	262 500	262 500
Interest and borrowing costs paid	(11 093)	(8 413)	(19 506)
Total changes from financing cash flows	(11 093)	(16 341)	(27 435)
Liability related changes			
Reclass from short-term to long-term	-	225 004	(225 004)
Balance as at 31 December 2020	-	225 004	18 843



NOTE 24 // COMMITMENTS, CONTINGENCIES AND GUARANTEES

Contingent assets

As disclosed in note 7 WilForce was involved in a collision in May 2019 which caused hull damage, but with no harm to life or the environment. Based on an assessment of facts and legal advice Awitco LNG holds the other vessel fully and completely liable for the collision, and the Company expects to recover costs, expenses and losses beyond proceeds from the Group's insurers from the other party, including insurance deductibles, off-hire and lost time charter hire, in due course. This claim will not be reflected in Awitco LNG's financial statements until the awarded compensation is determined, as it is for accounting purposes considered a contingent asset.

NOTE 25 // GOING CONCERN

Awitco LNG's consolidated financial statements have been prepared on a going concern basis. The Group's ability to continue as a going concern is dependent upon generating sufficient cash flow from operation of the vessels. The Group's vessels are trading in the spot market. As described in the Outlook section of the Board of Directors' report, employment in the spot market exposes the Group's financial performance to volatility and seasonality in rates and utilisation.

NOTE 26 // EVENTS AFTER THE REPORTING DATE

Covid-19 pandemic

The ongoing Covid-19 pandemic is negatively impacting the supply and demand for LNG, the LNG shipping market and the Company's earnings and financial position. Please see the Going Concern and Outlook sections in the Board of Directors' report and note 3 and 11 for further information.

New CFO

CFO Øyvind Rysdøl gave notice of his resignation in October 2020 and continued in the role to January 2021. Mr. Per Heiberg was appointed new CFO and started in the role 6 April 2021.

Contract update

WilForce entered in April 2021 into a new charter party contract with a duration of about 12 months. The contract is expected to commence at the end of April 2021.



**Parent Company
Financial
Statements
and Notes**

—



Parent - figures in NOK

PARENT COMPANY STATEMENT OF FINANCIAL POSITION

In NOK thousands

	Note	31.12.2020	31.12.2019
ASSETS			
Non-current assets			
Pension assets	3	3 461	-
Other fixed assets		81	89
Shares in subsidiaries	6	679 665	918 065
Loans to subsidiaries	6	85 603	85 603
Total non-current assets		769 010	1 003 758
Current assets			
Short term receivables subsidiaries	6	30 122	2 046
Other short term assets		999	780
Cash and cash equivalents	7	77 065	87 638
Total current assets		108 186	90 464
Total assets		877 196	1 094 222

EQUITY AND LIABILITIES			
Equity			
Share capital	8	13 255	331 372
Share premium		748 849	748 849
Other paid-in capital	8	419 800	101 683
Retained earnings		(991 772)	(143 886)
Total equity		790 132	1 038 018
Non-current liabilities			
Pension liabilities	3	4 215	3 483
Total non-current liabilities		4 215	3 483
Current liabilities			
Short term payables subsidiaries	6	891	1 341
Inter company debt	6	78 951	47 755
Trade payables		56	346
Provisions and accruals	9	3 052	3 279
Total current liabilities		82 850	52 721
Total equity and liabilities		877 196	1 094 222

PARENT COMPANY INCOME STATEMENT

In NOK thousands

	Note	2020	2019
Operating income	6	5 693	5 666
Administration expenses	3	20 560	21 706
Earnings before interest, taxes, depr. and amort. (EBITDA)		(14 867)	(16 040)
Depreciation and amortisation	9		1
Impairment (reversals) of shares in subsidiaries	6	238 400	110 300
Earnings before interest and taxes		(252 276)	(126 341)
Finance income	4	7 132	8 784
Finance expenses	4	1 743	2 359
Net finance income/(expense)		5 389	6 425
Profit/(loss) before taxes		(247 887)	(119 916)
Income tax expense	5	-	-
Profit/(loss) for the period		(247 887)	(119 916)

Allocations/transfers of profit/(loss) for the period:			
Allocated to/(transferred from) retained earnings		(247 887)	(119 916)
Total allocations and transfers		(247 887)	(119 916)

Parent - figures in NOK



Parent - figures in NOK

PARENT COMPANY CASH FLOW STATEMENT

In NOK thousands	Note	2020	2019
Cash Flows from Operating Activities:			
Profit/(loss) before taxes		(158 587)	(119 916)
Items included in profit/(loss) not affecting cash flows:			
Depreciation and amortisation of property, plant, equipment and right-of-use assets		9	1
Impairment of shares in subsidiaries	6	149 100	110 300
Changes in operating assets and liabilities:			
Other short term assets		(219)	2 031
Short term receivables/payables subsidiaries		2 570	194
Trade payables, provisions and accruals		(3 446)	(1 525)
II Net cash provided by / used in operating activities		(10 573)	(8 915)
Cash Flows from Investing Activities:			
Loans to/from subsidiaries	6	-	(85 603)
Investment in other fixed assets		-	(44)
III Net cash provided by / used in investing activities		-	(85 647)
Cash Flows from Financing Activities:			
Proceeds from borrowings		-	-
III Net cash provided by / used in financing activities		-	-
Net change in cash and cash equivalents (I+II+III)		(10 573)	(94 563)
Cash and cash equivalents at start of period	7	87 638	182 201
Cash and cash equivalents at end of period	7	77 065	87 638

Parent - figures in NOK

PARENT COMPANY NOTES TO THE FINANCIAL STATEMENTS

NOTE 1 // CORPORATE INFORMATION

Awilco LNG ASA (the Company) is a public limited liability company incorporated and domiciled in Norway. Its registered office is Beddingen 9, 0250 Oslo, Norway. The Company was incorporated 2 February 2011 and is listed on Euronext. Expand with the ticker ALNG.

Awilco LNG ASA is through its subsidiaries engaged in the operation of and investments in LNG transportation vessels.

NOTE 2 // SUMMARY OF SIGNIFICANT ACCOUNTING POLICIES

BASIS FOR PREPARATION

The financial statements of Awilco LNG ASA have been prepared in accordance with the Norwegian accounting act and generally accepted accounting principles in Norway. The financial statements are presented in Norwegian kroner (NOK) rounded off to the nearest thousands, except as otherwise indicated. The financial statements are prepared in English, as approved by the Norwegian Directorate of Taxes.

The principal accounting policies applied in the preparation of these financial statements are set out below.

SHARES IN SUBSIDIARIES

Shares in subsidiaries are measured at cost less accumulated impairment losses. Such assets are impaired to fair value when the decrease in value is for reasons not considered being of a temporary nature and must be deemed necessary based on generally accepted accounting principles. Impairment losses are reversed when the rationale for the recognised impairment loss no longer applies. Dividends, group contributions and other distributions from subsidiaries are recognised in the same period as they are recognised in the financial statement of the subsidiary. If dividends and group contributions exceed withheld profits after the acquisition date, the excess amount represents repayment of invested capital and will be deducted from the carrying value of the subsidiary in the balance sheet of the Company.

FOREIGN CURRENCY

The functional currency of the Company is USD whereas the presentation currency and accounting currency is NOK. Transactions in foreign currencies are recorded at the rate of exchange on the date of the transaction. Monetary assets and

liabilities denominated in other currencies are translated at the exchange rate applicable at the balance sheet date. Realised and unrealised foreign currency gains or losses on monetary items are presented as finance income or finance expense.

REVENUE RECOGNITION

Revenues from the sale of services are recognised in the income statement once services have been rendered.

OTHER FIXED ASSETS

Other fixed assets are capitalised and depreciated linearly over the estimated useful life. Costs for maintenance are expensed as incurred. If the carrying value of other fixed assets exceeds the estimated recoverable amount, the asset is written down to the recoverable amount. The recoverable amount is the higher of the net realisable value and value in use. In assessing value in use, the discounted estimated future cash flows from the asset are used.

CLASSIFICATION OF ITEMS IN THE BALANCE SHEET

Current assets and current liabilities include items that fall due for payment within one year after the balance sheet date. The short-term part of long-term debt is classified as short-term debt.

LOANS AND RECEIVABLES

Loans and receivables are initially recognised at fair value, net of any transaction costs. The assets are subsequently carried at amortised cost using the effective interest method, if the amortisation effect is material, and the carrying amount is subsequently reduced by any impairment losses.

TAXES

The income tax expense consists of current income tax and changes in deferred tax.

Current income tax is the expected tax payable or receivable on the taxable income or loss for the year.

Deferred income tax is provided using the liability method on temporary differences at the reporting date between the tax bases of assets and liabilities and their carrying amounts in the financial statement.

Deferred tax liabilities are recognised for all taxable temporary differences. Deferred tax assets are recognised for all deductible temporary differences to the extent that it is probable that taxable profits will be available against which the deductible temporary difference can be utilised. Deferred income tax is calculated on temporary differences arising

PARENT COMPANY STATEMENT OF CHANGES IN EQUITY

For the period ended 31 December 2020

In NOK thousands	Share capital	Share premium	Other paid-in capital	Other paid-in capital	Total equity
Equity at 1 January 2020	331 372	748 849	101 683	(143 885)	1 038 019
Profit/(loss) for the period	-	-	-	(247 887)	(158 587)
Share capital reduction	(318 117)	-	318 117	-	-
Equity issue	-	-	-	-	-
Transaction costs equity issue	-	-	-	-	-
Balance as at 31 December 2020	13 255	748 849	419 800	(391 772)	879 432
For the period ended 31 December 2019					
In NOK thousands	Share capital	Share premium	Other paid-in capital	Other paid-in capital	Total equity
Equity at 1 January 2019	331 372	748 849	101 683	(23 969)	1 157 935
Profit/(loss) for the period	-	-	-	(119 916)	(119 916)
Share capital reduction	-	-	-	-	-
Equity issue	-	-	-	-	-
Transaction costs equity issue	-	-	-	-	-
Balance as at 31 December 2019	331 372	748 849	101 683	(143 885)	1 038 019

on investments in subsidiaries, except where the timing of the reversal of the temporary difference is controlled by the Company.

Current income tax and deferred tax is recognised in profit or loss except to the extent that it relates to items recognised directly in equity.

PENSIONS

The Company is required to provide a pension plan towards its onshore employees, and has implemented a defined contribution plan. The plan, which is fully funded, complies with the requirements in the Mandatory Occupational Pension act in Norway ("Lov om obligatorisk tjenestepensjon"). Contributions on salary up until 12G are funded in a life insurance company, whereas contributions on salary over 12G are transferred to a separately administered scheme and pledged towards the participating employees. G refers to the Norwegian National Insurance basic amount.

Contributions to the pension plan are recognised as an employee benefit expense in the income statement when they fall due. Prepaid contributions are recognised as an asset to the extent that a cash refund or a reduction in the future payments is expected. The Company has no further payment obligations once the contributions have been paid.

The liability arising from the plan → 12G is classified as a non-current liability in the statement of financial position. Changes in the liability are recognised as employee benefit expenses in the income statement in the periods during which services are rendered by employees. The liability becomes payable to the employee upon termination, voluntary or involuntary, of the employment.

CASH AND CASH EQUIVALENTS

Cash represents cash on hand and deposits with banks that are repayable on demand. Cash includes restricted employee taxes withheld. Cash equivalents represent short-term, highly liquid investments which are readily convertible into known amounts of cash with original maturities of three months or less.

DIVIDENDS

Proposed dividend payments from the Company are recognised as a liability in the financial statements on the reporting date 31 December the current year.

CASH FLOW STATEMENT

The cash flow statement is presented using the indirect method.

NOTE 3 // ADMINISTRATION EXPENSES

Administration expenses	2020	2019
Salaries and other remuneration	9 824	8 578
Social security cost	1 561	1 930
Pension	1 204	1 163
Other employee related expenses	132	124
Total employee related expenses	12 721	11 794
Management fees	1 499	1 472
Consultant, legal and auditor's fees	1 236	1 156
Other administration expenses	5 104	7 283
Total administration expenses	20 560	21 706

Information regarding management fees to related parties is provided in note 6.

Number of employees

	2020	2019
Employees year end	5	5
Average number of work years	5	5

Pensions

The Company has a defined contribution plan for its employees which complies with the requirements in the Mandatory Occupational Pension act in Norway ("Lov om obligatorisk tjenestepensjon"). Contributions on salary up until 12G are funded in a life insurance company, whereas contributions on salary over 12G are transferred to a separately administered scheme and pledged towards the participating employees. G refers to the Norwegian National Insurance basic amount.

Remuneration to key management

Please see note 21 in the consolidated financial statements for disclosures regarding remuneration to key management.

Remuneration to Board of Directors

Please see note 21 in the consolidated financial statements for disclosures regarding remuneration to Board of Directors.

Auditor's fee

	2020	2019
Statutory audit	408	327
Other assurance services	-	-
Tax advisory	-	-
Total fees to auditor, excl. VAT	408	327

NOTE 4 // FINANCE INCOME AND EXPENSE

	2020	2019
Finance income		
Interest income	405	2 017
Interest income group companies	3 137	3 482
Currency gain	1 035	22
Dividends and group contributions from subsidiaries	2 263	1 297
Other finance income group companies	291	1 966
Total finance income	7 132	8 784
Finance expenses		
Interest expense	58	13
Interest expense group companies	361	974
Currency loss	1 282	1 317
Other finance expenses	42	55
Total finance expenses	1 743	2 359

Currency gains and losses mainly relate to translation effects from bank accounts and balances with subsidiaries denominated in USD and translated into NOK at the balance sheet date. See note 6 for a specification of finance income and expense payable from/to group companies.

NOTE 5 - INCOME TAXES

Tax regime

The Company is subject to ordinary corporation tax in Norway at a tax rate of 22 % in 2020.

	2020	2019
Income tax expense		
Current income tax	-	-
Changes in deferred tax	-	-
Total income tax expense / (income)	-	-
Specification of basis for deferred tax	31.12.2020	31.12.2019
Other fixed assets	5	13
Pension assets	(3 661)	-
Pension liabilities	554	3 483
Tax loss carry forward	49 980	37 226
Basis for deferred tax asset / (liability)	50 139	40 722
Not recognised deferred tax assets (basis)	(50 139)	(40 722)
Basis for deferred tax asset / (liability)	-	-
Tax rate	22 %	22 %
Deferred tax asset / (liability)	-	-

NOTE 5 - INCOME TAXES CONT

Recognition of deferred income tax assets is subject to strict requirements in respect of the ability to substantiate that sufficient taxable profit will be available against which the unutilised tax losses can be used. Based on these requirements and an assessment by the Company deferred tax assets arising from tax loss carry forward has not been recognised. Utilisation of the tax loss carry forward is not limited in time.

	2020	2019
Reconciliation of effective tax rate		
Profit/(loss) before taxes	1247 887	(119 916)
Tax based on ordinary tax rate (22 %)	(54 535)	(26 382)
Effects from:		
Permanent differences	52 443	24 757
Not recognised deferred tax assets	2 072	1 625
Total income tax expense / (income)	0	0
Income tax payable	2020	2019
Current tax payable recognised in income statement	-	-
Current tax payable recognised directly in equity	-	-
Total income tax payable	-	-

NOTE 6 // RELATED PARTIES

Transactions with related parties

To provide the Company with access to important and required knowledge and services, the Company has entered into various agreements with related parties. Information regarding these contracts and the transactions and balances with related parties, except for transactions and balances with subsidiaries, is provided in note 21 in the consolidated financial statement. Transactions with subsidiaries are disclosed below.

Subsidiaries

As at 31 December 2020 the Company has the following subsidiaries:

Company name	Country	Principal activity	Date incorporated
Awitico LNG 1 AS	Norway	Former vessel SPV	2 February 2011
Awitico LNG 2 AS	Norway	Former vessel SPV	2 February 2011
Awitico LNG 3 AS	Norway	Former vessel SPV	2 February 2011
Awitico LNG 4 AS	Norway	Owner of LNG/C Wiforce	6 May 2011
Awitico LNG 5 AS	Norway	Owner of LNG/C Wiforce	6 May 2011
Awitico LNG Technical Management AS	Norway	Technical management	17 September 2012

The subsidiaries' registered office is Beddingan 8, 0250 Oslo, Norway.

NOTE 6 // RELATED PARTIES AND INVESTMENTS IN GROUP COMPANIES CONT

Cash pool deposits subsidiaries

Company name	Note	31.12.2020	31.12.2019
Awitico LNG 1 AS		9 347	9 619
Awitico LNG 2 AS		1 557	1 630
Awitico LNG 3 AS		25 446	26 125
Awitico LNG 4 AS		32 786	-
Awitico LNG 5 AS	(25 395)	-	-
Awitico LNG Technical Management AS		9 715	10 381
Total	7	53 495	47 795

Transactions with subsidiaries

Commercial management fee

Awitico LNG ASA provides commercial management services to the vessel owning subsidiaries. The commercial management fees are based on a fixed fee of USD 100 000 per vessel per year a fixed percentage of gross freight.

Subsidiary	2020	2019
Awitico LNG 4 AS	2 980	2 709
Awitico LNG 5 AS	2 712	2 758
Total	5 693	5 466

Project management fee Awitico LNG Technical Management AS

A subsidiary of the Company, Awitico LNG Technical Management AS, provides project management services to the Company. In 2020 the Company paid a fee of TNDK 671 for these services (TNDK 936 in 2019)

Guarantee commission from subsidiaries

The Company has issued guarantees towards the lesor of Wiforce and WifPride on behalf of lessees Awitico LNG 4 AS and Awitico LNG 5 AS respectively, see note 11. A guarantee commission of TNDK 145 was charged each of the two subsidiaries in 2019 (TNDK 983 each in 2019).

Subsidiary	2020	2019
Awitico LNG 1 AS	-	-
Awitico LNG 2 AS	-	-
Awitico LNG 3 AS	-	-
Awitico LNG 4 AS	1 056	429
Awitico LNG 5 AS	2 074	3 035
Awitico LNG Technical Management AS	7	17
Total	3 137	3 482

NOTE 6 // RELATED PARTIES AND INVESTMENTS IN GROUP COMPANIES CONT

Company name	Ownership/ voting share	Carrying amount 31.12.2020	Carrying amount 31.12.2019
Awitico LNG 1 AS	100 %	8 692	8 692
Awitico LNG 2 AS	100 %	1 146	1 146
Awitico LNG 3 AS	100 %	10 008	10 008
Awitico LNG 4 AS	100 %	373 800	373 800
Awitico LNG 5 AS	100 %	345 200	514 300
Awitico LNG Technical Management AS	100 %	10 120	10 120
Total carrying amount 31 December		768 965	918 065

Based on an assessment of the recoverable amount of shares in subsidiaries, an impairment charge of NOK 149.1 million was recognised towards the shares in Awitico LNG 5 AS 2020 (NOK 110.3 million in 2019)

Balances with subsidiaries

The Company provides financing to its subsidiaries through both long-term and short-term loans. Interest on both long-term loans and short-term receivables/payables is agreed to LIBOR + 3 % for USD denominated loans and NIBOR + 3 % for NOK denominated loans. See below for interest income from subsidiaries.

Balances with subsidiaries as at 31 December 2020

Subsidiary	Long-term loans (+) /borrowings (-)	Short-term receivables	Short-term payables
Awitico LNG 1 AS	-	-	2
Awitico LNG 2 AS	-	-	2
Awitico LNG 3 AS	-	-	2
Awitico LNG 4 AS	29 198	1 020	-
Awitico LNG 5 AS	56 405	1 444	-
Awitico LNG Technical Management AS	-	2 263	886
Total	85 603	4 727	891

Short-term receivable TNDK 2 263 towards Awitico LNG Technical Management AS relates to group contribution.

Balances with subsidiaries as at 31 December 2019

Subsidiary	Long-term loans (+) /borrowings (-)	Short-term receivables	Short-term payables
Awitico LNG 1 AS	-	-	2
Awitico LNG 2 AS	-	-	2
Awitico LNG 3 AS	-	-	2
Awitico LNG 4 AS	29 198	318	-
Awitico LNG 5 AS	56 405	431	-
Awitico LNG Technical Management AS	-	1 297	1 336
Total	85 603	2 046	1 341



Parent - figures in NOK

NOTE 9 // PROVISIONS AND ACCRUALS

	31.12.2020	31.12.2019
Provisions and accruals		
Accrued expenses, invoice not received	159	151
Salary related provisions	2 893	3 127
Total provisions and accruals	3 052	3 279

NOTE 10 // CAPITAL AND FINANCIAL RISK MANAGEMENT

General information regarding capital and financial risk management is provided in note 20 in the consolidated accounts. Awitco LNG ASA presents its financial statement in NOK, and is thus exposed to foreign exchange translation risk on monetary items denominated in foreign currencies.

NOTE 11 // COMMITMENTS, CONTINGENCIES AND GUARANTEES

Please see note 24 in the consolidated accounts. In addition, Awitco LNG ASA has issued certain guarantees on behalf of companies in the Awitco LNG Group.

The Company has issued a guarantee towards COB Financial Leasing Co. Ltd on behalf of the Company's subsidiaries Awitco LNG 4 AS and Awitco LNG 5 AS, guaranteeing for the performance of the bareboat charter agreements described in note 22 in the consolidated accounts.

NOTE 12 // EVENTS AFTER THE REPORTING DATE

Information on events after the reporting date is disclosed in note 26 in the consolidated accounts.

NOTE 6 // RELATED PARTIES AND INVESTMENTS IN GROUP COMPANIES CONT

Interest expenses subsidiaries	2020	2019
Subsidiary		
Awitco LNG 1 AS	38	197
Awitco LNG 2 AS	6	33
Awitco LNG 3 AS	102	522
Awitco LNG 4 AS	145	-
Awitco LNG 5 AS	35	-
Awitco LNG Technical Management AS	34	223
Total	361	974

NOTE 7 // CASH AND CASH EQUIVALENTS

	31.12.2020		31.12.2019	
Currency	Code	FX rate	Carrying value	Carrying value
US dollars	USD	8.5326	17 470	31 898
Norwegian kroner	NOK	1	5 939	7 985
Total cash and cash equivalents			23 410	39 883

Currency	31.12.2020	31.12.2019
Cash pool deposits subsidiaries	53 455	47 755

The group has a cash pool arrangement which entails that the subsidiaries' deposits on these accounts are formally either a receivable or a liability against Awitco LNG ASA.

As at 31 December 2020 TNDK 738 was restricted cash related to employee withholding tax (31 December 2019 TNDK 1 267). TNDK 653 was restricted cash related to requirements from operating Awitco LNG's vessels (31 December 2019 TNDK 670) and TNDK 376 was restricted cash provided as deposit towards the office lease (31 December 2019 TNDK 376).

Awitco LNG's liquidity is organised in a cash pool arrangement in which cash in the subsidiaries formally represents receivables or payables towards the parent company Awitco LNG ASA. The Group companies are jointly and severally liable for the total outstanding amount under the arrangement.

NOTE 8 // SHARE CAPITAL

Information about the Company's share capital is provided in note 19 to the consolidated accounts.

Parent - figures in NOK



Auditor's Report

—



Building a better working world

Impairment evaluation of vessels

Spot market conditions are volatile and seasonal, and as a result, management identified impairment indicators related to the vessels and tested recoverable amounts of the vessels. The impairment evaluation of vessels is dependent on estimates and assumptions regarding future day rates, vessel utilization, operating expenses, capital expenditures, useful lives and discount rate. Considering the extent of estimates and assumptions applied in the impairment evaluation, and management's involvement and judgment in establishing them, we assess impairment of vessels as a key audit matter. The Group recognized an impairment of nil in the 2020 consolidated financial statements.

We performed an evaluation of revenue and utilization assumptions in the cash flows estimated by management through comparison towards the Company's historical data and data from independent market analyst's sector reports. We compared operating expenditures to approved budgets and historical data. Furthermore, we compared the risk premiums used in the weighted average cost of capital with external data and considered management's adjustments for company specific factors. We considered the accuracy of management's prior year assumptions and evaluated the level of consistency applied in the valuation methodology from previous years. We also tested the mathematical accuracy of the valuation model and performed sensitivity analysis of the assumptions.

Refer to note 3 regarding estimation uncertainties and note 11 regarding vessels, the valuation model and the sensitivity to key assumptions.

Other information

Other information consists of the information included in the Company's annual report other than the financial statements and our auditor's report thereon. The Board of Directors and Chief Executive Officer (management) are responsible for the other information. Our opinion on the financial statements does not cover the other information, and we do not express any form of assurance conclusion thereon.

In connection with our audit of the financial statements, our responsibility is to read the other information, and, in doing so, consider whether the other information is materially inconsistent with the financial statements or our knowledge obtained in the audit, or otherwise appears to be materially misstated. If, based on the work we have performed, we conclude that there is a material misstatement of this other information, we are required to report that fact. We have nothing to report in this regard.

Responsibilities of management for the financial statements

Management is responsible for the preparation and fair presentation of these financial statements in accordance with the Norwegian Accounting Act and accounting standards and practices generally accepted in Norway for the financial statements of the parent company and International Financial Reporting Standards as adopted by the EU for the financial statements of the Group, and for such internal control as management determines is necessary to enable the preparation of financial statements that are free from material misstatement, whether due to fraud or error.

In preparing the financial statements, management is responsible for assessing the Company's ability to continue as a going concern, disclosing, as applicable, matters related to going concern and using the going concern basis of accounting, unless management either intends to liquidate the Company or to cease operations, or has no realistic alternative but to do so.

Auditor's responsibilities for the audit of the financial statements

Our objectives are to obtain reasonable assurance about whether the financial statements as a whole are free from material misstatement, whether due to fraud or error, and to issue an auditor's report that includes our opinion. Reasonable assurance is a high level of assurance, but is not a guarantee that an audit conducted in accordance with ISAs will always detect a material misstatement when it exists. Misstatements can arise from fraud or error and are considered material if, individually or in the aggregate, they could reasonably be expected to influence the economic decisions of users taken on the basis of these financial statements.

Independent auditor's report - Awilco LNG ASA

A member firm of Ernst & Young Global Limited



Building a better working world

INDEPENDENT AUDITOR'S REPORT

To the Annual Shareholders' Meeting of Awilco LNG ASA

Report on the audit of the financial statements

Opinion

We have audited the financial statements of Awilco LNG ASA comprising the financial statements of the parent company and the Group. The financial statements of the parent company comprise the balance sheet as at 31 December 2020, the income statement, statements of cash flows and changes in equity for the year then ended and notes to the financial statements, including a summary of significant accounting policies. The consolidated financial statements comprise the balance sheet as at 31 December 2020, income statement, statements of comprehensive income, cash flows and changes in equity for the year then ended and notes to the financial statements, including a summary of significant accounting policies.

In our opinion,

- ▶ the financial statements are prepared in accordance with the law and regulations;
- ▶ the financial statements present fairly, in all material respects, the financial position of the parent company as at 31 December 2020, and of its financial performance and its cash flows for the year then ended in accordance with the Norwegian Accounting Act and accounting standards and practices generally accepted in Norway;
- ▶ the consolidated financial statements present fairly, in all material respects the financial position of the Group as at 31 December 2020 and of its financial performance and its cash flows for the year then ended in accordance with International Financial Reporting Standards as accepted by the EU.

Basis for opinion

We conducted our audit in accordance with laws, regulations, and auditing standards and practices generally accepted in Norway, including International Standards on Auditing (ISAs). Our responsibilities under those standards are further described in the Auditor's responsibilities for the audit of the financial statements section of our report. We are independent of the Company and the Group in accordance with the ethical requirements that are relevant to our audit of the financial statements in Norway, and we have fulfilled our ethical responsibilities as required by law and regulations. We have also complied with our other ethical obligations in accordance with these requirements. We believe that the audit evidence we have obtained is sufficient and appropriate to provide a basis for our opinion.

Key audit matters

Key audit matters are those matters that, in our professional judgment, were of most significance in our audit of the financial statements for 2020. These matters were addressed in the context of our audit of the financial statements as a whole, and in forming our opinion thereon, and we do not provide a separate opinion on these matters. For each matter below, our description of how our audit addressed the matter is provided in that context.

We have fulfilled the responsibilities described in the Auditor's responsibilities for the audit of the financial statements section of our report, including in relation to these matters. Accordingly, our audit included the performance of procedures designed to respond to our assessment of the risks of material misstatement of the financial statements. The results of our audit procedures, including the procedures performed to address the matters below, provide the basis for our audit opinion on the financial statements.

A member firm of Ernst & Young Global Limited



Opinion on registration and documentation

Based on our audit of the financial statements as described above, and control procedures we have considered necessary in accordance with the International Standard on Assurance Engagements (ISAE) 3000, «Assurance Engagements Other than Audits or Reviews of Historical Financial Information», it is our opinion that management has fulfilled its duty to ensure that the Company's accounting information is properly recorded and documented as required by law and bookkeeping standards and practices accepted in Norway.

Oslo, 26 April 2021
ERNST & YOUNG AS

The auditor's opinion is signed electronically

Johan Lidi Nordby
State Authorized Public Accountant

Permeo document key: LBWEE-TXG3V-1H56-3NF-5P-DXMKXT-5CXOF

Independent auditor's report - Awilco LNG ASA
A member firm of Ernst & Young Global Limited



As part of an audit in accordance with law, regulations and generally accepted auditing principles in Norway, including ISAs, we exercise professional judgment and maintain professional skepticism throughout the audit. We also:

- ▶ identify and assess the risks of material misstatement of the financial statements, whether due to fraud or error, design and perform audit procedures responsive to those risks, and obtain audit evidence that is sufficient and appropriate to provide a basis for our opinion. The risk of not detecting a material misstatement resulting from fraud is higher than for one resulting from error, as fraud may involve collusion, forgery, intentional omissions, misrepresentations, or the override of internal control.
 - ▶ obtain an understanding of internal control relevant to the audit in order to design audit procedures that are appropriate in the circumstances, but not for the purpose of expressing an opinion on the effectiveness of the Company's internal control
 - ▶ evaluate the appropriateness of accounting policies used and the reasonableness of accounting estimates and related disclosures made by management.
 - ▶ conclude on the appropriateness of management's use of the going concern basis of accounting and, based on the audit evidence obtained, whether a material uncertainty exists related to events or conditions that may cast significant doubt on the Company's ability to continue as a going concern. If we conclude that a material uncertainty exists, we are required to draw attention in our auditor's report to the related disclosures in the financial statements or, if such disclosures are inadequate, to modify our opinion. Our conclusions are based on the audit evidence obtained up to the date of our auditor's report. However, future events or conditions may cause the Company to cease to continue as a going concern.
 - ▶ evaluate the overall presentation, structure and content of the financial statements, including the disclosures, and whether the financial statements represent the underlying transactions and events in a manner that achieves fair presentation.
 - ▶ obtain sufficient appropriate audit evidence regarding the financial information of the entities or business activities within the Group to express an opinion on the consolidated financial statements. We are responsible for the direction, supervision and performance of the group audit. We remain solely responsible for our audit opinion.
- We communicate with those charged with governance regarding, among other matters, the planned scope and timing of the audit and significant audit findings, including any significant deficiencies in internal control that we identify during our audit.

We also provide those charged with governance with a statement that we have complied with relevant ethical requirements regarding independence, and communicate with them all relationships and other matters that may reasonably be thought to bear on our independence, and where applicable, related safeguards.

From the matters communicated with those charged with governance, we determine those matters that were of most significance in the audit of the financial statements of the current period and are therefore the key audit matters. We describe these matters in our auditor's report unless law or regulation precludes public disclosure about the matter or when, in extremely rare circumstances, we determine that a matter should not be communicated in our report because the adverse consequences of doing so would reasonably be expected to outweigh the public interest benefits of such communication.

Report on other legal and regulatory requirements

Opinion on the Board of Directors' report and on the statements on corporate governance and corporate social responsibility

Based on our audit of the financial statements as described above, it is our opinion that the information presented in the Board of Directors' report and in the statements on corporate governance and corporate social responsibility concerning the financial statements and the going concern assumption is consistent with the financial statements and complies with the law and regulations.

Permeo document key: LBWEE-TXG3V-1H56-3NF-5P-DXMKXT-5CXOF

Independent auditor's report - Awilco LNG ASA
A member firm of Ernst & Young Global Limited



Corporate governance

—



CORPORATE GOVERNANCE

The main strategy for Awilco LNG ASA (the Company or Awilco LNG) is to create shareholder value through the provision of a quality, reliable and customer-oriented service to the market, in the best manner for its shareholders, employees and business connections. Awilco LNG strives to protect and enhance shareholder equity through openness, integrity and equal shareholder treatment, and sound corporate governance is a key element in the basis of the Awilco LNG strategy.

The corporate governance principles of the Company are adopted by the Board of Directors of Awilco LNG ASA (the Board). The principles are based on the Norwegian Code of Practice for Corporate Governance, dated 17 October 2018 (the «Code of Practice»). Below follows a description of the basis that Awilco LNG has implemented the Code of Practice. This description follows the same structure as the Code of Practice and covers all sections thereof. Deviations, if any, from the Code of Practice are discussed under the relevant section.

1 IMPLEMENTATION AND REPORTING ON CORPORATE GOVERNANCE

The Board of Directors shall ensure that appropriate goals and strategies are adopted, that the adopted strategies are implemented in practice, and that the results achieved are subject to measurement and follow-up. The principles shall also contribute to ensure that the activities of the Company are subject to adequate controls. An appropriate distribution of roles and adequate controls shall contribute to the largest possible value creation over time, for the benefit of the owners and other stakeholders.

The Company has defined a mission statement "Marine Transportation through Safety and Environmental Excellence" and identified a set of core objectives that describes the focus and continuous improvement process based on the mission statement. The objectives include policies regarding: safeguarding of people, ships and cargoes, focus on limitation of any negative impact on the environment from our vessels and a separate statement regarding Safety Management & Environmental Protection Policy. This policy document, which is available on the Company's website www.awilco.no, describes the basic principles of the corporate values.

Awilco LNG's code of conduct – values and ethics forms an important foundation for Awilco LNG's corporate governance and demands high ethical standards, in which focus on safety and integrity are key factors. The Company has continuous

focus on making sure that the corporate values are practiced in the Company's everyday life. The Company's code of conduct – values and ethics can be found on the Company's website.

2 THE BUSINESS

According to the Company's articles of association, its purpose is to carry out "shipping and other business related hereto". The objective clause of the Company also includes "acquisitions, management, borrowings and sale of capital assets in the shipping business in addition to investments in shares, bonds and partnership contributions of any type connected with shipping, as well as participation, including ownership stakes in other shipping companies and other business naturally connected hereto."

The principal objectives and strategies of the Company are presented in the annual report and are subject to annual assessments.

The Company's social responsibility is set out in a separate section in the annual report.

3 EQUITY AND DIVIDENDS

The Company's equity is assessed as appropriate based on its objectives, strategies and risk profile. The book equity of the Awilco LNG Group as per 31 December 2020 was USD 99.5 million, which represents an equity ratio of 28 %.

The Company's long-term objective is to pay a regular dividend in support of the Company's main objective to maximize return on invested capital. Any future potential dividends declared will be at the discretion of the Board of Directors and will depend upon the Group's financial position, earnings, debt covenants, capital requirements and other factors. Dividends will be proposed by the Board for approval by the General Meeting. Any proposal to confer to the Board of Directors the mandate to distribute dividends is to be explained.

To the extent it is considered desirable, the Company may raise new equity in the capital markets.

The Board is currently not authorised to purchase own shares in the market.

4 EQUAL TREATMENT OF SHAREHOLDERS AND TRANSACTIONS WITH RELATED PARTIES

The Company has one class of shares, and each share has one vote at the General Meeting.

Where the board resolves to carry out an increase in share capital and waive the pre-emption rights of existing shareholders based on a mandate granted to the Board of Directors, the justification should be publicly disclosed in a stock exchange announcement issued in connection with the increase in share capital.

Any transactions the Company carries out in its own shares are carried out through the stock exchange and at prevailing stock exchange prices.

In the event of any material transactions between the Company and shareholders, Directors or close associates thereof, the transactions will be conducted on arm's length terms and the Board of Directors shall consider arranging for an independent assessment of the transaction.

Awilco LNG has entered into a sub-management agreement with Awilco Technical Services AS (ATS) for assistance in technical management of the fleet. Furthermore, Awilco LNG has entered into an agreement with Awilhelmsen Management AS (AWM) for administrative services. Both ATS and AWM are related companies to Awilco AS, which owns 38.8 % of the shares in Awilco LNG. The management fees are, in the Company's opinion, made at market terms. Information regarding transactions with related parties is described in note 21 to the consolidated financial statements.

5 FREELY NEGOTIABLE SHARES

The shares of Awilco LNG are listed on the Euronext Expand stock exchange. All issued shares carry equal shareholder rights in all respects, and there are no restrictions on transfer of shares. The articles of association place no restrictions on voting rights.

6 GENERAL MEETINGS

The Annual General Meeting will normally take place in the second quarter of each year, and latest by 30 June. Notice of the meeting will normally be published through the Oslo Stock Exchange distribution channel and the Company's website at least 21 days in advance. Documentation containing the information necessary for the shareholders to make decisions on all the items on the agenda will simultaneously be made available on the Company's website and will only be sent to shareholders that request the documentation on paper. The Board may decide by the notice of the meeting that

shareholders who intend to attend the General Meeting shall give notice to the Company within five days prior to the General Meeting.

Registration is made in writing or by e-mail. The Board wishes to make efforts to enable as many shareholders as possible to attend. Shareholders who are not able to attend are invited to meet by proxy, and efforts will be made for the proxies to relate to each individual item on the agenda.

The General Meeting will be chaired by the Chairman of the Board unless otherwise agreed by a majority of those shares represented at the meeting.

7 NOMINATION COMMITTEE

According to the articles of association the Company shall have a Nomination committee which has the responsibility of proposing members to the Board of Directors and members of the Nomination committee. The Nomination committee shall also propose fee payable to the members of the Board and the members of the Nomination committee.

The members of the Nomination committee shall be shareholders or representatives of shareholders. The members of the Nomination committee, including its Chairman, are elected by the General Meeting. The members of the Nomination committee's period of service shall be two years unless the General Meeting decides otherwise.

The Nomination committee is to maintain contact with shareholder groups, members of the Board of Directors and the Company's executive personnel in its works with proposing members to the Board of Directors.

The Annual General Meeting held on 26 April 2020 elected the current Nomination committee consisting of Tom Furulund and Henrik A. Christensen.

8 THE BOARD OF DIRECTORS; COMPOSITION AND INDEPENDENCE

The Company's Board of Directors shall comprise three to six directors pursuant to the decision of the General Meeting. The Directors are elected for a period of two years unless otherwise determined by the General Meeting. The Board appoints the Chairman amongst the elected Board members.

The composition of the Board of Directors aims to ensure that the interests of all shareholders are represented. Currently three of the five directors are independent from the principal shareholder of the Company. The Board consists of the following members: Synne Syrrist (Chairman), Ole Christian



Hidstein, Jens-Julius R. Nygaard, Jon-Aksel Torgersen and Annette Malm Jessad.

9 THE WORK OF THE BOARD OF DIRECTORS

The Board's statutory duties include the overall administration and management of the Company. The Board adopts a meeting schedule for the following year in the fourth quarter each year. The directors shall normally meet in person, but if so allowed by the Chairman, directors may participate in any meeting by means of telephone.

The allocation of responsibilities and tasks within the Board of Directors is regularly discussed and monitored. The Board is regularly briefed on the Company's financial situation, the vessels' chartering and market situation, liquidity situation and cash flow forecast, as well as any changes in the competition situation. The Board performs a yearly evaluation of its work.

The Board has established an Audit committee consisting of Ole Christian Hidstein (Chairman) and Synne Syrrist and has implemented an Audit committee charter. The Company's CFO is the secretary of the committee. The auditor shall participate in discussions of relevant agenda items in meetings of the Audit committee. The committee shall hold separate meetings with the auditor and the CEO at least once a year.

Furthermore, the Company has established a Remuneration committee consisting of Synne Syrrist and Jon-Aksel Torgersen. The Remuneration committee prepares guidelines and proposals regarding remuneration of executive personnel, which are reviewed and resolved by the Board of Directors.

10 RISK MANAGEMENT AND INTERNAL CONTROL

The Board ensures that the Company has satisfactory internal control procedures to manage its exposure to risks related to the conduct of the Company's business, including social responsibility, to ensure compliance with laws and regulations and to support the quality of its financial reporting. The Board performs an annual review of the Company's key risks and the internal controls implemented to address these risks. The Board has identified and stated the various risks of Avitico LNG in the Company's annual report. Additionally, the Board is regularly briefed on the Company as described under section 9 above.

The Company has established an Audit committee that regularly evaluates and discusses the various risk elements of Avitico LNG and potential for improvement. The Audit committee reports to the Board.

Avitico LNG's main goal is safe and efficient ship operation with no accidents, personal injury, environmental damage, or damage to equipment. In order to achieve these goals Avitico LNG has identified some core objectives that describe our focus and our continuous improvement process. The operation of technical management and newbuildings is closely monitored through dedicated supervision and safety reporting systems. Furthermore, the Company has established contingency plans and executes drills and training in order to improve emergency preparedness.

In addition to its own controlling bodies and external audit, the Company's ship management is subject to external supervision by the Norske Veritas (DNV) for classification in accordance with ISO.

11 REMUNERATION OF THE BOARD OF DIRECTORS

The remuneration of the Board shall reflect the Board's responsibilities, knowhow, time commitment and the complexity of the business activities. The directors do not receive profit related remuneration, share options or retirement benefits from the Company. The remuneration is proposed by the Nomination committee. More information about the remuneration of the individual directors is provided in note 21 in the consolidated accounts.

Directors or their related companies shall normally not undertake special tasks for the Company in addition to the directorship. However, the Company utilizes outsourcing of technical sub-management, accounting and administrative services to AFS and AWM which are related companies. In addition, ship brokering services are purchased on a competitive basis from a group of companies related to one of the Board members. All agreements and fees with related parties are approved by the Board. Furthermore, the members of the Audit committee and Remuneration committee receive a fee for serving on the committees.

12 REMUNERATION OF EXECUTIVE PERSONNEL

The Board has drawn up guidelines for determining remuneration to executive personnel. The remuneration is based on a base salary and a bonus program. The Board of Directors' annual statement regarding compensation to key management is enclosed as a separate appendix to the agenda of the General Meeting. The General Meeting is to vote separately on advisory and binding aspects of the remuneration to executive personnel.

For information about remuneration of executive personnel see note 21 in the consolidated accounts.

13 INFORMATION AND COMMUNICATION

The Company aims to keep shareholders, analysts, investors and other stakeholders continuously updated on the Company's operations and performance. The Company provides information to the market through quarterly and annual reports; investor- and analyst presentations open to the media and by making operational and financial information available on the Company's website. Information of importance are made available to the stock market through notification to the Oslo Stock Exchange in accordance with the Stock Exchange regulations. Information is provided in English.

All stock exchange announcements and press releases, including the financial calendar, are made available on the Company's website.

14 TAKE-OVER

The Company's Articles of Association contains no defence mechanism against the acquisition of shares, and no other actions have been taken to limit the opportunity of acquiring shares in the Company.

In the event of a takeover bid the Board will seek to comply with the recommendations outlined in item 14 of the Code of Practice. If a bid has been received, the Board will seek to issue a statement evaluating the offer and make recommendations as to whether the shareholders should accept the offer or not. Normally it will be required to arrange a valuation from an independent expert. If the Board finds that it is unable to give a recommendation, the Board will explain the reason for not giving a recommendation. The statement should show whether the decision was unanimous, and if not, the background for why certain Board members did not adhere to the statement.

If a situation occurs where the Board proposes to dispose of all or a substantial part of the activities of the Company such a proposal will be placed before the General Meeting.

15 AUDITOR

The auditor is appointed by the General Meeting, which also determines the auditor's fee. The auditor shall annually present an audit plan to the Audit committee. The auditor attends the Board of Director's review and discussion of the annual accounts. The Board of Directors minimum holds one annual meeting with the auditor without the CEO or other members of the executive group being in attendance.

The Company's management regularly holds meetings with the auditor, in which accounting principles and internal control routines are reviewed and discussed.

The auditor shall annually confirm compliance with the applicable independence rules and regulations in legislation and the audit firm's internal independence standards. The Audit committee has issued guidelines stipulating the management's possibility to undertake consulting services by the auditor. Auditor's fees are disclosed in note 21 in the consolidated accounts.



Social responsibility

Social responsibility

INTRODUCTION

The Avitco LNG Group (Avitco LNG or the Company) has implemented a set of objectives, principles and procedures concerning our social responsibility to enable the Company to achieve and maintain its mission statement and objectives. Avitco LNG has implemented the highest standard of safe operation to meet all environmental protection requirements, ensuring safe custody of our vessels, crew, customers' cargoes and owner's interests. Our commitment to our social responsibility ensures that Avitco LNG is a preferable LNG shipping company.

Avitco LNG is engaged in the global marine transportation of LNG. Marine transportation is generally considered the most efficient form of transporting natural gas over long distances. Natural gas is widely accepted as the least pollutive fossil fuel and emits up to 40 % less CO₂ than coal when used for electricity generation. Natural gas is widespread, flexible, abundantly available and cheap when comparing to other fossil fuels. The increased use of natural gas is expected to reduce the use of more pollutive fossil fuels such as coal and oil in the global energy mix. According to Shell's LNG Outlook 2021, global LNG demand is expected to reach 700 million tonnes by 2040, representing almost a doubling from today's level, as demand for natural gas continues to grow strongly in Asia and gains further traction in powering hard-to-electricity sectors. Avitco LNG's contribution to sustainable economic growth mainly relates to the potential for increased use of natural gas in the global energy mix.

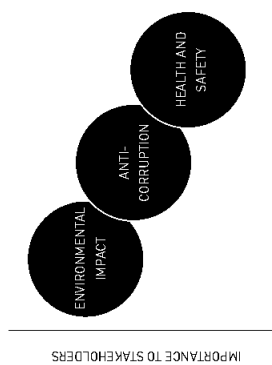
Avitco LNG aims to provide positive impact on the communities we operate in, our employees, clients and suppliers through the Code of Ethics and Conduct (available at our webpage www.avitcolng.com), such as opposing corruption and facilitation payments in any form.

In general, global marine transportation has a significant effect on the environment. Avitco LNG takes this impact seriously, working continuously to reduce our environmental footprint through improving fuel efficiency, optimising trade routes and improving waste management.

This report constitutes Avitco LNG's reporting according to the requirements of the Norwegian accounting act § 3-3c on social responsibility reporting.

SCOPING OF MATERIAL ISSUES FOR AVITCO LNG

A materiality assessment forms the basis for how we prioritise our social responsibility efforts, and thereby also impacts our internal and external reporting on social responsibility. The following issues have been assessed as the most material based on both their importance to Avitco LNG's business and to Avitco LNG's stakeholders such as employees, customers, suppliers, regulators and investors:



Importance to business

The Company's strategy is to integrate sustainability on these matters systematically into all material business processes to ensure Avitco LNG is assessed as a responsible enterprise.

THE MATERIAL ISSUES

Mission statement

Avitco LNG's mission statement is "Marine transportation through safety and environmental excellence".

Health and safety

Company policies and objectives

The safety and well-being of Avitco LNG's employees and seafarers has the highest priority, as set out in the mission statement above and detailed in the Company's Safety Management & Environmental Protection Policy. Our objectives are zero accidents and no personnel injuries. The Group shall adhere to national and international laws and regulations and constantly promote best practices identified within our operations and the industry to improve the competence of

individual crewmembers and vessel safety performance.

How we achieve our objectives

Our objectives are operationalised in the Company's Safety Management & Environmental Protection Policy. The objective of this policy is to ensure that the Company gives the highest priority to the safety of human life and health through the following measures:

- Provide support to ships' operation by implementation of a well-structured Safety Management System (SMS) based on a well-defined management organisation. The SMS is an integral part of all our activities and includes instructions and procedures which contribute to the highest safety standards onboard our ships, ensuring that cargo is handled correctly and preventing situations which threaten safety of our personnel. The SMS is based on national and international requirements and standards for quality and safety, including the ISM code (International Management Code for the Safe Operation of Ships and Pollution Prevention), ISO 14001 (Environmental management system), ISO 9001 (Quality management system) and the TMSA (Tanker Management and Self-Assessment guidelines) issued by OCIMF (Oil Companies International Marine Forum).

- Operate the vessels with continuously properly trained, informed and motivated crews. Avitco LNG aims to ensure a stable and motivating work environment for both onshore and offshore employees, ensuring high retention rates. The Group is proactively seeking to identify requirements and needs for additional training through regular audits, master and management reviews. A healthy lifestyle is promoted by providing fresh and healthy food and physical exercise opportunities.

- Provide, equip and maintain the ships to the necessary standard as required by national regulation and international convention

Avoid safety hazards through preventive safety measures

- Establish contingency plans and execute drills and training to improve emergency preparedness to meet situations which represent dangers to life, health, environment, ship and cargo
- See to it that a safety management culture is implemented within the Company
- Use a reporting system for accidents, near accidents, non-conformities and improvements, with special attention to the learning effect through feedback of experience and suggestions for improvement.
- Use performing measures to continuously improve our operations

To accomplish the objectives Avitco LNG will plan, organise, perform, document and verify performance. Avitco LNG has a comprehensive Risk Management Program which includes detailed step by step risk assessment procedures.

Performance in 2020

The Company's senior management is actively engaged in monitoring Avitco LNG's performance in order to further encourage and promote positive trends, to provide advice and to take corrective action where negative trends are detected. Performance and results are measured using certain Key Performance Indicators (KPIs). KPI targets are resolved by senior management on an annual basis, and results are reported to senior management on a quarterly basis. Procedures and any new initiatives shall be part of the management review and include monitoring and measurements, adjustment of targets, and recording of achieved improvements. The procedures and activities shall be audited on a routine basis. The following main KPIs are the focus of Avitco LNG with regards to health and safety:

KPI	DEFINITION	RESULT 2020	RESULT 2019
LTI ¹ (Lost time injury frequency)	Number of accidents per one-million man-hours worked	0.0	2.1
TRECF (Total recordable case frequency)	The sum of all work related, lost time injuries, restricted work injuries and medical treatment injuries	0.0	2.1
Personnel injuries	Number of personnel injuries	0	2
Number of fatalities due to injuries	Number of deaths among the crew resulting from a work injury	NIL	NIL

Going forward

Performance in 2020 was satisfactory and there has been significant improvement from 2019. In 2021 Awilco LNG will continue efforts to improve and strengthen the safety culture. The Company's objectives are zero accidents and no personnel injuries.

Environmental impact

Background

Awilco LNG's potential environmental impact can be divided in three main components:

1. Emissions from fuel consumption
2. Major environmental accidents
3. Waste management including ballast water and spills

Although the shipping industry contributes with 3 to 4 % of the global annual CO₂ emissions to the atmosphere, marine transportation is generally considered as the most efficient form of transporting natural gas over long distances.

Awilco LNG's fleet consists of vessels with in-fuel propulsion systems, which mainly run on boil-off gas from the LNG cargo. When natural gas is cooled down to its liquefied state at minus 160 degrees Celsius, a certain amount of the LNG will naturally regasify into its gaseous state (boil-off gas). The boil-off gas is produced at a rate dependent on the outside temperature and the level of filling of the tanks and can either be reliquefied into LNG or used as fuel for propulsion of the vessels. Due to the cost and energy needed to power a reliquefaction process plant, very few vessels are outfitted with such plants. The boil-off gas is thus used for propulsion, which makes sense both economically, as natural gas is significantly cheaper than oil-based alternatives, and also environmentally, as natural gas is a considerably cleaner fuel than oil-based alternatives. Compared to oil-based fuels, natural gas emits 10-20 % less greenhouse-gases, virtually zero SO_x and particulate matter and 90 % less NO_x. Based on both environmental, logistical and economic factors LNG fueled vessels are considered by many, including DNV, as the only currently viable alternative to enable meeting future stricter environmental regulations applicable to the industry.

As LNG vessels carry regular bunkers for ballast voyages the potential for major environmental accidents mainly relate to the risk of a ship suffering a breach and subsequently leak substantial amounts of bunkers oil into the environment. The last potential impact is waste produced by the vessels.

discharge of untreated ballast water and potential spills of chemicals, bilge water and sludge etc. into the environment. Discharge of untreated ballast water may potentially introduce non-native organisms into marine environments worldwide.

Company policies and objectives

Based on the long-term goal of environmental excellence, and as set out in the Company's Safety Management & Environmental Protection Policy, Awilco LNG works toward minimising the environmental impact from its vessels with the goal of zero spills. The Company has adapted a zero-tolerance policy towards:

- Spills to the environment
- Emissions of ozone depleting substances
- Unauthorised disposal of garbage or waste to the marine environment

Additionally, Awilco LNG aims to minimise as far as practically possible the emission of CO₂, NO_x and SO_x from diesel combustion engines, boilers, incinerators and emissions from cargo and fuel oil tanks and systems through evaporation.

Awilco LNG shall adhere to national and international environmental laws and regulations, and constantly promote best practices identified within its own operations and the industry in order to improve the impact on the environment.

How we achieve our objectives

Our objectives are operationalised in the Company's Safety Management & Environmental Protection Policy. The objective of this policy is to ensure that the Company gives the highest priority to the environment through the following measures:

- Provide support to ships' operation by implementation of a well-structured Safety Management System (SMS) based on a well-defined management organisation. The SMS is an integral part of all our activities and includes instructions and procedures which contribute to the highest safety standards onboard our ships, ensuring that cargo is handled correctly and preventing situations which threaten the environment. The SMS is based on national and international requirements and standards for quality and safety, including the ISM code and the TMSA issued by OCIMF
- Management of the fleet is certified according to ISO 14001 and ISO 9001

- Operate the vessels with continuously properly trained, informed and motivated crews
- Provide, equip and maintain the ships to the necessary standard as required by national regulation and international convention. Both WLF and WRP/ride were delivered with ballast water treatment systems.
- Establish contingency plans and execute drills and training to improve emergency preparedness to meet situations which represent dangers to life, health, environment, ship and cargo
- See to it that a safety management culture is implemented within the Company
- Use a reporting system for accidents, near accidents, non-conformities and improvements, with special attention to the learning effect through feedback of experience and suggestions for improvement
- Antifouling paint systems with lowest resistance (Loton X200)
- Hull and engine performance monitoring systems are installed on the vessels and used for monitoring of performance (KUMA system)
- Optimisation of hull and propeller cleaning intervals to reduce drag and fuel consumption
- Replaced bottled water for crew with buying in bulk
- Improved waste handling onboard and increased amount of waste being sent ashore
- Implement a policy of environmentally friendly purchasing with approved vendors based not only on cost and quality but also environmental performance and focus; procurement and purchasing activities shall address environmental aspects such as:

- i. Reducing packaging volumes;
 - ii. Encouraging recycling activities; and
 - iii. Use of non-disposable and recyclable equipment and materials
- Onshore focus on saving energy, recycling and reducing use of single use plastics
 - Use performing measures to continuously improve our operations
 - Continuously consider vessel technical improvements and retrofit to reduce fuel consumption and lower environmental footprint

The same risk assessment procedures and continuous improvement tools and initiatives as described under Health and Safety above is utilised in Awilco LNG's work to reduce its environmental impact.

Performance in 2020

The Company's senior management is actively engaged in monitoring Awilco LNG's performance, in order to further encourage and promote positive trends, to provide advice and to take corrective action where negative trends are detected. Performance and results are measured using certain Key Performance Indicators (KPIs). KPI targets are resolved by senior management on an annual basis, and results are reported to senior management on a quarterly basis. Procedures and any new initiatives shall be part of the management review and include monitoring and measurements, adjustment of targets, and recording of achieved improvements. The procedures and activities shall be audited on a routine basis. The following main KPIs are the focus of Awilco LNG with regards to environmental impact:

KPI	DEFINITION	RESULT 2020		RESULT 2019	
		Number of releases of substances to the environment	The number of releases of substances to the environment covered by MARPOL Annex 1-6	NIL	NIL
CO ₂ efficiency laden voyages	The total mass of emitted CO ₂ in grams per cargo-unit-mile	7.40	5.7%		
NO _x efficiency laden voyages	The total mass of emitted NO _x in grams per cargo-unit-mile	0.142	0.083		
SO _x efficiency laden voyages	The total mass of emitted SO _x in grams per cargo-unit-mile	0.00038	0.00010		

Alternative performance measures

Alternative performance measures (APMs), defined as financial performance measures not within the applicable financial reporting framework, are used by Awitco LNG to provide supplemental information. Financial APMs are intended to enhance comparability of the results and cash flows from period to period, and it is Awitco LNG's experience that these are frequently used by analysts and investors.

These measures are adjusted IFRS measures defined, calculated and used consistently. Operational measures such as, but not limited to, volumes, utilisation and prices per MMBTU are not defined as financial APMs. Financial APMs should not be considered as a substitute for measures of performance in accordance with IFRS. Disclosures of APMs are subject to established internal control procedures. Awitco LNG's financial APMs:

- Net freight income¹: Freight income – Voyage related expenses
- EBIT: Net freight income – Operating expenses – Administration expenses – Depreciation and amortisation – Impairments
- EBITDA: EBIT + Depreciation and amortisation + Impairments
- Interest bearing debt: Long-term interest-bearing debt + Short-term interest-bearing debt + Pension liabilities + Other non-current liabilities
- Book equity ratio: Total equity divided by Total assets
- TCE (time charter equivalent): Net freight income including loss of hire insurance divided by the number of calendar days less off-hire days not covered by loss of hire insurance

The reconciliation of Net freight income, EBIT and EBITDA with IFRS figures can be derived directly from the Group's consolidated Income Statement.

¹When vessels operate in the spot market, freight income includes bunkers compensation and the fuel element of ballast bonuses, whereas voyage related expenses include the corresponding bunkers costs and other repositioning costs. The APM net freight income adjusts for this grossing up and provides for improved comparability of the Group's performance between periods.



Going forward

Environmental emissions are to a large extent dependent on charterers operations and type of fuel burned in ships engines. In 2021 Awitco LNG will continue efforts to reduce the Company's environmental footprint.

Anti-corruption

Company policies and objectives

Corruption is generally estimated to cost at least 5 % of global GDP each year. Reduced corruption would increase safety for seafarers, reduce costs of operations and reduce complexity and risk. Awitco LNG is a firm opponent of corruption in any form, and is committed to the highest ethical standard in business conduct worldwide. Awitco LNG desires fair and open competition in all markets, both nationally and internationally. Awitco LNG's policy is to comply with all applicable laws and governmental rules and regulations in the country in which it is operating.

How we achieve our objectives

The Company's anti-corruption policies are described in our Code of Ethics and Conduct document. The following policies to address the objectives have been implemented in the Company:

- No employee of the Company shall directly or indirectly offer, promise, give or receive bribe, illegal

or inappropriate gifts or other undue advantages or remuneration in order to achieve business or other personal advantage

- Under no circumstances shall the Company or any of its employees be part of actions that breach applicable competition legislation. Any employee is to confer with his or her immediate superior, the executive management or the board if he or she has a question with respect to the possible anti-competitive effect of particular transactions or becomes aware of any possible violation of applicable competitive legislation

Implementation of the Company's policies takes place through emphasis on awareness and the use of risk assessments on a Group level.

Performance in 2020

As in previous years, management has not become aware of any breaches of the Company's Code of Ethics and Conduct throughout the year.
Going forward

Going forward Awitco LNG will continue work to ensure that our standards of behaviour are according to the Code of Ethics and Conduct, and the Company expects that the positive results from previous years are upheld.



Awilco LNG ASA

PO Box 1583 Vik
0118 Oslo
Norway

Tel +47 22 01 42 00
Org no. 996 564 894

awilcolng.no



Building a better
working world

Statsautoriserte revisorer
Ernst & Young AS

Dronning Eufemias gate 6, NO-0191 Oslo
Postboks 1156 Sentrum, NO-0107 Oslo

Foretaksregisteret: NO 976 389 387 MVA
Tlf: +47 24 00 24 00

www.ey.no
Medlemmer av Den norske revisorforening

INDEPENDENT AUDITOR'S REPORT

To the Annual Shareholders' Meeting of Awilco LNG ASA

Report on the audit of the financial statements

Opinion

We have audited the financial statements of Awilco LNG ASA comprising the financial statements of the parent company and the Group. The financial statements of the parent company comprise the balance sheet as at 31 December 2020, the income statement, statements of cash flows and changes in equity for the year then ended and notes to the financial statements, including a summary of significant accounting policies. The consolidated financial statements comprise the balance sheet as at 31 December 2020, income statement, statements of comprehensive income, cash flows and changes in equity for the year then ended and notes to the financial statements, including a summary of significant accounting policies.

In our opinion,

- ▶ the financial statements are prepared in accordance with the law and regulations;
- ▶ the financial statements present fairly, in all material respects, the financial position of the parent company as at 31 December 2020, and of its financial performance and its cash flows for the year then ended in accordance with the Norwegian Accounting Act and accounting standards and practices generally accepted in Norway;
- ▶ the consolidated financial statements present fairly, in all material respects the financial position of the Group as at 31 December 2020 and of its financial performance and its cash flows for the year then ended in accordance with International Financial Reporting Standards as adopted by the EU.

Basis for opinion

We conducted our audit in accordance with laws, regulations, and auditing standards and practices generally accepted in Norway, including International Standards on Auditing (ISAs). Our responsibilities under those standards are further described in the *Auditor's responsibilities for the audit of the financial statements* section of our report. We are independent of the Company and the Group in accordance with the ethical requirements that are relevant to our audit of the financial statements in Norway, and we have fulfilled our ethical responsibilities as required by law and regulations. We have also complied with our other ethical obligations in accordance with these requirements. We believe that the audit evidence we have obtained is sufficient and appropriate to provide a basis for our opinion.

Key audit matters

Key audit matters are those matters that, in our professional judgment, were of most significance in our audit of the financial statements for 2020. These matters were addressed in the context of our audit of the financial statements as a whole, and in forming our opinion thereon, and we do not provide a separate opinion on these matters. For each matter below, our description of how our audit addressed the matter is provided in that context.

We have fulfilled the responsibilities described in the *Auditor's responsibilities for the audit of the financial statements* section of our report, including in relation to these matters. Accordingly, our audit included the performance of procedures designed to respond to our assessment of the risks of material misstatement of the financial statements. The results of our audit procedures, including the procedures performed to address the matters below, provide the basis for our audit opinion on the financial statements.



Building a better
working world

Impairment evaluation of vessels

Spot market conditions are volatile and seasonal, and as a result, management identified impairment indicators related to the vessels and tested recoverable amounts of the vessels. The impairment evaluation of vessels is dependent on estimates and assumptions regarding future day rates, vessel utilization, operating expenses, capital expenditures, useful lives and discount rate. Considering the extent of estimates and assumptions applied in the impairment evaluation, and management's involvement and judgment in establishing them, we assess impairment of vessels as a key audit matter. The Group recognized an impairment of nil in the 2020 consolidated financial statements.

We performed an evaluation of revenue and utilization assumptions in the cash flows estimated by management through comparison towards the Company's historical data and data from independent market analyst's sector reports. We compared operating expenditures to approved budgets and historical data. Furthermore, we compared the risk premiums used in the weighted average cost of capital with external data and considered management's adjustments for company specific factors. We considered the accuracy of management's prior year assumptions and evaluated the level of consistency applied in the valuation methodology from previous years. We also tested the mathematical accuracy of the valuation model and performed sensitivity analysis of the assumptions.

Refer to note 3 regarding estimation uncertainties and note 11 regarding vessels, the valuation model and the sensitivity to key assumptions.

Other information

Other information consists of the information included in the Company's annual report other than the financial statements and our auditor's report thereon. The Board of Directors and Chief Executive Officer (management) are responsible for the other information. Our opinion on the financial statements does not cover the other information, and we do not express any form of assurance conclusion thereon.

In connection with our audit of the financial statements, our responsibility is to read the other information, and, in doing so, consider whether the other information is materially inconsistent with the financial statements or our knowledge obtained in the audit, or otherwise appears to be materially misstated. If, based on the work we have performed, we conclude that there is a material misstatement of this other information, we are required to report that fact. We have nothing to report in this regard.

Responsibilities of management for the financial statements

Management is responsible for the preparation and fair presentation of these financial statements in accordance with the Norwegian Accounting Act and accounting standards and practices generally accepted in Norway for the financial statements of the parent company and International Financial Reporting Standards as adopted by the EU for the financial statements of the Group, and for such internal control as management determines is necessary to enable the preparation of financial statements that are free from material misstatement, whether due to fraud or error.

In preparing the financial statements, management is responsible for assessing the Company's ability to continue as a going concern, disclosing, as applicable, matters related to going concern and using the going concern basis of accounting, unless management either intends to liquidate the Company or to cease operations, or has no realistic alternative but to do so.

Auditor's responsibilities for the audit of the financial statements

Our objectives are to obtain reasonable assurance about whether the financial statements as a whole are free from material misstatement, whether due to fraud or error, and to issue an auditor's report that includes our opinion. Reasonable assurance is a high level of assurance, but is not a guarantee that an audit conducted in accordance with ISAs will always detect a material misstatement when it exists. Misstatements can arise from fraud or error and are considered material if, individually or in the aggregate, they could reasonably be expected to influence the economic decisions of users taken on the basis of these financial statements.

Independent auditor's report - Awilco LNG ASA

A member firm of Ernst & Young Global Limited

Penneo document key: LBWEE-TXG3V-1FH56-3NF5P-DXMX-T-5CXOF



Building a better
working world

As part of an audit in accordance with law, regulations and generally accepted auditing principles in Norway, including ISAs, we exercise professional judgment and maintain professional scepticism throughout the audit. We also:

- ▶ identify and assess the risks of material misstatement of the financial statements, whether due to fraud or error, design and perform audit procedures responsive to those risks, and obtain audit evidence that is sufficient and appropriate to provide a basis for our opinion. The risk of not detecting a material misstatement resulting from fraud is higher than for one resulting from error, as fraud may involve collusion, forgery, intentional omissions, misrepresentations, or the override of internal control.
- ▶ obtain an understanding of internal control relevant to the audit in order to design audit procedures that are appropriate in the circumstances, but not for the purpose of expressing an opinion on the effectiveness of the Company's internal control
- ▶ evaluate the appropriateness of accounting policies used and the reasonableness of accounting estimates and related disclosures made by management.
- ▶ conclude on the appropriateness of management's use of the going concern basis of accounting and, based on the audit evidence obtained, whether a material uncertainty exists related to events or conditions that may cast significant doubt on the Company's ability to continue as a going concern. If we conclude that a material uncertainty exists, we are required to draw attention in our auditor's report to the related disclosures in the financial statements or, if such disclosures are inadequate, to modify our opinion. Our conclusions are based on the audit evidence obtained up to the date of our auditor's report. However, future events or conditions may cause the Company to cease to continue as a going concern.
- ▶ evaluate the overall presentation, structure and content of the financial statements, including the disclosures, and whether the financial statements represent the underlying transactions and events in a manner that achieves fair presentation.
- ▶ obtain sufficient appropriate audit evidence regarding the financial information of the entities or business activities within the Group to express an opinion on the consolidated financial statements. We are responsible for the direction, supervision and performance of the group audit. We remain solely responsible for our audit opinion.

We communicate with those charged with governance regarding, among other matters, the planned scope and timing of the audit and significant audit findings, including any significant deficiencies in internal control that we identify during our audit.

We also provide those charged with governance with a statement that we have complied with relevant ethical requirements regarding independence, and communicate with them all relationships and other matters that may reasonably be thought to bear on our independence, and where applicable, related safeguards.

From the matters communicated with those charged with governance, we determine those matters that were of most significance in the audit of the financial statements of the current period and are therefore the key audit matters. We describe these matters in our auditor's report unless law or regulation precludes public disclosure about the matter or when, in extremely rare circumstances, we determine that a matter should not be communicated in our report because the adverse consequences of doing so would reasonably be expected to outweigh the public interest benefits of such communication.

Report on other legal and regulatory requirements

Opinion on the Board of Directors' report and on the statements on corporate governance and corporate social responsibility

Based on our audit of the financial statements as described above, it is our opinion that the information presented in the Board of Directors' report and in the statements on corporate governance and corporate social responsibility concerning the financial statements and) the going concern assumption is consistent with the financial statements and complies with the law and regulations.

Independent auditor's report - Awilco LNG ASA

A member firm of Ernst & Young Global Limited

Penneo document key: LBWEE-TXG3V-1FH56-3NF5P-DXMXT-5CXOF



Building a better
working world

4

Opinion on registration and documentation

Based on our audit of the financial statements as described above, and control procedures we have considered necessary in accordance with the International Standard on Assurance Engagements (ISAE) 3000, «Assurance Engagements Other than Audits or Reviews of Historical Financial Information», it is our opinion that management has fulfilled its duty to ensure that the Company's accounting information is properly recorded and documented as required by law and bookkeeping standards and practices accepted in Norway.

Oslo, 26 April 2021
ERNST & YOUNG AS

The auditor's opinion is signed electronically

Johan Lid Nordby
State Authorized Public Accountant

Penneo document key: LBWEE-TXG3V-1FH56-3NF5P-DXMXT-5CXOF

Independent auditor's report - Awilco LNG ASA

A member firm of Ernst & Young Global Limited



PENNEO

The signatures in this document are legally binding. The document is signed using Penneo™ secure digital signature. The identity of the signers has been recorded, and are listed below.

"By my signature I confirm all dates and content in this document."

Johan Nordby

Oppdragsansvarlig partner

On behalf of: Ernst & Young AS

Serial number: 9578-5997-4-729076

IP: 84.211.xxx.xxx

2021-04-26 09:11:20Z



Penneo document key: LBWEE-TXG3V-1FH56-3NF5P-DXIMXT-5CXOF

This document is digitally signed using Penneo.com. The digital signature data within the document is secured and validated by the computed hash value of the original document. The document is locked and timestamped with a certificate from a trusted third party. All cryptographic evidence is embedded within this PDF, for future validation if necessary.

How to verify the originality of this document

This document is protected by an Adobe CDS certificate. When you open the

document in Adobe Reader, you should see, that the document is certified by **Penneo e-signature service <penneo@penneo.com>**. This guarantees that the contents of the document have not been changed.

You can verify the cryptographic evidence within this document using the Penneo validator, which can be found at **<https://penneo.com/validate>**



Skattedirektoratet

Saksbehandler Torstein Kinden Helleland	Deres dato 10.06.2011	Vår dato 27.06.2011
Telefon 22078139	Deres referanse Jon Skule Storheill	Vår referanse 2011/588981

AWILCO LNG AS
Beddingen 8
0250 OSLO

Dispensasjon fra kravet om utarbeidelse av årsregnskap og årsberetning på norsk språk for Awilco LNG AS, org. nr. 996 564 894

Det vises til deres brev av 10. juni 2011 samt telefonsamtale i sakens anledning. Det søkes om dispensasjon fra kravet til å utarbeide årsregnskap og årsberetning på norsk språk for Awilco LNG AS.

Bakgrunn

Awilco LNG AS er et relativt nyetablert selskap innen skipsfartsnæringen. Selskapets hovedaktiviteter er å eie og operere LNG tankskip for internasjonal transport av LNG. All kommunikasjon med selskapets kunder, leverandører og øvrige samarbeidspartnere er på engelsk. Alle sentrale aktører og samarbeidspartnere innen denne bransjen behersker og benytter engelsk. Selskapet benytter også engelsk som arbeidsspråk og rapporterer all informasjon på engelsk.

Selskapet har for øyeblikket ingen gjeld, men ønsker å kunne henvende seg til det internasjonale finansmarkedet for å hente inn fremtidig finansiering. Den norske versjonen utarbeides kun for å tilfredsstillere regnskapsloven.

Skattedirektoratets vurdering og konklusjon

Etter regnskapsloven § 3-4 tredje ledd skal *”årsregnskapet og årsberetningen ... være på norsk. Departementet kan ved ... enkeltvedtak bestemme at årsregnskapet og/eller årsberetningen kan være på et annet språk.”*

I Ot. prp. nr. 42 (1997-1998) Om lov om årsregnskap m.v., er det uttalt følgende om regnskapslovens formål, jf. pkt. 1.1:

”Regjeringen har som siktemål at regnskapsloven skal bidra til informative regnskaper for ulike grupper av regnskapsbrukere. Regnskapsbrukerne er dels investorer og kreditorer som tilfører kapital til foretakene, og dels andre grupper som har interesse av å vite hvordan foretaket drives, f.eks. de ansatte og lokalsamfunnet. Informasjonen til kapitalmarkedet skal gi grunnlag for riktig prising av finansielle objekter. Riktig prisdannelse på aksjer er en forutsetning for at ressursbruken i samfunnsøkonomien skal bli best mulig. Gode regnskaper vil også gjøre det vanskeligere for markedsdeltakere å ta ut spekulasjonsgevinster med basis i skjevent fordelt informasjon.”

Postadresse Postboks 9200 Grønland 0134 Oslo	Besøksadresse Se www.skatteetaten.no Org. nr: 996250318	Sentralbord 800 80 000 Telefaks 22 17 08 60
For elektronisk henvendelse se www.skatteetaten.no		



Det fremgår således at et av hovedformålene med regnskapsloven er å bidra til "*informative regnskaper for ulike grupper av regnskapsbrukere*". Regnskapsbrukere vil omfatte, jf. uttalelsen i proposisjonen, blant andre investorer, kreditorer, ansatte og lokalsamfunnet.

Det er etter Skattedirektoratets vurdering derfor avgjørende ved vurdering av om dispensasjon fra kravet til å utarbeide årsregnskap og/eller årsberetning på norsk, at det ikke foreligger mulige brukere av regnskapsinformasjon som blir vesentlig berørt negativt ved en eventuell dispensasjon.

Som nevnt ovenfor er det særlig hensynet til brukerne av regnskapsinformasjon som skal vurderes ved en dispensasjonssøknad. Selskapets virksomhet er utpreget internasjonal og arbeidsspråket er engelsk. Selskapet har for øyeblikket ingen gjeld, men ønsker å kunne henvende seg til det internasjonale finansmarkedet for å hente inn fremtidig finansiering.

Skattedirektoratet gir på bakgrunn av en helhetsvurdering Awilco LNG AS dispensasjon fra kravet til å utarbeide årsregnskap og årsberetning på norsk språk, jf. regnskapsloven § 3-4 tredje ledd.

Dispensasjonen forutsetter at engelsk språk benyttes i stedet ved utarbeidelsen, og at øvrige opplysninger som vedtaket baserer seg på, heller ikke endres vesentlig.

Vennligst oppgi vår referanse ved henvendelser i anledning saken.

Med hilsen

Heide Lindsjorn
seksjonssjef
Rettsavdelingen, foretaksskatt
Skattedirektoratet

Torstein Kinden Helleland