

Årsredovisning

för

Eterni Holding Sverige AB

559201-4491

Räkenskapsåret

2022

Fastställelseintyg

Undertecknad verkställande direktör i Eterni Holding Sverige AB intygar att resultaträkningen och balansräkningen i årsredovisningen har fastställts på årsstämma 2023-06-26. Årsstämman beslutade att godkänna styrelsens förslag till resultatdisposition.

Jag intygar också att innehållet i årsredovisningen och revisionsberättelsen stämmer överens med originalen.

Linköping 2023-- 06-27



Patrick Hansson

Årsredovisning
för
Eterni Holding Sverige AB
559201-4491
Räkenskapsåret
2022

Styrelsen och verkställande direktören för Eterni Holding Sverige AB avger följande årsredovisning för räkenskapsåret 2022.

Årsredovisningen är upprättad i svenska kronor, SEK. Om inte annat särskilt anges, redovisas alla belopp i hela kronor (kr). Uppgifter inom parentes avser föregående år.

Förvaltningsberättelse

Information om verksamheten

Äga och förvalta akter i dotterbolag, Edda Group Sweden AB (namnändrat från Eterni Gruppen AB), org nr 559217-4618.

Företaget har sitt säte i Linköping.

Väsentliga händelser under räkenskapsåret

Per den 1 maj 2022 förvärvade Eterni Holding AB:s dotterbolag Edda Group Sweden AB samtliga aktier i Empleo Holding AB med org.nr 559142-7702. Verksamheten i Empleo Holding AB:s dotterbolag Empleo Växjö AB, Empleo Vetlanda AB, Empleo Ljungby AB och Empleo Värnamo AB bedrevs oförändrad till och med 31 december 2022.

Väsentliga händelser efter räkenskapsårets slut

Per den 1 januari 2023 överfördes all verksamhet i Edda Group Sweden AB:s dotterbolag Empleo Växjö AB, Empleo Vetlanda AB, Empleo Ljungby AB och Empleo Värnamo AB till dotterbolaget Eterni Sweden AB. Empleobolagens verksamhet bedrivs från 1 januari 2023 i Region "Sydmitt" med kontor i Växjö, Vetlanda, Ljungby och Värnamo.

| Flerårsöversikt (Tkr) | 2022 | 2021 | 2020 | 2019 (9 mån) |
|-----------------------------------|-------------|-------------|-------------|------------------------|
| Nettoomsättning | 0 | 0 | 0 | 0 |
| Resultat efter finansiella poster | -35 | -3 | -1 | -7 |
| Soliditet (%) | 100,0 | 100,0 | 100,0 | 100,0 |

Förändringar i eget kapital

| | Aktie- kapital | Fri överkurs- fond | Balanserat resultat | Årets resultat | Totalt |
|---|---------------------------|-------------------------------|--------------------------------|---------------------------|-------------------|
| Belopp vid årets ingång | 332 900 | 29 727 700 | -8 391 | -3 220 | 30 048 989 |
| Disposition enligt beslut av årsstämman: | | | | | |
| Balanseras i ny räkning | | | -3 220 | 3 220 | 0 |
| Årets resultat | | | | -35 462 | -35 462 |
| Belopp vid årets utgång | 332 900 | 29 727 700 | -11 611 | -35 462 | 30 013 527 |

Förslag till vinstdisposition

Styrelsen föreslår att till förfogande stående vinstmedel (kronor):

| | |
|------------------------|-------------------|
| fri överkursfond | 29 727 700 |
| ansamlad förlust | -11 611 |
| årets förlust | -35 462 |
| | 29 680 627 |
| disponeras så att | |
| i ny räkning överföres | 29 680 627 |
| | 29 680 627 |

Företagets resultat och ställning i övrigt framgår av efterföljande resultat- och balansräkning med noter.

Resultaträkning

| | Not | 2022-01-01 -2022-12-31 | 2021-01-01 -2021-12-31 |
|--|-----|---------------------------|---------------------------|
| Rörelsens intäkter | | | |
| Nettoomsättning | | 0 | 0 |
| | | 0 | 0 |
| Rörelsens kostnader | | | |
| Övriga externa kostnader | | -35 533 | -3 219 |
| | | -35 533 | -3 219 |
| Rörelseresultat | | -35 533 | -3 219 |
| Resultat från finansiella poster | | | |
| Övriga ränteintäkter och liknande resultatposter | | 71 | 0 |
| Räntekostnader och liknande resultatposter | | 0 | -1 |
| | | 71 | -1 |
| Resultat efter finansiella poster | | -35 462 | -3 220 |
| Resultat före skatt | | -35 462 | -3 220 |
| Årets resultat | | -35 462 | -3 220 |

| Balansräkning | Not | 2022-12-31 | 2021-12-31 |
|--|------------|-------------------|-------------------|
| TILLGÅNGAR | | | |
| Anläggningstillgångar | | | |
| <i>Finansiella anläggningstillgångar</i> | | | |
| Andelar i koncernföretag | 3 | 15 961 556 | 15 961 556 |
| | | 15 961 556 | 15 961 556 |
| Summa anläggningstillgångar | | 15 961 556 | 15 961 556 |
| Omsättningstillgångar | | | |
| <i>Kortfristiga fordringar</i> | | | |
| Fordringar hos koncernföretag | | 13 987 860 | 13 987 860 |
| | | 13 987 860 | 13 987 860 |
| <i>Kassa och bank</i> | | 64 111 | 99 573 |
| Summa omsättningstillgångar | | 14 051 971 | 14 087 433 |
| SUMMA TILLGÅNGAR | | 30 013 527 | 30 048 989 |

2023071239606

Balansräkning

Not

2022-12-31

2021-12-31

EGET KAPITAL OCH SKULDER

Eget kapital

Bundet eget kapital

Aktiekapital

332 900

332 900

332 900

332 900

Fritt eget kapital

Fri överkursfond

29 727 700

29 727 700

Balanserad vinst eller förlust

-11 611

-8 391

Årets resultat

-35 462

-3 220

29 680 627

29 716 089

Summa eget kapital

30 013 527

30 048 989

SUMMA EGET KAPITAL OCH SKULDER

30 013 527

30 048 989

Noter

Not 1 Redovisnings- och värderingsprinciper

Allmänna upplysningar

Årsredovisningen är upprättad i enlighet med årsredovisningslagen och BFNAR 2012:1 Årsredovisning och koncernredovisning (K3).

Redovisningsprinciperna är oförändrade jämfört med föregående år.

Finansiella instrument

Andelar i dotterföretag

Andelar i dotterföretag redovisas till anskaffningsvärde efter avdrag för eventuella nedskrivningar. I anskaffningsvärdet ingår köpeskillingen som erlagts för aktierna samt förvärvskostnader. Eventuella kapitaltillskott läggs till anskaffningsvärdet när de uppkommer.

Nyckeltalsdefinitioner

Nettoomsättning

Rörelsens huvudintäkter, fakturerade kostnader, sidointäkter samt intäktskorrigeringar.

Resultat efter finansiella poster

Resultat efter finansiella intäkter och kostnader men före bokslutsdispositioner och skatter.

Soliditet (%)

Justerat eget kapital (eget kapital och obeskattade reserver med avdrag för uppskjuten skatt) i procent av balansomslutning.

Not 2 Uppgifter om moderföretag

Moderföretag i den största koncern där företaget ingår och som upprättar koncernredovisning är Moment Group ApS med organisationsnummer 40730044 med säte i Köpenhamn, Danmark.

Eterni Holding Sverige AB upprättar inte koncernredovisning med hänvisning till ÅRL 7.2.

Not 3 Andelar i koncernföretag

| | 2022-12-31 | 2021-12-31 |
|---|-------------------|-------------------|
| Ingående anskaffningsvärden | 15 961 556 | 15 961 556 |
| Utgående ackumulerade anskaffningsvärden | 15 961 556 | 15 961 556 |
| Utgående redovisat värde | 15 961 556 | 15 961 556 |

Not 4 Väsentliga händelser efter räkenskapsårets slut

Per den 1 januari 2023 överfördes all verksamhet i Edda Group Sweden AB:s dotterbolag Empleo Växjö AB, Empleo Vetlanda AB, Empleo Ljungby AB och Empleo Värnamo AB till dotterbolaget Eterni Sweden AB. Empleo bolagens verksamhet bedrivs från 1 januari 2023 i Region "Sydmitt" med kontor i Växjö, Vetlanda, Ljungby och Värnamo.

Linköping den dag som framgår av min elektroniska underskrift

Thomas Gleerup
Ordförande

Stian Nygård

Patrick Hansson
Verkställande direktör

Vår revisionsberättelse har lämnats den dag som framgår av min elektroniska underskrift

Ernst & Young Aktiebolag

Magnus Eriksson
Auktoriserad revisor

PENNEO

Signaturerna i detta dokument är juridiskt bindande. Dokumentet är signerat genom Penneo™ för säker digital signering.
Tecknarnas identitet har lagrats, och visas nedan.

"Med min signatur bekräftar jag innehållet och alla datum i detta dokumentet."

2023071239610

PATRICK HANSSON

VD

Serienummer: 19680120xxxx

IP: 213.204.xxx.xxx

2023-06-19 13:11:55 UTC



Stian Nygård

Styrelseledamot

Serienummer: 9578-5998-4-1240116

IP: 193.90.xxx.xxx

2023-06-20 06:29:32 UTC



Thomas Gleerup

Styrelseordförande

Serienummer: fe3417be-a329-47a6-9215-847562500a88

IP: 193.213.xxx.xxx

2023-06-20 07:39:54 UTC



Magnus Roland Eriksson

Auktoriserad revisor

Serienummer: 19731125xxxx

IP: 145.62.xxx.xxx

2023-06-20 08:24:36 UTC



Detta dokument är digitalt signerat genom Penneo.com. Den digitala signeringsdatan i dokumentet är säkrad och validerad genom det datorgenererade hashvärdet hos det originella dokumentet. Dokumentet är låst och tidsstämplat med ett certifikat från en betrodd tredje part. All kryptografisk information är innesluten i denna PDF, för framtida validering om så krävs.

Hur man verifierar originaliteten hos dokumentet

Detta dokument är skyddat genom ett Adobe CDS certifikat. När du öppnar

dokumentet i Adobe Reader bör du se att dokumentet är certifierat med **Penneo e-signature service** <penneo@penneo.com> Detta garanterar att dokumentets innehåll inte har ändrats.

Du kan verifiera den kryptografiska informationen i dokumentet genom att använda Penneos validator, som finns på <https://penneo.com/validator>



Revisionsberättelse

Till bolagsstämman i Eterni Holding Sverige AB, org.nr 559201-4491

Rapport om årsredovisningen

Vi har utfört en revision av årsredovisningen för Eterni Holding Sverige AB för räkenskapsåret 2022-01-01 – 2022-12-31.

Enligt vår uppfattning har årsredovisningen upprättats i enlighet med årsredovisningslagen och ger en i alla väsentliga avseenden rättvisande bild av Eterni Holding Sverige ABs finansiella ställning per den 31 december 2022 och av dess finansiella resultat för året enligt årsredovisningslagen. Förvaltningsberättelsen är förenlig med årsredovisningens övriga delar.

Vi tillstyrker därför att bolagsstämman fastställer resultaträkningen och balansräkningen.

Vi har utfört revisionen enligt International Standards on Auditing (ISA) och god revisionssed i Sverige. Vårt ansvar enligt dessa standarder beskrivs närmare i avsnittet Revisorns ansvar. Vi är oberoende i förhållande till Eterni Holding Sverige AB enligt god revisionssed i Sverige och har i övrigt fullgjort vårt yrkesetiska ansvar enligt dessa krav.

Vi anser att de revisionsbevis vi har inhämtat är tillräckliga och ändamålsenliga som grund för våra uttalanden.

Det är styrelsen och verkställande direktören som har ansvaret för att årsredovisningen upprättas och att den ger en rättvisande bild enligt årsredovisningslagen. Styrelsen och verkställande direktören ansvarar även för den interna kontroll som de bedömer är nödvändig för att upprätta en årsredovisning som inte innehåller några väsentliga felaktigheter, vare sig dessa beror på oegentligheter eller misstag.

Vid upprättandet av årsredovisningen ansvarar styrelsen och verkställande direktören för bedömningen av bolagets förmåga att fortsätta verksamheten. De upplyser, när så är tillämpligt, om förhållanden som kan påverka förmågan att fortsätta verksamheten och att använda antagandet om fortsatt drift. Antagandet om fortsatt drift tillämpas dock inte om styrelsen och verkställande direktören avser att likvidera bolaget, upphöra med verksamheten eller inte har något realistiskt alternativ till att göra något av detta.

Våra mål är att uppnå en rimlig grad av säkerhet om att årsredovisningen som helhet inte innehåller några väsentliga felaktigheter, vare sig dessa beror på oegentligheter eller misstag, och att lämna en revisionsberättelse som innehåller våra uttalanden. Rimlig säkerhet är en hög grad av säkerhet, men är ingen garanti för att en revision som utförs enligt ISA och god revisionssed i Sverige alltid kommer att upptäcka en väsentlig felaktighet om en sådan finns. Felaktigheter kan uppstå på grund av oegentligheter eller misstag och anses vara väsentliga om de enskilt eller tillsammans rimligen kan förväntas påverka de ekonomiska beslut som användare fattar med grund i årsredovisningen.

Som del av en revision enligt ISA använder vi professionellt omdöme och har en professionellt skeptisk inställning under hela revisionen. Dessutom:

- identifierar och bedömer vi riskerna för väsentliga felaktigheter i årsredovisningen, vare sig dessa beror på oegentligheter eller misstag, utformar och utför granskningsåtgärder bland annat utifrån dessa risker och inhämtar revisionsbevis som är tillräckliga och ändamålsenliga för att utgöra en grund för våra uttalanden. Risker för att inte upptäcka en väsentlig felaktighet till följd av oegentligheter är högre än för en väsentlig felaktighet som beror på misstag, eftersom oegentligheter kan innefatta agerande i maskopi, förfalskning, avsiktliga utelämnanden, felaktig information eller åsidosättande av intern kontroll.
- skaffar vi oss en förståelse av den del av bolagets interna kontroll som har betydelse för vår revision för att utforma granskningsåtgärder som är lämpliga med hänsyn till omständigheterna, men inte för att uttala oss om effektiviteten i den interna kontrollen.
- utvärderar vi lämpligheten i de redovisningsprinciper som används och rimligheten i styrelsens och verkställande direktörens uppskattningar i redovisningen och tillhörande upplysningar.
- drar vi en slutsats om lämpligheten i att styrelsen och verkställande direktören använder antagandet om fortsatt drift vid upprättandet av årsredovisningen. Vi drar också en slutsats, med grund i de inhämtade revisionsbevisen, om det finns någon väsentlig osäkerhetsfaktor som avser sådana händelser eller förhållanden som kan leda till betydande tvivel om bolagets förmåga att fortsätta verksamheten. Om vi drar slutsatsen att det finns en väsentlig osäkerhetsfaktor, måste vi i revisionsberättelsen fästa uppmärksamheten på upplysningarna i årsredovisningen om den väsentliga osäkerhetsfaktorn eller, om sådana upplysningar är otillräckliga, modifiera uttalandet om årsredovisningen. Våra slutsatser baseras på de revisionsbevis som inhämtas fram till datumet för revisionsberättelsen. Dock kan framtida händelser eller förhållanden göra att ett bolag inte längre kan fortsätta verksamheten.
- utvärderar vi den övergripande presentationen, strukturen och innehållet i årsredovisningen, däribland upplysningarna, och om årsredovisningen återger de underliggande transaktionerna och händelserna på ett sätt som ger en rättvisande bild.

Vi måste informera styrelsen om bland annat revisionens planerade omfattning och inriktning samt tidpunkten för den. Vi måste också informera om betydelsefulla iakttagelser under revisionen, däribland de eventuella betydande brister i den interna kontrollen som vi identifierat.



Rapport om andra krav enligt lagar och andra författningar

Utöver vår revision av årsredovisningen har vi även utfört en revision av styrelsens och verkställande direktörens förvaltning av Eterni Holding Sverige AB för räkenskapsåret 2022-01-01 – 2022-12-31 samt av förslaget till dispositioner beträffande bolagets vinst eller förlust.

Vi tillstyrker att bolagsstämman disponerar vinsten enligt förslaget i förvaltningsberättelsen och beviljar styrelsens ledamöter och verkställande direktören ansvarsfrihet för räkenskapsåret.

Vi har utfört revisionen enligt god revisions sed i Sverige. Vårt ansvar enligt denna beskrivs närmare i avsnittet Revisorns ansvar. Vi är oberoende i förhållande till Eterni Holding Sverige AB enligt god revisors sed i Sverige och har i övrigt fullgjort vårt yrkesetiska ansvar enligt dessa krav.

Vi anser att de revisionsbevis vi har inhämtat är tillräckliga och ändamålsenliga som grund för våra uttalanden.

Det är styrelsen som har ansvaret för förslaget till dispositioner beträffande bolagets vinst eller förlust. Vid förslag till utdelning innefattar detta bland annat en bedömning av om utdelningen är försvarlig med hänsyn till de krav som bolagets verksamhetsart, omfattning och risker ställer på storleken av bolagets egna kapital, konsolideringsbehov, likviditet och ställning i övrigt.

Styrelsen ansvarar för bolagets organisation och förvaltningen av bolagets angelägenheter. Detta innefattar bland annat att fortlöpande bedöma bolagets ekonomiska situation och att tillse att bolagets organisation är utformad så att bokföringen, medelsförvaltningen och bolagets ekonomiska angelägenheter i övrigt kontrolleras på ett betryggande sätt. Verkställande direktören ska sköta den löpande förvaltningen enligt styrelsens riktlinjer och anvisningar och bland annat vidta de åtgärder som är nödvändiga för att bolagets bokföring ska fullgöras i överensstämmelse med lag och för att medelsförvaltningen ska skötas på ett betryggande sätt.

Vårt mål beträffande revisionen av förvaltningen, och därmed vårt uttalande om ansvarsfrihet, är att inhämta revisionsbevis för att med en rimlig grad av säkerhet kunna bedöma om någon styrelseledamot eller verkställande direktören i något väsentligt avseende:

- företagit någon åtgärd eller gjort sig skyldig till någon försummelse som kan föranleda ersättningsskyldighet mot bolaget, eller
- på något annat sätt handlat i strid med aktiebolagslagen, årsredovisningslagen eller bolagsordningen.

Vårt mål beträffande revisionen av förslaget till dispositioner av bolagets vinst eller förlust, och därmed vårt uttalande om detta, är att med rimlig grad av säkerhet bedöma om förslaget är förenligt med aktiebolagslagen.

Rimlig säkerhet är en hög grad av säkerhet, men ingen garanti för att en revision som utförs enligt god revisions sed i Sverige alltid kommer att upptäcka åtgärder eller försummelser som kan föranleda ersättningsskyldighet mot bolaget, eller att ett förslag till dispositioner av bolagets vinst eller förlust inte är förenligt med aktiebolagslagen.

Som en del av en revision enligt god revisions sed i Sverige använder vi professionellt omdöme och har en professionellt skeptisk inställning under hela revisionen. Granskningen av förvaltningen och förslaget till dispositioner av bolagets vinst eller förlust grundar sig främst på revisioner av räkenskaperna. Vilka tillkommande granskningsåtgärder som utförs baseras på vår professionella bedömning med utgångspunkt i risk och väsentlighet. Det innebär att vi fokuserar granskningen på sådana åtgärder, områden och förhållanden som är väsentliga för verksamheten och där avsteg och överträdelser skulle ha särskild betydelse för bolagets situation. Vi går igenom och prövar fattade beslut, beslutsunderlag, vidtagna åtgärder och andra förhållanden som är relevanta för vårt uttalande om ansvarsfrihet. Som underlag för vårt uttalande om styrelsens förslag till dispositioner beträffande bolagets vinst eller förlust har vi granskat om förslaget är förenligt med aktiebolagslagen.

Linköping datum enligt den digitala signaturen

Ernst & Young AB

Magnus Eriksson
Auktoriserad revisor

PENNEO

Signaturerna i detta dokument är juridiskt bindande. Dokumentet är signerat genom Penneo™ för säker digital signering.
Tecknarnas identitet har lagrats, och visas nedan.

"Med min signatur bekräftar jag innehållet och alla datum i detta dokumentet."

Magnus Roland Eriksson

Auktoriserad revisor

Serienummer: 19731125xxxx

IP: 145.62.xxx.xxx

2023-06-20 08:24:36 UTC



Detta dokument är digitalt signerat genom Penneo.com. Den digitala signeringsdatan i dokumentet är säkrad och validerad genom det datorgenererade hashvärdet hos det originella dokumentet. Dokumentet är låst och tidsstämplat med ett certifikat från en betrodd tredje part. All kryptografisk information är innesluten i denna PDF, för framtida validering om så krävs.

Hur man verifierar originaliteten hos dokumentet

Detta dokument är skyddat genom ett Adobe CDS certifikat. När du öppnar

dokumentet i Adobe Reader bör du se att dokumentet är certifierat med **Penneo e-signature service** <penneo@penneo.com> Detta garanterar att dokumentets innehåll inte har ändrats.

Du kan verifiera den kryptografiska informationen i dokumentet genom att använda Penneos validator, som finns på <https://penneo.com/validator>

Edda Group ApS

Vester Farimagsgade 15, 5., 1606 København V, Denmark

CVR no. 40 73 00 44

Annual report 2022

Approved at the Company's annual general meeting on 2 June 2023

Chair of the meeting:

.....
Jeff Olsen Gravenhorst

Contents

| | |
|---|----|
| Statement by the Board of Directors and the Executive Board | 2 |
| Independent auditor's report | 3 |
| Management's review | 5 |
| Consolidated financial statements and parent company financial statements 1 January - 31 December | 13 |
| Income statement | 13 |
| Balance sheet | 14 |
| Statement of changes in equity | 16 |
| Cash flow statement | 17 |
| Notes to the financial statements | 18 |

2023071239612

Statement by the Board of Directors and the Executive Board

Today, the Board of Directors and the Executive Board have discussed and approved the annual report of Edda Group ApS for the financial year 1 January - 31 December 2022.

The annual report is prepared in accordance with the Danish Financial Statements Act.

In our opinion, the consolidated financial statements and the parent company financial statements give a true and fair view of the financial position of the Group and the Company at 31 December 2022 and of the results of the Group's and the Company's operations and of the consolidated cash flows for the financial year 1 January - 31 December 2022.

Further, in our opinion, the Management's review gives a fair review of the matters discussed in the Management's review.

We recommend that the annual report be approved at the annual general meeting.

Copenhagen, 2 June 2023
Executive Board:

.....
Thomas Gleerup
CEO

Board of Directors:

.....
Jeff Olsen Gravenhorst
Chairman

.....
Christian Gyamos Schmidt-
Jacobsen

.....
Morten Thune Højberg

.....
Peter Nyegaard

.....
Flemming Tovdal Schmidt

.....
Per-Arne Gulbrandsen

2023071239613

Penneo document kev: 8D7PZ-YHT8H-SGFLH-S7HZ6-OP4E0-7EESY

Independent auditor's report

To the shareholder of Edda Group ApS

Opinion

We have audited the consolidated financial statements and the parent company financial statements of Edda Group ApS for the financial year 1 January - 31 December 2022, which comprise income statement, balance sheet, statement of changes in equity and notes, including accounting policies, for the Group and the Parent Company, and a consolidated cash flow statement. The consolidated financial statements and the parent company financial statements are prepared in accordance with the Danish Financial Statements Act.

In our opinion, the consolidated financial statements and the parent company financial statements give a true and fair view of the financial position of the Group and the Parent Company at 31 December 2022, and of the results of the Group's and Parent Company's operations as well as the consolidated cash flows for the financial year 1 January - 31 December 2022 in accordance with the Danish Financial Statements Act.

Basis for opinion

We conducted our audit in accordance with International Standards on Auditing (ISAs) and the additional requirements applicable in Denmark. Our responsibilities under those standards and requirements are further described in the "Auditor's responsibilities for the audit of the consolidated financial statements and the parent Company financial statements" (hereinafter collectively referred to as "the financial statements") section of our report. We believe that the audit evidence we have obtained is sufficient and appropriate to provide a basis for our opinion.

Independence

We are independent of the Group in accordance with the International Ethics Standards Board for Accountants' International Code of Ethics for Professional Accountants (IESBA Code) and the additional ethical requirements applicable in Denmark, and we have fulfilled our other ethical responsibilities in accordance with these requirements and the IESBA Code.

Management's responsibilities for the financial statements

Management is responsible for the preparation of consolidated financial statements and parent company financial statements that give a true and fair view in accordance with the Danish Financial Statements Act and for such internal control as Management determines is necessary to enable the preparation of financial statements that are free from material misstatement, whether due to fraud or error.

In preparing the financial statements, Management is responsible for assessing the Group's and the Parent Company's ability to continue as a going concern, disclosing, as applicable, matters related to going concern and using the going concern basis of accounting in preparing the financial statements unless Management either intends to liquidate the Group or the Parent Company or to cease operations, or has no realistic alternative but to do so.

Auditor's responsibilities for the audit of the financial statements

Our objectives are to obtain reasonable assurance as to whether the financial statements as a whole are free from material misstatement, whether due to fraud or error and to issue an auditor's report that includes our opinion. Reasonable assurance is a high level of assurance, but is not a guarantee that an audit conducted in accordance with ISAs and the additional requirements applicable in Denmark will always detect a material misstatement when it exists. Misstatements can arise from fraud or error and are considered material if, individually or in the aggregate, they could reasonably be expected to influence the economic decisions of users taken on the basis of the financial statements.

As part of an audit conducted in accordance with ISAs and the additional requirements applicable in Denmark, we exercise professional judgement and maintain professional scepticism throughout the audit. We also:

Independent auditor's report

- Identify and assess the risks of material misstatement of the financial statements, whether due to fraud or error, design and perform audit procedures responsive to those risks and obtain audit evidence that is sufficient and appropriate to provide a basis for our opinion. The risk of not detecting a material misstatement resulting from fraud is higher than for one resulting from error, as fraud may involve collusion, forgery, intentional omissions, misrepresentations or the override of internal control.
- Obtain an understanding of internal control relevant to the audit in order to design audit procedures that are appropriate in the circumstances, but not for the purpose of expressing an opinion on the effectiveness of the Group's and the Parent Company's internal control.
- Evaluate the appropriateness of accounting policies used and the reasonableness of accounting estimates and related disclosures made by Management.
- Conclude on the appropriateness of Management's use of the going concern basis of accounting in preparing the financial statements and, based on the audit evidence obtained, whether a material uncertainty exists related to events or conditions that may cast significant doubt on the Group's and the Parent Company's ability to continue as a going concern. If we conclude that a material uncertainty exists, we are required to draw attention in our auditor's report to the related disclosures in the financial statements or, if such disclosures are inadequate, to modify our opinion. Our conclusions are based on the audit evidence obtained up to the date of our auditor's report. However, future events or conditions may cause the Group and the Parent Company to cease to continue as a going concern.
- Evaluate the overall presentation, structure and contents of the financial statements, including the note disclosures, and whether the financial statements represent the underlying transactions and events in a manner that gives a true and fair view.
- Obtain sufficient appropriate audit evidence regarding the financial information of the entities or business activities within the Group to express an opinion on the consolidated financial statements. We are responsible for the direction, supervision and performance of the group audit. *We remain solely responsible for our audit opinion.*

We communicate with those charged with governance regarding, among other matters, the planned scope and timing of the audit and significant audit findings, including any significant deficiencies in internal control that we identify during our audit.

Statement on the Management's review

Management is responsible for the Management's review.

Our opinion on the financial statements does not cover the Management's review, and we do not express any form of assurance conclusion thereon.

In connection with our audit of the financial statements, our responsibility is to read the Management's review and, in doing so, consider whether the Management's review is materially inconsistent with the financial statements or our knowledge obtained during the audit, or otherwise appears to be materially misstated.

Moreover, it is our responsibility to consider whether the Management's review provides the information required under the Danish Financial Statements Act.

Based on the work we have performed, we conclude that the Management's review is in accordance with the financial statements and has been prepared in accordance with the requirements of the Danish Financial Statements Act. We did not identify any material misstatement of the Management's review.

Copenhagen, 2 June 2023
EY Godkendt Revisionspartnerselskab
CVR no. 30 70 02 28

Søren Skov Larsen
State Authorised Public Accountant
mne26797

Henrik Pedersen
State Authorised Public Accountant
mne35456

Management's review

Company details

Name Edda Group ApS
Address, Postal code, City Vester Farimagsgade 15, 5., 1606 København V, Denmark

CVR no. 40 73 00 44
Established 15 August 2019
Registered office Copenhagen
Financial year 1 January - 31 December

Board of Directors
Jeff Olsen Gravenhorst, Chairman
Christian Gyms Schmidt-Jacobsen
Morten Thune Højberg
Peter Nyegaard
Flemming Tovdal Schmidt
Per-Arne Gulbrandsen

Executive Board
Thomas Gleerup, CEO

Auditors
EY Godkendt Revisionspartnerselskab
Dirch Passers Allé 36, P.O. Box 250, 2000 Frederiksberg,
Denmark

2023071239616

Penneo document key: 8D7PZ-YHT8H-SGFLH-S7HZ6-OP4E0-7EESY

Management's review

Financial highlights for the Group

| DKK'000 | 2022 | 2021 |
|---|-----------|-----------|
| Key figures | | |
| Revenue | 2,291,646 | 1,989,794 |
| Earnings before interest, taxes, depreciation and amortisation (EBITDA) | 63,730 | 51,658 |
| Profit before interest and tax (EBIT) | -24,969 | -525 |
| Net financials | -11,917 | -13,065 |
| Profit/loss before tax | -36,887 | -13,590 |
| Profit/loss for the year | -42,013 | -19,361 |
| Fixed assets | 672,223 | 697,600 |
| Non-fixed assets | 445,402 | 546,852 |
| Total assets | 1,117,625 | 1,244,452 |
| Investments in property, plant and equipment | 2,796 | 2,051 |
| Equity | 168,078 | 211,489 |
| Cash flows from operating activities | -7,648 | 92,160 |
| Net cash flows from investing activities | -112,782 | -552,410 |
| Cash flows from financing activities | 124,149 | 584,561 |
| Total cash flows | 3,719 | 124,311 |
| Financial ratios | | |
| EBITDA-margin | 2.8% | 2.6% |
| Equity ratio | 15.0% | 17.0% |
| Return on equity | -22.1% | -18.3% |
| Average number of full-time employees | 5,511 | 4,858 |

For terms and definitions, please see the accounting policies.

Key figures related to the income statement is not reflecting the full year effect of completed acquisitions during years.

Management's review

Business review

Edda Group ApS was established for the sole purpose of acquiring 100% of the shares in Moment A/S on 01 February 2021. The main activities of Edda Group ApS consist of owning capital shares in subsidiaries and providing management services.

Edda Group ApS, together with its subsidiaries (the "Company"), is one of the leading providers of flexible employment services in Scandinavia. It operates through a range of specialist brands including Moment, Eterni, PVS, Elektro Personell, Safejob and Chabber. It serves clients across a range of industries with temporary or permanent workforce solutions or access to specialist talent. During 2022 the Company has updated its corporate branding strategy and changed its group name from Moment to Edda which better differentiates its group brand from local go to market brands.

The Company is headquartered in Copenhagen, Denmark with its core markets being Denmark, Sweden and Norway. In addition, the company uses recruitment channels in eastern Europe for sourcing of candidates. It has 22 offices, where 295 expert employees support customers in either identifying or fulfilling their workforce needs.

The Company is indirectly majority owned by Danish private equity fund Axcel.

Recognition and measurement uncertainties

During the financial year, there has been no significant deviation by recognition and measurement of account entries in neither the group accounts nor the financial report respectively. Goodwill and intangibles are tested for impairment annually and there are no indications for impairment.

Financial review

The consolidated reported revenue of the Company amounted to DKK 2,292 million against a revenue of DKK 1,990 million last year.

The consolidated reported EBITDA amounted to DKK 63.7 million against an EBITDA of DKK 51.7 million last year. The Company has incurred non-recurring costs during the financial year related to acquisitions, restructuring and other items which are impacting the reported profitability negatively. Adjusting for these non-recurring items, consolidated reported EBITDA is DKK 88.7 million.

Both the reported revenue and EBITDA is not reflecting the full year effect of completed acquisitions. As such, underlying revenue and profitability is higher than the reported figures and are not directly comparable year over year.

Shareholders equity on 31 December 2022 amounted to DKK 168 million and consolidated total assets to DKK 1,118 million.

Operating cash flow amounted to DKK 17.5 million, impacted by reductions in government financing support programs related to COVID-19 measures. In addition to the reported cash the Company has available facilities to secure both operational fluctuations in cash flow and M&A.

Management considers the group's financial performance in the year satisfactory considering the softer market conditions and in line with previous years expectations.

Knowledge resources

An inherent part of the Company's business model is to identify, attract and retain the best resources for its clients. The low current unemployment and high competition for talented employees is positive for the demand of the Company's services, but also makes it more difficult to source relevant candidates.

Internally, the standardized processes and increased investments in IT systems and digitalization ensure that the Company employees' knowledge is shared and documented. Therefore, the Company's vulnerability related to individual knowledge of employees is assessed to be limited.

Management's review

Financial risks and use of financial instruments

Due to the nature of the business the Company is exposed to changes in legislation and GDP in each market it operates. These risks are an inherent part of our business operations and managed both through monthly, quarterly, and annual business reviews and planning processes, but the Company also has a deliberate aim to focus on segments having resilience to economic cycles.

The Company is exposed to financial risks related to changes in interest rates and foreign currency. The Company uses interest rate swaps to manage its exposure to changes in interest rates. Foreign currency exposures are mainly related to investments in subsidiaries in Norway and Sweden and the Company manages this risk by funding the investments in local currency.

The Company is also exposed to credit risk from its clients and uses a combination of internal processes and credit insurance to manage this risk.

The Company uses IT to a significant extent and is vulnerable to interruptions of operations and breaches of the established security. The Company continuously seeks to improve its IT security to ensure that a high level of security is maintained at all times.

Statutory CSR report

Our key corporate values are responsibility, passion, and team spirit. For us, responsibility means taking responsibility both for each other from day to day and for the community we are part of.

As a natural extension of our social responsibility, Moment AS joined the UN's CSR program, the Global Compact, in 2009.

This has always been an underlying part of our business processes, and we always work focused on raising the standards and as a minimum living up to the requirements within the areas of human rights, labor standards, environment, and anti-corruption.

We strive to create a working environment with room for people to be themselves, cheering on differences in perspectives, habits, and core assumptions. By creating opportunities for individuals, we create value together. Therefore, our commitment to operate sustainably and socially beneficially is profound.

There are many ESG considerations to consider, and we have chosen to focus on the most relevant Sustainable Development Goals (SDGs) for Edda Group and the underlying businesses. The goals we have chosen are where we believe we can have the most significant impact.

The Company engages actively in the public debate with our experience in the labor market. Part of our strategy is to perform analyses among our target groups such as students, graduates, candidates, and many expert groups within the business community. Given our significant size, our participation in the debate is based on statistically well-founded data, which enables decision-makers to base employment policy on facts.

In terms of society, we also take responsibility by improving interaction and flexibility between students, recent graduates as well as more experienced candidates, and the business community. The Company plays an essential role by offering jobs at many Nordic companies and public institutions, thereby contributing by creating better job conditions for many people.

The Company handles the entire job process from advertising to the administration of salary and holiday allowance. Our consultants are specialized in the entire process, and as a temporary worker employed by the Company, we can guarantee that all terms offered to adhere to the applicable legislation and the work is carried out under proper conditions.

Management's review

Business Model

Edda Group is a workforce solutions company offering both flexible placement and permanent placement services to its clients in Denmark, Norway, and Sweden.

Within flexible placement services we recruit and manage workers and take care of onboarding, training, payrolling and administration. Within our permanent placement services, we assist clients in hiring the right talent through sourcing, screening, interviewing, and assessment of candidates.

We have organized our services in 4 business lines. Office, Production & Logistics, Construction and Pedagogic, serving clients within both private and public sectors and a wide range of industries.

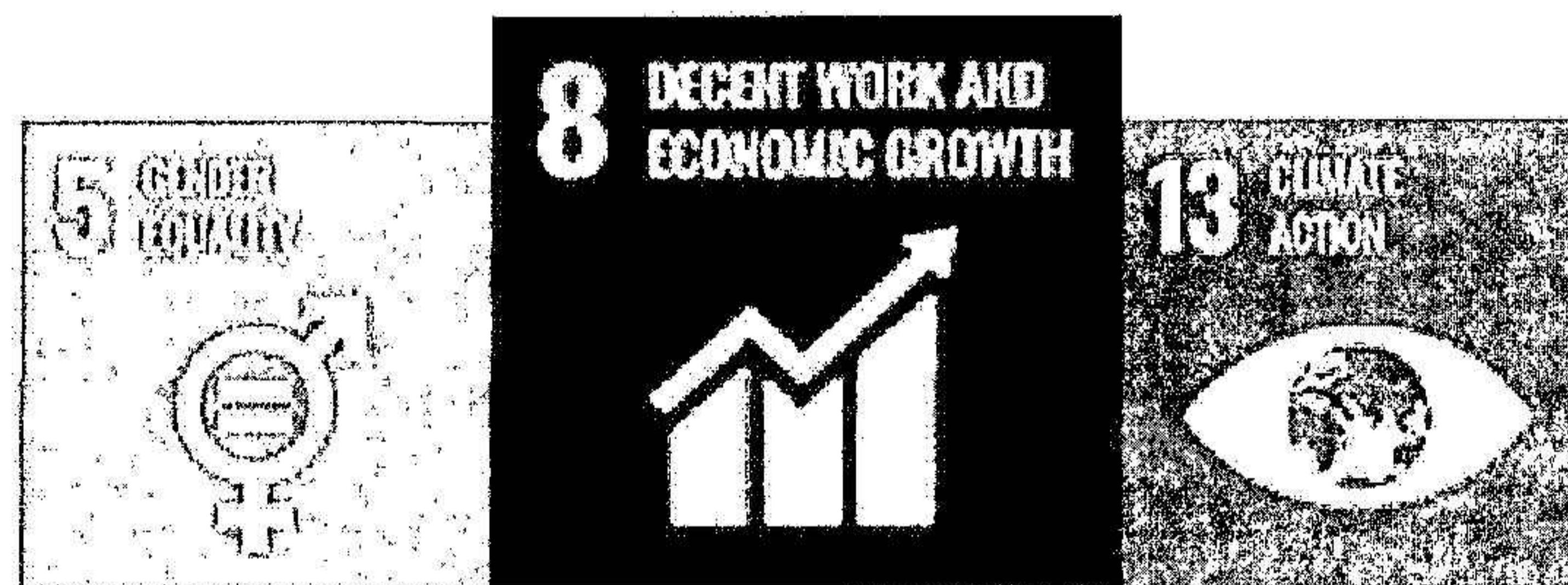
UN Global Compact

Moment A/S acceded to UN Global Compact in 2009. The entire Company has since 2021 acceded to UN Global Compact.

We have an ESG committee with members of our management and departments. The ESG committee selects focus areas and conducts campaigns, which contribute to the development of the Company's standards i.e. within the ten principles. The ESG committee provides information on the intranet, and internet and through postings gives advice, guidance, and news based on committee meetings.

The full COP report will be on the website of www.eddagroup.com, when published end of April 2023.

Our general focus besides the UN Global Compact's ten principles within sustainable development is a special commitment to the following three SDGs:



Human rights

The Company respects and observes international human rights and complies with Danish legislation within the area. Since its establishment, the Company has focused on employee rights and on creating better working conditions for our temporary workers, candidates, and our internal employees. Furthermore, The Company disapproves of all kinds of discrimination based on age, nationality, religion, disability, and the like. Our key risks relate to individual workers labor rights, including wages and benefits, working hours, health, safety, and discrimination. The Company is a member of the industry confederations in Denmark, Norway, and Sweden. Through those organizations, we stay abreast of developments in the labor market and legislation to be able to quickly adapt our procedures for the benefit of those working for the Company.

During 2022, the Company employed a Group Legal Counsel to increase the focus in all the Nordics on rights and collective agreements and to ensure the education and training of our employees to ensure that we comply with the applicable legislation at all times.

We expect to continue our education and training on human rights in 2023.

Management's review

Working environment

The Company works on several measures to ensure job satisfaction for both internal employees and temporary workers. We measure job satisfaction for temporary workers at least once a year using an anonymous job satisfaction analysis and an eNPS survey. Every temporary worker has the opportunity to give feedback, and we analyze the inputs so we can improve our processes and services to ensure job satisfaction and well-being.

In addition, we make a staff satisfaction evaluation for internal employees twice a year which includes an assessment of the mental working environment. Every Manager is obliged to dive into the results, and with support from HR, set different focus areas for improving and maintaining a healthy working environment.

Furthermore, the results are discussed with the Top Management, for an overall view of focus areas.

Throughout the year we have had several campaigns focusing on job satisfaction and a healthy working environment.

We also have a focus on continuously improving our internal policies and code of conduct to create a clear framework and at the same time ensuring adherence to our work processes. This also includes communication and training in internal guidelines. We have a comprehensive Code of Conduct for our internal employees which includes our policies among others on the working environment. The Code of Conduct as well as different policies within the employee manual is a part of the onboarding process and is always available through the Company's intranet.

Furthermore, we provide e-learning within the first 3 months of employment within GDPR, IT Security, and ergonomics as well as collaboration in teams.

Our policies include:

- Smoking policy
- Alcohol policy
- Job satisfaction policy (including zero-tolerance policy towards harassment).
- Travel policy

Among others through our cooperation with MindStrain where the employees can participate in an e-learning stress prevention course. We also cooperate with other providers of e-learning classes on well-being in the workplace and leadership, which are offered for employees.

In 2022, we have worked on several measures to improve the working environment, including inter-alia:

- A clear framework on flexibility regarding our "work from home" guidelines for the entire organization
- Offering employees screens and other equipment for their home workstation
- Focus on "stay at home when not well", to prevent infection.
- Increased focus on the digitalization of processes to make the daily day work easier.
- Optimized our whistle-blower scheme for both internal employees and temporary workers.

Our strong focus on the working environment enables the Company to maintain a strong employer brand, which contributes to the maintenance and attraction of qualified employees.

Management's review

Environment and climate

The Company's consumption of paper and waste is the most significant area that negatively impacts the environment and climate. Therefore, we focus i.e. on reducing our consumption of paper to a minimum, waste sorting, and ensuring deposit funds to the organization 'Pant-for-Pant' where possible.

Pant-for-pant is a non-profit bottle collection service that gives socially deprived people a job using companies donating their deposit refunds. All deposit refunds are donated in full to the operation of Pant-for-pant and its employees who thereby have a job and a real working life.

We continuously work on digitalizing processes for the benefit of our working environment and the environment in general. Measures having been implemented include a significant reduction in the consumption of paper for registration of hours, duty roster planning, and forwarding of employment documents, payroll slips, and sales invoices, as all of these are made electronically. We have introduced digital voucher handling, which also reduces the consumption of paper.

The company uses environmentally friendly solutions, and our purchase policy includes environmental considerations. Moreover, all employees are allowed to work from home and thus avoid using means of transportation to and from work that may harm the environment.

In addition, we monitor and report on our CO2 emissions and take measures, when and if required. In 2022 we have completed the GHG emissions baseline for both scopes 1, 2, and 3.

Key figures GHG emissions:

| Absolute CO2 emissions (Metric tonnes, Scope 1,2,3) | 2021 | 2022 |
|--|-----------------|-----------------|
| Scope 1 | 289,29 | 208,39 |
| Scope 2 | 319,09 | 219,60 |
| Scope 3 | 2 547,96 | 2 593,94 |
| Absolute global emissions | 3 156,34 | 3 021,93 |

Scope 1 - Direct emissions from own or controlled sources

Scope 2 - Indirect emissions from purchased energy - market view

Scope 3 - Other indirect emissions occurring in the value chain

Emissions are calculated according to the GHG protocol

Anti-corruption

The Company disapproves of any kind of corruption and complies with Danish legislation in the area.

We assess that the most risk within anti-corruption relates to the interaction with suppliers and the receipt of gifts. Therefore, employees at the Company are not allowed to accept gifts. Moreover, the employees are under an obligation not to accept a secret commission or other kinds of services directly related to a transaction from customers, suppliers, or other business relations, irrespective of the value of the service.

To ensure knowledge on the subject, the employees can participate in courses on selected subjects to ensure that they are up to date on legislative requirements and the Company's guidelines. At the same time, the employee manual and intranet which include information on anti-corruption are presented in connection with the onboarding of new employees. No instances of corruption or bribery were identified in 2022.

Management's review

Account of the gender composition of Management

In general, employees and management in the Company are meant to experience an unprejudiced and open culture where the individual can use his or her skills in the best possible way, regardless of age, ethnic background, and gender. Both women and men have the same opportunities for careers and leadership positions. We always strive to have both genders represented in recruitment processes.

In 2022 we have introduced an internal policy for advancement and career opportunities within the company. This gives the employees the possibility to reflect on internal positions with support from HR, and hopefully bring even more talents for internal positions into the light, regardless of age, gender, ethnic background, and so forth.

The Company's policy about the under-represented gender is reassessed on an ongoing basis to create a basis for increasing gender equality.

Board of Directors

The board consists of 6 people that are all men. It is the Company's aim that at least one member must be from the under-represented gender before 2024. No changes were made to the Board in the current financial year.

Management and other leadership positions

The company aims to have at least 40% of its managers from the underrepresented gender. As of 31 December 2022, the extended management team in the Company consists of 48% women and 52% men. The extended management team is defined as CEO-2, calculated as Headcount with direct reports.

The Company will continue to work dedicated to having both male and female candidates in the recruiting process for management positions.

Data ethics

The Company has recently conducted a third-party review and analysis of our IT strategy. This includes a proposal for our overall information architecture and data ethics along with a roadmap for digitalization in the group.

With regards to data protection for individuals within the European Union, the Company has implemented the required policies, IT measures and procedures to meet the EU GDPR standards. As the main activities of the group is related with providing flexible employment services our policies related to use of personal data covers a significant area of our information architecture.

Events after the balance sheet date

On January 1st. 2023, the Company's subsidiary in Denmark acquired Pædagogisk Vikarbureau and its subsidiaries. Otherwise, no events materially affecting the Company's financial position have occurred subsequent to the financial year-end.

Outlook

For the financial year 2023, the Company expects flat revenue growth rates adjusted for potential currency impacts and a continued improvement in reported EBITDA.

Consolidated financial statements and parent company financial statements 1 January - 31 December

Income statement

| Note | DKK'000 | Group | | Parent company | |
|------|---|------------------|------------------|----------------|----------------|
| | | 2022 | 2021 | 2022 | 2021 |
| 3 | Revenue | 2,291,646 | 1,989,794 | 0 | 0 |
| | Other operating income | 0 | 141 | 12,067 | 0 |
| 4 | Other external expenses | -83,170 | -73,620 | -8,957 | -16,608 |
| | Gross profit | 2,208,476 | 1,916,315 | 3,110 | -16,608 |
| 5 | Staff costs | -2,144,670 | -1,864,657 | -2,386 | -414 |
| | Amortisation/depreciation and impairment of intangible assets and property, plant and equipment | -88,700 | -52,183 | 0 | 0 |
| | Other operating expenses | -76 | 0 | 0 | 0 |
| | Profit/loss before net financials | -24,970 | -525 | 724 | -17,022 |
| | Income from investments in group enterprises | 0 | 0 | 40,000 | 0 |
| 6 | Financial income | 19,368 | 3,711 | 18,841 | 3,227 |
| 7 | Financial expenses | -31,285 | -16,776 | -24,537 | -14,815 |
| | Profit/loss before tax | -36,887 | -13,590 | 35,028 | -28,610 |
| 8 | Tax for the year | -5,126 | -5,771 | 898 | 4,640 |
| | Profit/loss for the year | -42,013 | -19,361 | 35,926 | -23,970 |

2023071239624

Penneo document key: 8D7PZ-YHT8H-SGFLH-S7HZ6-OP4E0-7EESY

Consolidated financial statements and parent company financial statements 1 January -
31 December

Balance sheet

| Note | DKK'000 | Group | | Parent company | |
|------|--|------------------|------------------|----------------|----------------|
| | | 2022 | 2021 | 2022 | 2021 |
| | ASSETS | | | | |
| | Fixed assets | | | | |
| 9 | Intangible assets | | | | |
| | Completed development projects | 3,354 | 2,798 | 0 | 0 |
| | Acquired trademarks | 50,473 | 55,922 | 0 | 0 |
| | Acquired other similar rights | 132,758 | 136,609 | 0 | 0 |
| | Goodwill | 479,028 | 495,254 | 0 | 0 |
| | | <u>665,613</u> | <u>690,583</u> | <u>0</u> | <u>0</u> |
| 10 | Property, plant and equipment | | | | |
| | Land and buildings | 1,734 | 1,903 | 0 | 0 |
| | Fixtures and fittings, other plant and equipment | 3,354 | 2,868 | 0 | 0 |
| | Leasehold improvements | 738 | 853 | 0 | 0 |
| | | <u>5,826</u> | <u>5,624</u> | <u>0</u> | <u>0</u> |
| 11 | Investments | | | | |
| | Investments in group enterprises | 0 | 0 | 510,842 | 510,842 |
| | Receivables from group enterprises | 0 | 0 | 118,981 | 58,373 |
| | Deposits | 784 | 1,393 | 0 | 0 |
| | | <u>784</u> | <u>1,393</u> | <u>629,823</u> | <u>569,215</u> |
| | Total fixed assets | <u>672,223</u> | <u>697,600</u> | <u>629,823</u> | <u>569,215</u> |
| | Non-fixed assets | | | | |
| | Receivables | | | | |
| | Trade receivables | 305,842 | 409,990 | 0 | 0 |
| | Receivables from group enterprises | 0 | 0 | 35,495 | 10,599 |
| | Corporation tax receivable | 0 | 470 | 0 | 0 |
| | Joint taxation contribution receivable | 0 | 0 | 5,537 | 4,640 |
| | Other receivables | 5,323 | 6,530 | 1,798 | 0 |
| 12 | Prepayments | 6,167 | 5,511 | 0 | 0 |
| | | <u>317,332</u> | <u>422,501</u> | <u>42,830</u> | <u>15,239</u> |
| | Cash | <u>128,070</u> | <u>124,351</u> | <u>0</u> | <u>222</u> |
| | Total non-fixed assets | <u>445,402</u> | <u>546,852</u> | <u>42,830</u> | <u>15,461</u> |
| | TOTAL ASSETS | <u>1,117,625</u> | <u>1,244,452</u> | <u>672,653</u> | <u>584,676</u> |

2023071239625

Penneo document key: 8D7PZ-YHT8H-SGFLH-S7HZ6-OP4E0-7EESY

Consolidated financial statements and parent company financial statements 1 January - 31 December

Balance sheet

| Note | DKK'000 | Group | | Parent company | |
|------|---|-------------------------------|------------------|----------------|----------------|
| | | 2022 | 2021 | 2022 | 2021 |
| | | EQUITY AND LIABILITIES | | | |
| | | Equity | | | |
| 13 | Share capital | 40 | 40 | 40 | 40 |
| | Translation reserve | -2,682 | 9,347 | 0 | 0 |
| | Retained earnings | 170,720 | 202,102 | 241,250 | 197,493 |
| | Total equity | 168,078 | 211,489 | 241,290 | 197,533 |
| | Provisions | | | | |
| 14 | Deferred tax | 40,066 | 42,216 | 0 | 0 |
| | Total provisions | 40,066 | 42,216 | 0 | 0 |
| | Liabilities other than provisions | | | | |
| 15 | Non-current liabilities other than provisions | | | | |
| | Bank debt | 368,165 | 322,209 | 368,165 | 322,209 |
| | Other payables | 74,095 | 83,905 | 0 | 0 |
| | | 442,260 | 406,114 | 368,165 | 322,209 |
| | Current liabilities other than provisions | | | | |
| 15 | Short-term part of long-term liabilities other than provisions | | | | |
| | Bank debt | 35,238 | 21,712 | 26,585 | 21,712 |
| | Lease liabilities | 78,550 | 30,639 | 26,897 | 0 |
| | Trade payables | 0 | 111 | 0 | 0 |
| | Payables to group enterprises | 10,616 | 12,401 | 868 | 584 |
| | Corporation tax payable | 2,035 | 0 | 5,995 | 0 |
| 17 | Other payables | 5,659 | 0 | 0 | 0 |
| | | 335,123 | 519,770 | 2,853 | 42,638 |
| | | 467,221 | 584,633 | 63,198 | 64,934 |
| | Total liabilities other than provisions | 909,481 | 990,747 | 431,363 | 387,143 |
| | TOTAL EQUITY AND LIABILITIES | 1,117,625 | 1,244,452 | 672,653 | 584,676 |

- 1 Accounting policies
- 2 Events after the balance sheet date
- 18 Contractual obligations and contingencies, etc.
- 19 Collateral
- 20 Related parties
- 21 Appropriation of profit/loss

2023071239626

Penneo document key: 8D7PZ-YHT8H-SGELH-S7HZ6-OP4E0-7EESY

Consolidated financial statements and parent company financial statements 1 January - 31 December

Statement of changes in equity

| Note | DKK'000 | Group | | | |
|------|---------|---------------|---------------------|-------------------|---------|
| | | Share capital | Translation reserve | Retained earnings | Total |
| | | 40 | 0 | -5 | 35 |
| | | 0 | 0 | -19,361 | -19,361 |
| | | 0 | 9,347 | 0 | 9,347 |
| | | 0 | 0 | 221,468 | 221,468 |
| | | 40 | 9,347 | 202,102 | 211,489 |
| | | 0 | 0 | -42,013 | -42,013 |
| | | 0 | -12,029 | 0 | -12,029 |
| | | 0 | 0 | 10,631 | 10,631 |
| | | 40 | -2,682 | 170,720 | 168,078 |

| Note | DKK'000 | Parent company | | |
|------|---------|----------------|-------------------|---------|
| | | Share capital | Retained earnings | Total |
| | | 40 | -5 | 35 |
| | | 0 | -23,970 | -23,970 |
| | | 0 | 221,468 | 221,468 |
| | | 40 | 197,493 | 197,533 |
| | | 0 | 35,926 | 35,926 |
| | | 0 | 7,831 | 7,831 |
| | | 40 | 241,250 | 241,290 |

Consolidated financial statements and parent company financial statements 1 January - 31 December

Cash flow statement

| Note | DKK'000 | Group | |
|------|---|-----------------|-----------------|
| | | 2022 | 2021 |
| | Profit/loss for the year | -42,013 | -19,361 |
| 22 | Adjustments | 105,743 | 71,019 |
| | Cash generated from operations (operating activities) | 63,730 | 51,658 |
| 23 | Changes in working capital | -46,248 | 53,221 |
| | Cash generated from operations (operating activities) | 17,482 | 104,879 |
| | Interest received, etc. | 1,446 | 200 |
| | Interest paid, etc. | -21,709 | -8,561 |
| | Income taxes paid | -4,867 | -4,358 |
| | Cash flows from operating activities | -7,648 | 92,160 |
| | Investments in intangible assets | -4,046 | -1,589 |
| | Investments in property, plant and equipment | -2,796 | -2,051 |
| | Acquisition of businesses | -105,940 | -548,770 |
| | Cash flows to investing activities | -112,782 | -552,410 |
| | Proceeds of debt to credit institutions | 134,801 | 375,366 |
| | Repayments, debt to credit institutions | -21,282 | -12,273 |
| | Cash capital contribution from parent | 10,630 | 221,468 |
| | Cash flows from financing activities | 124,149 | 584,561 |
| | Net cash flow | 3,719 | 124,311 |
| | Cash and cash equivalents at 1 January | 124,351 | 40 |
| 24 | Cash and cash equivalents at 31 December | 128,070 | 124,351 |

The cash flow statement cannot be directly derived from the other components of the consolidated and parent company financial statements.

Consolidated financial statements and parent company financial statements 1 January - 31 December

Notes to the financial statements

1 Accounting policies

The annual report of Edda Group ApS for 2022 has been prepared in accordance with the provisions in the Danish Financial Statements Act applying to large reporting class C entities.

The accounting policies used in the preparation of the financial statements are consistent with those of last year.

Reporting currency

The financial statements are presented in Danish kroner (DKK'000).

Consolidated financial statements

Control

The consolidated financial statements comprise the Parent Company and subsidiaries controlled by the Parent Company.

Control means a parent company's power to direct a subsidiary's financial and operating policy decisions. Besides the above power, the parent company should also be able to yield a return from its investment.

In assessing if the parent company controls an entity, de facto control is taken into consideration as well.

The existence of potential voting rights which may currently be exercised or converted into additional voting rights is considered when assessing if an entity can become empowered to direct another entity's financial and operating decisions.

Preparation of consolidated financial statements

The consolidated financial statements are prepared as a consolidation of the parent company's and the individual subsidiaries' financial statements, which are prepared according to the group's accounting policies. On consolidation, intra-group income and expenses, shareholdings, intra-group balances and dividends, and realised and unrealised gains on intra-group transactions are eliminated. Unrealised gains on transactions with associates are eliminated in proportion to the group's interest in the entity. Unrealised losses are eliminated in the same way as unrealised gains if they do not reflect impairment.

In the consolidated financial statements, the accounting items of subsidiaries are recognised in full. Non-controlling interests' share of the profit/loss for the year and of the equity of subsidiaries which are not wholly-owned are included in the group's profit/loss and equity, respectively, but are disclosed separately.

Acquisitions and disposals of non-controlling interests which are still controlled are recognised directly in equity as a transaction between shareholders.

Investments in associates and joint ventures are recognised in the consolidated financial statements using the equity method.

The group's activities in joint operations are recognised on a line-by-line basis.

Consolidated financial statements and parent company financial statements 1 January - 31 December

Notes to the financial statements

1 Accounting policies (continued)

External business combinations

Recently acquired entities are recognised in the consolidated financial statements from the date of acquisition. Entities sold or otherwise disposed of are recognised up to the date of disposal. Comparative figures are not restated to reflect newly acquired entities. Discontinued operations are presented separately, see below.

The date of acquisition is the date when the group actually obtains control of the acquiree.

The acquisition method is applied to the acquisition of new entities of which the group obtains control. The acquirees' identifiable assets, liabilities and contingent liabilities are measured at fair value at the date of acquisition. Identifiable intangible assets are recognised if they are separable or arise from a contractual right. Deferred tax related to the revaluations is recognised.

Positive differences (goodwill) between, on the one hand, the consideration for the acquiree, the value of non-controlling interests in the acquired entity and the fair value of any previously acquired equity investments and, on the other hand, the fair value of the assets, liabilities and contingent liabilities acquired are recognised as goodwill under "Intangible assets". Goodwill is amortised on a straight-line basis in the income statement based on an individual assessment of the economic life of the asset.

Negative differences (negative goodwill) are recognised in the income statement at the date of acquisition.

Upon acquisition, goodwill is allocated to the cash-generating units, which subsequently form the basis for impairment testing. Goodwill and fair value adjustments in connection with the acquisition of a foreign entity with a functional currency different from the presentation currency used in the consolidated financial statements are accounted for as assets and liabilities belonging to the foreign entity and are, on initial recognition, translated into the foreign entity's functional currency using the exchange rate at the transaction date.

The consideration paid for an entity consists of the fair value of the agreed consideration in the form of assets transferred, liabilities assumed and equity instruments issued. If part of the consideration is contingent on future events or compliance with agreed terms, such part of the consideration is recognised at fair value at the date of acquisition. Subsequent adjustments of contingent considerations are recognised in the income statement.

Expenses incurred to acquire entities are recognised in the income statement in the year in which they are incurred.

Where, at the date of acquisition, the identification or measurement of acquired assets, liabilities or contingent liabilities or the determination of the consideration is associated with uncertainty, initial recognition will take place on the basis of provisional amounts. If it turns out subsequently that the identification or measurement of the consideration transferred, acquired assets, liabilities or contingent liabilities was incorrect on initial recognition, the statement will be adjusted retrospectively, including goodwill, until 12 months after the acquisition, and comparative figures will be restated. Hereafter, any adjustments are recognised as misstatements.

Gains or losses from disposal of subsidiaries which result in loss of control are calculated as the difference between, on the one hand, the fair value of the selling price less selling expenses and, on the other hand, the carrying amount of net assets.

Intra-group business combinations

The book value method is applied to business combinations such as acquisition and disposal of investments, mergers, demergers, contributions of assets and share conversions, etc. in which entities controlled by the parent company are involved, provided that the combination is considered completed at the time of acquisition without any restatement of comparative figures. Differences between the agreed consideration and the carrying amount of the acquiree are recognised directly in equity.

Consolidated financial statements and parent company financial statements 1 January - 31 December

Notes to the financial statements

1 Accounting policies (continued)

For vertical and downstream intra-group mergers the group method is applied for the combination of the entities. Thereby, the entities are combined at the revaluation value recognised in the consolidated financial statements or which would have been recognised in the consolidated financial statements for the parent company included in the merger. The group method is applied as if the entities had been combined from the date when the parent company acquired the equity investments in the entities included in the merger, and therefore, the comparative figures were restated.

Foreign currency translation

On initial recognition, transactions denominated in foreign currencies are translated at the exchange rate at the transaction date. Foreign exchange differences arising between the exchange rates at the transaction date and the date of payment are recognised in the income statement as financial income or financial expenses.

Receivables and payables and other monetary items denominated in foreign currencies are translated at the exchange rate at the balance sheet date. The difference between the exchange rates at the balance sheet date and the date at which the receivable or payable arose or was recognised in the most recent financial statements is recognised in the income statement as financial income or financial expenses.

Derivative financial instruments

On initial recognition, derivative financial instruments are recognised at cost in the balance sheet and are subsequently measured at fair value. Positive and negative fair values of derivative financial instruments are included in other receivables and payables, respectively.

Fair value adjustments of derivative financial instruments designated and qualifying as hedging of future assets or liabilities are recognised in the balance sheet and in the hedging reserve under equity. If the forecast transaction results in the recognition of assets or liabilities, amounts previously recognised in equity are transferred to the cost of the asset or liability, respectively. If the forecast transaction results in income or expenses, amounts previously recognised in equity are transferred to the income statement in the period in which the hedged item affects the income statement.

Fair value adjustments of derivative financial instruments that do not qualify for hedge accounting are recognised in the income statement on an ongoing basis.

Consolidated financial statements and parent company financial statements 1 January - 31 December

Notes to the financial statements

1 Accounting policies (continued)

Income statement

Revenue

The Company has chosen IAS 11/IAS 18 as interpretation for revenue recognition.

Income from the sale of services, is recognised in revenue when the most significant rewards and risks have been transferred to the buyer and provided the income can be measured reliably and payment is expected to be received.

Revenue is measured at the fair value of the agreed consideration excluding VAT and taxes charged on behalf of third parties. All discounts and rebates granted are recognised in revenue.

Other operating income

Other operating income comprise items of a secondary nature relative to the Company's core activities, including gains on the sale of fixed assets.

Other external expenses

Other external expenses include the year's expenses relating to the Company's core activities, including expenses relating to distribution, sale, advertising, administration, premises, bad debts, payments under operating leases, etc.

Staff costs

Staff costs include wages and salaries, including compensated absence and pension to the Company's employees, as well as other social security contributions, etc. The item is net of refunds from public authorities.

Consolidated financial statements and parent company financial statements 1 January - 31 December

Notes to the financial statements

1 Accounting policies (continued)

Amortisation/depreciation

The item comprises amortisation/depreciation of intangible assets and property, plant and equipment.

The basis of amortisation/depreciation, which is calculated as cost less any residual value, is amortised/depreciated on a straight line basis over the expected useful life. The expected useful lives of the assets are as follows:

| | |
|--|------------|
| Completed development projects | 5-10 years |
| Acquired trademarks | 15 years |
| Acquired other similar rights | 4-7 years |
| Goodwill | 10 years |
| Land and buildings | 25 years |
| Fixtures and fittings, other plant and equipment | 3-5 years |
| Leasehold improvements | 3-5 years |

Other operating expenses

Other operating expenses comprise items of a secondary nature relative to the Company's core activities, including losses on the sale of fixed assets.

Profit/loss from investments in subsidiaries

The item includes dividend received from subsidiaries in so far as the dividend does not exceed the accumulated earnings in the subsidiary in the period of ownership.

Financial income and expenses

Financial income and expenses are recognised in the income statements at the amounts that concern the financial year. Net financials include interest income and expenses as well as allowances and surcharges under the advance-payment-of-tax scheme, etc.

Tax

Tax for the year includes current tax on the year's expected taxable income and the year's deferred tax adjustments. The portion of the tax for the year that relates to the profit/loss for the year is recognised in the income statement, whereas the portion that relates to transactions taken to equity is recognised in equity.

The Company and its Danish group entities are jointly taxed. The total Danish income tax charge is allocated between profit/loss-making Danish entities in proportion to their taxable income (full absorption).

Jointly taxed entities entitled to a tax refund are reimbursed by the management company based on the rates applicable to interest allowances, and jointly taxed entities which have paid too little tax pay a surcharge according to the rates applicable to interest surcharges to the management company.

Consolidated financial statements and parent company financial statements 1 January - 31 December

Notes to the financial statements

1 Accounting policies (continued)

Balance sheet

Intangible assets

Goodwill is the positive difference between cost and fair value of assets and liabilities arising from acquisitions. Goodwill is amortised straight-line over its estimated useful life, which is fixed based on the experience gained by Management for each business area. The amortisation period is usually ten years, however, in certain cases it may be longer up to 20 years for strategically acquired enterprises with a strong market position and a long-term earnings profile if the longer amortisation period is considered to give a better reflection of the benefit from the relevant resources.

Other intangible assets include development projects and other acquired intangible rights, including software, Trademarks and customer relations.

Other intangible assets are measured at cost less accumulated amortisation and impairment losses.

Development costs comprise expenses, salaries and amortisation directly or indirectly attributable to development activities.

Development projects that are clearly defined and identifiable, where the technical feasibility, sufficient resources and a potential future market or development opportunities are identifiable and where the Company intends to produce, market or use the project, are recognised as intangible assets provided that the cost can be measured reliably and that there is sufficient assurance that future earnings can cover production costs, selling costs and administrative expenses and development costs. Other development costs are recognised in the income statement as incurred.

Development costs that are recognised in the balance sheet are measured at cost less accumulated amortisation and impairment losses.

On completion of a development project, development costs are amortised on a straight-line basis over the estimated useful life. The amortisation period is usually 5 years and cannot exceed 10 years.

Property, plant and equipment

Items of property, plant and equipment are measured at cost less accumulated depreciation and impairment losses. Cost includes the acquisition price and costs directly related to the acquisition until the time at which the asset is ready for use.

Gains or losses are calculated as the difference between the selling price less selling costs and the carrying amount at the date of disposal. Gains and losses from the disposal of property, plant and equipment are recognised in the income statement as other operating income or other operating expenses.

Leases

The Company has chosen IAS 17 as interpretation for classification and recognition of leases.

On initial recognition, leases for assets that transfer substantially all the risks and rewards incident to the ownership to the Company (finance leases) are measured in the balance sheet at the lower of fair value and the present value of the future lease payments. In calculating the net present value, the interest rate implicit in the lease or the incremental borrowing rate is used as the discount factor. Assets held under finance leases are subsequently accounted for in the same way as the Company's other assets.

The capitalised residual lease liability is recognised in the balance sheet as a liability, and the interest element of the lease payment is recognised in the income statement over the term of the lease.

Consolidated financial statements and parent company financial statements 1 January - 31 December

Notes to the financial statements

1 Accounting policies (continued)

Leases that do not transfer substantially all the risks and rewards incident to the ownership to the Company are classified as operating leases. Payments relating to operating leases and any other rent agreements are recognised in the income statement over the term of the lease. The Company's aggregate liabilities relating to operating leases and other rent agreements are disclosed under "Contingent liabilities".

Deposits

Prepaid deposit in connection to lease agreements are booked as deposits.

Investments in subsidiaries

Investments in subsidiaries and associates are measured at cost. Dividends received that exceed the accumulated earnings in the subsidiary or the associate during the period of ownership are treated as a reduction in the cost of acquisition.

Impairment of fixed assets

The carrying amount of intangible assets, property, plant and equipment and investments in subsidiaries and associates is assessed for impairment on an annual basis.

Impairment tests are conducted on assets or groups of assets when there is evidence of impairment. The carrying amount of impaired assets is reduced to the higher of the net selling price and the value in use (recoverable amount).

The recoverable amount is the higher of the net selling price of an asset and its value in use. The value in use is calculated as the present value of the expected net cash flows from the use of the asset or the group of assets and the expected net cash flows from the disposal of the asset or the group of assets after the end of the useful life.

Previously recognised impairment losses are reversed when the reason for recognition no longer exists. Impairment losses on goodwill are not reversed.

Receivables

The Company has chosen IAS 39 as interpretation for impairment write-down of financial receivables. Receivables are measured at amortised cost.

An impairment loss is recognised if there is objective evidence that a receivable or a group of receivables is impaired. If there is objective evidence that an individual receivable has been impaired, an impairment loss is recognised on an individual basis.

Receivables in respect of which there is no objective evidence of individual impairment are tested for objective evidence of impairment on a portfolio basis. The portfolios are primarily based on the debtors' domicile and credit ratings in line with the Company's risk management policy. The objective evidence applied to portfolios is determined based on historical loss experience.

Impairment losses are calculated as the difference between the carrying amount of the receivables and the present value of the expected cash flows, including the realisable value of any collateral received. The effective interest rate for the individual receivable or portfolio is used as discount rate.

Prepayments

Prepayments recognised under "Assets" comprise prepaid expenses regarding subsequent financial reporting years.

Consolidated financial statements and parent company financial statements 1 January - 31 December

Notes to the financial statements

1 Accounting policies (continued)

Cash

Cash and cash equivalents comprise cash on hand and cash deemed readily available, and bank overdrafts.

Equity

Translation reserve

The translation reserve comprises the share of foreign exchange differences arising on translation of financial statements of entities that have a functional currency other than DKK, foreign exchange adjustments of assets and liabilities considered part of the Company's net investments in such entities and foreign exchange adjustments regarding hedging transactions that hedge the Company's net investments in such entities. The reserve is dissolved on the sale of foreign entities or if the conditions for effective hedging no longer exist. When equity investments in subsidiaries and associates in the parent company financial statements are subject to the limitation requirement in the net revaluation reserve according to the equity method, foreign exchange adjustments will be included in this equity reserve instead.

Grants without consideration within a group

Grants to subsidiaries without consideration are recognised as a capital injection under "Investments in group entities". Grants received from the parent company are recognised under "Retained earnings in equity" in the balance sheet as a capital injection.

Income taxes

Current tax payables and receivables are recognised in the balance sheet as the estimated income tax charge for the year, adjusted for prior-year taxes and tax paid on account.

Deferred tax is measured according to the liability method on all temporary differences between the carrying amount and the tax base of assets and liabilities. However, deferred tax is not recognised on temporary differences relating to goodwill which is not deductible for tax purposes and on office premises and other items where temporary differences, apart from business combinations, arise at the date of acquisition without affecting either profit/loss for the year or taxable income. Where alternative tax rules can be applied to determine the tax base, deferred tax is measured based on Management's intended use of the asset or settlement of the liability, respectively.

Deferred tax is measured according to the tax rules and at the tax rates applicable at the balance sheet date when the deferred tax is expected to crystallise as current tax. Deferred tax assets are recognised at the expected value of their utilisation; either as a set-off against tax on future income or as a set-off against deferred tax liabilities in the same legal tax entity. Changes in deferred tax due to changes in the tax rate are recognised in the income statement.

Liabilities

The Company has chosen IAS 39 as interpretation for liabilities.

Financial liabilities are recognised at the date of borrowing at the net proceeds received less transaction costs paid. On subsequent recognition, financial liabilities are measured at amortised cost, corresponding to the capitalised value, using the effective interest rate. Accordingly, the difference between the proceeds and the nominal value is recognised in the income statement over the term of the loan. Financial liabilities also include the capitalised residual lease liability in respect of finance leases.

Other liabilities are measured at net realisable value.

Consolidated financial statements and parent company financial statements 1 January - 31 December

Notes to the financial statements

1 Accounting policies (continued)

Lease liabilities

Lease liabilities are measured at the net present value of the remaining lease payments including any guaranteed residual value based on the interest rate implicit in the lease.

Fair value

The fair value measurement is based on the principal market. If no principal market exists, the measurement is based on the most advantageous market, i.e. the market that maximises the price of the asset or liability less transaction and/or transport costs.

All assets and liabilities which are measured at fair value, or whose fair value is disclosed, are classified based on the fair value hierarchy, see below:

Level 1: Value in an active market for similar assets/liabilities

Level 2: Value based on recognised valuation methods on the basis of observable market information

Level 3: Value based on recognised valuation methods and reasonable estimates (non-observable market information).

If a reliable fair value cannot be stated according to the above levels, the asset or liability is measured at cost.

Cash flow statement

The cash flow statement shows the Company's net cash flows broken down according to operating, investing and financing activities, the year's changes in cash and cash equivalents as well as the cash and cash equivalents at the beginning and the end of the year.

Cash flows from operating activities are calculated as the profit/loss for the year adjusted for non cash operating items, changes in working capital and paid corporate income tax.

Cash flows from investing activities comprise payments in connection with acquisitions and disposals of entities and activities and of intangible assets, property, plant and equipment and investments.

Cash flows from financing activities comprise changes in the size or composition of the Company's share capital and related expenses as well as raising of loans, repayment of interest bearing debt and payment of dividends to shareholders.

Cash and cash equivalents comprise cash, short term bank loans and short term securities which are readily convertible into cash and which are subject only to insignificant risks of changes in value.

Segment information

The allocation of revenue to activities and geographical markets is disclosed where these activities and markets differ significantly in the organisation of sales of goods and services.

Consolidated financial statements and parent company financial statements 1 January - 31 December

Notes to the financial statements

1 Accounting policies (continued)

Financial ratios

The financial ratios stated under "Financial highlights" have been calculated as follows:

| | |
|------------------|---|
| EBITDA-margin | $\frac{\text{Earnings before interest, taxes and amortisations (EBITDA)} \times 100}{\text{Revenue}}$ |
| Equity ratio | $\frac{\text{Equity, year-end} \times 100}{\text{Total equity and liabilities, year-end}}$ |
| Return on equity | $\frac{\text{Profit/loss after tax} \times 100}{\text{Average equity}}$ |

2023071239638

Penneo document key: 8D7PZ-YHT8H-SGFLH-S7HZ6-OP4E0-7EESY

Consolidated financial statements and parent company financial statements 1 January - 31 December

Notes to the financial statements

2 Events after the balance sheet date

On January 1 st. 2023, the Company's subsidiary in Denmark acquired Pædagogisk Vikarbureau and its subsidiaries. Otherwise, no events materially affecting the Company's financial position have occurred subsequent to the financial year-end.

| DKK'000 | Group | | Parent company | |
|---|------------------|------------------|----------------|----------|
| | 2022 | 2021 | 2022 | 2021 |
| 3 Segment information | | | | |
| Breakdown of revenue by geographical segment: | | | | |
| Denmark | 1,186,698 | 1,553,074 | 0 | 0 |
| Norway | 843,681 | 356,747 | 0 | 0 |
| Sweden | 261,267 | 79,973 | 0 | 0 |
| | <u>2,291,646</u> | <u>1,989,794</u> | <u>0</u> | <u>0</u> |

4 Fee to the auditors appointed in general meeting

Audit fees are not disclosed with reference to section 96(3) of the Danish Financial Statements Act, as audit fees are disclosed for the group as such in the consolidated financial statements for AX VI Edda Group Holding III ApS.

5 Staff costs

| | | | | |
|---------------------------------------|------------------|------------------|--------------|------------|
| Wages/salaries | 1,829,346 | 1,770,666 | 2,105 | 115 |
| Pensions | 81,846 | 18,711 | 260 | 275 |
| Other social security costs | 165,766 | 53,561 | 19 | 22 |
| Other staff costs | 67,712 | 21,719 | 2 | 2 |
| | <u>2,144,670</u> | <u>1,864,657</u> | <u>2,386</u> | <u>414</u> |
| Average number of full-time employees | <u>5,511</u> | <u>4,858</u> | <u>3</u> | <u>4</u> |

Remuneration to members of Management:

| | | | | |
|--------------------|--------------|------------|--------------|------------|
| Executive Board | 4,352 | 280 | 4,352 | 280 |
| Board of Directors | 814 | 416 | 814 | 416 |
| | <u>5,166</u> | <u>696</u> | <u>5,166</u> | <u>696</u> |

Parent company

Part of the remuneration to the Company's employees is paid by other group companies. A total of DKK 3,977 thousand have been re-invoiced and is reduced in the salary expense.

Consolidated financial statements and parent company financial statements 1 January - 31 December

Notes to the financial statements

| | Group | | Parent company | |
|---|---------------|---------------|----------------|---------------|
| | 2022 | 2021 | 2022 | 2021 |
| DKK'000 | | | | |
| 6 Financial income | | | | |
| Interest receivable, group entities | 0 | 0 | 4,061 | 691 |
| Other interest income | 1,192 | 139 | 0 | 0 |
| Exchange adjustments | 12,925 | 3,511 | 12,794 | 2,535 |
| Fair value adjustments of financial instruments | 1,797 | 0 | 1,797 | 0 |
| Reversed debt | 3,200 | 0 | 0 | 0 |
| Other financial income | 254 | 61 | 189 | 1 |
| | <u>19,368</u> | <u>3,711</u> | <u>18,841</u> | <u>3,227</u> |
| 7 Financial expenses | | | | |
| Other interest expenses | 21,476 | 7,865 | 18,054 | 6,294 |
| Exchange losses | 7,775 | 8,215 | 5,641 | 8,205 |
| Other financial expenses | 2,034 | 696 | 842 | 316 |
| | <u>31,285</u> | <u>16,776</u> | <u>24,537</u> | <u>14,815</u> |
| 8 Tax for the year | | | | |
| Estimated tax charge for the year | 10,437 | 9,292 | -898 | -4,640 |
| Deferred tax adjustments in the year | -6,391 | -3,521 | 0 | 0 |
| Tax adjustments, prior years | 1,080 | 0 | 0 | 0 |
| | <u>5,126</u> | <u>5,771</u> | <u>-898</u> | <u>-4,640</u> |

The group's tax rate was materially affected by permanent differences related to depreciations.

The Parent Company's tax rate was materially affected by tax-exempt dividends from subsidiaries.

2023071239640

Penneo document key: 8D7PZ-YHT8H-SGFLH-S7HZ6-OP4E0-7EESY

Consolidated financial statements and parent company financial statements 1 January - 31 December

Notes to the financial statements

9 Intangible assets

| DKK'000 | Group | | | | Total |
|--|--------------------------------|---------------------|-------------------------------|----------|---------|
| | Completed development projects | Acquired trademarks | Acquired other similar rights | Goodwill | |
| Cost at 1 January 2022 | 4,527 | 58,042 | 154,109 | 524,795 | 741,473 |
| Foreign exchange adjustments | 0 | -1,734 | -4,171 | -17,320 | -23,225 |
| Additions on business acquisition | 0 | 0 | 23,816 | 55,210 | 79,026 |
| Additions | 1,743 | 0 | 2,303 | 0 | 4,046 |
| Disposals | -686 | 0 | 0 | -383 | -1,069 |
| Cost at 31 December 2022 | 5,584 | 56,308 | 176,057 | 562,302 | 800,251 |
| Impairment losses and amortisation at 1 January 2022 | 1,729 | 2,120 | 17,500 | 29,541 | 50,890 |
| Foreign exchange adjustments | 0 | -131 | -548 | -1,686 | -2,365 |
| Amortisation for the year | 1,187 | 3,846 | 26,347 | 55,424 | 86,804 |
| Reversal of accumulated amortisation and impairment of assets disposed | -686 | 0 | 0 | -5 | -691 |
| Impairment losses and amortisation at 31 December 2022 | 2,230 | 5,835 | 43,299 | 83,274 | 134,638 |
| Carrying amount at 31 December 2022 | 3,354 | 50,473 | 132,758 | 479,028 | 665,613 |

Goodwill

Goodwill arising from business acquisitions, etc., is distributed at the acquisition date to the cash-generating units that are expected to obtain financial benefits from the business combination.

The Group manages and monitors goodwill separately per CGU.

Goodwill is tested for impairment at least annually and if there is indication of impairment.

Completed development projects

Development projects comprises direct and indirect costs attributable to the groups digital platform, which i.a. includes recruiting and staff scheduling systems Momentos and Bright Planning and websites.

Based on budgets, management expects future cash flow from the development projects that exceeds the booked value.

Consolidated financial statements and parent company financial statements 1 January - 31 December

Notes to the financial statements

10 Property, plant and equipment

| DKK'000 | Group | | | |
|--|--------------------|--|------------------------|-------|
| | Land and buildings | Fixtures and fittings, other plant and equipment | Leasehold improvements | Total |
| Cost at 1 January 2022 | 1,934 | 3,501 | 825 | 6,260 |
| Foreign exchange adjustments | -97 | -38 | -1 | -136 |
| Additions on business acquisition | 0 | 11 | 0 | 11 |
| Additions | 0 | 2,608 | 188 | 2,796 |
| Disposals | 0 | -667 | -26 | -693 |
| Cost at 31 December 2022 | 1,837 | 5,415 | 986 | 8,238 |
| Impairment losses and depreciation at 1 January 2022 | 31 | 633 | -28 | 636 |
| Foreign exchange adjustments | -1 | -16 | 0 | -17 |
| Depreciation | 73 | 1,765 | 303 | 2,141 |
| Reversal of accumulated depreciation and impairment of assets disposed | 0 | -321 | -27 | -348 |
| Impairment losses and depreciation at 31 December 2022 | 103 | 2,061 | 248 | 2,412 |
| Carrying amount at 31 December 2022 | 1,734 | 3,354 | 738 | 5,826 |

2023071239642

Penneo document key: 8D7PZ-YHT8H-SGFLH-S7HZ6-OP4E0-7EESY

Consolidated financial statements and parent company financial statements 1 January - 31 December

Notes to the financial statements

11 Investments

| DKK'000 | Group |
|-------------------------------------|----------|
| | Deposits |
| Cost at 1 January 2022 | 1,393 |
| Disposals | -609 |
| Cost at 31 December 2022 | 784 |
| Carrying amount at 31 December 2022 | 784 |

| DKK'000 | Parent company | | Total |
|-------------------------------------|-------------------------------------|---------------------------------------|---------|
| | Investments in group enterprises | Receivables from group enterprises | |
| Cost at 1 January 2022 | 510,842 | 58,373 | 569,215 |
| Additions | 0 | 60,608 | 60,608 |
| Cost at 31 December 2022 | 510,842 | 118,981 | 629,823 |
| Carrying amount at 31 December 2022 | 510,842 | 118,981 | 629,823 |

Out of the trade receivables from group enterprises DKK 0 fall due for payment within one year after the balance sheet date.

Parent company

| Name | Domicile | Interest |
|-------------------|-------------------|----------|
| Moment A/S | Copenhagen, DK | 100.00% |
| Eterni Holding AS | Bergen, NO | 100.00% |

12 Prepayments

Group

Prepayments include accrual of expenses relating to subsequent financial years, including rent, insurance policies, licenses and subscriptions.

13 Share capital

The parent's share capital has remained DKK 40 thousand over the past 3 years.

Consolidated financial statements and parent company financial statements 1 January - 31 December

Notes to the financial statements

| DKK'000 | Group | | Parent company | |
|------------------------------------|---------------|---------------|----------------|----------|
| | 2022 | 2021 | 2022 | 2021 |
| 14 Deferred tax | | | | |
| Deferred tax at 1 January | 42,216 | 0 | 0 | 0 |
| Change in deferred tax | -6,391 | -3,521 | 0 | 0 |
| Additions on acquisition | 4,820 | 46,406 | 0 | 0 |
| Exchange adjustment | -579 | -669 | 0 | 0 |
| Deferred tax at 31 December | 40,066 | 42,216 | 0 | 0 |

Provisions for deferred tax comprise deferred tax regarding trade receivables, trade payables, intangible assets, property, plant and equipment and financial instruments.

15 Non-current liabilities other than provisions

| DKK'000 | Group | | | |
|----------------|--------------------------|----------------------|-------------------|--------------------------------|
| | Total debt at 31/12 2022 | Repayment, next year | Long-term portion | Outstanding debt after 5 years |
| Bank debt | 394,750 | 26,585 | 368,165 | 0 |
| Other payables | 82,748 | 8,653 | 74,095 | 69,284 |
| | 477,498 | 35,238 | 442,260 | 69,284 |

Other payables mainly consist of Earn-Out from acquisitions and Holiday liabilities in connection with the New Danish Holiday Act.

| DKK'000 | Parent company | | | |
|-----------|--------------------------|----------------------|-------------------|--------------------------------|
| | Total debt at 31/12 2022 | Repayment, next year | Long-term portion | Outstanding debt after 5 years |
| Bank debt | 394,750 | 26,585 | 368,165 | 0 |
| | 394,750 | 26,585 | 368,165 | 0 |

Consolidated financial statements and parent company financial statements 1 January - 31 December

Notes to the financial statements

16 Derivative financial instruments

Group

Fair values

The fair value of the below financial instruments deviates from the value recognised in the Group's balance sheet at 31 December 2022.

Fair value disclosures

The Group has the following assets and liabilities measured at fair value:

| DKK'000 | Interest rate swap |
|--|-----------------------|
| Group | |
| Fair value at year end | 1,797 |
| Unrealised fair value adjustments for the year, recognised in the income statement | 1,797 |
| Fair value level | 2 |
| Parent Company | |
| Fair value at year end | 1,797 |
| Unrealised fair value adjustments for the year, recognised in the income statement | 1,797 |
| Fair value level | 2 |

The Company has an interest rate swap embedded in its financing agreement with its bank, which determines the base interest rate. The value is based on the banks reference course on the balance sheet date.

17 Other payables

Other short-term payables consist of VAT, Holiday liabilities and salaries including salary taxes.

Furthermore are included Earn-Out debt for DKK 8.653 thousand, which are due for payment in 2023. The Earn-Out liability are based on management assessment of the likelihood of the targets for the Earn-Out will be met.

Consolidated financial statements and parent company financial statements 1 January - 31 December

Notes to the financial statements

18 Contractual obligations and contingencies, etc.

Other contingent liabilities

Group

The groups ongoing operations and the use of temporary workers involve a general risk of claims against the group for violation of the applicable law in the field.

The group is involved from time to time in disputes with customers and temporary workers. Appropriate provisions are made on an ongoing basis. Management believes that the likely outcome of these disputes can be covered by the provisions made and recognized in the balance sheet at 31 December 2022.

Other financial obligations

Other rent and lease liabilities:

| | Group | | Parent company | |
|----------------------------|--------|--------|----------------|------|
| | 2022 | 2021 | 2022 | 2021 |
| DKK'000 | | | | |
| Rent and lease liabilities | 18,679 | 18,127 | 0 | 0 |

The Danish companies within Edda Group is jointly taxed with its parent company, AX VI Edda Group Holding III ApS (management company), and jointly and severally liable with other jointly taxed entities for payment of income taxes for income year 2021 onwards as well as for payment of withholding taxes on dividends, interest and royalties.

19 Collateral

Group

As security for the payment of public taxes and rent for a total of DKK 38.6 million, a bank guarantee has been provided against the submission of DKK 24 million mortgage on accounts receivable.

As security for invoice loans for a total of DKK 6.7 million, DKK 19.8 million has been pledged in accounts.

Parent company

As security for the parent Company's bank debt, the shares in Moment A/S and Eterni Holding AS has been provided as security.

Additionally the shares in Moment Construction A/S, Eterni Gruppen AS, Eterni Norge AS and Pedagogisk Vikarsentral AS have been provided as security towards the parent company's bank debt. This collateral has been provided by Moment A/S, Eterni Holding AS and Eterni Gruppen AS.

Consolidated financial statements and parent company financial statements 1 January - 31 December

Notes to the financial statements

20 Related parties

Group

Related party transactions

| DKK'000 | 2022 | 2021 |
|------------------------------------|---------|---------|
| Group | | |
| Received capital contribution | 10,631 | 221,468 |
| Parent Company | | |
| Management fee to group entities | 12,067 | 7,678 |
| Direct charges to group entities | 3,977 | 0 |
| Direct charges from group entities | 6,701 | 0 |
| Interest from group entities | 4,061 | 691 |
| Payables to group entities | 5,995 | 0 |
| Receivables from group entities | 154,493 | 66,816 |
| Received capital contribution | 7,831 | 221,468 |
| Received dividend | 40,000 | 0 |

Edda Groups' related parties with significant influence include the company's Board of Directors and Executive Management.

Information on the remuneration to management

Information on the remuneration to Management appears from note 5, "Staff costs".

Parent company

Parties exercising control

| Related party | Domicile | Basis for control |
|----------------------------------|------------|------------------------|
| AX VI Edda Group Holding I ApS | Copenhagen | Participating interest |
| AX VI Edda Group Holding II ApS | Copenhagen | Participating interest |
| AX VI Edda Group Holding III ApS | Copenhagen | Participating interest |

Information about consolidated financial statements

| Parent | Domicile |
|----------------------------------|------------|
| AX VI Edda Group Holding III ApS | Copenhagen |

Consolidated financial statements and parent company financial statements 1 January -
31 December

Notes to the financial statements

| DKK'000 | | Parent company | |
|---------|---|----------------|----------------|
| | | 2022 | 2021 |
| 21 | Appropriation of profit/loss | | |
| | Recommended appropriation of profit/loss | | |
| | Retained earnings/accumulated loss | 35,926 | -23,970 |
| | | <u>35,926</u> | <u>-23,970</u> |
| DKK'000 | | Group | |
| | | 2022 | 2021 |
| 22 | Adjustments | | |
| | Amortisation/depreciation and impairment losses | 88,700 | 52,183 |
| | Financial income | -19,368 | -3,711 |
| | Financial expenses | 31,285 | 16,776 |
| | Tax for the year | 5,126 | 5,771 |
| | | <u>105,743</u> | <u>71,019</u> |
| 23 | Changes in working capital | | |
| | Change in receivables | 124,749 | -107,182 |
| | Change in trade and other payables | -170,997 | 160,403 |
| | | <u>-46,248</u> | <u>53,221</u> |
| 24 | Cash and cash equivalents at year-end | | |
| | Cash according to the balance sheet | 128,070 | 124,351 |
| | | <u>128,070</u> | <u>124,351</u> |

2025071239648

Penneo document key: 8D7PZ-YHT8H-SGFLH-S7HZ6-OP4E0-7EESY

PENNEO

The signatures in this document are legally binding. The document is signed using Penneo™ secure digital signature. The identity of the signers has been recorded, and are listed below.

"By my signature I confirm all dates and content in this document."

2023071239649

Thomas Gleerup


Executive Board

On behalf of: Edda Group ApS

Serial number: fe3417be-a329-47a6-9215-847562500a88

IP: 77.233.xxx.xxx

2023-06-05 11:55:58 UTC



Peter Nyegaard


Board of Directors

On behalf of: Edda Group ApS

Serial number: bdf7ea21-c542-4d8c-a634-e69a775ff397

IP: 109.56.xxx.xxx

2023-06-05 11:58:52 UTC



Per-Arne Gulbrandsen

Board of Directors

On behalf of: Edda Group ApS

Serial number: 19541230xxxx

IP: 82.154.xxx.xxx

2023-06-05 12:12:35 UTC



Morten Thune Højberg


Board of Directors

On behalf of: Edda Group ApS

Serial number: 370aef5e-1603-4995-a28c-c88074f9d772

IP: 80.62.xxx.xxx

2023-06-05 12:54:02 UTC



Flemming Tovdal Schmidt


Board of Directors

On behalf of: Edda Group ApS

Serial number: 7ea8ebe2-f668-4cbe-84dd-87bd3d7be4b7

IP: 81.19.xxx.xxx

2023-06-05 13:09:40 UTC



Christian Gymos Schmidt-Jacobsen


Board of Directors

On behalf of: Edda Group ApS

Serial number: ee5b6552-8c12-4e5d-8059-5e87e2359cca

IP: 87.52.xxx.xxx

2023-06-05 17:14:57 UTC



This document is digitally signed using Penneo.com. The digital signature data within the document is secured and validated by the computed hash value of the original document. The document is locked and timestamped with a certificate from a trusted third party. All cryptographic evidence is embedded within this PDF, for future validation if necessary.

How to verify the originality of this document

This document is protected by an Adobe CDS certificate. When you open the

document in Adobe Reader, you should see, that the document is certified by **Penneo e-signature service** <penneo@penneo.com>. This guarantees that the contents of the document have not been changed.

You can verify the cryptographic evidence within this document using the Penneo validator, which can be found at <https://penneo.com/validator>

Penneo document key: 8D7PZ-YHT8H-SGFLH-S7HZ6-OP4E0-7EESY

PENNEO

The signatures in this document are legally binding. The document is signed using Penneo™ secure digital signature. The identity of the signers has been recorded, and are listed below.

"By my signature I confirm all dates and content in this document."

2023071239650

Jeff Olsen Gravenhorst

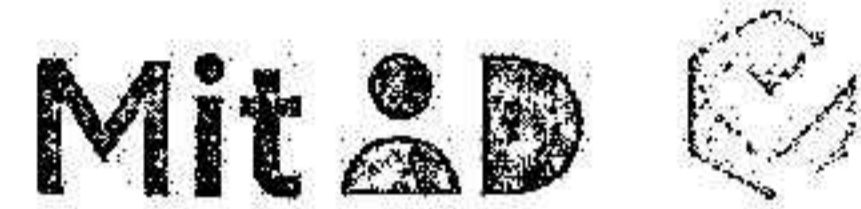
Chairman

On behalf of: Edda Group ApS

Serial number: dde37dbe-2ce3-4ec6-9df4-ff2c7fb77356

IP: 2.104.xxx.xxx

2023-06-06 08:34:13 UTC



Jeff Olsen Gravenhorst


Board of Directors

On behalf of: Edda Group ApS

Serial number: dde37dbe-2ce3-4ec6-9df4-ff2c7fb77356

IP: 2.104.xxx.xxx

2023-06-06 08:34:13 UTC



Søren Skov Larsen

State Authorised Public Accountant

On behalf of: EY Godkendt Revisionspartnerselskab

Serial number: 20cb2055-68a0-4303-8eff-ee5e6b25e8a4

IP: 2.109.xxx.xxx

2023-06-06 08:41:52 UTC



Henrik West Rohden Pedersen


State Authorised Public Accountant

On behalf of: EY Godkendt Revisionspartnerselskab

Serial number: be28c3ef-63c3-4030-ab1f-5b23aee164af

IP: 145.62.xxx.xxx

2023-06-06 08:43:24 UTC



This document is digitally signed using Penneo.com. The digital signature data within the document is secured and validated by the computed hash value of the original document. The document is locked and timestamped with a certificate from a trusted third party. All cryptographic evidence is embedded within this PDF, for future validation if necessary.

How to verify the originality of this document

This document is protected by an Adobe CDS certificate. When you open the

document in Adobe Reader, you should see, that the document is certified by **Penneo e-signature service** <penneo@penneo.com>. This guarantees that the contents of the document have not been changed.

You can verify the cryptographic evidence within this document using the Penneo validator, which can be found at <https://penneo.com/validator>

Penneo document key: 8D7PZ-YHT8H-SGFLH-S7HZ6-OP4E0-7EESY