

Årsredovisning för  
**FOSS Sverige AB**  
556102-2137

Räkenskapsåret  
**2023-01-01 - 2023-12-31**

Innehållsförteckning:	Sida
Förvaltningsberättelse	2
Resultaträkning	3
Balansräkning	4-5
Eget kapital	6
Noter	7-9

**Fastställelseintyg**

Undertecknad styrelseledamot i FOSS Sverige AB intygar härmed dels att denna kopia av årsredovisningen överensstämmer med originalet, dels att resultat- och balansräkningen fastställts på årsstämman 2024-03-06. Stämman beslöt också att godkänna styrelsens förslag till resultatdisposition.

Höganäs 2024-03-06

  
Kim Vejby Hansen

## Förvaltningsberättelse

Styrelsen och verkställande direktören för FOSS Sverige AB (556102-2137), med säte i Höganäs, får härmed avge årsredovisning för räkenskapsåret 2023-01-01 - 2023-12-31.

### Allmänt om verksamheten

Bolagets verksamhet är att på främmande marknader representera andra koncernbolag, samt att direkt eller indirekt genom koncernbolag tillhandahålla tjänster och know-how för analysystem och laborieutrustningar.

Bolaget har i likhet med föregående år inte haft någon fakturering och ej heller någon anställd personal.

### Utveckling av företagets verksamhet, resultat och ställning

	2023	2022	2021	2020
Nettoomsättning	-	-	-	-
Resultat efter finansiella poster	-10	-	-	-
Soliditet i %	80	80	80	80

### Viktiga förhållanden och väsentliga händelser

Bolaget är ett helägt dotterbolag till FOSS Holding AB (556160-2656).

Inga händelser av väsentlig betydelse har inträffat under eller efter räkenskapsårets utgång.

### Förväntad framtida utveckling samt väsentliga risker och osäkerhetsfaktorer

Företaget förväntas få ett resultat omkring noll under 2024.

### Förslag till resultatdisposition

	Belopp i kronor
Styrelsen föreslår att till förfogande stående medel	
balanserat resultat	495.455
årets resultat	-9.673
Totalt	485.782
disponeras för	
överföring till balanserat resultat	485.782
Totalt	485.782

Bolagets resultat och ställning i övrigt framgår av efterföljande resultat- och balansräkningar med noter. Redovisningsvaluta är svenska kronor. Samtliga belopp anges i kr om inget annat anges.

## Resultaträkning

	Not	2023-01-01 2023-12-31	2022-01-01 2022-12-31
<i>Belopp i tkr</i>			
<hr/>			
<b>Rörelsens kostnader</b>			
Övriga externa kostnader		-10	-
<b>Rörelseresultat</b>		<b>-10</b>	<b>-</b>
<b>Resultat från finansiella poster</b>			
Ränteintäkter		-	-
Räntekostnader		-	-
<b>Resultat efter finansiella poster</b>		<b>-10</b>	<b>-</b>
<b>Resultat före skatt</b>		<b>-10</b>	<b>-</b>
<b>Årets resultat</b>		<b>-10</b>	<b>-</b>
<hr/>			

## Balansräkning

<i>Belopp i tkr</i>	<i>Not</i>	<i>2023-12-31</i>	<i>2022-12-31</i>
<b>TILLGÅNGAR</b>			
<b>Anläggningstillgångar</b>			
<b><i>Finansiella anläggningstillgångar</i></b>			
Andelar i koncernföretag	3	5.092	5.092
		<u>5.092</u>	<u>5.092</u>
<b>Summa anläggningstillgångar</b>		<u><b>5.092</b></u>	<u><b>5.092</b></u>
<b>Summa Tillgångar</b>		<b>5.092</b>	<b>5.092</b>

## Balansräkning

<i>Belopp i tkr</i>	<i>Not</i>	<i>2023-12-31</i>	<i>2022-12-31</i>
<b>EGET KAPITAL OCH SKULDER</b>			
<b><i>Eget kapital</i></b>			
<b><i>Bundet eget kapital</i></b>			
Aktiekapital (30.000 aktier)		3.000	3.000
Reservfond		600	600
		<u>3.600</u>	<u>3.600</u>
<b><i>Fritt eget kapital</i></b>			
Balanserat resultat		495	495
Årets resultat		-10	-
		<u>485</u>	<u>495</u>
<b>Summa eget kapital</b>		<b><u>4.085</u></b>	<b><u>4.095</u></b>
<b><i>Kortfristiga skulder</i></b>			
Skulder till koncernföretag		1.007	997
		<u>1.007</u>	<u>997</u>
<b>Summa Eget Kapital och Skulder</b>		<b><u>5.092</u></b>	<b><u>5.092</u></b>

*Ställda säkerheter och eventalförpliktelser*

4

## Eget Kapital

Belopp i tkr

### Rapport över förändringar i Eget Kapital 2023

	Bundet Eget Kapital		Fritt Eget Kapital		Totalt
	Aktie- kapital	Reserv- fond	Balanserat Resultat	Årets Resultat	
Ingående balans per 2023-01-01	3.000	600	495	-	4.095
Disposition av föregående års resultat	-	-	-	-	-
Årets resultat	-	-	-	-10	-10
<i>Transaktioner med ägare:</i>					
Utdelning	-	-	-	-	-
Summa transaktioner med ägare	-	-	-	-	-
<b>Utgående balans per 2023-12-31</b>	<b>3.000</b>	<b>600</b>	<b>495</b>	<b>-10</b>	<b>4.085</b>

### Rapport över förändringar i Eget Kapital 2022

	Bundet Eget Kapital		Fritt Eget Kapital		Totalt
	Aktie- kapital	Reserv- fond	Balanserat Resultat	Årets Resultat	
Ingående balans per 2022-01-01	3.000	600	495	-	4.095
Disposition av föregående års resultat	-	-	-	-	-
Årets resultat	-	-	-	-	-
<i>Transaktioner med ägare:</i>					
Utdelning	-	-	-	-	-
Summa transaktioner med ägare	-	-	-	-	-
<b>Utgående balans per 2022-12-31</b>	<b>3.000</b>	<b>600</b>	<b>495</b>	<b>-</b>	<b>4.095</b>

## Noter

### Not 1 Redovisnings- och värderingsprinciper

#### *Allmänna redovisningsprinciper*

Årsredovisningen har upprättats i enlighet med årsredovisningslagen och Bokföringsnämndens allmänna råd BFNAR 2012:1 Årsredovisning och koncernredovisning (K3). Redovisningsprinciperna är oförändrade jämfört med föregående år.

#### *Allmänna värderingsprinciper*

Tillgångar, avsättningar och skulder har värderats utifrån anskaffningsvärden om inget annat anges.

#### *Utländsk valuta*

Monetära poster i utländsk valuta räknas om till balansdagens kurs. Icke-monetära poster räknas inte om utan redovisas till kursen vid anskaffningstillfället.

#### *Skatt*

Skatt på årets resultat i resultaträkningen består av aktuell skatt och uppskjuten skatt. Aktuell skatt är inkomstskatt för innevarande räkenskapsår som avser årets skattepliktiga resultat och den del av tidigare räkenskapsårs inkomstskatt som ännu inte har redovisats. Uppskjuten skatt är inkomstskatt för skattepliktigt resultat avseende framtida räkenskapsår till följd av tidigare transaktioner eller händelser.

Uppskjuten skatteskuld redovisas för alla skattepliktiga temporära skillnader, dock inte för temporära skillnader som härrör från första redovisningen av goodwill. Uppskjuten skattefordran redovisas för avdragsgilla temporära skillnader och för möjligheten att i framtiden använda skattemässiga underskottsavdrag. Värderingen baseras på hur det redovisade värdet för motsvarande tillgång eller skuld förväntas återvinnas respektive regleras. Beloppen baseras på de skattesatser och skatteregler som är beslutade före balansdagen och har inte nuvärdesberäknats.

Uppskjutna skattefordringar har värderats till högst det belopp som sannolikt kommer att återvinnas baserat på innevarande och framtida skattepliktiga resultat. Värderingen omprövas varje balansdag.

### Not 2 Koncernuppgifter

Företaget är helägt dotterföretag till FOSS Holding AB, org. nr 556160-2656 med säte i Höganäs. FOSS Holding AB ingår i en koncern där N. FOSS & Co A/S, org. nr 87 97 46 18 med säte i Hilleröd i Danmark upprättar koncernredovisning för den största koncernen. Med stöd av ÅRL 7:2 upprättas därför ingen koncernredovisning. Det utländska moderbolagets koncernredovisning finns att tillgå hos FOSS Sverige AB.

Inga inköp från eller försäljningar till koncernföretag har förekommit.

### Not 3 Andelar i koncernföretag

<i>Belopp i tkr</i>	<i>2023-12-31</i>	<i>2022-12-31</i>
<i>Akkumulerade anskaffningsvärden:</i>		
-Vid årets början	5.415	5.415
-Årets rörelser	-	-
	<u>5.415</u>	<u>5.415</u>
<i>Akkumulerade nedskrivningar:</i>		
-Vid årets början	-323	-323
-Årets nedskrivningar	-	-
	<u>-323</u>	<u>-323</u>
<b>Redovisat värde vid årets slut</b>	<b>5.092</b>	<b>5.092</b>

Moderbolaget har garanterat värdet på dotterbolagsandelarna.

#### *Specifikation av moderföretagets innehav av aktier och andelar i koncernföretag*

*Belopp i tkr*

<i>Dotterföretag / Org nr / Säte</i>	<i>Antal andelar</i>	<i>Andel i % 1)</i>	<i>Redovisat värde</i>
FOSS S.A. Buenos Aires, Argentina	683.744	10	5.092
			<b>5.092</b>

1) Ägarandelen av kapitalet avses, vilket även överensstämmer med andelen av rösterna för totalt antal aktier.

### Not 4 Ställda säkerheter och eventalförpliktelser

	<i>2023-12-31</i>	<i>2022-12-31</i>
Ställda säkerheter	Inga	Inga
Eventalförpliktelser	Inga	Inga

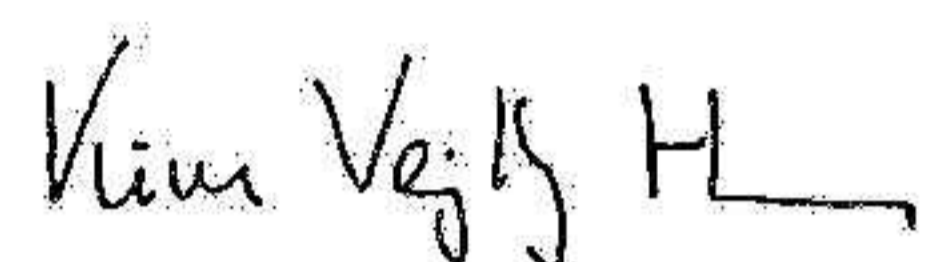
## Not 5 Nyckeltalsdefinitioner

### *Soliditet:*

Totalt eget kapital / Totala tillgångar.

Med totalt eget kapital avses beskattat eget kapital med tillägg för 79,4% av obeskattade reserver.

Höganäs 2024-03-06



Kim Vejlby Hansen  
Styrelseordförande, VD



Jesper Sabroe (Mar 6, 2024 17:12 GMT+1)

Jesper Sabroe



Henrik Wiboltt (Mar 6, 2024 15:29 GMT+1)

Henrik Wiboltt

Vår revisionsberättelse har lämnats

Deloitte AB



Per Stomberg (Mar 6, 2024 21:49 GMT+1)

Per Stomberg  
Auktoriserad revisor

# Årsredovisning 2023 FOSS Sverige AB


Final Audit Report


2024-03-06


Created:	2024-03-06
By:	Karina Kjær (kks@foss.dk)
Status:	Signed
Transaction ID:	CBJCHBCAABAAqruy-3gDebEQxI2ATUfR_Y0loclBwEGM


## "Årsredovisning 2023 FOSS Sverige AB" History


-  Document created by Karina Kjær (kks@foss.dk)  
2024-03-06 - 08:54:17 GMT- IP address: 193.182.166.3
-  Document emailed to kvh@foss.dk for signature  
2024-03-06 - 08:55:35 GMT
-  Document emailed to jesa@foss.dk for signature  
2024-03-06 - 08:55:35 GMT
-  Document emailed to hew@foss.dk for signature  
2024-03-06 - 08:55:35 GMT
-  Document emailed to pstomberg@deloitte.se for signature  
2024-03-06 - 08:55:35 GMT
-  Email viewed by hew@foss.dk  
2024-03-06 - 14:28:25 GMT- IP address: 104.47.0.254
-  Signer hew@foss.dk entered name at signing as Henrik Wiboltt  
2024-03-06 - 14:29:06 GMT- IP address: 193.182.166.3
-  Document e-signed by Henrik Wiboltt (hew@foss.dk)  
Signature Date: 2024-03-06 - 14:29:08 GMT - Time Source: server- IP address: 193.182.166.3
-  Email viewed by kvh@foss.dk  
2024-03-06 - 15:05:47 GMT- IP address: 104.47.1.254
-  Signer kvh@foss.dk entered name at signing as Kim Vejlbj Hansen  
2024-03-06 - 15:06:06 GMT- IP address: 193.182.166.3
-  Document e-signed by Kim Vejlbj Hansen (kvh@foss.dk)  
Signature Date: 2024-03-06 - 15:06:08 GMT - Time Source: server- IP address: 193.182.166.3


 Email viewed by jesa@foss.dk  
2024-03-06 - 16:12:13 GMT- IP address: 77.213.93.84


 Signer jesa@foss.dk entered name at signing as Jesper Sabroe  
2024-03-06 - 16:12:40 GMT- IP address: 77.213.93.84

 Document e-signed by Jesper Sabroe (jesa@foss.dk)  
Signature Date: 2024-03-06 - 16:12:42 GMT - Time Source: server- IP address: 77.213.93.84

 Email viewed by pstomberg@deloitte.se  
2024-03-06 - 20:48:12 GMT- IP address: 104.47.55.126

 Signer pstomberg@deloitte.se entered name at signing as Per Stomberg  
2024-03-06 - 20:48:59 GMT- IP address: 163.116.168.119

 Document e-signed by Per Stomberg (pstomberg@deloitte.se)  
Signature Date: 2024-03-06 - 20:49:01 GMT - Time Source: server- IP address: 163.116.168.119

 Agreement completed.  
2024-03-06 - 20:49:01 GMT

## REVISIONSBERÄTTELSE

Till bolagsstämman i Foss Sverige AB  
organisationsnummer 556102-2137

### Rapport om årsredovisningen

#### Uttalanden

Vi har utfört en revision av årsredovisningen för Foss Sverige AB för räkenskapsåret 2023-01-01 - 2023-12-31.

Enligt vår uppfattning har årsredovisningen upprättats i enlighet med årsredovisningslagen och ger en i alla väsentliga avseenden rättvisande bild av Foss Sverige ABs finansiella ställning per den 31 december 2023 och av dess finansiella resultat för året enligt årsredovisningslagen. Förvaltningsberättelsen är förenlig med årsredovisningens övriga delar.

Vi tillstyrker därför att bolagsstämman fastställer resultaträkningen och balansräkningen.

#### Grund för uttalanden

Vi har utfört revisionen enligt International Standards on Auditing (ISA) och god revisionssed i Sverige. Vårt ansvar enligt dessa standarder beskrivs närmare i avsnittet *Revisorns ansvar*. Vi är oberoende i förhållande till Foss Sverige AB enligt god revisorssed i Sverige och har i övrigt fullgjort vårt yrkesetiska ansvar enligt dessa krav.

Vi anser att de revisionsbevis vi har inhämtat är tillräckliga och ändamålsenliga som grund för våra uttalanden.

#### Styrelsens och verkställande direktörens ansvar

Det är styrelsen och verkställande direktören som har ansvaret för att årsredovisningen upprättas och att den ger en rättvisande bild enligt årsredovisningslagen. Styrelsen och verkställande direktören ansvarar även för den interna kontroll som de bedömer är nödvändig för att upprätta en årsredovisning som inte innehåller några väsentliga felaktigheter, vare sig dessa beror på oegentligheter eller misstag.

Vid upprättandet av årsredovisningen ansvarar styrelsen och verkställande direktören för bedömningen av bolagets förmåga att fortsätta verksamheten. De upplyser, när så är tillämpligt, om förhållanden som kan påverka förmågan att fortsätta verksamheten och att använda antagandet om fortsatt drift. Antagandet om fortsatt drift tillämpas dock inte om styrelsen och verkställande direktören avser att likvidera bolaget, upphöra med verksamheten eller inte har något realistiskt alternativ till att göra något av detta.

#### Revisorns ansvar

Våra mål är att uppnå en rimlig grad av säkerhet om huruvida årsredovisningen som helhet inte innehåller några väsentliga felaktigheter, vare sig dessa beror på oegentligheter eller misstag, och att lämna en revisionsberättelse som innehåller våra uttalanden. Rimlig säkerhet är en hög grad av säkerhet, men är ingen garanti för att en revision som utförs enligt ISA och god revisorssed i Sverige alltid kommer att upptäcka en väsentlig felaktighet om en sådan finns. Felaktigheter kan uppstå på grund

av oegentligheter eller misstag och anses vara väsentliga om de enskilt eller tillsammans rimligen kan förväntas påverka de ekonomiska beslut som användare fattar med grund i årsredovisningen.

Som del av en revision enligt ISA använder vi professionellt omdöme och har en professionellt skeptisk inställning under hela revisionen. Dessutom:

- identifierar och bedömer vi riskerna för väsentliga felaktigheter i årsredovisningen, vare sig dessa beror på oegentligheter eller misstag, utformar och utför granskningsåtgärder bland annat utifrån dessa risker och inhämtar revisionsbevis som är tillräckliga och ändamålsenliga för att utgöra en grund för våra uttalanden. Risker för att inte upptäcka en väsentlig felaktighet till följd av oegentligheter är högre än för en väsentlig felaktighet som beror på misstag, eftersom oegentligheter kan innefatta agerande i maskopi, förfalskning, avsiktliga utelämnanden, felaktig information eller åsidosättande av intern kontroll.
- skaffar vi oss en förståelse av den del av bolagets interna kontroll som har betydelse för vår revision för att utforma granskningsåtgärder som är lämpliga med hänsyn till omständigheterna, men inte för att uttala oss om effektiviteten i den interna kontrollen.
- utvärderar vi lämpligheten i de redovisningsprinciper som används och rimligheten i styrelsens och verkställande direktörens uppskattningar i redovisningen och tillhörande upplysningar.
- drar vi en slutsats om lämpligheten i att styrelsen och verkställande direktören använder antagandet om fortsatt drift vid upprättandet av årsredovisningen. Vi drar också en slutsats, med grund i de inhämtade revisionsbevisen, om huruvida det finns någon väsentlig osäkerhetsfaktor som avser sådana händelser eller förhållanden som kan leda till betydande tvivel om bolagets förmåga att fortsätta verksamheten. Om vi drar slutsatsen att det finns en väsentlig osäkerhetsfaktor, måste vi i revisionsberättelsen fästa uppmärksamheten på upplysningarna i årsredovisningen om den väsentliga osäkerhetsfaktorn eller, om sådana upplysningar är otillräckliga, modifiera uttalandet om årsredovisningen. Våra slutsatser baseras på de revisionsbevis som inhämtas fram till datumet för revisionsberättelsen. Dock kan framtida händelser eller förhållanden göra att ett bolag inte längre kan fortsätta verksamheten.
- utvärderar vi den övergripande presentationen, strukturen och innehållet i årsredovisningen, däribland upplysningarna, och om årsredovisningen återger de underliggande transaktionerna och händelserna på ett sätt som ger en rättvisande bild.

Vi måste informera styrelsen om bland annat revisionens planerade omfattning och inriktning samt tidpunkten för den. Vi måste också informera om betydelsefulla iakttagelser under revisionen, däribland de eventuella betydande brister i den interna kontrollen som vi identifierat.

## Rapport om andra krav enligt lagar och andra författningar

### Uttalanden

Utöver vår revision av årsredovisningen har vi även utfört en revision av styrelsens och verkställande direktörens förvaltning för Foss Sverige AB för räkenskapsåret 2023-01-01 - 2023-12-31 samt av förslaget till dispositioner beträffande bolagets vinst eller förlust.

Vi tillstyrker att bolagsstämman disponerar vinsten enligt förslaget i förvaltningsberättelsen och beviljar styrelsens ledamöter och verkställande direktören ansvarsfrihet för räkenskapsåret.

### Grund för uttalanden

Vi har utfört revisionen enligt god revisionssed i Sverige. Vårt ansvar enligt denna beskrivs närmare i avsnittet *Revisorns ansvar*. Vi är oberoende i förhållande till Foss Sverige AB enligt god revisorssed i Sverige och har i övrigt fullgjort vårt yrkesetiska ansvar enligt dessa krav.

Vi anser att de revisionsbevis vi har inhämtat är tillräckliga och ändamålsenliga som grund för våra uttalanden.

### Styrelsens och verkställande direktörens ansvar

Det är styrelsen som har ansvaret för förslaget till dispositioner beträffande bolagets vinst eller förlust. Vid förslag till utdelning innefattar detta bland annat en bedömning av om utdelningen är försvarlig med hänsyn till de krav som bolagets verksamhetsart, omfattning och risker ställer på storleken av bolagets egna kapital, konsolideringsbehov, likviditet och ställning i övrigt.

Styrelsen ansvarar för bolagets organisation och förvaltningen av bolagets angelägenheter. Detta innefattar bland annat att fortlöpande bedöma bolagets ekonomiska situation och att tillse att bolagets organisation är utformad så att bokföringen, medelsförvaltningen och bolagets ekonomiska angelägenheter i övrigt kontrolleras på ett betryggande sätt. Verkställande direktören ska sköta den löpande förvaltningen enligt styrelsens riktlinjer och anvisningar och bland annat vidta de åtgärder som är nödvändiga för att bolagets bokföring ska fullgöras i överensstämmelse med lag och för att medelsförvaltningen ska skötas på ett betryggande sätt.

### Revisorns ansvar

Vårt mål beträffande revisionen av förvaltningen, och därmed vårt uttalande om ansvarsfrihet, är att inhämta revisionsbevis för att med en rimlig grad av säkerhet kunna bedöma om någon styrelseledamot eller verkställande direktören i något väsentligt avseende:

- företagit någon åtgärd eller gjort sig skyldig till någon försummelse som kan föranleda ersättningsskyldighet mot bolaget, eller
- på något annat sätt handlat i strid med aktiebolagslagen, årsredovisningslagen eller bolagsordningen.

Vårt mål beträffande revisionen av förslaget till dispositioner av bolagets vinst eller förlust, och därmed vårt uttalande om detta, är att med rimlig grad av säkerhet bedöma om förslaget är förenligt med aktiebolagslagen.

Rimlig säkerhet är en hög grad av säkerhet, men ingen garanti för att en revision som utförs enligt god revisionssed i Sverige alltid kommer att upptäcka åtgärder eller försummelser som kan föranleda ersättningsskyldighet mot bolaget, eller att ett förslag till dispositioner av bolagets vinst eller förlust inte är förenligt med aktiebolagslagen.

Som en del av en revision enligt god revisionssed i Sverige använder vi professionellt omdöme och har en professionellt skeptisk inställning under hela revisionen. Granskningen av förvaltningen och förslaget till dispositioner av bolagets vinst eller förlust grundar sig främst på revisionen av räkenskaperna. Vilka tillkommande granskningsåtgärder som utförs baseras på vår professionella bedömning med utgångspunkt i risk och väsentlighet. Det innebär att vi fokuserar granskningen på sådana åtgärder, områden och förhållanden som är väsentliga för verksamheten och där avsteg och överträdelser skulle ha särskild betydelse för bolagets situation. Vi går igenom och prövar fattade beslut, beslutsunderlag, vidtagna åtgärder och andra förhållanden som är relevanta för vårt uttalande om ansvarsfrihet. Som underlag för vårt uttalande om styrelsens förslag till dispositioner beträffande bolagets vinst eller förlust har vi granskat om förslaget är förenligt med aktiebolagslagen.

Malmö 6/3 - 2024

Deloitte AB

  
Per Stomberg (Mar 6, 2024 21:49 GMT+1)

Per Stomberg  
Auktoriserad revisor


# Revisionsberättelse 2023 FOSS Sverige AB

Final Audit Report

2024-03-06

Created:	2024-03-06
By:	Karina Kjær (kks@foss.dk)
Status:	Signed
Transaction ID:	CBJCHBCAABAAUoiMperJIWz9lvbhJsfcfMObTwco_eBu

## "Revisionsberättelse 2023 FOSS Sverige AB" History

-  Document created by Karina Kjær (kks@foss.dk)  
2024-03-06 - 08:52:34 GMT- IP address: 193.182.166.3
-  Document emailed to pstomberg@deloitte.se for signature  
2024-03-06 - 08:53:08 GMT
-  Email viewed by pstomberg@deloitte.se  
2024-03-06 - 20:49:11 GMT- IP address: 104.47.55.126
-  Signer pstomberg@deloitte.se entered name at signing as Per Stomberg  
2024-03-06 - 20:49:46 GMT- IP address: 163.116.168.119
-  Document e-signed by Per Stomberg (pstomberg@deloitte.se)  
Signature Date: 2024-03-06 - 20:49:48 GMT - Time Source: server- IP address: 163.116.168.119
-  Agreement completed.  
2024-03-06 - 20:49:48 GMT

General Meeting May 23, 2024

the General Meeting

der

**FOSS**

# ANNUAL REPORT 2023

N. Foss & Co. A/S, Nils Foss Allé 1, 3400 Hillerød, Denmark  
CVR-No 87974618

**CONTENTS**

**Page**

Statement by Management on Annual Report .....	3
Independent Auditor's Reports.....	4
Management's Commentary.....	7
Income Statement.....	13
Balance Sheet .....	14
Statement of Changes In Equity .....	16
Consolidated Cash Flow Statement.....	18
Notes to the Annual Report.....	19
Accounting Principles.....	28

## Statement by Management on the annual report

The Board of Directors and the Executive Board have today considered and approved the annual report of N. Foss & Co. A/S for the financial year 1 January to 31 December 2023.

The annual report is presented in accordance with the Danish Financial Statements Act.

In our opinion, the consolidated financial statements and the parent financial statements give a true and fair view of the Group's and the Parent's financial position at 31 December 2023 and of their financial performance as well as the consolidated cash flow for the financial year 1 January to 31 December 2023.

We believe that the management commentary contains a fair review of the affairs and conditions referred to therein.


We recommend the annual report for adoption at the Annual General Meeting.

Hillerød, 14 March, 2024


### Executive Board


  
Nils Christian Foss (Mar 14, 2024 15:29 GMT+1)  
Nils Christian Foss  
Chief Executive Officer

### Board of Directors

  
Peter Foss (Mar 14, 2024 15:12 GMT+1)  
Peter Alexander Foss  
Chairman

  
Nils Christian Foss (Mar 14, 2024 15:29 GMT+1)  
Nils Christian Foss

  
Pernille Foss (Mar 14, 2024 15:23 GMT+1)  
Pernille Foss  
Vice Chairman

  
Peter Kürstein (Mar 14, 2024 15:24 GMT+1)  
Peter Henrik Kürstein  
Jensen

## **Independent auditor's report**

To the shareholders of N. Foss & Co. A/S

### **Opinion**

We have audited the consolidated financial statements and the parent financial statements of N. Foss & Co. A/S for the financial year 01.01.2023 – 31.12.2023, which comprise the income statement, balance sheet, statement of changes in equity and notes, including a summary of significant accounting policies, for the Group as well as the Parent, and the consolidated cash flow statement. The consolidated financial statements and the parent financial statements are prepared in accordance with the Danish Financial Statements Act.

In our opinion, the consolidated financial statements and the parent financial statements give a true and fair view of the Group's and the Parent's financial position at 31.12.2023, and of the results of their operations and the consolidated cash flows for the financial year 01.01.2023 – 31.12.2023 in accordance with the Danish Financial Statements Act.

### **Basis for opinion**

We conducted our audit in accordance with International Standards on Auditing (ISAs) and the additional requirements applicable in Denmark. Our responsibilities under those standards and requirements are further described in the *Auditor's responsibilities for the audit of the consolidated financial statements and the parent financial statements* section of this auditor's report. We are independent of the Group in accordance with the International Ethics Standards Board for Accountants' International Code of Ethics for Professional Accountants (IESBA Code) and the additional ethical requirements applicable in Denmark, and we have fulfilled our other ethical responsibilities in accordance with these requirements and the IESBA Code. We believe that the audit evidence we have obtained is sufficient and appropriate to provide a basis for our opinion.

### **Management's responsibilities for the consolidated financial statements and the parent financial statements**

Management is responsible for the preparation of consolidated financial statements and parent financial statements that give a true and fair view in accordance with the Danish Financial Statements Act, and for such internal control as Management determines is necessary to enable the preparation of consolidated financial statements and parent financial statements that are free from material misstatement, whether due to fraud or error.

In preparing the consolidated financial statements and the parent financial statements, Management is responsible for assessing the Group's and the Parent's ability to continue as a going concern, for disclosing, as applicable, matters related to going concern, and for using the going concern basis of accounting in preparing the consolidated financial statements and the parent financial statements unless Management either intends to liquidate the Group or the Entity or to cease operations, or has no realistic alternative but to do so.

### **Auditor's responsibilities for the audit of the consolidated financial statements and the parent financial statements**

Our objectives are to obtain reasonable assurance about whether the consolidated financial statements and the parent financial statements as a whole are free from material misstatement, whether due to fraud or error, and to issue an auditor's report that includes our opinion. Reasonable assurance is a high level of assurance, but is not a guarantee that an

audit conducted in accordance with ISAs and the additional requirements applicable in Denmark will always detect a material misstatement when it exists. Misstatements can arise from fraud or error and are considered material if, individually or in the aggregate, they could reasonably be expected to influence the economic decisions of users taken on the basis of these consolidated financial statements and these parent financial statements.

As part of an audit conducted in accordance with ISAs and the additional requirements applicable in Denmark, we exercise professional judgement and maintain professional scepticism throughout the audit. We also:

- Identify and assess the risks of material misstatement of the consolidated financial statements and the parent financial statements, whether due to fraud or error, design and perform audit procedures responsive to those risks, and obtain audit evidence that is sufficient and appropriate to provide a basis for our opinion. The risk of not detecting a material misstatement resulting from fraud is higher than for one resulting from error, as fraud may involve collusion, forgery, intentional omissions, misrepresentations, or the override of internal control.
- Obtain an understanding of internal control relevant to the audit in order to design audit procedures that are appropriate in the circumstances, but not for the purpose of expressing an opinion on the effectiveness of the Group's and the Parent's internal control.
- Evaluate the appropriateness of accounting policies used and the reasonableness of accounting estimates and related disclosures made by Management.
- Conclude on the appropriateness of Management's use of the going concern basis of accounting in preparing the consolidated financial statements and the parent financial statements, and, based on the audit evidence obtained, whether a material uncertainty exists related to events or conditions that may cast significant doubt on the Group's and the Parent's ability to continue as a going concern. If we conclude that a material uncertainty exists, we are required to draw attention in our auditor's report to the related disclosures in the consolidated financial statements and the parent financial statements or, if such disclosures are inadequate, to modify our opinion. Our conclusions are based on the audit evidence obtained up to the date of our auditor's report. However, future events or conditions may cause the Group and the Entity to cease to continue as a going concern.
- Evaluate the overall presentation, structure and content of the consolidated financial statements and the parent financial statements, including the disclosures in the notes, and whether the consolidated financial statements and the parent financial statements represent the underlying transactions and events in a manner that gives a true and fair view.
- Obtain sufficient appropriate audit evidence regarding the financial information of the entities or business activities within the Group to express an opinion on the consolidated financial statements. We are responsible for the direction, supervision and performance of the group audit. We remain solely responsible for our audit opinion.

We communicate with those charged with governance regarding, among other matters, the planned scope and timing of the audit and significant audit findings, including any significant deficiencies in internal control that we identify during our audit.

#### **Statement on the management commentary**

Management is responsible for the management commentary.

Our opinion on the consolidated financial statements and the parent financial statements does not cover the management commentary, and we do not express any form of assurance conclusion thereon.

In connection with our audit of the consolidated financial statements and the parent financial statements, our responsibility is to read the management commentary and, in doing so, consider whether the management commentary is materially inconsistent with the consolidated financial statements and the parent financial statements or our knowledge obtained in the audit or otherwise appears to be materially misstated.

Moreover, it is our responsibility to consider whether the management commentary provides the information required by relevant law and regulations.

Based on the work we have performed, we conclude that the management commentary is in accordance with the consolidated financial statements and the parent financial statements and has been prepared in accordance with the requirements in the relevant law and regulations. We did not identify any material misstatement of the management commentary.

Copenhagen, 14 March, 2024

**Deloitte**

Statsautoriseret Revisionspartnerselskab  
Business Registration No 33 96 35 56

Kirsten Aaskov Mikkelsen  
Kirsten Aaskov Mikkelsen (Mar 14, 2024 14:25 GMT+1)

Kirsten Aaskov Mikkelsen  
State-Authorised  
Public Accountant  
MNE No. 21358

Nikolaj Thomsen  
Nikolaj Thomsen (Mar 14, 2024 16:10 GMT+1)

Nikolaj Thomsen  
State-Authorised  
Public Accountant  
MNE No. 33276

# Management Commentary

## Financial Highlights - Group

	<u>2023</u>	<u>2022</u>	<u>2021</u>	<u>2020</u>	<u>2019</u>
	MDKK	MDKK	MDKK	MDKK	MDKK
<b>Key Figures</b>					
<b>Income Statement</b>					
Revenue	2.771	2.783	2.584	2.412	2.380
Operating Profit	573	535	582	542	408
Net financial items	299	-274	271	28	258
Profit for the year	659	183	657	433	503
<b>Balance sheet</b>					
Total Assets	4.753	4.186	4.047	3.556	3.232
Equity	3.896	3.342	3.170	2.858	2.574
<b>Cash Flow</b>					
Cash Flow from:					
- Operating activities	493	342	530	516	355
- Investment activities	-123	-50	-79	-48	-68
- hereof investments in tangible and intangible assets	-116	-50	-79	-48	-68
- financing activities	-93	-	-356	-160	-700
Net cash flow	277	292	95	308	-413
<b>Number of employees, average</b>	1.858	1.819	1.739	1.696	1.673
<b>Ratios</b>					
Operating profit for the year vs. Revenue	20,7%	19,2%	22,5%	22,5%	17,1%
Return on Investments	12,0%	12,8%	14,4%	15,2%	12,6%
Solvency ratio	82,0%	79,8%	78,3%	80,4%	79,7%
Return on equity	18,2%	5,6%	21,8%	15,9%	18,9%

Financial highlights are defined and calculated in accordance with "Recommendations & Ratios" issued by the Danish Society of Financial Analysts. Please refer to Accounting Principles.

## **Management Commentary**

### **The FOSS Mission**

FOSS contribute to the sustainable use of our planet's agricultural resources and thus to the nutrition and health of the people of the world.

FOSS provide analytics beyond measure to add value to our customers by improving quality and optimizing food and agricultural production.

The parent company's main activity is the ownership of the FOSS A/S group, Ibsen Photonics A/S, Au2mate A/S and management of the excess liquidity.

### **Subsidiaries and branches**

The Group has companies worldwide with R&D, manufacturing and marketing companies in Denmark, Hungary and China and sales & service companies in most European countries, North and South America, Asia and Oceania.

The Group achieved 59% (61% in 2022) of the revenue outside of EU countries.

### **Research and Development Activities**

The effort within Research & Development for generating new products and further development of existing products constitutes an important part of our values. In 2023 the Group spent 12% (10% in 2022) of its revenue on research and product development to ensure that our leading position is kept. Consequently, a number of product improvements are being developed whilst the product development constantly results in the introduction of new products to both new as well as existing customer segments.

### **Making sustainability a better business while improving food quality**

FOSS creates solutions that secure and improve food quality and optimize production. From raw material to finished product. The analysis instruments refine measurements into information management that enables business to run intelligent data-driven productions with less waste and bigger yields.

FOSS world-leading analytical solutions makes a tangible difference for the food and agricultural industry and its use of the world's valuable natural resources – while at the same time improving product quality and saving time and money.

FOSS takes what used to be complex, time consuming, and expensive and makes it fast, dedicated, and easy-to-use. Our innovation renders elements such as manual registration, laboratory experts and the use of chemicals unnecessary, and replaces it with intelligent solutions that give you data to act on and the power to control, optimise and run a business based solely on high quality insights and cutting-edge innovation. This has made us a crucial companion in the development of the new food and protein sources of the future.

Ibsen Photonics produces and sells spectrometers, which are optical instruments that measure the color content of light. As part of this, Ibsen Photonics also produce grading for directing and separating light.

Au2mate develops and supplies automation and industrial IT solutions for the process industry in Denmark and abroad. Au2mate covers the entire range from complete automation and IT projects to consultancy services and advisory assistance.

## **External Environment**

Our Group complies with local requirements and standards and most often at a higher standard than required. We currently do not have, nor in recent times have had, court cases related to environmental matters.

## **Our work in Sustainability**

N. Foss & Co. is the holding company for FOSS A/S (FOSS), investments and portfolio companies. For a more detailed description of the business model of FOSS please refer to the Annual Report 2023 for FOSS A/S.

N. Foss & Co. has not developed separate group CSR policies for its subsidiaries or a separate formalized CSR policy for the financial investments at this point, since this has not been considered necessary considering the extent of the investment activities.

However, as part of the regular monitoring of the financial investments within N. Foss & Co., Management and the owner family set expectations of the portfolio companies acting and being in compliance with law and international conventions.

The principal CSR risks in the Group in terms of human rights, environment and climate protection, social and employee matters and anti-corruption are mainly related to the activities in FOSS.

N. Foss & Co. follows the progress through its active ownership and board participation in FOSS. The risk evaluation and mitigation procedures are described in the FOSS CSR Report as mentioned below.

Our Group complies with local requirements and standards and most often at a higher standard than required. FOSS currently does not have, nor in recent times has it had, court cases related to environmental matters. In addition to the sustainable benefits of our solutions FOSS believes in acting ethically and responsibly. FOSS is an active member of the UN Global Compact. As a member, we are committed to aligning strategies and operations with universal principles on human rights, labor, the environment and anti-corruption. Each year we produce a Communication on Progress (COP) report showing the practical actions we have taken to implement the Ten Principles in our company.

FOSS is also a member of the SEDEX initiative, the world's largest collaborative platform for sharing responsible sourcing data on supply chains, used by more than 60,000 members. As a member, our production facilities are audited by a third party to assess performance against the SEDEX best practice criteria in the areas of health & safety, labor, the environment and business integrity. We also support the UN Sustainable Development goals and report on how we contribute to goals 2, 3, 8 and 12.

Sustainability report 2023 and our Sustainability policy for FOSS Group can be found here: [Financial annual report for FOSS A/S](#)

## **A diverse and transparent work culture**

At FOSS we believe that diversity and unity benefit our company in a number of ways: such as different perspectives and looking at challenges, insights into global markets, innovation, etc. Our policy is that we hire the best candidate for open positions based on merits and the profile for the position regardless of race, nationality, ethnic origin, gender, sexual orientation, marital status, disability, family status, age, or religion. As a company we will not tolerate discrimination in regard to recruitment, advancement, training or salary. We communicate this to both internal and external stakeholders. We also have a whistle-blower system where staff and other stakeholders can raise concerns, including discrimination. No issues around discrimination were raised over the last year.

Our equal opportunities position also extends to the board level. We select the best candidates based on their experience, knowledge, and the skills they can bring to the position regardless of race, gender, age, ethnicity, sexual orientation, etc. Our target is to have a board composition of minimum 25% of the underrepresented gender, which has been achieved.

For more information on equal opportunities please see our FOSS Sustainability report 2023 and our Sustainability policy, which can be found here:

[Financial annual report for FOSS A/S](#)

### **Data ethics statement**

FOSS is a responsible employer and a trusted partner to our customers and business partners. We do our utmost to ensure that data is used in a safe and responsible manner.

We have taken a strategic approach to data ethics and have established an initial global Data Ethics Policy regarding use of data and new technologies.

The Data Ethics Policy is about responsible and sustainable use of data and new technologies and complements e.g., the principles of transparency and data minimization in FOSS' Global Data Protection Policy as well as rules on integrity and confidentiality. The policy also supplements policies on handling of personal data, use of cookies etc.

The FOSS Data Ethics Policy has been prepared as an overall framework and it applies to the FOSS Group. FOSS will continue its proactive work with data ethics based on the four principles set out in the Data Ethics Policy, which can be found here:

[Financial annual report for FOSS A/S](#)

### **Knowledge**

Development, production and marketing of high technology analytical solutions demand highly skilled employees. In order to preserve the Group's ability to satisfy our global customers' demand for dedicated analytical solutions it is a prerequisite that we maintain the extensive specialist knowledge and other competencies which are deeply rooted in the organization. This is ensured through continued maintenance, education and recruiting of competent and dynamic employees on all levels. Considerable resources are used in order to make this possible. In addition focus on employer branding to attract and retain talent and experts is high.

### **Employees**

The results achieved are to a high extent the result of dedicated effort and constructive attitude from all the employees. The employees in the entire Group are thanked for their excellent efforts.

On average the N. Foss & Co. A/S group had 1,858 employees in 2023 (1,819 in 2022).

Statutory report on gender diversity, cf. section 99b of the Danish Financial Statements Act. This statement reports on gender diversity with respect to the Board of Directors of N. FOSS & Co. A/S, the parent company of N. FOSS & Co. A/S, and other management levels, as required by Section 99b of the Danish Financial Statements Act.

In accordance with the guidelines from the Danish Business Authority, equal representation has been achieved in the Board of Directors of N. FOSS & Co. A/S.

During 2023, N. FOSS & Co. A/S has employed fewer than 50 employees in 'Other management', and hence in accordance with the guidelines from the Danish Business

Authority, no policy for increasing the gender diversity in other management levels has been implemented.

For information about gender distribution in other companies within the Group required to report upon the underrepresented gender, cf. section 99b of the Danish Financial Statements Act, refer to the Management Review of the subsidiary in question.

## **Risk**

### *Operating Risk*

The main operating risk for the group concerns the ability to be strongly positioned in the market and at the cutting edge of the technological development for end-to-end solutions that secure and improve food quality.

The Company has reduced the usual operating risk by entering longer-term contracts with key suppliers for delivery of components that are a part of production in the aim of securing a stable supply and a higher predictability in price development.

In recent years our offering to the market contains more digital offerings as well as more online and interface connections within our IT infrastructure. It is our aim to continuously reduce our risk of being compromised and thus significant resources for improving the Groups IT infrastructure and security are being invested.

### *Financial risk*

The financial risk is primarily related to changes in shares, currency exchange rates and interest level.

Investment of excess liquidity is mainly invested in shares and bonds according to a strategy determined by the Board of Directors. To be able to handle the elements of risk on shares and bonds certain limits for the individual investment groups are taken into account when acting on the markets. Furthermore, a breakdown within the groups has taken place in order to secure a spread on the exposure on time frame and geographical areas. Short term liquidity is placed on short term deposits or corresponding fast realizable instruments.

### *Credit risk*

The main credit risk for the Group derives from ordinary customer transactions with restrictive guidelines for trade with new customers and customers located in zones of particular high credit risk while trade with known and credit rated customers are completed on accommodative conditions. These conditions have historically resulted in very few losses on debtors which is also due to the controlling of debtors on group and local level.

## **Development in activities and financial conditions**

The group revenue has decreased with -0.4% to DKK 2,771 million in 2023 (DKK 2,783 million in 2022).

The N. Foss & Co. group's development and manufacturing activities are in Farum, Silkeborg and Hillerød (Denmark), Pécs (Hungary) and Suzhou (China).

Gross Profit for the Group has increased 4.6% to DKK 1,706 million (DKK 1,630 million in 2022).

Operating profit for the group has increased with 7.1% to DKK 573 million in 2023 (DKK 535 million in 2022).

Ordinary profit before tax for the group has increased with 233.3% to DKK 870 million in 2023 (DKK 261 million in 2022). The increase is mainly due to increase in financial items.

Operating profit in the parent company was in 2023 a loss of DKK 1 million (loss of DKK 1 million in 2022).

Profit for the year after tax amounts DKK 666 million, which is an increase of DKK 471 million compared to last year.

The result leads to a return on equity of 18.2% (5.9% in 2022) and a solvency ratio of 81.9% (79.8% in 2022).

Cash from operating activities amounts to DKK 495 million compared to DKK 342 million in 2023. Net investments in fixed assets amounts to DKK 116 million (DKK 50 million in 2022). Cash from operating and investment activities amounts to DKK 372 million (DKK 292 million in 2022).

#### **Uncertainty relating to recognition and measurement**

There is no significant uncertainty related to the annual report according to the management.

#### **Unusual circumstances**

The annual report is not impacted by any unusual circumstances.

#### **Expected development**

For the Group, investments in sales and distribution activities as well as product development activities will continue in 2024. For FOSS, Management expects this to strengthen FOSS' market position and contribute to fulfill the growth strategy for the Group in supplying high quality solutions for the increasing demand of food quality.

It is the expectation that N. FOSS & Co Group the coming year will derive growth in both revenue and profitability compared to 2023. It is expected that the organic revenue growth in 2024 will be 6-8%. Cost for a number of long-term strategic initiatives will be released in 2024 and a profit margin (gross profit) is expected to be at the level of 2023.

For the investment activities, the Group has a passive investment strategy that more or less resembles the development in the international financial markets yielding a long-term positive return.

#### **Subsequent events**

No events have occurred after the balance sheet date to this date, which would influence the evaluation of this annual report.

	Notes	<u>Group</u>		<u>Parent</u>	
		<u>2023</u>	<u>2022</u>	<u>2023</u>	<u>2022</u>
		MDKK	MDKK	MDKK	MDKK
<b>Revenue</b>	1	<b>2,771</b>	<b>2,783</b>	-	-
Change in inventories of finished goods and work in progress		-24	59	-	-
Other operating income		19	-9	-	-
Other operating expenses		-4	-16	-	-
Cost of raw materials and consumables		-668	-814	-	-
Other external expenses		-388	-373	-1	-1
<b>Gross Profit</b>		<b>1,706</b>	<b>1,630</b>	<b>-1</b>	<b>-1</b>
Staff costs	2	-1,082	-1,025	-	-
<b>Earnings before depreciation and interest</b>		<b>624</b>	<b>605</b>	<b>-1</b>	<b>-1</b>
Depreciation, amortisation and impairment losses	3	-51	-70	-	-
<b>Operating profit</b>		<b>573</b>	<b>535</b>	<b>-1</b>	<b>-1</b>
Income from investments in group enterprises after tax	4	-	-	414	385
Income from investments in associated companies after tax		-2	-	-2	-
Other financial income	5	329	32	324	20
Other financial expenses	6	-30	-306	-	-277
<b>Profit from ordinary activities before tax</b>		<b>870</b>	<b>261</b>	<b>735</b>	<b>127</b>
Tax on profit for the year	7	-204	-66	-76	56
<b>Profit before minority share</b>		<b>666</b>	<b>195</b>	<b>659</b>	<b>183</b>
Minority interests after tax		-7	-12	-	-
<b>Profit for the year</b>	8	<b>659</b>	<b>183</b>	<b>659</b>	<b>183</b>

## Balance Sheet

	Notes	Group		Parent	
		2023	2022	2023	2022
		MDKK	MDKK	MDKK	MDKK
Goodwill		9	15	-	-
Customer base		-	7	-	-
Software and patents		7	8	-	-
<b>Intangible assets</b>	9	<b>16</b>	<b>30</b>	<b>-</b>	<b>-</b>
Land and buildings		503	429	-	-
Plant and machinery		15	16	-	-
Other fixtures, fittings, tools and equipment		44	39	-	-
Leasehold improvements		5	5	-	-
<b>Tangible assets</b>	10	<b>567</b>	<b>489</b>	<b>-</b>	<b>-</b>
Investment in group enterprises	11	-	-	911	946
Investment in associated companies	12	5	-	5	-
<b>Financial assets</b>		<b>5</b>	<b>-</b>	<b>916</b>	<b>946</b>
<b>Fixed assets</b>		<b>588</b>	<b>519</b>	<b>916</b>	<b>946</b>
<b>Inventories</b>	13	<b>422</b>	<b>476</b>	<b>-</b>	<b>-</b>
Trade receivables		600	537	-	-
Contract work in progress	14	12	17	-	-
Receivables from group enterprises		-	-	330	359
Other short-term receivables	15	54	57	-	-
Income tax receivable		88	143	-	-
Receivables from joint taxation		-	-	77	136
Deferred tax asset	7, 16	65	74	-	-
Prepayments	17	19	25	-	-
<b>Receivables</b>		<b>838</b>	<b>853</b>	<b>407</b>	<b>495</b>
<b>Other investments</b>		<b>2,555</b>	<b>1,884</b>	<b>2,555</b>	<b>1,884</b>
<b>Cash and cash equivalents</b>		<b>350</b>	<b>454</b>	<b>-</b>	<b>-</b>
<b>Current assets</b>		<b>4,165</b>	<b>3,667</b>	<b>2,962</b>	<b>2,379</b>
<b>Assets</b>		<b>4,753</b>	<b>4,186</b>	<b>3,878</b>	<b>3,325</b>

## Balance Sheet

	Notes	GROUP		Parent	
		2023	2022	2023	2022
		MDKK	MDKK	MDKK	MDKK
Contributed capital	18	5	5	5	5
Retained earnings		3.866	3.310	3.867	3.310
Minority interests		25	27	-	-
<b>Equity</b>		<b>3.896</b>	<b>3.342</b>	<b>3.872</b>	<b>3.315</b>
Provision for deferred tax	7, 19	40	34	-	-
Other provisions	20	42	44	-	-
<b>Provisions</b>		<b>82</b>	<b>78</b>	<b>-</b>	<b>-</b>
<b>Non-current liabilities other than provisions</b>	21	<b>10</b>	<b>4</b>	<b>-</b>	<b>-</b>
Other credit institutions		4	4	-	-
Prepayments received from customers		79	82	-	-
Trade payables		171	175	-	-
Income tax payable		112	114	-	-
Payables joint taxation		-	-	6	10
Other payables		213	216	-	-
Deferred income	22	186	171	-	-
<b>Current liabilities other than provisions</b>		<b>765</b>	<b>762</b>	<b>6</b>	<b>10</b>
<b>Liabilities other than provisions</b>		<b>775</b>	<b>766</b>	<b>6</b>	<b>10</b>
<b>Equity and liabilities</b>		<b>4.753</b>	<b>4.186</b>	<b>3.878</b>	<b>3.325</b>
Other adjustments	23				
Contingent assets and liabilities	24				
Fee to auditors appointed at the general meeting	25				
Related parties	26				
Ownership	27				
Subsequent events	28				

## Statement of Changes in Equity

### Group

Changes in Equity 2023	Contributed capital	Retained earnings	Total	Minority interests	Total
	MDKK	MDKK	MDKK	MDKK	MDKK
Equity beginning of year	5	3.310	3.315	27	3.342
Ordinary dividend paid	-	-	-	-9	-9
Extra ordinary dividend paid	-	-93	-93	-	-93
Exchange rate adjustments	-	-10	-10	-	-10
Other adjustments	-	-	-	-	-
Profit for the year	-	659	659	7	666
<b>Equity end of year</b>	<b>5</b>	<b>3.866</b>	<b>3.871</b>	<b>25</b>	<b>3.896</b>

Changes in Equity 2022	Contributed capital	Retained earnings	Total	Minority interests	Total
	MDKK	MDKK	MDKK	MDKK	MDKK
Equity beginning of year	5	3.140	3.145	25	3.170
Ordinary dividend paid	-	-	-	-10	-10
Extra ordinary dividend paid	-	-	-	-	-
Exchange rate adjustments	-	-15	-15	-	-15
Other adjustments	-	2	2	-	2
Profit for the year	-	183	183	12	195
<b>Equity end of year</b>	<b>5</b>	<b>3.310</b>	<b>3.315</b>	<b>27</b>	<b>3.342</b>

## Statement of Changes in Equity

Parent Company

Changes in Equity 2023	Contributed capital	Retained earnings	Total
	MDKK	MDKK	MDKK
Equity beginning of year	5	3.310	3.315
Extra ordinary dividend paid	-	-93	-93
Exchange rate adjustments	-	-10	-10
Profit for the year	-	659	659
<b>Equity end of year</b>	<b>5</b>	<b>3.866</b>	<b>3.871</b>

Changes in Equity 2022	Contributed capital	Retained earnings	Total
	MDKK	MDKK	MDKK
Equity beginning of year	5	3.141	3.146
Extra ordinary dividend paid	-	-	-
Exchange rate adjustments	-	-14	-14
Profit for the year	-	183	183
<b>Equity end of year</b>	<b>5</b>	<b>3.310</b>	<b>3.315</b>

## Consolidated Cash Flow Statement

	Notes	Group	
		2023	2022
		MDKK	MDKK
Operating profit		573	535
Depreciation, amortization and impairment losses	3	35	72
Other adjustments	23	5	-20
<b>Cash flows from operating activities before changes in working capital</b>		<b>613</b>	<b>587</b>
Change in inventories		54	-120
Change in trade receivables and other receivables		-54	-18
Change in trade payables and other debt		4	-20
Exchange rate adjustments		-5	-3
<b>Change in working capital</b>		<b>-1</b>	<b>-161</b>
<b>Cash flows from operating activities before financial income and expenses and tax</b>		<b>612</b>	<b>426</b>
Net financial items received / paid		7	3
Income taxes refunded / paid		-126	-87
<b>Cash flows from operating activities</b>		<b>493</b>	<b>342</b>
Acquisition, sales of intangible and tangible assets, net	9, 10	-116	-50
Acquisition of companies		-7	-
<b>Cash flows from investments activities</b>		<b>-123</b>	<b>-50</b>
<b>Cash flows from operating and investment activities</b>		<b>370</b>	<b>292</b>
Dividend paid		-93	-
<b>Cash flows from financing activities</b>		<b>-93</b>	<b>-</b>
<b>Increase / decrease in cash and cash equivalents</b>		<b>277</b>	<b>292</b>
Cash and Cash equivalents beginning of year		2,338	2,347
Currency translation adjustments of cash and cash equivalents		-5	-24
Unrealized gain / loss on shares and bonds		295	-277
<b>Cash and Cash equivalents end of year</b>		<b>2,905</b>	<b>2,338</b>

## Notes to the Annual Report

	<u>Group</u>		<u>Parent</u>	
	<u>2023</u>	<u>2022</u>	<u>2023</u>	<u>2022</u>
	MDKK	MDKK	MDKK	MDKK
<b>1 Revenue</b>				
<b>Geographical markets</b>				
EU countries	1.140	1.099	-	-
Other countries	1.631	1.685	-	-
<b>Total</b>	<b>2.771</b>	<b>2.783</b>	-	-
The Group, pursuant to section S6 (1) of the Danish Financial statements Act, chooses not to disclose revenue on further segments.				
<b>2 Staff costs</b>				
Wages and salaries	950	903	-	-
Pensions	40	36	-	-
Other social security expenses	92	86	-	-
	<b>1.082</b>	<b>1.025</b>	-	-
Hereof salaries and wages for Executive Board and Board of Directors				
Board of Directors	2	2	-	-
	<b>2</b>	<b>2</b>	-	-
Remuneration to the Board of Directors consist of salary from parent company as well as subsidiaries. Furthermore car has been provided for the Chairman of the Board. No remuneration has been paid to the Executive Board for 2021 nor 2020.				
Average number of employees	<b>1.858</b>	<b>1.819</b>	-	-

## Notes to the Annual Report

	<u>Group</u>		<u>Parent</u>	
	<u>2023</u>	<u>2022</u>	<u>2023</u>	<u>2022</u>
	MDKK	MDKK	MDKK	MDKK
<b>3 Depreciation, amortization and impairment losses</b>				
Goodwill	12	14	-	-
Customer base	7	6	-	-
Software and patents	6	8	-	-
Land and Buildings	18	16	-	-
Plant and Machinery	5	5	-	-
Other fixtures, fittings, tools and equipment	20	21	-	-
Leasehold improvements	2	2	-	-
Losses and gains from the sale of intangible and tangible assets	-17	-	-	-
	<u>53</u>	<u>72</u>	<u>-</u>	<u>-</u>
Transferred to raw materials and consumables	-2	-2	-	-
	<u>51</u>	<u>70</u>	<u>-</u>	<u>-</u>
<b>4 Income from investments in group enterprises after tax</b>				
Share of earnings from subsidiaries	-	-	430	405
Goodwill amortization	-	-	-16	-20
	<u>-</u>	<u>-</u>	<u>414</u>	<u>385</u>
<b>5 Other financial income</b>				
Interest received	13	6	2	3
Interest received from affiliated companies	-	-	13	-
Exchange rate adjustment	8	13	2	4
Dividend income and gain on shares and bonds	308	13	308	13
	<u>329</u>	<u>32</u>	<u>324</u>	<u>20</u>
<b>6 Other financial expenses</b>				
Interest paid	-	3	-	-
Exchange rate adjustment	30	26	-	-
Losses on shares and bonds	-	277	-	277
	<u>30</u>	<u>306</u>	<u>-</u>	<u>277</u>

## Notes to the Annual Report

	<u>Group</u>		<u>Parent</u>	
	<u>2023</u>	<u>2022</u>	<u>2023</u>	<u>2022</u>
	MDKK	MDKK	MDKK	MDKK
<b>7 Tax on profit for the year</b>				
Corporation tax for the year	180	58	76	-56
Deferred tax for the year	24	-4	-	-
Adjustments to previous years	-3	12	-	-
Dividend tax paid abroad	-	-	-	-
<b>Tax for the year</b>	<b>201</b>	<b>65</b>	<b>76</b>	<b>-56</b>
Specified on the following:				
Tax on profit for the year	204	66	76	-56
<b>Tax for the year</b>	<b>204</b>	<b>66</b>	<b>76</b>	<b>-56</b>
<b>Deferred tax assets</b>				
Deferred tax beginning of the year	74	66	-	-
Adjustments in Profit & Loss	-4	6	-	-
Adjustments in Equity	-5	2	-	-
Currency adjustments	-	-	-	-
<b>Deferred tax end of year</b>	<b>65</b>	<b>74</b>	<b>-</b>	<b>-</b>
<b>Provisions for deferred tax</b>				
Provisions for deferred tax beginning of the year	34	29	-	-
Adjustments in Profit & Loss	6	3	-	-
Adjustments in Equity	-	2	-	-
<b>Provisions for deferred tax end of year</b>	<b>40</b>	<b>34</b>	<b>-</b>	<b>-</b>
<b>8 Proposed distribution of profit</b>				
Retained earnings			659	183
			<b>659</b>	<b>183</b>

## Notes to the Annual Report

### 9 Intangible Assets

Group	Goodwill	Customer base	Software and Patents
	MDKK	MDKK	MDKK
<b>2023</b>			
Cost beginning of year	107	32	93
Exchange adjustment	-	-	-
Additions for the year	6	-	5
Cost end of year	<u>113</u>	<u>32</u>	<u>98</u>
Amortization and impairment losses beginning of year	92	25	85
Amortization for the year	12	7	6
Amortization and impairment losses end of year	<u>104</u>	<u>32</u>	<u>91</u>
<b>Carrying amount end of year</b>	<u>9</u>	<u>-</u>	<u>7</u>

### 10 Tangible Assets

Group	Land and buildings	Plant and machinery	Other fixtures, fittings, tools and equipment	Leasehold improvements
	MDKK	MDKK	MDKK	MDKK
<b>2023</b>				
Cost beginning of year	618	68	233	17
Exchange adjustment	-	-	-3	-1
Additions for the year	94	4	32	2
Disposals for the year	-13	-	-11	-
Cost end of year	<u>699</u>	<u>72</u>	<u>251</u>	<u>18</u>
Depreciation and write down beginning of year	189	52	194	12
Exchange adjustment	-	-	-	-1
Depreciation for the year	18	5	20	2
Depreciation of sold assets for the year	-11	-	-7	-
Depreciation end of year	<u>196</u>	<u>57</u>	<u>207</u>	<u>13</u>
<b>Carrying amount end of year</b>	<u>503</u>	<u>15</u>	<u>44</u>	<u>5</u>

## Notes to the Annual Report

### Parent

2023	2022
MDKK	MDKK

#### 11 Investments in group enterprises

Cost beginning of year	1.028	1.025
Additions for the year	-	3
Cost end of year	<u>1.028</u>	<u>1.028</u>
Revaluations beginning of year	-81	-7
Exchange rate adjustment	-9	-14
Dividend received	-441	-446
Amortization on goodwill	-16	-20
Profit for the year	430	405
Revaluations end of year	<u>-117</u>	<u>-81</u>
<b>Carrying amount end of year</b>	<b><u>911</u></b>	<b><u>946</u></b>

Goodwill and Customer base included in the above amounts to

9	22
---	----

Shares in subsidiaries:

	Country	Ownership	Share capital
FOSS A/S	Denmark	100%	MDKK 98,0
Ibsen Photonics A/S	Denmark	88%	TDKK 6,857
Au2mate A/S	Denmark	51%	TDKK 3,000
NFCO 1 A/S	Denmark	100%	TDKK 1,200

### Group

### Parent

2023	2022	2023	2022
MDKK	MDKK	MDKK	MDKK

#### 12 Investment in associated companies

Cost beginning of year	-	-	-	-
Additions for the year	7	-	7	-
Cost end of year	<u>7</u>	<u>-</u>	<u>7</u>	<u>-</u>
Revaluations beginning of year	-	-	-	-
Depreciation of goodwill	-2	-	-2	-
Shares of profit for the year	-	-	-	-
Revaluations end of year	<u>-2</u>	<u>-</u>	<u>-2</u>	<u>-</u>
<b>Carrying amount end of year</b>	<b><u>3</u></b>	<b><u>-</u></b>	<b><u>3</u></b>	<b><u>-</u></b>

## Notes to the Annual Report

	<u>Group</u>		<u>Parent</u>	
	<u>2023</u>	<u>2022</u>	<u>2023</u>	<u>2022</u>
	MDKK	MDKK	MDKK	MDKK
<b>13 Inventories</b>				
Raw materials and consumables	170	201	-	-
Work in progress	70	72	-	-
Manufactured goods and goods for resale	182	203	-	-
	<u>422</u>	<u>476</u>	<u>-</u>	<u>-</u>
<b>14 Contract work in progress</b>				
Selling price of work in progress	97	111	-	-
Payments received on account	-110	-113	-	-
	<u>-13</u>	<u>-2</u>	<u>-</u>	<u>-</u>
Recognised in the balance sheet as follows:				
Contract work in progress recognised in assets	12	17	-	-
Prepayments received recognised in debt	-26	-20	-	-
	<u>-14</u>	<u>-3</u>	<u>-</u>	<u>-</u>
<b>15 Other short-term receivables</b>				
Deposits	13	11	-	-
Leasing receivables	-	9	-	-
Other receivables	41	37	-	-
	<u>54</u>	<u>57</u>	<u>-</u>	<u>-</u>

## Notes to the Annual Report

	<u>Group</u>		<u>Parent</u>	
	<u>2023</u>	<u>2022</u>	<u>2023</u>	<u>2022</u>
	MDKK	MDKK	MDKK	MDKK
<b>16 Deferred tax assets</b>				
Fixed Assets	-	3	-	-
Inventories	49	50	-	-
Provisions	6	9	-	-
Prepayments and accruals	10	12	-	-
	<u>65</u>	<u>74</u>	<u>-</u>	<u>-</u>
<b>17 Prepayments</b>				
Other prepayments	19	25	-	-
	<u>19</u>	<u>25</u>	<u>-</u>	<u>-</u>
<b>18 Contributed capital</b>				
Contributed capital is composed as follows:				
<u>A-shares:</u>				
760,741 units of DKK 1	1	1	1	1
460 units of DKK 1,000				
<u>B-shares:</u>				
2,417,254 units of DKK 1	4	4	4	4
1,840 units of DKK 1,000				
	<u>5</u>	<u>5</u>	<u>5</u>	<u>5</u>

There has not been any capital changes the last 5 years.

## Notes to the Annual Report

	<u>Group</u>		<u>Parent</u>	
	<u>2023</u>	<u>2022</u>	<u>2023</u>	<u>2022</u>
	MDKK	MDKK	MDKK	MDKK
<b>19 Provisions for deferred tax</b>				
Fixed assets	40	23	-	-
Inventories	6	7	-	-
Provisions	-6	4	-	-
	<u>40</u>	<u>34</u>	<u>-</u>	<u>-</u>
<b>20 Other provisions</b>				
Provisions for pensions etc	22	23	-	-
Provisions for warranty	20	21	-	-
	<u>42</u>	<u>44</u>	<u>-</u>	<u>-</u>
<b>21 Non-current liabilities other than provisions</b>				
All long term debt falls due between 1 and 5 years	10	4	-	-
<b>22 Deferred income</b>				
Service contracts	186	171	-	-
	<u>186</u>	<u>171</u>	<u>-</u>	<u>-</u>
<b>23 Other adjustments</b>				
Change in other provisions	-2	-		
Exchange adjustments	1	-5		
Change in long term debt	6	-15		
	<u>5</u>	<u>-20</u>		

## Notes to the Annual Report

	<u>Group</u>		<u>Parent</u>	
	<u>2023</u>	<u>2022</u>	<u>2023</u>	<u>2022</u>
	MDKK	MDKK	MDKK	MDKK
<b>24 Contingent assets and liabilities</b>				
<b>Contingent assets</b>				
Value of non recognized tax losses carried forward	8	8	-	-
Value of non recognized tax losses carried forward on loss on properties	8	8	-	-
	<u>16</u>	<u>16</u>	<u>-</u>	<u>-</u>
<b>Contingent liabilities</b>				
Leases related to offices	36	31	-	-
Other lease commitments	26	32	-	-
Securities and guarantees	2	2	-	-
	<u>64</u>	<u>65</u>	<u>-</u>	<u>-</u>
<b>Guarantees etc.:</b>				
Purchase obligations for long-term delivery from suppliers do not exceed	115	158	-	-
Security concerning credit cards issued in subsidiaries	2	2	-	-
The Company and it's Danish subsidiaries are a part of a Danish joint taxation and the Company is the administrative entity. The company is liable for potential obligations for withholding taxes on interest, royalties, dividends and company taxes within the joint taxation according to the company taxation law.				
	MDKK	MDKK	MDKK	MDKK
<b>25 Fee to auditors appointed at the general meeting</b>				
Fee for statutory audit	3	3	-	-
Tax advice	2	1	-	-
Other services	1	1	-	-
<b>Fee</b>	<u>6</u>	<u>5</u>	<u>-</u>	<u>-</u>
<b>26 Related parties</b>				
The members of the Executive Board and Board of Directors are considered related parties following their positions in the Company.				
Transactions with related parties are based on market price (arm's length).				
<b>27 Ownership</b>				
Below stated shareholders hold more than 5% of the voting rights and/or of the contributed capital.				
Dorte Grete Foss, Rudersdal, Denmark				
Nils Christian Foss, Gentofte, Denmark				
Pernille Foss, Fredensborg, Denmark				
Peter Alexander Foss, Gentofte, Denmark				
Clara Frederikke Foss, Copenhagen, Denmark				
<b>28 Subsequent events</b>				
No events have occurred after the balance sheet to this date, which would influence the evaluation of this annual report.				

## **Accounting Principles**

### **Basis of preparation**

This annual report has been prepared in accordance with the provisions of the Danish Financial Statements Act governing reporting class C enterprises (large).

The accounting policies for these financial statements are consistent with those applied last year.

The annual report is prepared in DKK million.

### **Recognition and measurement**

Assets are recognized in the balance sheet when it is probable as a result of a prior event that future economic benefits will flow to the Group, and the value of the assets can be measured reliably.

Liabilities are recognized in the balance sheet when the Group has a legal or constructive obligation as a result of a prior event, and it is probable that future economic benefits will flow out of the Group, and the value of the liabilities can be measured reliably.

On initial recognition, assets and liabilities are measured at cost. Measurement subsequent to initial recognition is effected as described below for each financial statement item.

Anticipated risks and losses that arise before the time of presentation of the annual report and that confirm or invalidate affairs and conditions existing at the balance sheet date are considered at recognition and measurement.

Income is recognized in the income statement when earned, whereas costs are recognized by the amounts attributable to this financial year.

### **Consolidated financial statements**

The consolidated financial statements comprise N. Foss & Co. A/S (Parent) and the group enterprises (subsidiaries) that are controlled by the Parent. Control is achieved by the Parent, either directly or indirectly, holding more than 50% of the voting rights or in any other way possibly or actually exercising controlling influence. Enterprises in which the Group, directly or indirectly, holds between 20% and 50% of the voting rights and exercises significant, but not controlling influence are regarded as associates. Companies in which N. Foss & Co. A/S does not have determining influence but owns 50% are prorated line by line consolidated.

### **Basis of Consolidation**

The consolidated financial statements are prepared on the basis of the financial statements of N. Foss & Co. A/S and its subsidiaries. The consolidated financial statements are prepared by combining uniform items. On consolidation, intra-group income and expenses, intra-group accounts and dividends as well as profits and losses on transactions between the consolidated enterprises are eliminated. The financial statements used for consolidation have been prepared applying the Group's accounting policies.

Subsidiaries' financial statement items are recognized in full in the consolidated financial statements. Minority interests' pro rata shares of the profit/loss and the net assets are disclosed as separate items in the income statement and the balance sheet, respectively.

Investments in subsidiaries are offset at the pro rata share of such subsidiaries' net assets at the takeover date, with net assets having been calculated at fair value.

#### **Profits or losses from divestment of equity investments**

Profits or losses from divestment or winding-up of subsidiaries are calculated as the difference between selling price or settlement price and the carrying amount of the net assets at the time of divestment or winding-up, inclusive of non-amortized goodwill and estimated divestment or winding-up expenses.

#### **Foreign currency translation**

On initial recognition, foreign currency transactions are translated applying the exchange rate at the transaction date. Receivables, payables and other monetary items denominated in foreign currencies that have not been settled at the balance sheet date are translated using the exchange rate at the balance sheet date. Exchange differences that arise between the rate at the transaction date and the one in effect at the payment date or the rate at the balance sheet date are recognized in the income statement as financial income or financial expenses. Property, plant and equipment, intangible assets, inventories and other non-monetary assets that have been purchased in foreign currencies are translated using historical rates.

When recognizing foreign subsidiaries and associates that are independent entities, the income statements are translated at average exchange rates for the months that do not significantly deviate from the rates at the transaction date. Balance sheet items are translated using the exchange rates at the balance sheet date. Goodwill is considered as belonging to the independent foreign entity and is translated using the exchange rate at the balance sheet date. Exchange differences arising out of the translation of foreign subsidiaries' equity at the beginning of the year at the balance sheet date exchange rates as well as out of the translation of income statements from average rates to the exchange rates at the balance sheet date are recognized directly in equity.

Exchange adjustments of outstanding accounts with independent foreign subsidiaries which are considered part of the total investment in the subsidiary in question are classified directly as equity.

When recognizing foreign subsidiaries that are integral entities, monetary assets and liabilities are translated using the exchange rates at the balance sheet date. Non-monetary assets and liabilities are translated at the exchange rate of the time of acquisition or the time of any subsequent revaluation or write-down. The items of the income statement are translated at the average rates of the months; however, items deriving from non-monetary assets and liabilities are translated using the historical rates applicable to the relevant non-monetary items.

#### **Derivative financial instruments**

On initial recognition in the balance sheet, derivative financial instruments are measured at cost and subsequently at fair value. Derivative financial instruments are recognized under prepayments or deferred income.

Changes in the fair value of derivative financial instruments classified as and complying with the requirements for hedging the fair value of a recognized asset or a recognized liability are recorded in the income statement together with changes in the value of the hedged asset or the hedged liability.

Changes in the fair value of derivative financial instruments classified as and complying with the requirements for hedging future transactions are classified directly in equity. When the

hedged transactions are realized, the accumulated changes are recognized as part of cost of the relevant financial statement items.

For derivative financial instruments that do not comply with the requirements for being treated as hedging instruments, changes in fair value are recognized currently in the income statement as financial income or financial expenses.

Changes in the fair value of derivative financial instruments applied for hedging net investments in independent foreign subsidiaries or associates are classified directly as equity.

### **Income statement**

#### **Revenue**

Revenue from the sale of manufactured goods and goods for resale is recognized in the income statement when delivery is made, and risk has passed to the buyer. Revenue is recognized net of VAT, duties and sales discounts and measured at fair value of the consideration fixed.

Revenue is recognized concurrently with the completion of the service, which the contract relates to by using the percentage of completion method, whereby the revenue corresponds to the selling price of the service performed during the year. The method is used when the total income and expenses of the service and the stage of completion can measure reliably and it is probable that the economic benefits relating to the sale will flow to the company. As stage of completion is applied hours spent in relation to the expected total hours spent on the service.

#### **Other operating income and expenses**

Other operating income and expenses comprise income and expenses of a secondary nature viewed in relation to the Group's primary activities, including subsidies, rental income, license income, etc.

#### **Cost of raw materials and consumables**

Cost of raw materials and consumables comprise of expenses that supports the revenue of the financial year. Included is the cost of goods sold for the financial year measured at cost price and adjusted for obsolescence.

#### **Other external expenses**

Other external expenses comprise expenses for distribution, sale, marketing, administration, premises, bad debts, etc.

Other external expenses also include research costs, costs of development projects that do not meet the criteria for recognition in the balance sheet. In addition, provisions for loss on contract work in progress are recognized.

#### **Staff costs**

Staff costs comprise salaries and wages as well as social security costs, pension contributions etc for the Company's staff.

#### **Other financial income and expenses**

These items comprise interest income and expenses, realized and unrealized capital gains and losses on securities, payables and transactions in foreign currencies as well as tax surcharge and tax relief under the Danish Tax Prepayment Scheme.

### **Income taxes**

Tax for the year, which consists of current tax for the year and changes in deferred tax, is recognized in the income statement by the portion attributable to the profit for the year and recognized directly in equity by the portion attributable to entries directly in equity. The portion of the tax taken to the income statement, which relates to extraordinary profit/loss for the year, is allocated to this entry whereas the remaining portion is taken to the year's profit/loss from ordinary activities.

The current tax payable or receivable is recognized in the balance sheet, stated as tax calculated on this year's taxable income, adjusted for prepaid tax.

Deferred tax is recognized on all temporary differences between the carrying amount and tax-based value of assets and liabilities, for which the tax-based value of assets is calculated based on the planned use of each asset.

Deferred tax is measured based on the tax regulations and tax rates of the relevant countries that will be in effect, using the laws at the balance sheet date, when the deferred tax is estimated to be triggered as current tax. Changes in deferred tax resulting from changed tax rates are recognized in the income statement.

Deferred tax assets, including the tax base of tax loss carry forwards, are recognized in the balance sheet at their estimated realizable value within 3-5 years, either as a set-off against deferred tax liabilities or as net tax assets.

The Parent is jointly taxed with all of its Danish subsidiaries. The current Danish income tax is allocated among the jointly taxed companies proportionally to their taxable income (full allocation with a refund concerning tax losses).

Deferred tax relating to re-taxation of previously deducted losses of foreign subsidiaries is recognized based on a specific assessment of the purpose of the individual subsidiary.

### **Balance sheet**

#### **Goodwill and goodwill on consolidation**

Goodwill is amortized straight-line over its estimated useful life which is fixed based on the experience gained by Management for each business area. The period of amortization is usually five years, however, it may be up to 10 years for strategically acquired enterprises with a strong market position and a long-term earnings profile if the longer period of amortization is considered to give a better reflection of the benefit from the relevant resources.

Goodwill is written down to the lower of recoverable amount and carrying amount.

#### **Customer base**

On initial recognition, customer base identified from business combinations are recognized in the balance sheet at fair value. Subsequently, customer base are measured at fair value less accumulated amortization and impairment losses. Customer base are amortized over a period of 5 years using the diminishing balance method.

**Other intangible assets**

Other intangible assets comprise acquired intellectual property rights.

Acquired intellectual property rights in the form of patents and licenses are measured at cost less accumulated amortization and impairment losses. Patents are amortized over their remaining duration, and licenses are amortized over the term of the agreement, but over no more than 3 years.

Other intangible assets are written down to the lower of recoverable amount and carrying amount.

Profits and losses from the sale of other intangible assets are calculated as the difference between selling price less selling costs and the carrying amount at the time of sale. Profits or losses are recognized in the income statement as an adjustment to amortization and impairment losses, or under other operating income if the selling price exceeds original cost.

**Property, plant and equipment**

Land and buildings, plant and machinery as well as other fixtures and fittings, tools and equipment are measured at cost less accumulated depreciation and impairment losses. Land is not depreciated.

Cost comprises the acquisition price, costs directly attributable to the acquisition, and preparation costs of the asset until the time when it is ready to be put into operation.

The basis of depreciation is cost less estimated residual value after the end of useful life. Straight-line depreciation is made on the basis of the following estimated useful lives of the assets:

Buildings	20-50 years
Plant and machinery	3-5 years
Other fixtures and fittings, tools and equipment	3-5 years
Leasehold improvements	through the rental period

Property, plant and equipment are written down to the lower of recoverable amount and carrying amount.

Profits and losses from the sale of property, plant and equipment are calculated as the difference between selling price less selling costs and carrying amount at the time of sale. Profits or losses are recognized in the income statement as adjustment to depreciation and impairment losses, or under other operating income if the selling price exceeds original cost.

**Investments in subsidiaries and associates**

Investments in subsidiaries and associates are recognized and measured under the equity method. This means that investments are measured at the pro rata share of the enterprises' equity plus or less unamortized positive, or negative, goodwill and plus or less unrealized intra-group profits or losses.

The Parent's share of the enterprises' profits or losses after elimination of unrealized intra-group profits and losses and less or plus amortization of positive, or negative, goodwill is recognized in the income statement.

Subsidiaries and associates with a negative equity value are measured at zero value, and any receivables from these enterprises are written down by the Parent's share of such negative equity if it is deemed irrecoverable. If the negative equity exceeds the amount receivable, the

remaining amount is recognized under provisions if the Parent has a legal or constructive obligation to cover the liabilities of the relevant enterprise.

Upon distribution of profit or loss, net revaluation of investments in subsidiaries and associates is transferred to reserve for net revaluation according to the equity method under equity.

The purchase method is applied in the acquisition of investments in subsidiaries and associates; see above description under consolidated financial statements.

### **Inventories**

Inventories are measured at the lower of cost using the FIFO method or net realizable value.

Cost of goods for resale, raw materials and consumables consists of purchase price plus delivery costs. Cost of manufactured goods and work in progress consists of costs of raw materials, consumables and direct labor costs as well as indirect production costs.

Indirect production costs comprise indirect materials and labor costs, costs of maintenance of and depreciation and impairment losses on machinery, factory buildings and equipment applied for the manufacturing process as well as costs of factory administration and management. Financing costs are not included in cost.

The net realizable value of inventories is calculated as the estimated selling price less completion costs and costs incurred to execute sale.

### **Receivables**

Receivables are measured at amortized cost, usually equaling nominal value less provisions for bad debts.

### **Contract work in progress**

Contract work in progress is measured at selling price of the work performed calculated on the basis of the stage of completion. The stage of completion is measured by the proportion that the contract expenses incurred to date bear to the estimated total contract expenses. Where it is probable that total contract expenses will exceed total revenues from a contract, the expected loss is recognized as an expense in the income statement.

Where the selling price cannot be measured reliably, the selling price is measured at the lower of expenses incurred and net realizable value.

Expenses relating to sales work and the winning of contracts are recognized in the income statement as incurred.

### **Prepayments**

Prepayments comprise incurred costs relating to subsequent financial years. Prepayments are measured at cost.

### **Other investments**

Securities recognized under current assets comprise listed bonds and investments measured at fair value (quoted price) at the balance sheet date.

2024052909303

### **Dividend**

The proposed dividend for the financial year is disclosed as a separate item in equity.

### **Other provisions**

Other provisions comprise anticipated warranty commitments, decided and published restructurings, etc.

Other provisions are recognized and measured as the best estimate of the expenses required to settle the liabilities at the balance sheet date. Provisions that are estimated to mature more than one year after the balance sheet date are measured at their discounted value.

Warranty commitments comprise commitments to remedy defects and deficiencies within the guarantee period.

### **Lease commitments**

Lease payments on operating leases are recognized on a straight-line basis in the income statement over the term of the lease.

### **Other financial liabilities**

Other financial liabilities are recognized at amortized cost which usually corresponds to nominal value.

### **Deferred income**

Deferred income comprises received income for recognition in subsequent financial years. Deferred income is measured at cost.

### **Cash flow statement**

The cash flow statement of the Group is presented using the indirect method and shows cash flows from operating, investing and financing activities as well as the Group's cash and cash equivalents at the beginning and the end of the financial year. No separate cash flow statement has been prepared for the Parent because it is included in the consolidated cash flow statement.

Cash flows from operating activities are calculated as the operating profit/loss adjusted for non-cash operating items, working capital changes and income taxes paid.

Cash flows from investing activities comprise payments in connection with fixed asset investments as well as purchase and sale, etc of intangible assets and property, plant and equipment.

Cash flows from financing activities comprise of debt raised and repayments of short and long term loans as well as payment of dividend.

Cash and cash equivalents comprise cash and short-term securities with an insignificant price risk.

**Financial highlights**

Financial highlights are defined and calculated in accordance with "Recommendations & Ratios" issued by the Danish Society of Financial Analysts.

The financial ratios have been calculated as follows:

Operating profit for the year vs. revenue =		$\frac{\text{Operating Profit} \times 100}{\text{Revenue}}$
Return on Investments	=	$\frac{\text{Operating Profit} \times 100}{\text{Total Assets}}$
Solvency ratio	=	$\frac{\text{Equity at year end} \times 100}{\text{Total Assets}}$
Return on equity	=	$\frac{\text{Profit for the year} \times 100}{\text{Average equity}}$

# N. Foss & Co. A/S

Final Audit Report

2024-03-14

Created:	2024-03-14
By:	Gitte Fabricius Andersen (gfa@foss.dk)
Status:	Signed
Transaction ID:	CBJCHBCAABAAZP24Z2aWf-VJyozgCD73CZEHXMmOWEKC

## "N. Foss & Co. A/S" History


-  Document created by Gitte Fabricius Andersen (gfa@foss.dk)  
2024-03-14 - 13:23:31 GMT- IP address: 193.182.166.3
-  Document emailed to ncfoss@mail.dk for signature  
2024-03-14 - 13:25:16 GMT
-  Document emailed to Peter Foss (pf@foss.dk) for signature  
2024-03-14 - 13:25:16 GMT
-  Document emailed to pernille@pernillefoss.dk for signature  
2024-03-14 - 13:25:16 GMT
-  Document emailed to peter.h.kurstein@gmail.com for signature  
2024-03-14 - 13:25:16 GMT
-  Document emailed to Kirsten Aaskov Mikkelsen (kmikkelsen@deloitte.dk) for signature  
2024-03-14 - 13:25:17 GMT
-  Document emailed to nthomsen@deloitte.dk for signature  
2024-03-14 - 13:25:17 GMT
-  Email viewed by Kirsten Aaskov Mikkelsen (kmikkelsen@deloitte.dk)  
2024-03-14 - 13:25:40 GMT- IP address: 104.47.55.126
-  Document e-signed by Kirsten Aaskov Mikkelsen (kmikkelsen@deloitte.dk)  
Signature Date: 2024-03-14 - 13:25:55 GMT - Time Source: server- IP address: 163.116.181.103
-  Email viewed by ncfoss@mail.dk  
2024-03-14 - 13:26:34 GMT- IP address: 172.225.210.25
-  Email viewed by pernille@pernillefoss.dk  
2024-03-14 - 13:56:47 GMT- IP address: 146.75.200.0

**Adobe Acrobat Sign**

2024052909306

 Email viewed by Peter Foss (pf@foss.dk)

2024-03-14 - 14:11:47 GMT- IP address: 83.89.91.196

 Document e-signed by Peter Foss (pf@foss.dk)

Signature Date: 2024-03-14 - 14:12:05 GMT - Time Source: server- IP address: 83.89.91.196

 Signer pernille@pernillefoss.dk entered name at signing as Pernille Foss

2024-03-14 - 14:23:27 GMT- IP address: 83.92.126.253

 Document e-signed by Pernille Foss (pernille@pernillefoss.dk)

Signature Date: 2024-03-14 - 14:23:29 GMT - Time Source: server- IP address: 83.92.126.253

 Email viewed by peter.h.kurstein@gmail.com

2024-03-14 - 14:23:56 GMT- IP address: 83.94.44.187

 Signer peter.h.kurstein@gmail.com entered name at signing as Peter Kürstein


2024-03-14 - 14:24:19 GMT- IP address: 83.94.44.187

 Document e-signed by Peter Kürstein (peter.h.kurstein@gmail.com)


Signature Date: 2024-03-14 - 14:24:21 GMT - Time Source: server- IP address: 83.94.44.187

 Signer ncfoss@mail.dk entered name at signing as Nils Christian Foss

2024-03-14 - 14:29:01 GMT- IP address: 87.63.191.50

 Document e-signed by Nils Christian Foss (ncfoss@mail.dk)

Signature Date: 2024-03-14 - 14:29:03 GMT - Time Source: server- IP address: 87.63.191.50

 Email viewed by nthomsen@deloitte.dk

2024-03-14 - 15:07:31 GMT- IP address: 104.47.55.126

 Signer nthomsen@deloitte.dk entered name at signing as Nikolaj Thomsen

2024-03-14 - 15:10:40 GMT- IP address: 163.116.173.125

 Document e-signed by Nikolaj Thomsen (nthomsen@deloitte.dk)

Signature Date: 2024-03-14 - 15:10:42 GMT - Time Source: server- IP address: 163.116.173.125

 Agreement completed.

2024-03-14 - 15:10:42 GMT



**Adobe Acrobat Sign**

# N. Foss & Co. A/S

Final Audit Report

2024-05-23

Created:	2024-05-23
By:	Gitte Fabricius Andersen (gfa@foss.dk)
Status:	Signed
Transaction ID:	CBJCHBCAABAA3hK3ELrj6JvGmTeAWbexLryvY6HH1JIU

## "N. Foss & Co. A/S" History

-  Document created by Gitte Fabricius Andersen (gfa@foss.dk)  
2024-05-23 - 08:34:06 GMT - IP address: 193.182.166.3
-  Document emailed to Peter Foss (pf@foss.dk) for signature  
2024-05-23 - 08:34:49 GMT
-  Email viewed by Peter Foss (pf@foss.dk)  
2024-05-23 - 08:47:47 GMT - IP address: 193.182.166.3
-  Document e-signed by Peter Foss (pf@foss.dk)  
Signature Date: 2024-05-23 - 08:47:57 GMT - Time Source: server- IP address: 193.182.166.3
-  Agreement completed.  
2024-05-23 - 08:47:57 GMT