

Årsredovisning för

Aryzta Holding AB

556612-0779

Räkenskapsåret

21-08-01 - 22-07-31

Fastställelseintyg

Undertecknad styrelseledamot intygar härmed dels att denna kopia av årsredovisningen överensstämmer med originalet, dels att resultat- och balansräkningen fastställts på årsstämman den 31 januari 2023.

Stämman beslöt också att godkänna styrelsens förslag till resultatdisposition.

Skärholmen den
31 januari 2023


Michael Berglind
Verkställande Direktör

Årsredovisning
för
Aryzta Holding AB

556612-0779

Räkenskapsåret

2021-08-01 - 2022-07-31

Styrelsen för Aryzta Holding AB avger följande årsredovisning för räkenskapsåret 2021-08-01 - 2022-07-31.

Årsredovisningen är upprättad i Svenska kronor, SEK. Alla belopp redovisas, om inte annat anges, i tusentals kronor (TSEK).

Förvaltningsberättelse

Information om verksamheten

Bolagets verksamhet består i att förvalta aktier i Aryztas Europeiska bolag. Koncernens bolag bedriver bageriverksamhet. Utvecklingen under räkenskapsåret har varit något under koncernens målsättning men dock tillfredställande.

Ingen koncernredovisning upprättas för Aryzta Holding AB med hänvisning till ÅRL 7 kap 2§. Yttersta moderbolag i gruppen är Aryzta AG (CH-020.3.032.251-9), Zürich, Schweiz, vilken även upprättar koncernens koncernredovisning. Huvudkontoret finns på nedanstående adress, där även koncernredovisningen går att beställa.

ARYZTA AG
Talacker 41
8001 Zürich
Switzerland
Tel: +41 (0) 445834200
Fax: +41 (0) 445834249
Homepage: www.aryzta.com
Email: info@ARYZTA.com

Företaget har sitt säte i Stockholm.

Väsentliga händelser under räkenskapsåret

En av två produktionsanläggningar i Spanien har stängts permanent under räkenskapsåret. Produktionen har flyttats till den andra anläggningen. Detta har inneburit en stor förbättring i produktionseffektivitet och resultat för den spanska delen.

Under året har koncernen påbörjat ett arbete med att strukturera om de koncerninterna lån som finns i koncernen efter det att koncernens enheter i USA och Brasilien har sålts.

Aryzta Holding AB är sedan tidigare tilldelad en skuld från FSB Inc (USA) i utbyte mot ett skuldebrev. (Aryzta Holding har en skuld till FSB Inc och en fordran från Aryzta Iberia). Under räkenskapsåret har Aryzta Holding erhållit ett aktieägartillskott från FSB Inc. (16,4mSEK) genom vilken skulden till FSB Inc. efterskänks. Samtidigt efterskänker Aryzta Holding AB sin fordran på Aryzta Iberia med samma belopp.

Ovannämnda transaktioner har ingen påverkan på bolagets eget kapital.

Förväntad framtida utveckling

Företaget förväntar sig en positiv utveckling i framtiden.

2023020101551

2023020101552

Flerårsöversikt (Tkr)	2021/22	2020/21	2019/20	2018/19	2017/18
Nettoomsättning	0	0	0	0	0
Resultat efter finansiella poster	-26 488	194	-194	-2 234	-2 845
Balansomslutning	236 550	236 499	236 447	236 394	236 395
Soliditet (%)	22	26	26	26	27
Kassalikviditet (%)	0	1	1	1	4

Förändring av eget kapital (Tkr)

)

	Aktie- kapital	Balanserat resultat	Årets resultat	Totalt eget kapital
Belopp vid årets ingång	200	61 542	194	61 936
Disposition enligt beslut av årsstämman:		194	-194	0
Erhållna aktieägartillskott		16 404		16 404
Årets resultat			-26 488	-26 488
Belopp vid årets utgång	200	78 140	-26 488	51 852

)

Förslag till vinstdisposition

Styrelsen föreslår att till förfogande stående vinstmedel (kronor):

balanserad vinst	78 140 279
årets förlust	-26 488 211
	51 652 068

disponeras så att
i ny räkning överföres

51 652 068

) Bolagets fria egna kapital uppgår till 51 652 tkr. Ingen avsättning till bundet eget kapital är föreslagen.

Koncernbidrag har erhållits med beloppet 72 tkr från Aryzta Nordic AB (556059-6545).

) Företagets resultat och ställning i övrigt framgår av efterföljande resultat- och balansräkning med noter.

Resultaträkning

Tkr

	Not	2021-08-01 -2022-07-31	2020-08-01 -2021-07-31
Rörelsens kostnader			
Övriga externa kostnader		-72	-54
Personalkostnader	2	0	0
		-72	-54
Rörelseresultat	3	-72	-54
Resultat från finansiella investeringar			
Resultat från andelar i koncernföretag		-16 404	10 278
Övriga ränteintäkter och liknande resultatposter		1	56
Räntekostnader och liknande resultatposter	4	-10 085	-10 140
Resultat efter finansiella poster		-26 561	140
Erhållet koncernbidrag	5	72	54
Årets resultat		-26 488	194

2023020101553

Balansräkning

Tkr

Not

2022-07-31

2021-07-31

TILLGÅNGAR

Anläggningstillgångar

Finansiella anläggningstillgångar

Andelar i koncernföretag

7, 8

236 268

236 268

Fordringar hos koncernföretag

9

282

209

Summa finansiella anläggningstillgångar

236 550

236 477

Omsättningstillgångar

Kassa och bank

20

22

SUMMA TILLGÅNGAR

236 570

236 499

2023020101554

)

)

)

)

Balansräkning

Tkr

Not

2022-07-31

2021-07-31

EGET KAPITAL OCH SKULDER

Eget kapital

10

Bundet eget kapital

Aktiekapital

200

200

Summa bundet eget kapital

200

200

Fritt eget kapital

Balanserad vinst eller förlust

78 140

61 542

Årets resultat

-26 488

194

Summa fritt eget kapital

51 652

61 736

Summa eget kapital

51 852

61 936

Långfristiga skulder

11

Skulder till koncernföretag

8 360

171 362

Summa långfristiga skulder

8 360

171 362

Kortfristiga skulder

Skulder till koncernföretag

176 143

2 993

Aktuella skatteskulder

0

0

Övriga skulder

215

208

Summa kortfristiga skulder

176 358

3 201

SUMMA EGET KAPITAL OCH SKULDER

236 570

236 499

Noter

Tkr

Not 1 Redovisnings- och värderingsprinciper

Från och med räkenskapsåret 2014/2015 upprättas årsredovisningen med tillämpning av Årsredovisningslagen och Bokföringsnämndens allmänna råd BFNAR 2012:1 Årsredovisning och koncernredovisning (K3).

Redovisning av andelar i koncernföretag

Andelar i koncernföretag redovisas till det belopp vilket motsvarar utgiften för andelarnas förvärv.

Koncernbidrag

Erhållna och lämnade koncernbidrag redovisas som bokslutsdispositioner.

Uppskattningar och bedömningar

Upprättandet av bokslut och tillämpning av redovisningsprinciper, baseras på ledningens bedömningar, uppskattningar och antaganden som anses vara rimliga vid den tidpunkt då bedömningen görs. Uppskattningar och bedömningar är baserade på historiska erfarenheter och ett antal andra faktorer, som under rådande omständigheter anses vara rimliga. Resultatet av dessa används för att bedöma de redovisade värdena på tillgångar och skulder, som inte annars framgår tydligt från andra källor. Det verkliga utfallet kan avvika från dessa uppskattningar och bedömningar. Sådana uppskattningar och antaganden som innebär en betydande risk för en väsentlig justering av redovisade värden för tillgångar och skulder under nästkommande år bedöms inte föreligga.

Not 2 Anställda och personalkostnader

Bolaget har inte haft några anställda och några löner har ej utbetalats.

Not 3 Inköp och försäljning mellan koncernföretag

Under året har inga koncerninterna inköp eller försäljningar ägt rum.

Not 4 Räntekostnader och liknande resultatposter

	2021-08-01 -2022-07-31	2020-08-01 -2021-07-31
Räntekostnader till koncernföretag	10 084	10 084
Kursdifferenser	1	56
	10 085	10 140

Not 5 Bokslutsdispositioner

	2021-08-01 -2022-07-31	2020-08-01 -2021-07-31
Erhållet koncernbidrag	72	54
	72	54

Not 6 Skatt på årets resultat

	2021-08-01 -2022-07-31	2020-08-01 -2021-07-31
Skatt på årets resultat		
Aktuell skatt	0	0
Förändring av tidigare års taxering	0	0
Totalt redovisad skatt	0	0

Avstämning av effektiv skatt

	2021-08-01 -2022-07-31	2020-08-01 -2021-07-31
	Procent Belopp	Percent Amounts
Redovisat resultat före skatt	-26 488	194
Skatt enligt gällande skattesats	20,6 -5 457	21,4 -42
Ej avdragsgilla kostnader	5 457	
Underskottsavdrag vars skattevärde ej längre redovisas som tillgång		42
Redovisad effektiv skatt	0,0 0	0,0 0

Not 7 Andelar i koncernföretag

	2022-07-31	2021-07-31
Ingående anskaffningsvärden	236 268	236 268
Utgående anskaffningsvärden	236 268	236 268
Utgående redovisat värde	236 268	236 268

Not 8 Specifikation andelar i koncernföretag

Namn	Kapital- andel	Rösträtts- andel	Bokfört värde
Aryzta Bakeries Iberia, S.L.U.	100	100	117 566
Aryzta Bakeries Nordic AB	100	100	118 702
			236 268

	Org.nr	Säte
Aryzta Bakeries Iberia, S.L.U.	ESB61904389	Madrid
Aryzta Bakeries Nordic AB	556059-6545	Stockholm

Not 9 Fordringar hos koncernföretag

	2022-07-31	2021-07-31
Ingående anskaffningsvärden	209	155
Tillkommande fordringar	72	54
Utgående ackumulerade anskaffningsvärden	282	209
Utgående redovisat värde	282	209

Avser fordran Aryzta Bakeries Nordic AB.

Not 10 Antal aktier och kvotvärde

Namn	Antal aktier	Kvot- värde (kronor)
Antal A-Aktier	2 000	100
	2 000	

Not 11 Skulder till koncernföretag

2022-07-31

2021-07-31

**Förfaller senare än ett år men inom fem år efter
balansdagen**

Aryzta Bakeries Ireland, Ireland

8 360

171 362

8 360

171 362

Not 12 Väsentliga händelser efter räkenskapsårets slut

Företagets dotterbolag förväntar sig en stabil försäljning och vinst i framtiden, men med en tillfällig nedgång med anledning av rådande situation i världen som kommer av kriget i Ukraina.

Efter räkenskapsåret fortsätter gruppens omstrukturering av de koncerninterna lånen. Den 15 december 2022 har Aryzta Holding AB erhållit ytterligare 163mSEK i aktieägartillskott vilket reducerar det koncerninterna lånet som bolaget har med detta belopp. Den långfristiga koncerninterna skulden reduceras efter aktieägartillskottet från 171mSEK till 8,4mSEK.

Stockholm den 9 januari, 2023

Ashley Turner
Ordförande


Michael Berglund
Styrelseledamot

Margit Luning
Styrelseledamot

Vår revisionsberättelse har lämnats den 31 januari 2023

Ernst & Young AB



Annika Jonasson
Auktoriserad revisor

Fotokopians överensstämmelse
med originalet intygas:



2023020101559

)

)

)

)

2023020101560

Not 11 Skulder till koncernföretag

	2022-07-31	2021-07-31
Förfaller senare än ett år men inom fem år efter balansdagen		
Aryzta Bakeries Ireland, Ireland	8 360	171 362
	8 360	171 362

Not 12 Väsentliga händelser efter räkenskapsårets slut

Företagets dotterbolag förväntar sig en stabil försäljning och vinst i framtiden, men med en tillfällig nedgång med anledning av rådande situation i världen som kommer av kriget i Ukraina.

Efter räkenskapsåret fortsätter gruppens omstrukturering av de koncerninterna lånen. Den 15 december 2022 har Aryzta Holding AB erhållit ytterligare 163mSEK i aktieägartillskott vilket reducerar det koncerninterna lånet som bolaget har med detta belopp. Den långfristiga koncerninterna skulden reduceras efter aktieägartillskottet från 171mSEK till 8,4mSEK.

Stockholm den 9 januari, 2023



Ashley Turner
Ordförande

Michael Berglind
Styrelseledamot

Margit Lüning
Styrelseledamot

Fotokopians överensstämmelse
med originalet intygas:



Vår revisionsberättelse har lämnats

Ernst & Young AB

Annika Jonasson
Auktoriserad revisor

2025020101561

Not 11 Skulder till koncernföretag

	2022-07-31	2021-07-31
Förfaller senare än ett år men inom fem år efter balansdagen		
Aryzta Bakeries Ireland, Ireland	8 360	171 362
	8 360	171 362

Not 12 Väsentliga händelser efter räkenskapsårets slut


Företagets dotterbolag förväntar sig en stabil försäljning och vinst i framtiden, men med en tillfällig nedgång med anledning av rådande situation i världen som kommer av kriget i Ukraina.

Efter räkenskapsåret fortsätter gruppens omstrukturering av de koncerninterna lånen. Den 15 december 2022 har Aryzta Holding AB erhållit ytterligare 163mSEK i aktieägartillskott vilket reducerar det koncerninterna lånet som bolaget har med detta belopp. Den långfristiga koncerninterna skulden reduceras efter aktieägartillskottet från 171mSEK till 8,4mSEK.

Stockholm den 9 januari, 2023

Ashley Turner
Ordförande

Michael Berglind
Styrelseledamot


Margit Luning
Styrelseledamot

Fotokopians överensstämmelse
med originalet intygas:



Vår revisionsberättelse har lämnats

Ernst & Young AB

Annika Jonasson
Auktoriserad revisor



Building a better
working world

2023020101562

Revisionsberättelse

Till bolagsstämman i Aryzta Holding AB, org.nr 556612-0779

Rapport om årsredovisningen

Uttalanden

Vi har utfört en revision av årsredovisningen för Aryzta Holding AB för räkenskapsåret 2021-08-01 - 2022-07-31.

Enligt vår uppfattning har årsredovisningen upprättats i enlighet med årsredovisningslagen och ger en i alla väsentliga avseenden rättvisande bild av Aryzta Holding ABs finansiella ställning per den 31 juli 2022 och av dess finansiella resultat för året enligt årsredovisningslagen. Förvaltningsberättelsen är förenlig med årsredovisningens övriga delar.

Vi tillstyrker därför att bolagsstämman fastställer resultaträkningen och balansräkningen.

Grund för uttalanden

Vi har utfört revisionen enligt International Standards on Auditing (ISA) och god revisionsred i Sverige. Vårt ansvar enligt dessa standarder beskrivs närmare i avsnittet *Revisorns ansvar*. Vi är oberoende i förhållande till Aryzta Holding AB enligt god revisorssed i Sverige och har i övrigt fullgjort vårt yrkesetiska ansvar enligt dessa krav.

Vi anser att de revisionsbevis vi har inhämtat är tillräckliga och ändamålsenliga som grund för våra uttalanden.

Styrelsens ansvar

Det är styrelsen som har ansvaret för att årsredovisningen upprättas och att den ger en rättvisande bild enligt årsredovisningslagen. Styrelsen ansvarar även för den interna kontroll som den bedömer är nödvändig för att upprätta en årsredovisning som inte innehåller några väsentliga felaktigheter, vare sig dessa beror på oegentligheter eller misstag.

Vid upprättandet av årsredovisningen ansvarar styrelsen för bedömningen av bolagets förmåga att fortsätta verksamheten. Den upplyser, när så är tillämpligt, om förhållanden som kan påverka förmågan att fortsätta verksamheten och att använda antagandet om fortsatt drift. Antagandet om fortsatt drift tillämpas dock inte om styrelsen avser att likvidera bolaget, upphöra med verksamheten eller inte har något realistiskt alternativ till att göra något av detta.

Revisorns ansvar

Våra mål är att uppnå en rimlig grad av säkerhet om att årsredovisningen som helhet inte innehåller några väsentliga felaktigheter, vare sig dessa beror på oegentligheter eller misstag, och att lämna en revisionsberättelse som innehåller våra uttalanden. Rimlig säkerhet är en hög grad av säkerhet, men är ingen garanti för att en revision som utförs enligt ISA och god revisionsred i Sverige alltid kommer att upptäcka en väsentlig felaktighet om en sådan finns. Felaktigheter kan uppstå på grund av oegentligheter eller misstag och anses vara väsentliga om de enskilt eller tillsammans rimligen kan förväntas påverka de ekonomiska beslut som användare fattar med grund i årsredovisningen.

Som del av en revision enligt ISA använder vi professionellt omdöme och har en professionellt skeptisk inställning under hela revisionen. Dessutom:

- identifierar och bedömer vi riskerna för väsentliga felaktigheter i årsredovisningen, vare sig dessa beror på oegentligheter eller misstag, utformar och utför granskningsåtgärder bland annat utifrån dessa risker och inhämtar revisionsbevis som är tillräckliga och ändamålsenliga för att utgöra en grund för våra uttalanden. Risken för att inte upptäcka en väsentlig felaktighet till följd av oegentligheter är högre än för en väsentlig felaktighet som beror på misstag, eftersom oegentligheter kan innefatta agerande i maskopi, förfalskning, avsiktliga utelämnanden, felaktig information eller åsidosättande av intern kontroll.
- skaffar vi oss en förståelse av den del av bolagets interna kontroll som har betydelse för vår revision för att utforma granskningsåtgärder som är lämpliga med hänsyn till omständigheterna, men inte för att uttala oss om effektiviteten i den interna kontrollen.
- utvärderar vi lämpligheten i de redovisningsprinciper som används och rimligheten i styrelsens uppskattningar i redovisningen och tillhörande upplysningar.
- drar vi en slutsats om lämpligheten i att styrelsen använder antagandet om fortsatt drift vid upprättandet av årsredovisningen. Vi drar också en slutsats, med grund i de inhämtade revisionsbevisen, om det finns någon väsentlig osäkerhetsfaktor som avser sådana händelser eller förhållanden som kan leda till betydande tvivel om bolagets förmåga att fortsätta verksamheten. Om vi drar slutsatsen att det finns en väsentlig osäkerhetsfaktor, måste vi i revisionsberättelsen fästa uppmärksamheten på upplysningarna i årsredovisningen om den väsentliga osäkerhetsfaktorn eller, om sådana upplysningar är otillräckliga, modifiera uttalandet om årsredovisningen. Våra slutsatser baseras på de revisionsbevis som inhämtas fram till datumet för revisionsberättelsen. Dock kan framtida händelser eller förhållanden göra att ett bolag inte längre kan fortsätta verksamheten.
- utvärderar vi den övergripande presentationen, strukturen och innehållet i årsredovisningen, däribland upplysningarna, och om årsredovisningen återger de underliggande transaktionerna och händelserna på ett sätt som ger en rättvisande bild.

Vi måste informera styrelsen om bland annat revisionens planerade omfattning och inriktning samt tidpunkten för den. Vi måste också informera om betydelsefulla iakttagelser under revisionen, däribland de eventuella betydande brister i den interna kontrollen som vi identifierat.



Building a better
working world

2023020101563

Rapport om andra krav enligt lagar och andra författningar

Uttalanden

Utöver vår revision av årsredovisningen har vi även utfört en revision av styrelsens förvaltning för Aryzta Holding AB för räkenskapsåret 2021-08-01 - 2022-07-31 samt av förslaget till dispositioner beträffande bolagets vinst eller förlust.

Vi tillstyrker att bolagsstämman disponerar vinsten enligt förslaget i förvaltningsberättelsen och beviljar styrelsens ledamöter ansvarsfrihet för räkenskapsåret.

Grund för uttalanden

Vi har utfört revisionen enligt god revisions sed i Sverige. Vårt ansvar enligt denna beskrivs närmare i avsnittet *Revisorns ansvar*. Vi är oberoende i förhållande till Aryzta Holding AB enligt god revisors sed i Sverige och har i övrigt fullgjort vårt yrkesetiska ansvar enligt dessa krav.

Vi anser att de revisionsbevis vi har inhämtat är tillräckliga och ändamålsenliga som grund för våra uttalanden.

Styrelsens ansvar

Det är styrelsen som har ansvaret för förslaget till dispositioner beträffande bolagets vinst eller förlust. Vid förslag till utdelning innefattar detta bland annat en bedömning av om utdelningen är försvarlig med hänsyn till de krav som bolagets verksamhetsart, omfattning och risker ställer på storleken av bolagets egna kapital, konsolideringsbehov, likviditet och ställning i övrigt.

Styrelsen ansvarar för bolagets organisation och förvaltningen av bolagets angelägenheter. Detta innefattar bland annat att fortlöpande bedöma bolagets ekonomiska situation och att tillse att bolagets organisation är utformad så att bokföringen, medelsförvaltningen och bolagets ekonomiska angelägenheter i övrigt kontrolleras på ett betryggande sätt.

Revisorns ansvar

Vårt mål beträffande revisionen av förvaltningen, och därmed vårt uttalande om ansvarsfrihet, är att inhämta revisionsbevis för att med en rimlig grad av säkerhet kunna bedöma om någon styrelseledamot i något väsentligt avseende:

- företagit någon åtgärd eller gjort sig skyldig till någon försummelse som kan föranleda ersättningskyldighet mot bolaget, eller
- på något annat sätt handlat i strid med aktiebolagslagen, årsredovisningslagen eller bolagsordningen.

Vårt mål beträffande revisionen av förslaget till dispositioner av bolagets vinst eller förlust, och därmed vårt uttalande om detta, är att med rimlig grad av säkerhet bedöma om förslaget är förenligt med aktiebolagslagen.

Rimlig säkerhet är en hög grad av säkerhet, men ingen garanti för att en revision som utförs enligt god revisions sed i Sverige alltid kommer att upptäcka åtgärder eller försummelser som kan föranleda ersättningskyldighet mot bolaget, eller att ett förslag till dispositioner av bolagets vinst eller förlust inte är förenligt med aktiebolagslagen.

Som en del av en revision enligt god revisions sed i Sverige använder vi professionellt omdöme och har en professionellt skeptisk inställning under hela revisionen. Granskningen av förvaltningen och förslaget till dispositioner av bolagets vinst eller förlust grundar sig främst på revisionen av räkenskaperna. Vilka tillkommande granskningsåtgärder som utförs baseras på vår professionella bedömning med utgångspunkt i risk och väsentlighet. Det innebär att vi fokuserar granskningen på sådana åtgärder, områden och förhållanden som är väsentliga för verksamheten och där avsteg och överträdelser skulle ha särskild betydelse för bolagets situation. Vi går igenom och prövar fattade beslut, beslutsunderlag, vidtagna åtgärder och andra förhållanden som är relevanta för vårt uttalande om ansvarsfrihet. Som underlag för vårt uttalande om styrelsens förslag till dispositioner beträffande bolagets vinst eller förlust har vi granskat om förslaget är förenligt med aktiebolagslagen.

Växjö den 31 januari 2023

Ernst & Young AB

Annika Jonasson

Annika Jonasson
Auktoriserad revisor


Fotokopians överensstämmelse
med originalet intygas:

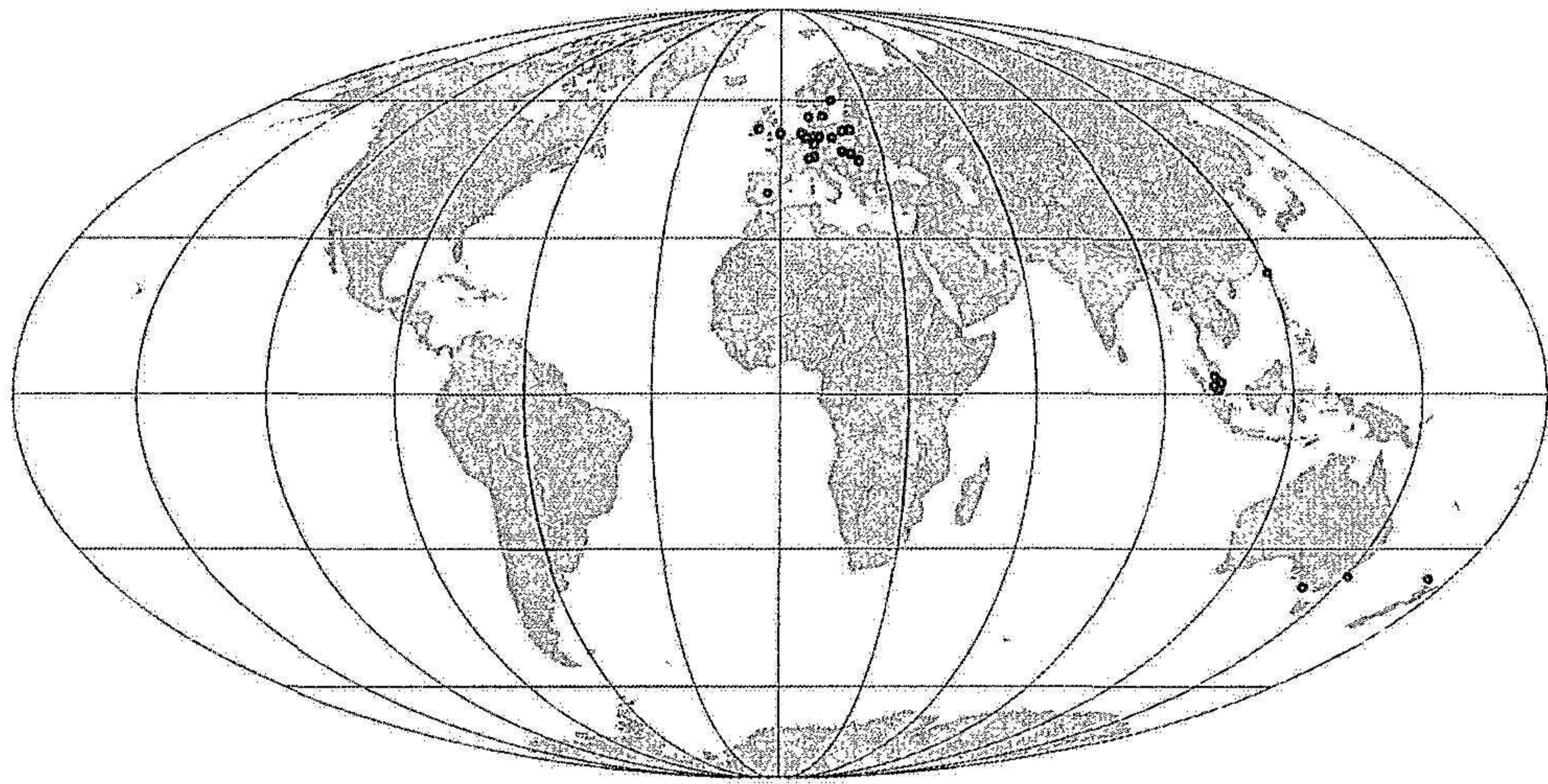
A. Maslovskaya

2022

ARYZTA
SERVING INSPIRATION

2023031612644
Annual Report
and Accounts





WELCOME TO ARYZTA AG

ARYZTA AG ('ARYZTA') is a global food business with a leadership position in Convenience bakery. ARYZTA is based in Schlieren, Switzerland, with operations in Europe, Asia, Australia and New Zealand. ARYZTA is listed on the SIX Swiss Exchange (SIX: ARYN).

Table of Contents


Annual Report and Accounts 2022

Page	
	Overview
02	Financial Highlights
03	Letter to Shareholders
06	Business Overview
08	Financial and Business Review
	Governance
24	Corporate Governance Report
53	Compensation Report
74	Group Risk Statement
	Group
77	Group Consolidated Financial Statements
	Company
162	Company Financial Statements
176	Investor Information

Annual Report and Accounts 2022 Financial Highlights

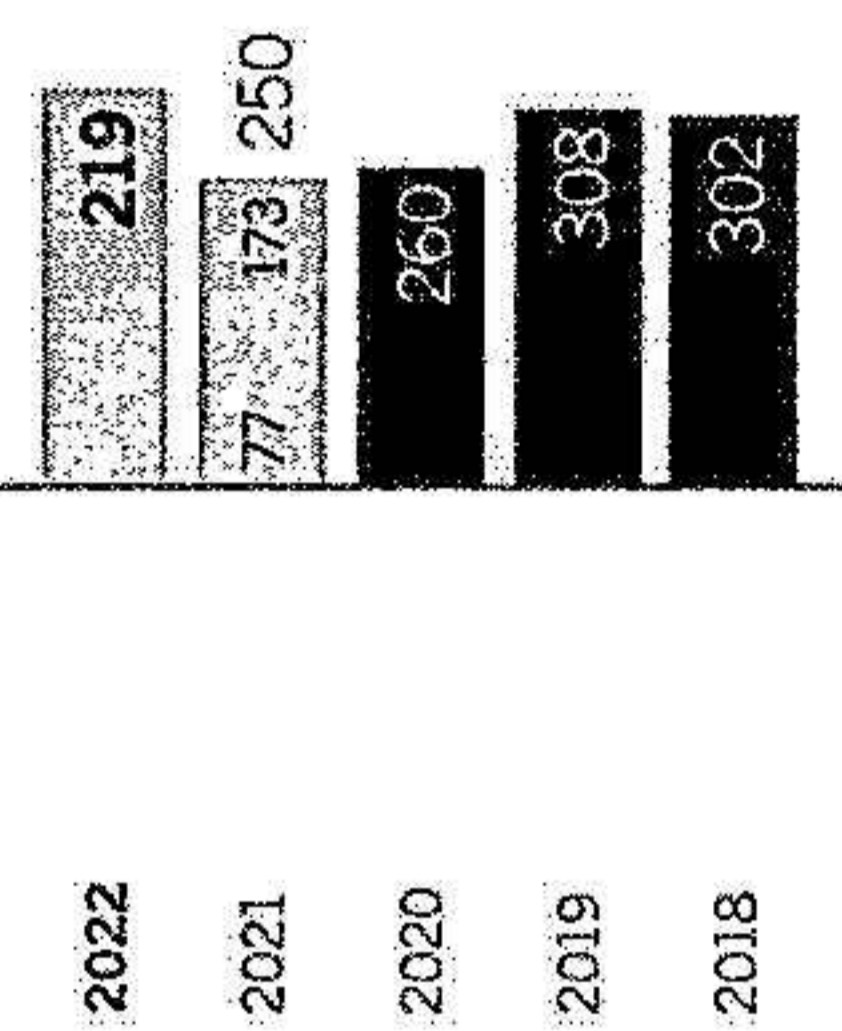
Group

Revenue
in EUR million

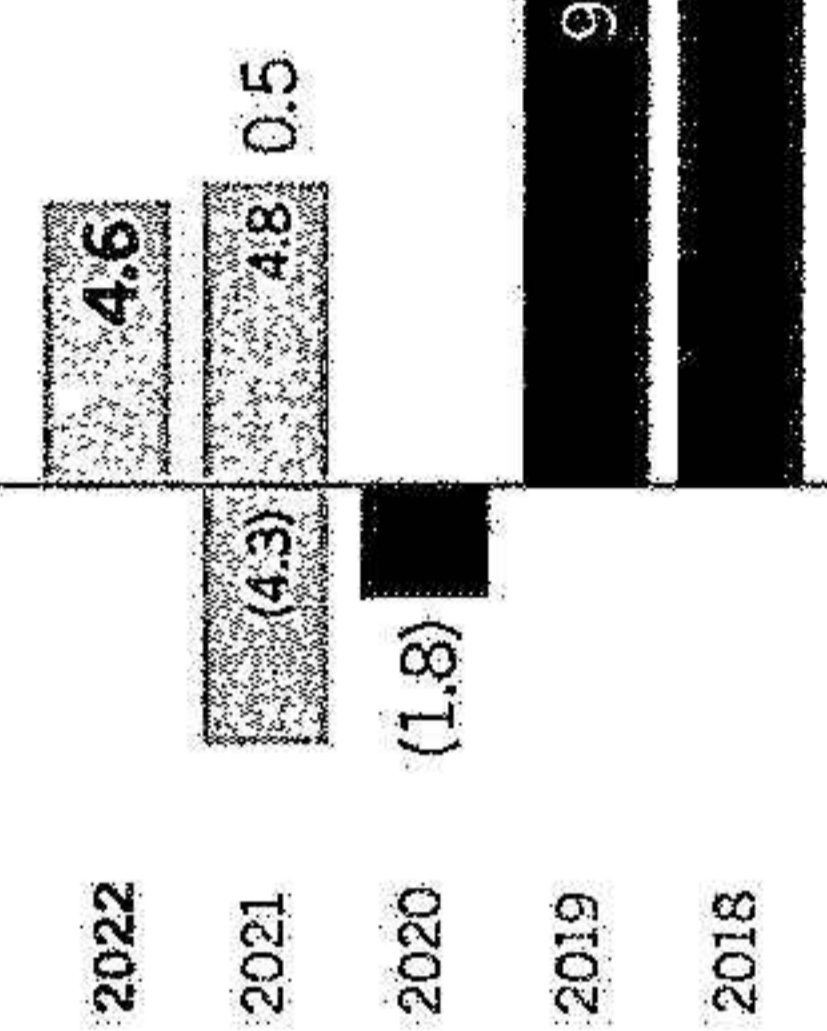


Underlying

Underlying EBITDA
in EUR million

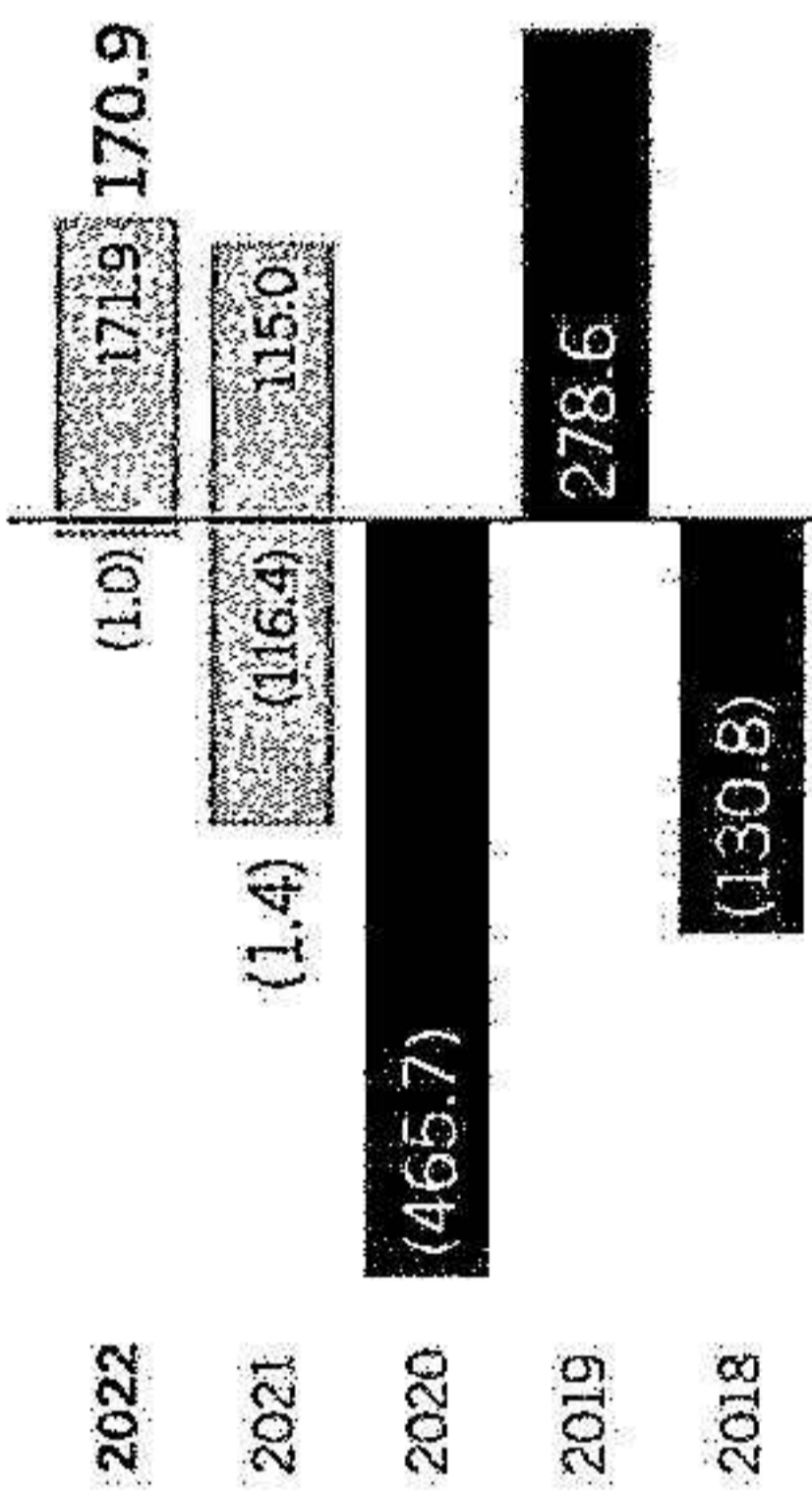


Underlying diluted EPS
in EUR cent

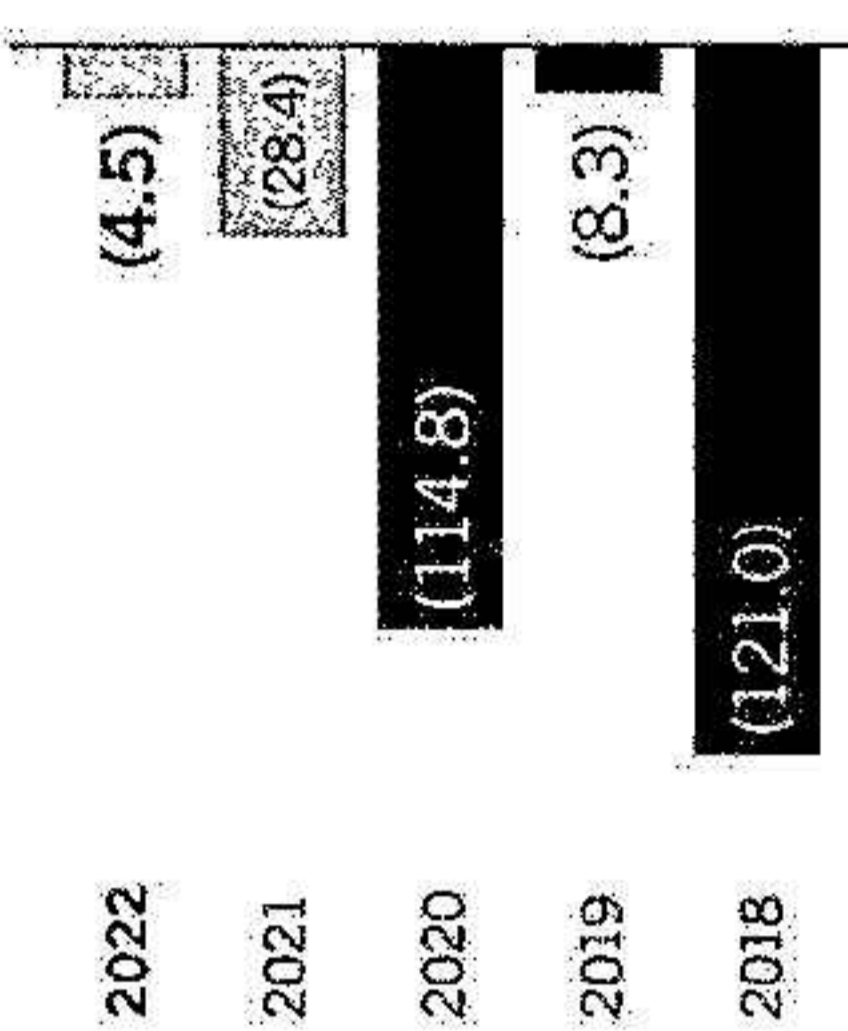


IFRS

IFRS EBITDA
in EUR million


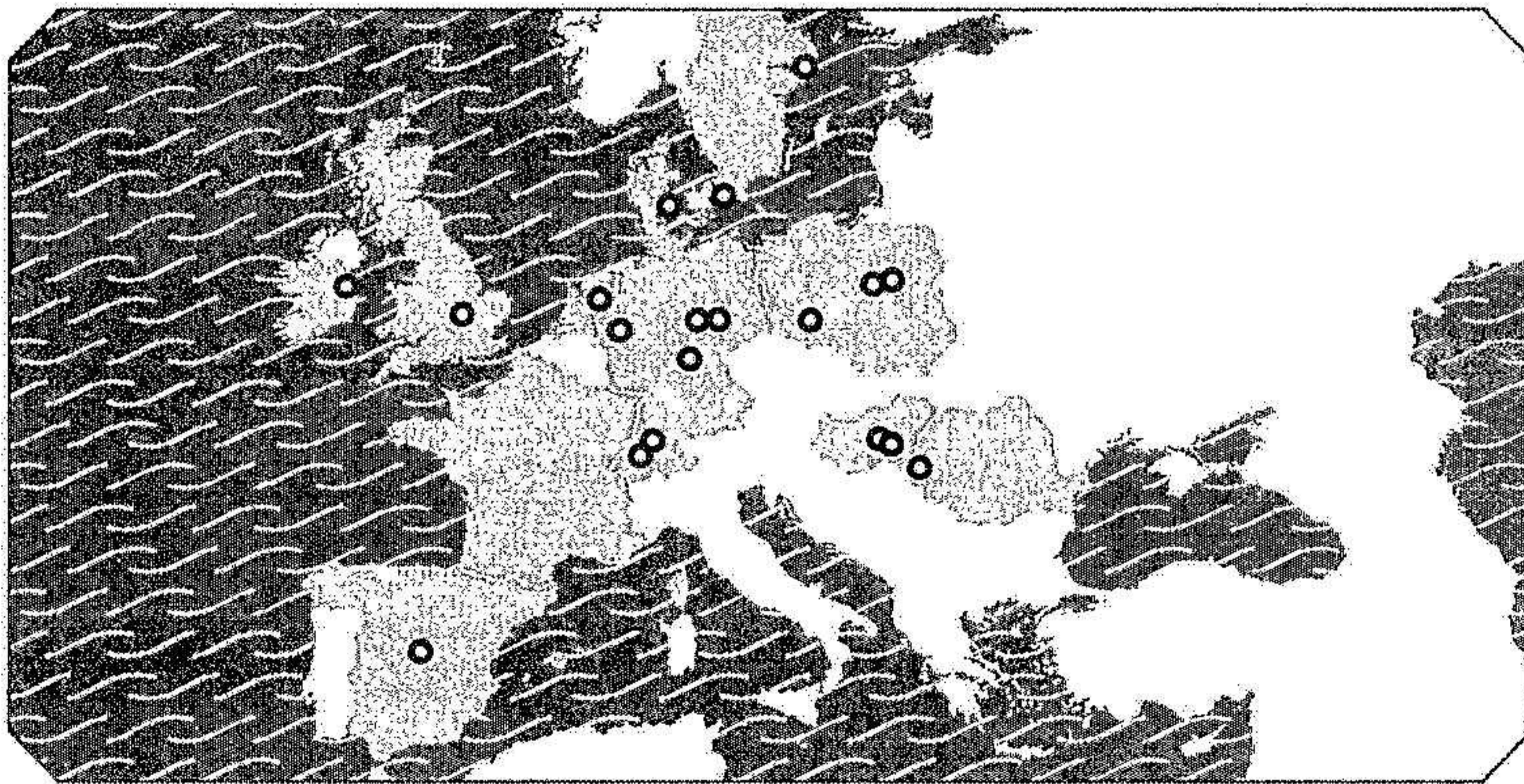


IFRS Diluted loss per share
in EUR cent



■ continuing operations ■ discontinued operations ■ legacy Group

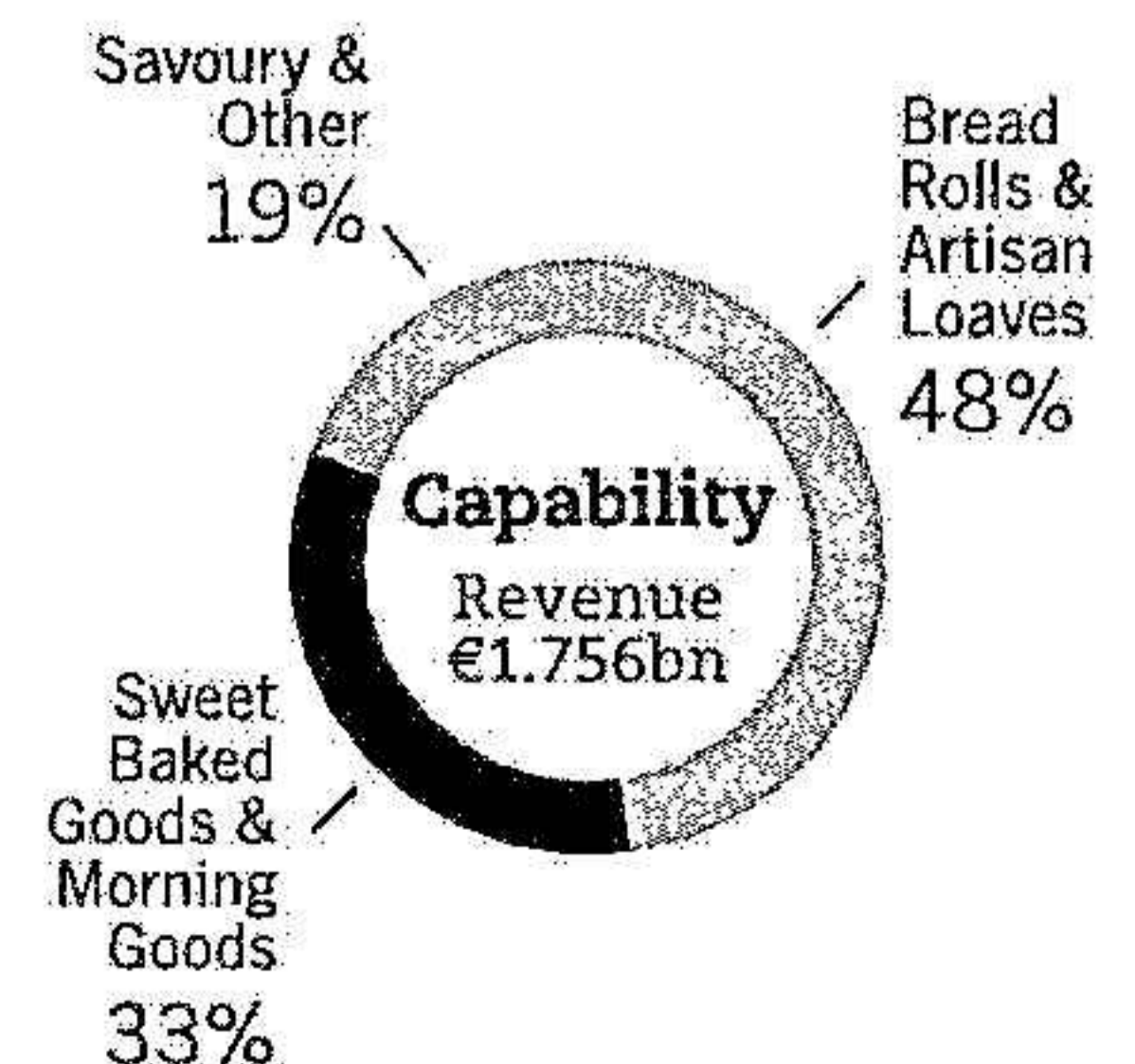
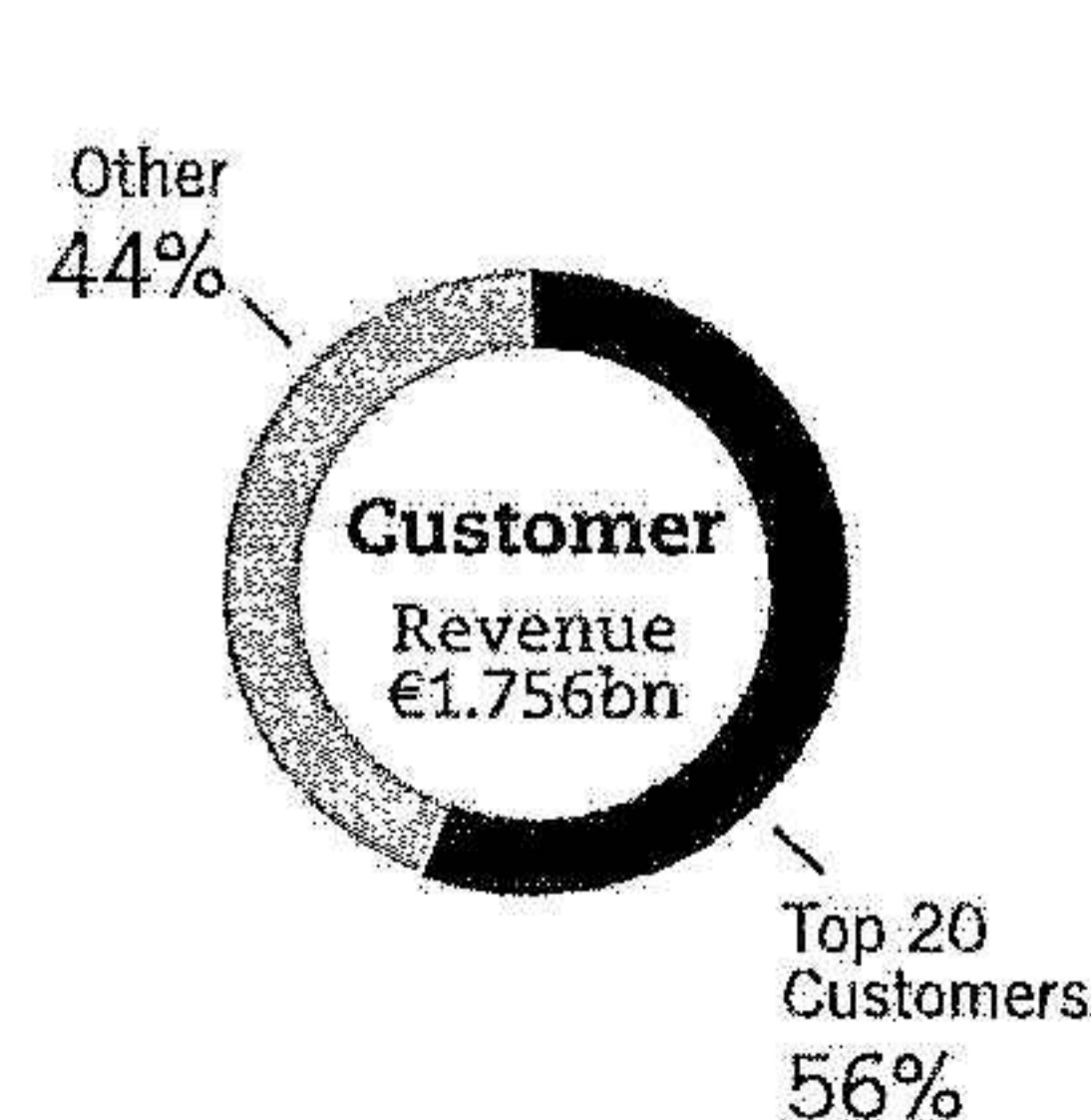
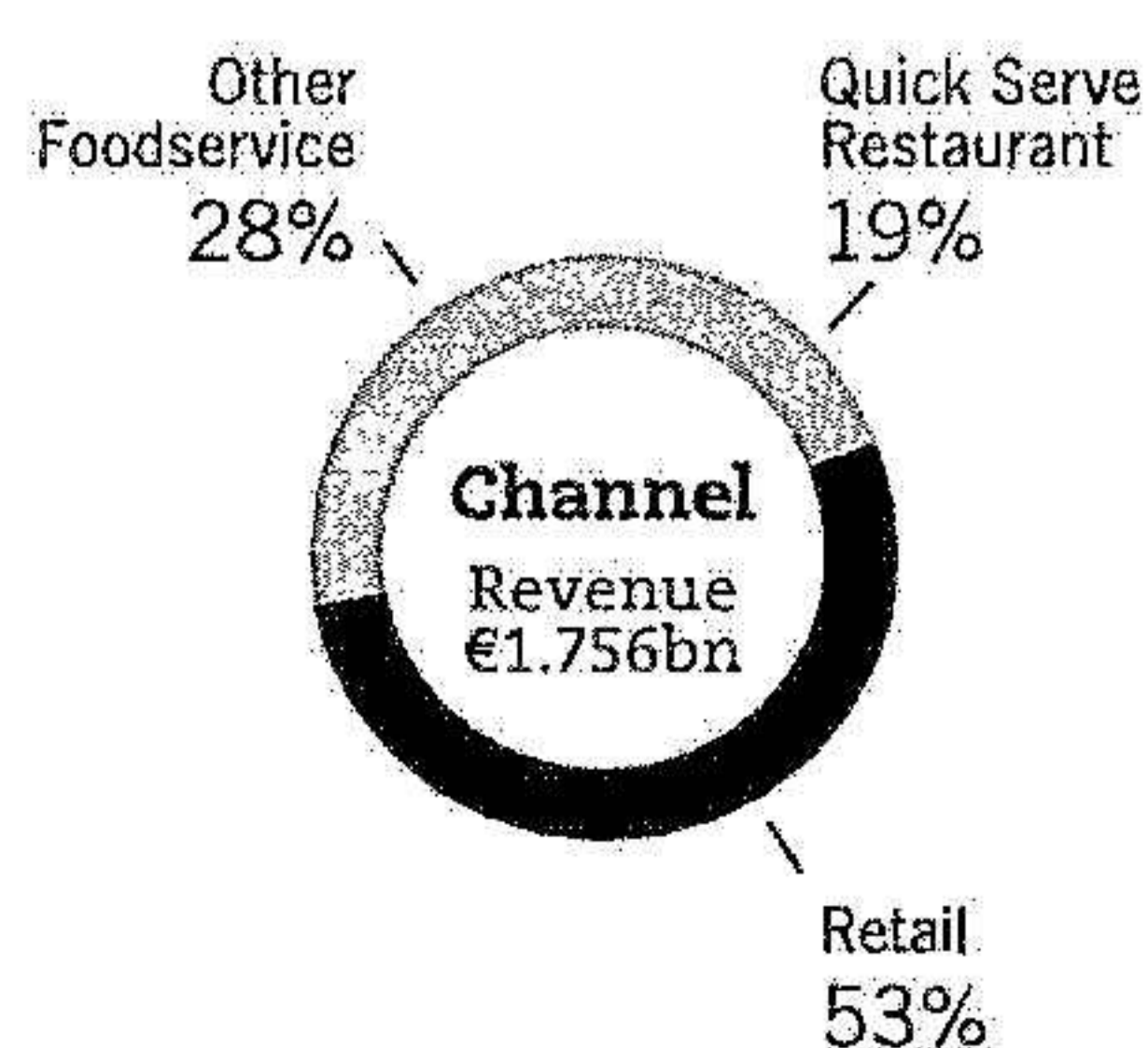
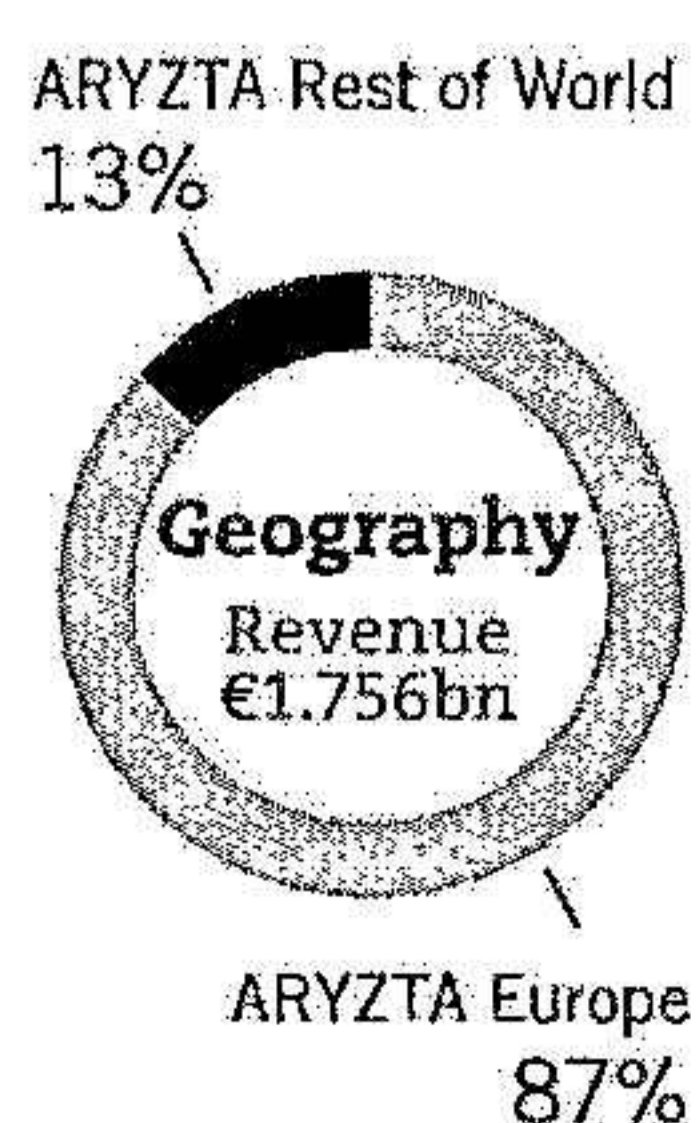
ARYZTA Group



Revenue
€1.756bn

26
Bakeries

27
Countries



Annual Report and Accounts 2022

Letter to Shareholders

Dear Shareholder,

On behalf of the Board of Directors of ARYZTA AG, I wish to thank you for your support and trust. We will continue on rebuilding shareholder value by following our strategy and execution of our business excellence.

I am happy to report that ARYZTA has made excellent progress on delivering significant improvements during the past financial year and has achieved its first net profit result for many years. This was achieved in a period of various unforeseen and external challenges such as Covid-19 issues, massive inflation and war in Europe. However, challenges will remain and we will be focused on delivering further improvements to strengthen the company's performance and financial position.

Organic growth reinvigorated

Fiscal year 2022 saw ARYZTA reinvigorating organic revenue growth across all its markets and businesses. Sustaining organic revenue growth is one of our key focuses. We achieved a 15% increase in revenue to €1.756 billion during fiscal year 2022 and an organic revenue growth of 17.9%. Our businesses have become more embedded with our customers around product innovation, delivery of improved service levels and cooperations to manage the fast-moving inflationary environment. Our multi-local management structure addressed the needs and trends in the actual volatile business environment.

ARYZTA is evolving towards a solid stable bakery business with dedicated and professional employees, well-invested assets and leading market positions, serving the world's most successful retailers, QSRs and food service customers. Our plan focuses on strengthening our core business in our core markets striving to achieve the gold standard for oven baked freshness.

During fiscal year 2022 we delivered improved profitability achieving a 26% increase in EBITDA to €218.8m and improved our EBITDA margin to 12.5%. This reflects our focus on lowering our operating costs and improving operating leverage on the higher revenue performance. During the period we managed the inflationary pressures with our customers through increased communication and information sharing on the rapidly changing input cost environment. Price increases were unavoidable given the dramatic speed of the inflation experienced in order to sustain the business.

Progress on our ESG strategy

During the past few months we have also made significant progress in adopting and publishing our ESG strategy for the years ahead. We have also published our annual ESG report in conjunction with our annual report. We are committed to playing our part in implementing changes across our business to improve our sustainability and business performance as well. I look forward to keeping you updated on our progress on this important topic.

Annual Report and Accounts 2022

Letter to Shareholders

(continued)

Continued to improve financial position

During the past year we continued to strengthen our financial position with the disposals of our Brazil businesses and the improved business performance. The successful disposal programme enabled ARYZTA to significantly improve its overall financial position. In addition we agreed a new five year €500m revolving credit facility with our lenders. This, combined with significant improvements in the underlying business performance, allows us to take the next step in improving our balance sheet with the announcement to pay €172m of deferred and actual interest payments on all Hybrid Instruments. We also announced the first step in repaying the expensive Euro Hybrid bond in July 2022 when we repurchased a €50m tranche of the bond principal. Year-end net debt position was €290.0m after repaying the outstanding deferred hybrid interest and the first tranche of principal repayment. We have outlined at our Capital Market day which was held in June 2022 that the full repayment of the Euro hybrid bond would lead to savings of €17m in annual bond debt servicing costs.

Medium term targets outlined at CMD event

At our CMD event on 8 June 2022, we outlined our performance targets for the 2023-2025 fiscal years. The on-site event was well attended and feedback was very positive from analysts and investors. Under this plan we detailed our growth and profitability targets for the medium term. While these targets will not be achieved equally over the period as the macro environment is such that there will be variations year to year, our plan is solidly based around our business engagement with our customers and supported by the continuous growth of bake off over fresh bakery and new product innovation. Our medium term growth targets are to achieve a revenue exceeding €2 billion in FY25 based on FY22 prices, with an organic growth target range of 4.5%-5-5.5% per year, and an EBITDA margin of equal to or greater than 14.5%. We are also targeting to reduce our total net debt to EBITDA to c 3x and improve our ROIC to at least 11% while maintaining a disciplined approach to capex by limiting investment as a percentage of revenue to 3.5%-4%.

Outlook

Despite the continuation of significant external challenges into our fiscal year 2023, especially energy cost and its availability, we see our mid term targets as valid. We remain focused on delivering further improvement and I look forward to reporting on a further year of progress for our fiscal year 2023.

On the behalf of the Board and Management, I would like to thank all our employees for their professional commitment to the business and our customers during these challenging times.



Urs Jordi
Chair, Board of Directors
30 September 2022

2023031612647



Excellence
in Innovation
**Artisan
Bread and
Rolls**

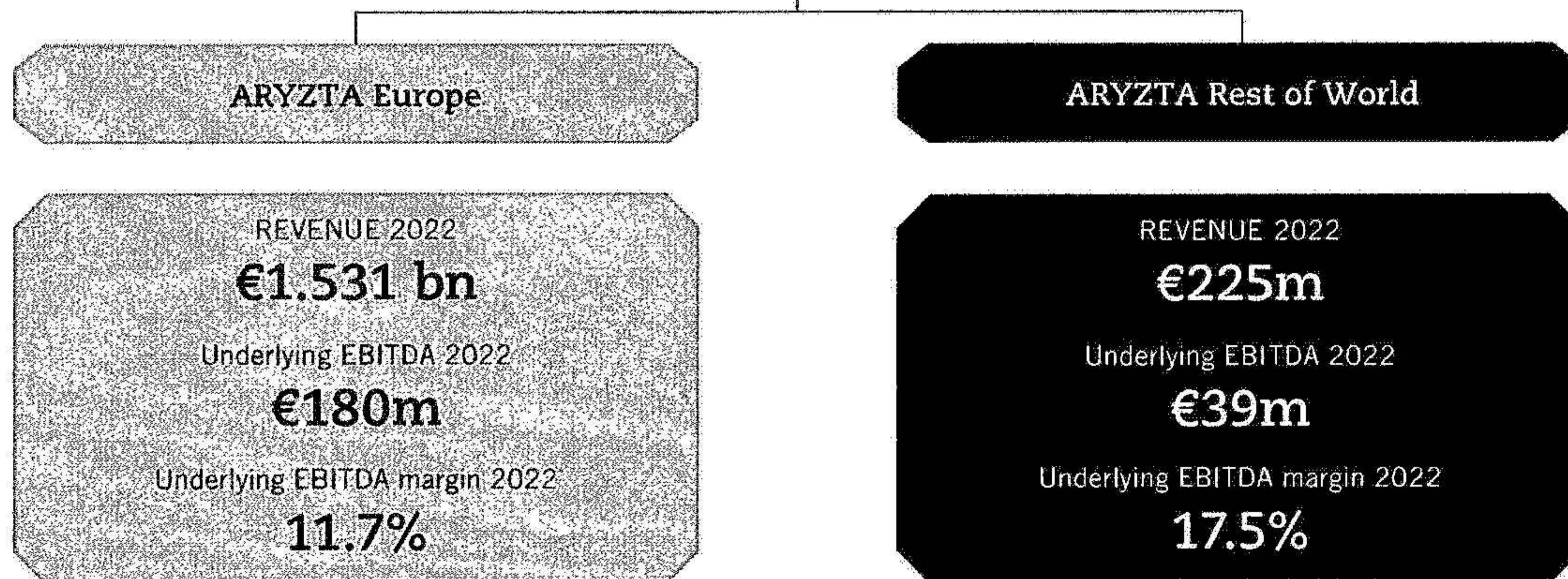
Annual Report and Accounts 2022

Business Overview

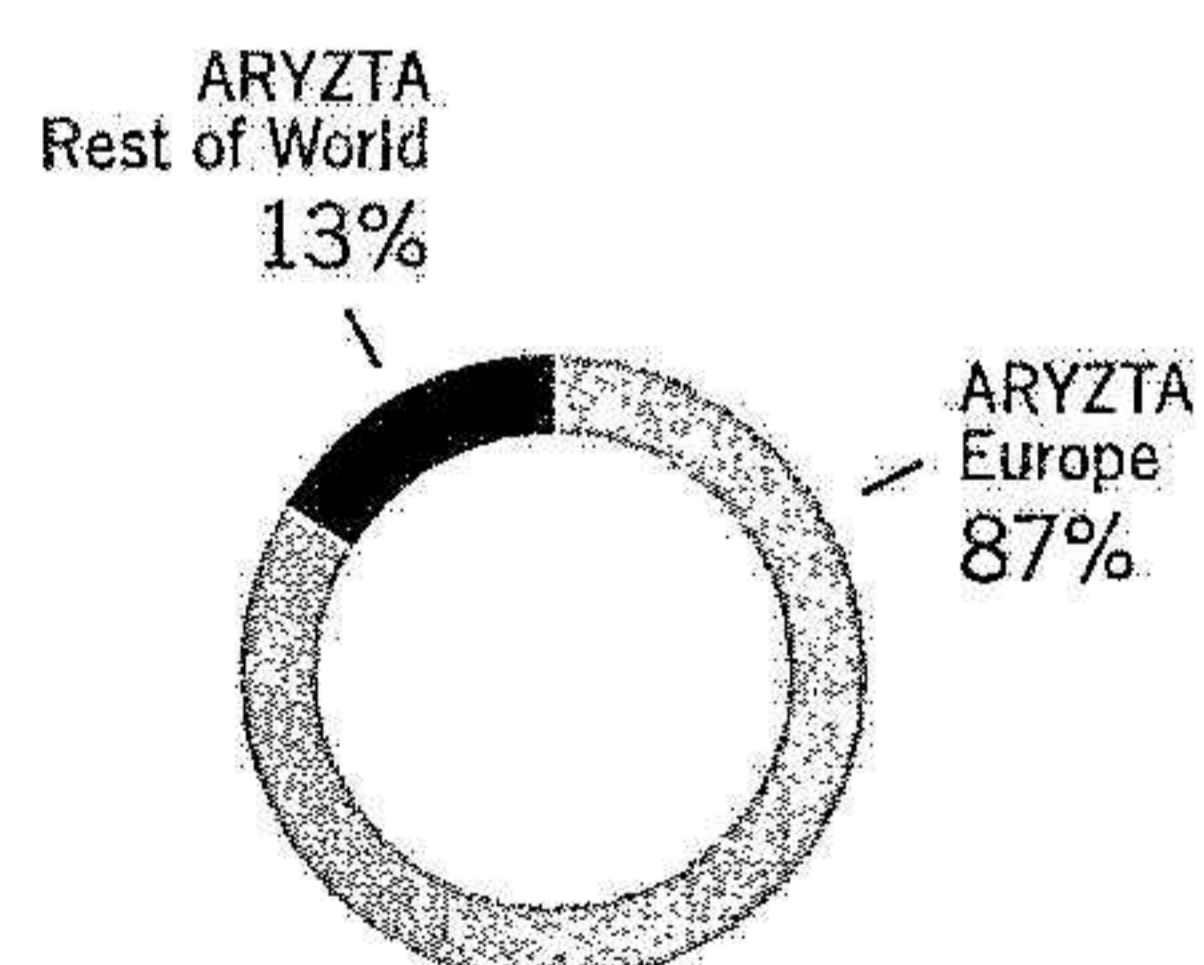
About ARYZTA

Reporting Segments

ARYZTA AG




Segmental Revenue




Revenue ARYZTA Europe

in EUR million




Revenue ARYZTA Rest of World

in EUR million



Segmental Underlying EBITDA




Underlying EBITDA ARYZTA Europe

in EUR million



Underlying EBITDA ARYZTA Rest of World

in EUR million



2023031617049



Excellence
in Innovation
Croissants

Annual Report and Accounts 2022

Financial and Business Review

1 Underlying Income Statement and reconciliation to IFRS

	FY 2022 €m	FY 2021 €m
Continuing Operations		
Group revenue	1,756.1	1,525.4
Underlying EBITDA ¹	218.8	173.4
Underlying EBITDA margin	12.5%	11.4%
Depreciation & ERP Amortisation	(107.5)	(109.9)
Underlying EBITA ¹	111.3	63.5
Underlying EBITA margin	6.3%	4.2%
Finance cost, net	(17.1)	(32.8)
Hybrid instrument dividend	(45.2)	(46.2)
Underlying pre-tax profit/(loss)	49.0	(15.5)
Income tax	(3.4)	(26.7)
Underlying net profit/(loss) - continuing operations¹	45.6	(42.2)
Underlying net profit - discontinued operations ^{1,2}	-	47.4
Underlying net profit - total¹	45.6	5.2
Underlying diluted EPS (cent) - continuing operations³	4.6	(4.3)
Underlying diluted EPS (cent) - total³	4.6	0.5

1 Certain financial alternative performance measures, that are not defined by IFRS, are used by management to assess the financial and operational performance of ARYZTA. See glossary in section 19 for definitions of financial terms and references used in the financial and business review.

2 Following the reclassification of the Group's North America segment to disposal group held-for-sale in January 2021, its results have been presented separately as discontinued operations in the prior period.

3 The 30 July 2022 weighted average number of ordinary shares used to calculate underlying earnings per share is 998,010,699 (2021: 991,493,662).

Financial and Business Review (continued)

Reconciliation of Underlying EBITDA to IFRS result:

	FY 2022 €m	FY 2021 €m
Continuing Operations		
Underlying EBITDA	218.8	173.4
Depreciation	(96.5)	(99.1)
ERP amortisation	(11.0)	(10.8)
Underlying EBITA	111.3	63.5
Amortisation of non-ERP intangible assets	(16.3)	(17.7)
Net loss on disposal of businesses	(42.0)	–
Net loss on fixed asset disposals and impairments	(2.4)	(4.3)
Restructuring-related costs	(2.5)	(52.8)
COVID-19 related costs	–	(1.3)
IFRS operating profit/(loss)	48.1	(12.6)
Gain on equity instruments at fair value through profit or loss	–	8.6
Finance cost, net	(17.1)	(32.8)
RCF termination costs	(8.3)	–
Profit/(loss) before income tax	22.7	(36.8)
Income tax expense	(20.8)	(13.5)
IFRS profit/(loss) for the period from continuing operations	1.9	(50.3)
IFRS loss for the period from discontinued operations	(1.0)	(185.5)
IFRS profit/(loss) for the period	0.9	(235.8)
Hybrid instrument dividend	(45.2)	(46.2)
Loss used to determine basic EPS	(44.3)	(282.0)
IFRS diluted loss per share (cent) - continuing operations¹	(4.4) cent	(9.7) cent
IFRS diluted loss per share (cent)¹	(4.5) cent	(28.4) cent

¹ The 30 July 2022 weighted average number of ordinary shares used to calculate IFRS diluted earnings per share is 992,056,975 (2021: 991,493,662).

A reconciliation of Underlying EBITDA to IFRS EBITDA is presented below:

	Continuing Operations		Discontinued Operations		ARYZTA Group	
	FY 2022 €m	FY 2021 €m	FY 2022 €m	FY 2021 €m	FY 2022 €m	FY 2021 €m
Underlying EBITDA	218.8	173.4	–	76.6	218.8	250.0
(Loss)/gain on disposal of businesses	(42.0)	–	–	4.6	(42.0)	4.6
Loss on disposal of discontinued operations	–	–	(1.0)	(189.3)	(1.0)	(189.3)
Net loss on fixed asset disposals and impairments	(2.4)	(4.3)	–	(0.8)	(2.4)	(5.1)
Restructuring-related costs	(2.5)	(52.8)	–	(2.8)	(2.5)	(55.6)
COVID-19 related costs	–	(1.3)	–	(4.7)	–	(6.0)
IFRS EBITDA¹	171.9	115.0	(1.0)	(116.4)	170.9	(1.4)

¹ See glossary in section 19 for definitions of financial terms and references used in the financial and business review.

Financial and Business Review (continued)

2 Organic revenue

	ARYZTA Europe €m	ARYZTA Rest of World €m	Total Continuing operations €m
Revenue	1,531.1	225.0	1,756.1
Organic movement %	19.3%	10.5%	17.9%
Disposals movement %	(0.4)%	(19.6)%	(3.4)%
Currency movement %	0.3%	2.4%	0.6%
Total revenue movement %	19.2%	(6.7)%	15.1%

Quarterly organic revenue

	Q1 2022	Q2 2022	Q3 2022	Q4 2022	FY 2022
ARYZTA Europe					
Volume %	8.6%	16.4%	18.0%	10.1%	13.0%
Price %	0.7%	2.5%	6.6%	11.8%	5.5%
Mix %	0.8%	0.2%	1.0%	0.9%	0.8%
Organic movement %	10.1%	19.1%	25.6%	22.8%	19.3%
ARYZTA Rest of World					
Volume %	4.3%	7.0%	3.3%	11.8%	6.7%
Price %	1.7%	1.7%	3.5%	6.1%	3.3%
Mix %	1.9%	(1.1)%	0.4%	1.0%	0.5%
Organic movement %	7.9%	7.6%	7.2%	18.9%	10.5%
Total Continuing operations					
Volume %	8.0%	14.8%	15.6%	10.3%	12.0%
Price %	0.9%	2.3%	6.1%	11.0%	5.2%
Mix %	0.9%	(0.1)%	0.9%	0.9%	0.7%
Organic movement %	9.8%	17.0%	22.6%	22.2%	17.9%

Financial and Business Review (continued)

2023031612650

3 Segmental Underlying EBITDA

Underlying EBITDA	FY 2022 €m	FY 2021 €m	% Change
ARYZTA Europe	179.5	140.5	27.8%
ARYZTA Rest of World	39.3	32.9	19.5%
Total Continuing operations	218.8	173.4	26.2%

Underlying EBITDA margin	FY 2022 %	FY 2021 %	% Change
ARYZTA Europe	11.7%	10.9%	80 bps
ARYZTA Rest of World	17.5%	13.6%	390 bps
Total Continuing operations	12.5%	11.4%	110 bps

¹ See glossary in section 19 for definitions of financial terms and references used in the financial and business review.

4 Our business

ARYZTA is a global food business with a leadership position in convenience bakery. ARYZTA is based in Schlieren, Switzerland, with operations in Europe, Asia, Australia and New Zealand. ARYZTA has three channels and routes to market: Retail, Quick Service Restaurants (QSR) and Other Foodservice.

Total revenue increased by 15.1% to €1,756.1m during the period ended 30 July 2022. Organic revenue increased by 17.9%, with strong volume growth of 12.0% being supported by price/mix growth of 5.9%. Disposals reduced revenue by (3.4)% and currency effects contributed positively by 0.6%.

Group Underlying EBITDA from continuing operations reported for the period ended 30 July 2022 was €218.8m, representing an increase of 26.2%, and an increase in EBITDA margin of 110 bps to 12.5% compared to the period ended 31 July 2021.

Financial and Business Review (continued)

5 ARYZTA Europe

ARYZTA Europe has leading market positions in the convenience bakery markets in Germany, Switzerland, France, Ireland, the UK, the Netherlands, Hungary, Poland, Denmark, Spain, Sweden, Romania and other European countries.

ARYZTA Europe revenue increased by 19.2% to €1,531.1m during the period ended 30 July 2022. Organic revenue increase of 19.3% was a result of a 13.0% increase in volume and an improvement of 6.3% in price/mix. Disposals reduced revenue by (0.4)% and currency had a positive impact of 0.3%.

ARYZTA Europe Underlying EBITDA for the period ended 30 July 2022 was €179.5m, which represents an increase of 27.8% compared to FY 2021, while EBITDA margins increased by 80 bps to 11.7%.

6 ARYZTA Rest of World

ARYZTA's operations in the Rest of World includes businesses in Australia, Japan, Malaysia, Singapore, New Zealand and Taiwan. While representing only 13.0% of total Group revenue and 18.0% of total Group Underlying EBITDA, these locations provide attractive future growth opportunities and have importance as suppliers to our global QSR customers.

Organic revenue increased by 10.5% as a result of volume growth of 6.7% combined with positive price/mix growth of 3.8%. The disposal of the Brazilian business in Q1-22 reduced revenues by (19.6)% compared to prior year. ARYZTA Rest of World revenue decreased by (6.7)% to €225.0m during the period ended 30 July 2022, due to the disposal of the Brazilian business netted by an increase in revenue growth in APAC.

ARYZTA Rest of World Underlying EBITDA for the period ended 30 July 2022 was €39.3m, which represents an increase of 19.5% compared to the period ended 31 July 2021, with EBITDA margins of 17.5% increasing by 390 bps.

7 ARYZTA North America - Discontinued Operations

On 3 May 2021, the Group completed its disposal of its North America businesses in the USA and Canada to an affiliate of Lindsay Goldberg LLC for a cash consideration of US\$850.0m / €833.9m. After adjustments for cash, debt and working capital, net proceeds of €659.1m were received as of 31 July 2021. A further €3.1m of transaction costs were cash settled during the period ended 30 July 2022. During the period ended 30 July 2022 a loss of €1.0m was recognised, arising from changes in the estimated final proceeds after transaction costs.

The ARYZTA North America business previously represented a significant component and separately reported segment of the Group, and its results have been separately presented in the Group Income Statement as Discontinued Operations, in both the current and prior periods.

Financial and Business Review (continued)

8 Impairment, disposal, restructuring and COVID-19 related costs

During the period ended 30 July 2022, the Group incurred the following amounts related to impairment, disposal and restructuring in continuing operations:

	ARYZTA Europe FY 2022 €m	ARYZTA Rest of World FY 2022 €m	Total Continuing Operations FY 2022 €m	Total Continuing Operations FY 2021 €m
Net loss on disposal of businesses	0.2	(42.2)	(42.0)	–
Net loss on fixed asset disposals and impairments	(2.4)	–	(2.4)	(4.3)
Gain on equity investment at fair value	–	–	–	8.6
Net loss on disposal of businesses and asset write downs	(2.2)	(42.2)	(44.4)	4.3
Severance and other staff-related costs	(2.0)	–	(2.0)	(28.4)
Other costs including advisory	(0.4)	(0.1)	(0.5)	(8.3)
Legal & financial obligations related to takeover of Group, rejected by Board in Dec 2020	–	–	–	(16.1)
Total restructuring-related costs	(2.4)	(0.1)	(2.5)	(52.8)
COVID-19 related costs	–	–	–	(1.3)
Total impairment, disposal, restructuring and Covid-related costs	(4.6)	(42.3)	(46.9)	(49.8)

Impairment and disposal-related costs

Net loss on disposal of businesses

During the period ended 30 July 2022, the Group successfully concluded the disposal of its Brazil business to Grupo Bimbo SAB de CV. In addition the Group completed the sale of an immaterial business in Europe. As the €108.4m proceeds received, net of associated transaction costs, were in excess of the €65.0m carrying value of the net assets disposed, combined with a €85.4m cumulative foreign currency translation loss since the initial investment, a loss on disposal before tax of €42.0m was recognised in the income statement.

Loss on fixed asset disposals and impairments

During the period ended 30 July 2022, the Group recorded an impairment of €2.4m in the ARYZTA Europe segment (2021: €4.3m), primarily related to the write-down of building assets to recoverable value.

Net gain on disposal of equity investment

In January 2021, ARYZTA completed the disposal of its remaining 4.6% shareholding in Picard for net proceeds of €24.3m. During the period ended 31 July 2021, a fair value gain through profit or loss of €8.6m was recorded in the Group Consolidated Income Statement in respect of this investment, comprising the gain on disposal and also a dividend of €1.1m received during the period.

Financial and Business Review (continued)

Restructuring-related costs

During the period ended 30 July 2022, the Group has recognised costs, including providing for amounts as required by IAS 37, 'Provisions, Contingent Liabilities and Contingent Assets', in the Group Consolidated Income Statement as follows:

Severance and other staff related costs

During the period ended 30 July 2022, the Group incurred €2.0m (2021: €28.4m) in severance and other staff-related costs. These costs primarily relate to employees whose services were discontinued as part of the Group's continued efficiency programs and the structural costs optimizations projects.

Other costs including advisory

During the period ended 30 July 2022, the Group incurred €0.5m (2021: €8.3m) in advisory and other costs primarily associated with ongoing bakery rationalisation and disposal transactions in Europe and Rest of World. During the prior period ended 31 July 2021, the Group incurred €16.1m in costs related to committed financial and legal services prior to the rejection by the Board of the proposed takeover of the Group in December 2020.

COVID-19 related costs

COVID-19 related costs were costs arising due to the effect of the COVID-19 pandemic, including any government-imposed restrictions impacting consumer demand and the production processes, net of any directly related government support. These costs were identified as quantifiable, distinguishable and separable from normal operations.

The Group did not incur any COVID-19 related costs during the period ended 30 July 2022. During the prior period ended 31 July 2021, the Group incurred COVID-19 related costs of €1.3m associated with furloughing employees and other incidental labour related costs and costs associated with implementing safety measures across the Group's bakery network.

Financial and Business Review (continued)

9 Cash generation

	FY 2022 €m	FY 2021 €m
Underlying EBITDA - continuing operations	218.8	173.4
Underlying EBITDA - discontinued operations	–	76.6
ARYZTA Underlying EBITDA	218.8	250.0
Working capital movement	(2.7)	(18.7)
Working capital movement from debtor securitisation ¹	23.0	(41.2)
Capital expenditure	(89.4)	(88.0)
Net payments on lease contracts	(33.8)	(45.4)
Proceeds from sale of fixed assets and investment property	5.7	8.1
Restructuring related cash flows	(11.9)	(54.2)
Operating free cash generation	109.7	10.6
Dividends received from equity investment	–	1.1
Dividends paid on hybrid instruments - actual	(43.0)	–
Interest and income tax on operating activities paid, net	(25.2)	(42.0)
Recognition of deferred income from government grants	(1.6)	(3.3)
Other	4.1	(0.5)
Cash flow generated from activities	44.0	(34.1)

¹ Total debtor balances securitised as of 30 July 2022 is €108m (2021: €85m).

Reconciliation of IFRS cash flow from operating activities to Cash flow generated from activities:

	FY 2022 €m	FY 2021 €m
IFRS - Net cash flows from operating activities²	200.1	84.3
Purchase of property, plant and equipment	(83.3)	(84.0)
Purchase of intangible assets	(6.1)	(4.0)
Proceeds from sale of property, plant and equipment	4.8	5.2
Proceeds from sale of investment property	0.9	2.9
Lease principal payments	(29.4)	(39.7)
Dividends paid on hybrid instruments - actual	(43.0)	–
Dividend from equity investment	–	1.1
Cash flow generated from activities	44.0	(34.1)

² Net cash flows from operating activities are presented in the Group Consolidated Cash Flow Statement on page 85.

Financial and Business Review (continued)

10 Net debt and investment activity

	FY 2022 €m	FY 2021 €m
Opening net debt	(220.1)	(1,010.7)
Cash flow generated from activities	44.0	(34.1)
Net movements on lease liabilities	14.4	1.2
Disposal of businesses, net of tax and leases ¹	109.8	791.6
Disposal of equity investment	–	24.3
Hybrid instrument principal repayment	(48.0)	–
Dividends paid on hybrid instruments – deferred and compound	(172.0)	–
Receipt of vendor loan note	–	10.0
RCF termination costs	(8.3)	–
Foreign exchange movement	(7.1)	5.1
Other ²	(2.7)	(7.5)
Closing net debt³	(290.0)	(220.1)

1 Disposal of businesses, net of tax and leases, comprises of €106.8m of cash proceeds on disposal of businesses and €17.2m of leases disposed, offset by €14.2m of directly attributable income tax payments made on disposal of businesses.

2 Other comprises primarily amortisation of upfront financing costs.

3 Excluding the €126.1m lease liabilities arising from IFRS 16 at 30 July 2022 (2021: €154.6m), the Group net debt would be €163.9m (2021: €65.5m).

As of 30 July 2022, the Group's gross term debt financing facilities, related capitalised upfront borrowing costs, finance leases, net of overdrafts and cash balances were as follows:

	FY 2022 €m	FY 2021 €m
Syndicated Bank RCF	(398.5)	(45.0)
State sponsored COVID-19 related loans	–	(21.9)
Schuldschein	(17.8)	(178.6)
Gross term debt	(416.3)	(245.5)
Upfront borrowing costs	6.6	9.1
Term debt, net of upfront borrowing costs	(409.7)	(236.4)
Cash and cash equivalents	245.8	170.9
Net debt excluding leases	(163.9)	(65.5)
Leases	(126.1)	(154.6)
Net debt	(290.0)	(220.1)

As of 30 July 2022, the weighted average interest cost of the Group debt financing facilities is 1.8% (2021: 1.7%) and the weighted average maturity of the Group gross term debt is 4.1 years.

Gross Term Debt Maturity Profile FY 2022

Financial Year

2023

2024 4.3%

2025

2026

2027

95.7%

■ Schuldschein ■ New Syndicated RCF

Financial and Business Review (continued)

In September 2021, ARYZTA replaced its existing €800m Syndicated Revolving Credit Facility ('RCF') Agreement with a new five year €500m Syndicated RCF Agreement. In connection with the early repayment of the existing facility, the Group incurred €8.3m of costs, due to the write off of existing RCF capitalised borrowing costs. Under the new RCF Agreement the Group's financial covenants are as follows:

- Leverage covenant (Net Debt: EBITDA): maximum 3.5x
- Interest cover covenant (EBITDA: Net interest, including Hybrid dividend), minimum:
 - >1.50x – until 31 January 2022
 - >2.00x – until 31 July 2022
 - >3.00x – until 31 July 2023
 - >3.50x – until facility termination date in September 2026.

In December 2021, the Group repaid €152.5m and US\$11.5m of maturing Schuldschein notes with available capacity on the new RCF.

The covenants are summarised in the table below:

	FY 2021 ¹	H1 FY 2022	FY 2022
Leverage covenant (maximum)	6.0x	3.5x	3.5x
Interest cover covenant (minimum)	1.0x	1.5x	2.0x

¹ As per terms of previous €800m RCF Agreement.

The Group's key financial ratios at 30 July 2022 were as follows:

	FY 2022	FY 2021
Leverage covenant (Net Debt: EBITDA) ²	1.01x	0.58x
Interest cover covenant (EBITDA: Net interest, including Hybrid dividend) ²	3.17x	1.88x

² Calculated as per Syndicated Bank Facilities Agreement terms.

Financial and Business Review (continued)

11 Hybrid funding

As of 30 July 2022, the Group has €814.1m of Hybrid funding outstanding, as reflected in the table below.

Instrument	Coupon	Coupon rate if not called	FY 2022 €m
CHF 400m	5.5%	6.045% +SARON 3 months compound rate	(411.1)
EUR 200m	6.8%	6.77% +5 Year Euro Swap Rate	(200.0)
CHF 190m	3.7%	4.213% +SARON 3 months compound rate	(195.3)
Hybrid funding principal outstanding at 30 July 2022 exchange rates			(806.4)
Hybrid instrument accrued dividends			(7.7)
Total Hybrid funding outstanding at 30 July 2022 exchange rates			(814.1)

As the instruments have no maturity date and repayment is at the option of ARYZTA, these perpetual callable subordinated instruments are recognised within other equity reserves at historical cost, net of attributable transaction costs, until such time that management and the Board of Directors have approved settlement of the applicable instrument. Any difference between the amount paid upon settlement of these instruments and the historical cost is recognised directly within retained earnings.

In October 2021, the Group announced that it would pay all deferred and actual dividends on its CHF Hybrids, and the deferred, actual and compound dividends on its Euro Hybrid in FY 2022. Dividend payments on these instruments of €215.0m were made during FY 2022, comprising €172.0m of deferred and compound dividends and €43.0m of actual dividends.

Dividends on these Hybrid instruments accrue at the coupon rate applicable to each respective instrument on an ongoing basis; however, a contractual obligation to pay these dividends in cash only arises when a Compulsory Payment Event, such as payment of a cash dividend to equity shareholders, has occurred within the last twelve months. Following the settlement of deferred, actual and compound dividends outstanding in October 2021, at 30 July 2022, €7.7m of unpaid hybrid dividends have been accrued on the Group Consolidated Balance Sheet.

In July 2022, the Group repurchased and cancelled €50.0m of the outstanding principal on its Euro Hybrid Bond, for consideration of €48.0m.

Movements related to the Hybrid instrument principals and dividends over the last two years were as follows:

	FY 2022			FY 2021		
	Principal €m	Dividends €m	Total €m	Principal €m	Dividends €m	Total €m
Balance at beginning of period	(797.6)	(175.7)	(973.3)	(797.2)	(129.2)	(926.4)
Hybrid instrument dividend charge	–	(45.2)	(45.2)	–	(46.2)	(46.2)
Hybrid instrument dividends paid - actual	–	43.0	43.0	–	–	–
Hybrid instrument dividends paid - deferred and compound	–	172.0	172.0	–	–	–
Hybrid instrument redemption	50.0	–	50.0	–	–	–
Translation adjustments	(58.8)	(1.8)	(60.6)	(0.4)	(0.3)	(0.7)
Balance at end of period	(806.4)	(7.7)	(814.1)	(797.6)	(175.7)	(973.3)

Financial and Business Review (continued)

12 Foreign currency

The principal euro foreign exchange currency rates used by the Group for the preparation of these Financial Statements are as follows:

Currency	Average FY 2022	Average FY 2021	% Change	Closing FY 2022	Closing FY 2021	% Change
CHF	1.0423	1.0868	4.1%	0.9730	1.0773	9.7%
USD	1.1139	1.1947	6.8%	1.0193	1.1882	14.2%
AUD	1.5445	1.5949	3.2%	1.4570	1.6072	9.3%
GBP	0.8466	0.8820	4.0%	0.8380	0.8515	1.6%

13 Return on invested capital

	ARYZTA Europe €m	ARYZTA Rest of World €m	ARYZTA Group €m
30 July 2022			
Average segmental net assets ^{1,2}	1,157.9	99.9	1,257.8
NOPAT ¹	64.4	20.7	85.1
ROIC ^{1,3}	5.6%	20.7%	6.8%
31 July 2021			
Average segmental net assets ^{1,2}	1,221.8	153.7	1,375.5
NOPAT ¹	(38.5)	(0.8)	(39.3)
ROIC ^{1,3}	(3.2)%	(0.5)%	(2.9)%

1 See glossary in section 19 for definitions of financial terms and references used.

2 Average segmental net assets is the average of the beginning and ending segmental net assets. For the purposes of calculating the average segmental net assets, the net assets at the beginning of the twelve month period ended 30 July 2022 has been adjusted by €62.1m to exclude the impact of the disposal of the Brazil business, and the net assets at the beginning of the twelve month period ended 31 July 2021 has been adjusted by €734.0m to exclude the impact of the disposal of the ARYZTA North America disposed business.

3 Group WACC on a post-tax basis is currently 6.9% (2021: 6.5%).

Financial and Business Review (continued)

14 Net assets, goodwill and intangibles

	FY 2022 €m	FY 2021 €m
Property, plant and equipment	853.6	849.8
Investment properties	–	3.7
Goodwill and intangible assets	667.5	660.3
Working capital	(127.0)	(94.1)
Other segmental assets	4.1	6.0
Other segmental liabilities	(23.4)	(21.9)
Lease liabilities	(126.1)	(136.9)
Net assets of disposal group held-for-sale	–	62.1
Segmental net assets ¹	1,248.7	1,329.0
Interest bearing bank loans, net of cash	(163.9)	(65.5)
Deferred tax, net	(61.4)	(78.2)
Income tax payable	(87.7)	(82.9)
Derivative financial instruments	(3.3)	(0.3)
Net assets	932.4	1,102.1

1 See glossary in section 19 for definitions of financial terms and references used.

Net working capital comprises inventory, trade and other receivables and trade and other payables:

	FY 2022 €m	FY 2021 €m
Inventory	120.4	91.5
Trade and other receivables	152.5	151.1
Trade and other payables	(399.9)	(336.7)
Net working capital	(127.0)	(94.1)

Financial and Business Review (continued)

15 Dividend

No dividend is planned to be proposed for FY 2022. No dividend was proposed or paid for during FY 2021.

16 Post balance sheet events – after 30 July 2022

As of 30 September 2022, the date of approval of the Group consolidated financial statements by the Board of Directors, there have been no material significant events that would require adjustment or disclosure within the Group consolidated financial statements.

17 Principal risks and uncertainties

The Board and senior management have invested significant time and resources in identifying specific risks across the Group, and in developing a culture of balanced risk minimisation. The Board considers the risks and uncertainties disclosed on pages 74-75 to reflect the principal risks and uncertainties of the Group.

18 Forward looking statement

This document contains forward looking statements which reflect the Board of Directors' current views and estimates. The forward looking statements involve certain risks and uncertainties that could cause actual results to differ materially from those contained in the forward looking statements. Potential risks and uncertainties include such factors as general economic conditions, foreign exchange fluctuations, competitive product and pricing pressures, the effects of a pandemic or epidemic or a natural disaster, or war and regulatory developments. You are cautioned not to place undue reliance on any forward-looking statements. These forward-looking statements are made as of the date of this document. The Company expressly disclaims any obligation or undertaking to publicly update or revise any forward-looking statements other than as required by applicable laws.

Financial and Business Review (continued)

19 Glossary of financial terms and references

'Organic revenue' – presents the revenue movement during the period, excluding impacts from acquisitions/(disposals) and foreign exchange translation. Please refer to "Basis of Preparation" on page 88-89 for further information.

'Underlying EBITDA' – presented as earnings before interest, taxation, depreciation and amortisation; before impairment, disposal, restructuring and COVID-19 related costs.

'IFRS EBITDA' – presented as earnings before interest, taxation, depreciation and amortisation. A reconciliation of IFRS EBITDA to Underlying EBITDA from continuing operations by segment is presented in note 2 on page 106.

'Underlying EBITA' – presented as earnings before interest, taxation and non-ERP related intangible amortisation; before impairment, disposal, restructuring and COVID-19 related costs.

'ERP' – Enterprise Resource Planning intangible assets comprise primarily the Group SAP system.

'Hybrid instrument' – presented as Perpetual Callable Subordinated Instruments, which have no contractual maturity date and for which the Group controls the timing of settlement; therefore, these instruments are accounted for as equity instruments in accordance with IAS 32 'Financial Instruments'.

'Underlying net profit/(loss)' – presented as reported net profit/(loss), adjusted to include the Hybrid instrument dividend as a finance cost; before non-ERP related intangible amortisation; before RCF early redemption-related costs; and before impairment, disposal, restructuring and COVID-19 related costs, net of related income tax impacts. The Group utilises the Underlying net profit/(loss) measure to enable comparability of the results from period to period, without the impact of transactions that do not relate to the underlying business.

'Cash flow generated from activities' – represents the company's ability to generate free funds from its operating activities after its investments in fixed assets and repayments of lease liabilities. It is calculated as net cash flows from operating activities per the IFRS cash flow statement, adjusted for cash flows related to the purchase of property, plant and equipment and intangible assets, proceeds from sale of property plant and equipment, lease principal payments and dividends paid on hybrid dividends.

'Net debt' – is defined as the Group's interest bearing loans and bonds and lease liabilities, after deduction of cash and cash equivalents.

'Segmental Net Assets' – Excludes financial assets at fair value, bank debt, cash and cash equivalents and tax balances.

'ROIC' – Return On Invested Capital is defined as pro-forma trailing twelve month operating profit, before gains/losses on disposal of businesses, and after underlying tax, reflecting the full twelve month contribution from acquisitions and full twelve month deductions from disposals; divided by average Segmental Net Assets, as at the beginning and the end of the financial period.

2023031612656



Excellence
in Innovation
Buns

Annual Report and Accounts 2022

Corporate Governance Report

Letter from the Lead Independent Director and Chair of the Governance & Nomination Committee

Dear Shareholder,

On behalf of the Board of Directors of ARYZTA AG, we wish to thank you for the overwhelming support and trust that you have placed in the Board.

The Board is very pleased with the Group's progress in the past fiscal year and we hope that you, as shareholders, welcome the transformation. The Group is now a better performing, leaner and more efficient company. We have faced and continue to face a very challenging macro environment with unprecedented inflation, war in Ukraine, COVID pandemic and BREXIT. In the circumstances, the Board is firmly of the view that under the leadership of Urs Jordi as interim CEO, we have the right executive management team in place to deliver the Group's transformation.

As the Lead Independent Director and Chair of the Governance and Nominations Committee ("NomCo"), we are pleased to inform you that following the request of the Board, Urs Jordi has agreed to continue in the dual role of Chair and interim CEO. We want to update you on the Board's decision to request the Chair, Urs Jordi, to continue as interim CEO.

Background

The roles of Chairman and CEO were initially combined as a dual mandate at the end of 2020 following an active investor campaign which led to the re-organization of the management. It was clear to the Board at that time that Urs Jordi was the best placed to take on the role of interim CEO considering his:

- » extensive international experience of the food business and specifically the B2B frozen bakery industry;
- » knowledge of the Company thanks to his prior experience in the Group;
- » Leadership skills and proven track record in initiating and successfully delivering operational improvements;
- » high approval rating for his appointment and re-election as Chairman with support from significant investors and stakeholders.

The Board's view is that the delivery of the latest results demonstrate that this decision, combined with the robust governance processes in place, was the correct one for all stakeholders.

Governance processes - Jörg Riboni (Lead Independent Director)

In order to best support the dual mandate, the Board first decided to appoint a Lead Independent Director ("LID") in November 2020. This appointment was made in line with the Swiss Code of Best Corporate Governance practices and together with the support of external independent legal advice, the Board prescribed specific powers and responsibilities for the LID as set out in our Organizational Regulations.

Annual Report and Accounts 2022

Corporate Governance Report

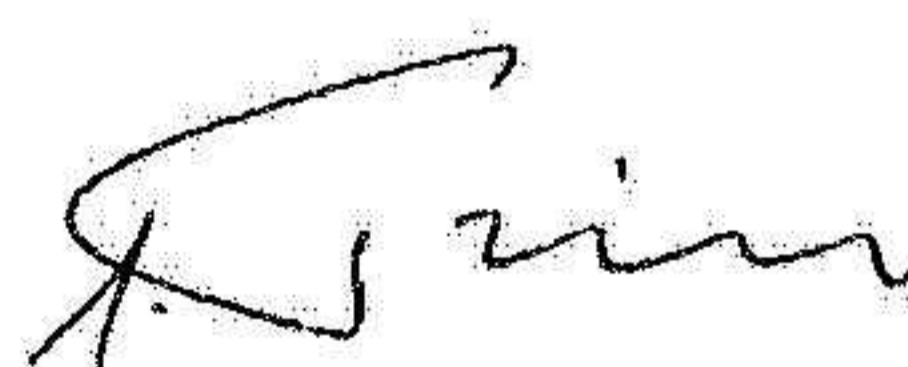
The Board appointed me as LID following the AGM in 2021. In my role of LID, I convene frequent non-executive board sessions with the other four independent non-executive members of the Board. In accordance with the Organizational Regulations, I am empowered to hold a non-executive session, without the presence of the Group CEO, at any time to discuss any matters. In addition to the appointment of the LID, for good governance purposes, the Board ensures that the Chairman is not a member of any of the main Board Committees. Further, I am satisfied that all non-executive board members have significant international business experience in board and executive roles and demonstrate and express independence of judgement, in line with the Swiss Code on Good Corporate Governance.

Recruitment Process – Gordon Hardie (Chair of NomCo)

I was appointed Chair of the Governance and Nomination Committee (“NomCo”) in November, 2021. My predecessor had initiated the CEO recruitment process in 2020 and had appointed an external independent recruitment firm to support the NomCo and Board in conducting this important recruitment search. Once appointed as Chair of NomCo and with the support of my NomCo committee members, I continued to progress this recruitment search. Over the course of 2021, we interviewed several potential candidates leading to a shortlist of candidates who were interviewed by the Board. The Board was keen to identify a candidate with (i) proven track record in delivering operational transformation; (ii) in-depth knowledge of and senior management experience in the food industry; (iii) multi-year revenue growth; and (iv) strengthening the capabilities needed to be competitive in the future. While the Board met with a number of candidates, given where the business is in terms of its turnaround progress, the extraordinary challenges of the new inflationary environment, rises in the price of energy, raw materials, interest rates and a potential economic slow down, the Board is convinced that it is in the best interests of the business and its key stakeholders to preserve the stability and momentum of the current leadership. Urs Jordi has the ideal skillset and track record to lead the team through the turnaround phase. The Board is satisfied that it will then be in the best interests of the business to appoint a CEO who can focus on delivering the next stage of development of the business.

The Board has full confidence in Urs Jordi in his role as Chairman and interim CEO and the governance processes which it has put in place to ensure that any potential conflict issues are addressed.

In light of the above, the Board believes it is the right and prudent decision to temporarily extend the dual role and continue the surrounding governance oversight mechanisms. The Board believes this is in the best interest for all stakeholders.



Jörg Riboni, Lead Independent Director
30 September 2022



Gordon Hardie, Chair NomCo
30 September 2022

Annual Report and Accounts 2022

Corporate Governance Report

Corporate Governance at ARYZTA

As a Board, we are committed to strengthening the corporate governance standards and practice at ARYZTA to deliver against the expectations of all stakeholders. Driving this approach is a Board that is focused on delivering the highest standards of governance.

During FY 2022, the Board has continued to work on improving our corporate governance practice in line with the principles of the Swiss Code of Best Practice for Corporate Governance ("Swiss Code for Corporate Governance"), including the appointment of a Lead Independent Director and commencing a thorough review of the governance framework, policies and practices.

We are focused on ensuring meaningful and transparent reporting and on continuing to strengthen our governance processes in order to deliver lower governance risk, grounded in our values and governance framework. We commit to all stakeholders that our long term performance and high governance standards will go hand in hand.

ARYZTA Board and Executive Management

There was no significant change to the Board of Directors of ARYZTA AG (the 'Board') and Executive Management in the 2022 financial period.

At the Annual General Meeting (AGM) held on 17 November 2021, Urs Jordi was re-elected as Chair of the Board while Gordon Hardie, Heiner Kamps, Jörg Riboni, Hélène Weber-Dubi and Alejandro Legarda Zaragüeta were all re-elected as directors of the Board. In September 2021, Luisa Delgado informed the Board of her decision not to stand for re-election at the AGM and the Board expresses its gratitude for her services to the company. Gordon Hardie, Heiner Kamps and Hélène Weber-Dubi were all re-elected as members of the Remuneration Committee.

With effect from the conclusion of the 2021 AGM, the Board is comprised as follows: Urs Jordi (Chair), Gordon Hardie, Heiner Kamps, Jörg Riboni (Lead Independent Director), Hélène Weber-Dubi and Alejandro Legarda Zaragüeta. Full biographical details of each director are set out on pages 36 to 37.

The Swiss Code of Best Practice for Corporate Governance ('Swiss Code for Corporate Governance') recommends the appointment of a Lead Independent Director, if for reasons specific to the company, or because the circumstances relating to availability of top management, makes it appropriate that the Board decides that a single person should perform both positions. The Board introduced the role of Lead Independent Director in November 2020 following the appointment of the Chair of the Board as the Interim Group CEO. Following the November 2021 AGM, the Board appointed Jörg Riboni as Lead Independent Director. Mr Riboni is a highly experienced non-executive director and is also the Chair of the Audit Committee. Given the dual role mandate of Chair and Interim Group CEO, the Board decided that the Chair would not sit on any of the main Board Committees nor does he attend the non-executive Board member meetings unless specifically invited.

In accordance with good corporate governance, the Lead Independent Director is authorised to convene and chair meetings of the Board on his own, if necessary. Further, the Lead Independent Director is authorised to assess the work of the Group CEO or any matter involving the Group CEO's conduct or capacity, the decision on the compensation

Corporate Governance Report (continued)

package of the Group CEO and decision on the Board's proposal to the General Meeting for the re-election of the Chair. The role of the Lead Independent Director and his duties are set out in detail in the Organizational Regulations of ARYZTA AG (available on the ARYZTA website <https://www.aryzta.com/about-aryzta/corporate-governance/>).

We believe that ARYZTA AG has the requisite expertise and skills in place at Board level to oversee and support senior management's implementation of our multi-local turnaround plan.

During the period from 31 July 2021 through July 30 2022, the Executive Management comprised as follows: Urs Jordi (Interim Group CEO); Martin Huber (Group CFO) and Rhona Shakespeare (nee O'Brien) (General Counsel and Company Secretary).

Leadership

The Board

The Board is responsible for stewardship, governance and oversight, and for setting the strategic direction of ARYZTA, in order to deliver sustainable value. The Board is also responsible for defining risk appetite and risk mitigation/management. The Board is committed to the highest standards of corporate governance in its management of ARYZTA and its accountability to shareholders and other stakeholders. Strong leadership and strong corporate governance are integral parts of our corporate culture and the Board recognises its obligation to lead by example. Biographical details of the directors are provided on pages 36 to 37.

Board Independence

All non-executive directors are considered by the Board to be independent in character and judgement within the meaning of the Swiss Code for Corporate Governance and none of the non-executive directors are party to relationships or circumstances with ARYZTA which, in the Board's opinion, are likely to affect their independence or judgement. All of the current Board members are independent non-executive directors, with the exception of the Chair who is Interim Group CEO. The Board considers this dual role as an interim solution. The Board is very pleased with the rapid progress on the Group transformation in the relatively short time frame.

To ensure the effective oversight of financial reporting, risk management, remuneration and the future leadership of the business, the Board delegates certain functions to three main Board Committees. Further details on the role of these key Committees are provided on pages 40 to 42.

The Chair

The Chair is responsible for the effective leadership, operation and governance of the Board and its Committees. It is the Chair's responsibility to ensure that all directors contribute effectively in the development and implementation of the Group's strategy, whilst ensuring that the nature and extent of the significant risks the Group is willing to embrace in the implementation of its strategy are assessed, challenged, justified and where appropriate, accepted.

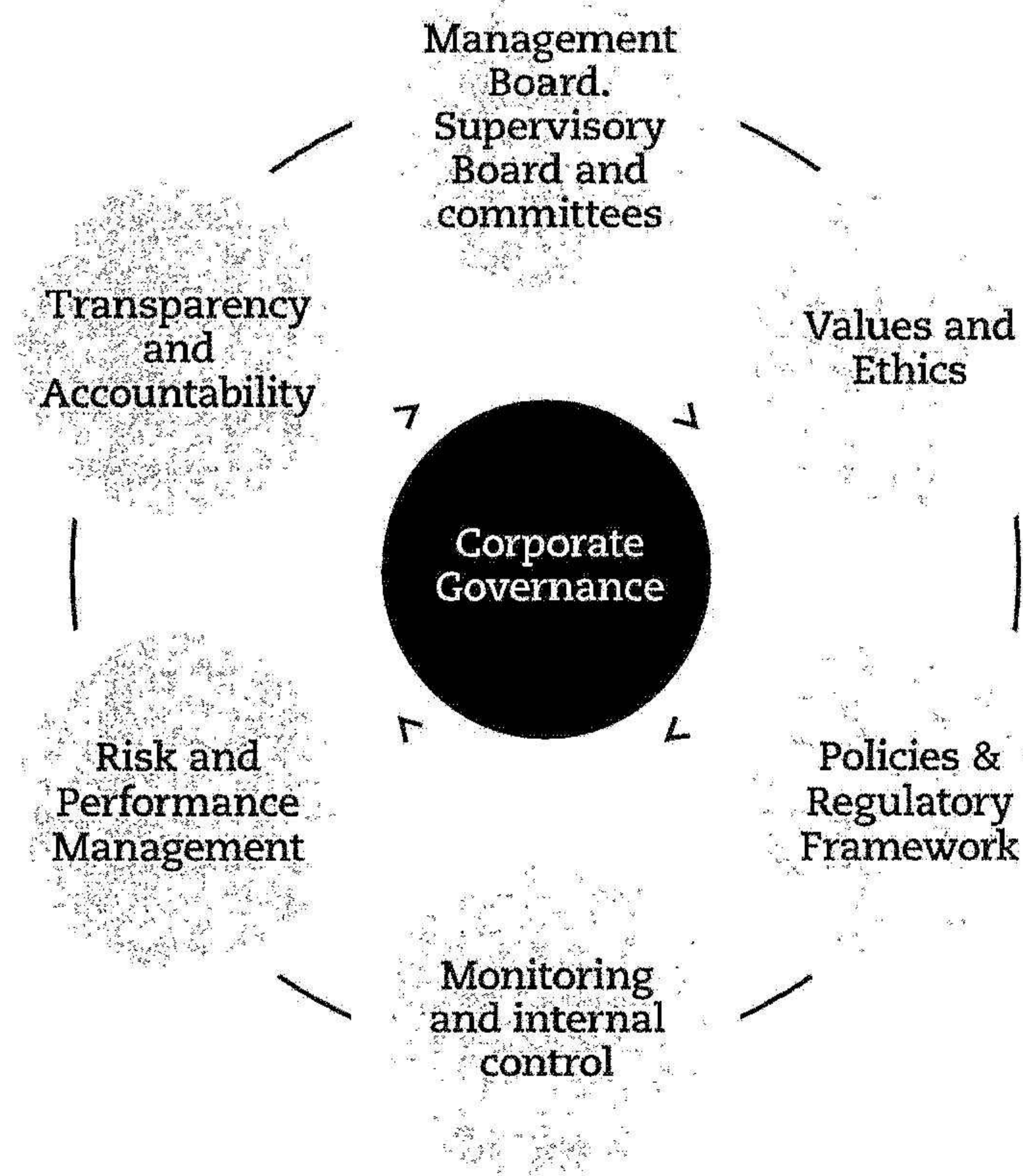
Corporate Governance Report (continued)

Lead Independent Director

In line with the Swiss Code for Corporate Governance guidance, the Board first appointed a Lead Independent Director in November, 2020. The Swiss Code for Corporate Governance recommends a Lead Independent Director if there is a dual role of Chair and CEO. The Organizational Regulations were amended in November 2020 to establish the role and responsibilities of the Lead Independent Director. Following the 2021 AGM, Jörg Riboni was appointed as Lead Independent Director. Please see our Organisation Regulations on our website: <https://www.aryzta.com/about-aryzta/corporate-governance/>

Governance Framework

Details of the corporate governance framework adopted by ARYZTA (namely the Articles of Association, the Organisational Regulations and the Terms of Reference for the Committees of the Board) are available on the ARYZTA website at www.aryzta.com/about-aryzta/corporate-governance.



Governance and Culture

As a Board, we are committed to ensuring we adhere to best-practice corporate governance principles and apply them in a pragmatic way that adds value to ARYZTA. Continually enhancing our corporate governance is central to our aim of ensuring the stability of ARYZTA and returning the business to a satisfactory level of performance and growth.

Corporate Governance Report (continued)

An inclusive culture and the fostering of a performance-based organisation are key focus areas for us as part of our wider governance framework. The Board will continue to work to ensure that ARYZTA's revised strategy, operating model and remuneration framework are aligned with our cultural focus. The success of our strategy is dependent on developing a culture across ARYZTA that supports the pursuit of teamwork, diversity and excellence. We continue to focus on ensuring ARYZTA's core vision and values are developed and clearly understood by all our stakeholders, particularly our colleagues in all parts of the organisation. We recognise that the Board and Senior Executives must lead by example to ensure these values are embedded not just in the boardroom, but are shared and understood throughout the business and form an integral part of interaction with all stakeholders.

A unifying culture embraced by the entire organisation leads to success for the business and pride for our people. At ARYZTA, we are proud of our rich baking heritage and seek to passionately fulfil the needs and ambitions of our customers, our people and the environment in which we operate in an increasingly sustainable fashion. We will continue to foster a culture that: delivers on our commitments; is focused on our customers and operational excellence; relentlessly prioritises food safety and quality; and creates a safe, accepting and inspired workplace.

Shareholder Engagement

The Board is committed to ongoing dialogue with shareholders to enable clear communication of ARYZTA's objectives and to foster mutual understanding of what is important to the Board and the shareholders. In addition, the Board is continually apprised of shareholder interaction by the Chair and Interim Group CEO, the Group CFO and the Investor Relations team, consistent with the obligation to develop an understanding of the views and concerns of major shareholders.

Risk Management

The Board is and will continue to be focused on ensuring that the Group's risk management and internal control systems are effective in identifying, managing and mitigating potential risks, and thereby underpinning robust decision-making on all capital allocation decisions. The Board has continued to debate and develop its understanding of risk, including appetite, tolerance and testing of risks and how to maximise business opportunities. Supported by the Audit Committee, the Board continues to strive for a better understanding of the risks the Group faces and the actions taken to mitigate them.

Compensation Report

At the 2021 AGM, in line with Swiss law, shareholders approved the maximum aggregate amount of remuneration of the Board for the period ending at the 2022 AGM and for the Executive Management for the 2023 financial period end. During the 2021 AGM, shareholders voted against ratifying the 2021 Compensation Report through an advisory vote. The result of this advisory vote was keenly noted by the Board in order to absorb the feedback from our shareholders into our ongoing compensation practices. In direct response to this feedback we have not paid any retention payments for FY 2022 and commit to ceasing any such payments in the future; we have ceased the use of any discretionary bonus payments thus ensuring STIP payments are solely based on performance criteria for FY 2022; and we provide more transparency on the measures for our STIP pay outs than in prior years.

Corporate Governance Report (continued)

ARYZTA Corporate Governance Report format

The ARYZTA Corporate Governance Report follows the SIX Swiss Exchange Directive on Information relating to Corporate Governance and takes into account the Swiss Code for Corporate Governance.

The ARYZTA Group consolidated financial statements are prepared in accordance with International Financial Reporting Standards ('IFRS') and the requirements of Swiss law. The ARYZTA AG company financial statements are prepared in accordance with the requirements of Swiss Law and the Company's Articles of Association. Where necessary, the financial statement disclosures have been extended to comply with the requirements of the SIX Swiss Exchange Directive on Information relating to Corporate Governance.

In this report, the terms 'ARYZTA' and the 'Company' refer to ARYZTA AG, whereas the 'Group' and the 'ARYZTA Group' refer to ARYZTA AG and its subsidiaries.

To avoid duplication in some sections, cross-references are made to the 2022 Financial Statements (comprising the Group consolidated financial statements and company financial statements of ARYZTA AG), as well as to the Articles of Association of ARYZTA AG (available on the ARYZTA website at www.aryzta.com/about-aryzta/corporate-governance).

1 Group structure and shareholders

1.1 Group structure

The ARYZTA General Meeting is the ultimate governing body of the Group and the Board is accountable and reports to the shareholders, by whom it is elected. The Board, while entrusted with the ultimate direction of ARYZTA Group, as well as the supervision of management, has delegated responsibility for the day-to-day management of the Group, to the extent allowed under Swiss law, through the Group Chief Executive Officer ('CEO'), to Executive Management. The Group's management and organisational structure corresponds to its current segmental reporting lines: ARYZTA Europe and ARYZTA Rest of World. Please refer to the section 'Segment Information' in note 2 to the ARYZTA Group Consolidated financial statements on pages 105 to 109, for further details regarding the Group's reporting segments.

Each segment's management team is responsible for the day-to-day activities of their segment and reports to Executive Management, which in turn reports through the CEO to the Board.

Corporate Governance Report (continued)

1.1.1 Listed companies of the ARYZTA Group ARYZTA AG

Name and domicile:	ARYZTA AG, 8952 Schlieren, Switzerland
Listing:	SIX Swiss Exchange, Zurich, Switzerland
Swiss Security number:	4 322 836
ISIN:	CH0043228366
Cedel/Euroclear common code:	037252298
SEDOL Code:	B39VJ74
Swiss Stock Exchange symbol:	ARYN

Stock market capitalisation as of 30 July 2022 CHF 1,074,657,783 based on 992,287,888 registered shares outstanding (i.e. disregarding 817,839 treasury shares) and closing price of CHF 1.083 per share.

Stock market capitalisation as of 31 July 2021 CHF 1,198,076,542 based on 991,785,217 registered shares outstanding (i.e. disregarding 1,320,510 treasury shares) and closing price of CHF 1.208 per share.

1.1.2 Non-listed companies of the ARYZTA Group

Details of the significant subsidiaries and associated companies of ARYZTA (being their company names, domicile, share capital, and the Company's participation therein) as well as the basis for classifying such subsidiaries as significant are set out in note 34 of the 2022 ARYZTA Group consolidated financial statements on page 156.

1.2 Significant shareholders

As at 30 July 2022, the Company has been notified of the following shareholdings or voting rights, which amount to 3% or more of the Company's issued ordinary share capital:

	Number of shares 2022	Number of shares % 2022
Jürg Kallay, Heiner Kamps, Ella Kamps, Michael Philips, Wilhelm Beier and Karl Gerhold ¹	59,146,873	5.96%
Francisco Garcia Parames and Maria Angeles Leon Lopez ²	49,375,667	4.97%
Credit Suisse Funds AG	30,703,083	3.09%
Swisscanto Fondsleitung AG	30,279,139	3.05%
Accuro Fund Solutions AG ³	30,159,443	3.04%

¹ Direct shareholder: NOLEKSUM Investment Fund, Teilfonds der NOLEKSUM Inv. Man., Themis Beteiligungs-AG, KFRH Kamps Management GmbH, Occasio GmbH

² Direct shareholder: Cobas Asset Management, SGIIC, S.A.

³ Direct shareholder: NOLEKSUM Investment Fund, Teilfonds der NOLEKSUM Inv. Man., Tortuga Equity Fund Europe, Teilfonds der Tortuga Fonds SICAs, Swiss Select I, Teilfonds des AMCFM Fund

Any significant shareholder notifications during the period, and since 30 July 2022, are available from the ARYZTA website at: www.aryzta.com/investor-centre/shareholder-notifications and also on the SIX Exchange Regulation's website at: www.six-exchange-regulation.com/en/home/publications/significant-shareholders.html.

Corporate Governance Report (continued)

1.3 Cross-shareholdings

The ARYZTA Group has no interest in any other company exceeding 5% of voting rights of that other company, where that other company has an interest in the ARYZTA Group exceeding 5% of the voting rights in ARYZTA.

2 Capital structure

2.1 Capital

The registered share capital of the Company, as at 30 July 2022, amounts to CHF 19,862,114.54 and is divided into 993,105,727 (inclusive treasury shares) registered shares with a par value of CHF 0.02 per share. The share capital is fully paid-up.

2.2 Authorised and conditional capital

At the 2021 AGM, the shareholders voted in favour of a renewal of Article 5 of the Articles of Association, which extended the duration of the authorised share capital to 17 November 2023.

Pursuant to Article 5 of the Articles of Association (governing authorised share capital), the Board is currently authorised to increase the share capital of the Company by an amount not exceeding CHF 1,986,211.44 through the issue of up to 99,310,572 registered shares (representing 10% of the existing issued share capital of the Company) to be paid up in full with a par value of CHF 0.02 per share.

The Board has the power to determine the issue price, the date of issue, the date of entitlement to dividends, the allocation of non-exercised pre-emptive rights and the type of contribution to be made in respect of the issue of new shares in the Company. The Board may withdraw or limit the pre-emptive rights of existing shareholders in the event of the use of those shares: (1) for acquisitions, (2) to broaden the shareholder constituency, or (3) for the purposes of employee participation.

Pursuant to Article 4 of the Articles of Association (governing conditional capital), the share capital of the Company may be increased by a maximum of CHF 993,105.72 by issuing up to 49,655,286 fully paid-up registered shares with a par value of CHF 0.02 each, through the direct or indirect issuance of shares, options or related subscription rights granted to members of the Board of Directors in lieu of cash fees, members of the Executive Management and employees of the Company and its group companies.

Up to 17 November 2023, in case of exclusion, withdrawal or limitation of pre-emptive and/or advance subscription rights, the total number of new shares to be issued under the authorised capital as per Article 5 and/or the conditional capital as per Article 4 shall be limited to the equivalent of 10% of the share capital, and to the equivalent of 5% of the share capital if the new shares are issued for the purpose of employee participation, respectively.

For further details, refer to Article 4 and 5 of the Articles of Association, which is available on the ARYZTA website at www.aryzta.com/about-aryzta/corporate-governance.

Corporate Governance Report (continued)

2.3 Changes in capital

Changes in share capital, treasury shares and the allocation of treasury shares to awards granted in connection with the ARYZTA Long-Term Incentive Plans (performance share units, restricted stock units, options and option equivalents) over the last three financial periods are as follows:

	Nominal value CHF	Shares in issue	Shares outstanding	Treasury shares	Performance share unit and restricted stock unit award allocation	Option and option equivalent allocation	Unallocated Treasury shares
FY 2019	0.02	993,105,727	990,587,322	2,518,405	13,054,623	26,411,366	(36,947,584)
Exercise of LTIP awards		–	25,684	(25,684)	(25,684)	–	–
Release of treasury shares as restricted shares		–	510,817	(510,817)	–	–	(510,817)
Granting of LTIP awards		–	–	–	15,299,880	464,067	(15,763,947)
Forfeitures of LTIP awards		–	–	–	(1,640,431)	(4,264,665)	5,905,096
FY 2020	0.02	993,105,727	991,123,823	1,981,904	26,688,388	22,610,768	(47,317,252)
Exercise of LTIP awards		–	167,902	(167,902)	(167,902)	–	–
Release of treasury shares as restricted shares		–	493,492	(493,492)	–	–	(493,492)
Forfeitures of LTIP awards		–	–	–	(17,186,923)	(17,964,585)	35,151,508
FY 2021	0.02	993,105,727	991,785,217	1,320,510	9,333,563	4,646,183	(12,659,236)
Exercise of LTIP awards		–	143,483	(143,483)	(143,483)	–	–
Release of treasury shares as restricted shares		–	359,188	(359,188)	–	–	(359,188)
Granting of LTIP awards		–	–	–	4,407,088	–	(4,407,088)
Forfeitures of LTIP awards		–	–	–	(562,406)	–	562,406
Expiry of LTIP awards		–	–	–	–	(4,420,458)	4,420,458
FY 2022	0.02	993,105,727	992,287,888	817,839	13,034,762	225,725	(12,442,648)

As of 30 July 2022, of the 993,105,727 registered shares, 992,287,888 are outstanding and 817,839 are classified as treasury shares.

2.4 Shares and participation certificates

ARYZTA's capital is composed of registered shares only. As at 30 July 2022, ARYZTA has 993,105,727 fully paid-up, registered shares (including 817,839 treasury shares) with a nominal value of CHF 0.02 each. Each share entered in the share register with voting rights entitles the holder to one vote at the General Meeting and all shares have equal dividend rights. ARYZTA has not issued any participation certificates¹.

2.5 Profit-sharing certificates

ARYZTA has not issued any profit-sharing certificates¹.

¹ Participation and profit-sharing certificates are instruments which have similar features to shares, but may differ with regard to their entitlement to dividend payments, voting rights, preferential rights to company assets or other similar rights.

2.6 Restrictions on transferability and nominee registrations

Article 7 of the Articles of Association deals with the Shareholders' Register and Restrictions on Transferability, and is available on the ARYZTA website at www.aryzta.com/about-aryzta/corporate-governance.

Corporate Governance Report (continued)

2.6.1 Limitations on transferability

Pursuant to Article 7 b) of the Articles of Association, persons acquiring registered shares are, on application, entered in the share register without limitation as shareholders with voting power, provided they comply with the disclosure requirement stipulated by the Federal Act on Financial Market Infrastructures and Market Conduct in Securities and Derivatives Trading (Financial Market Infrastructure Act) of 19 June 2015 ('FMIA') and expressly declare that they have acquired the shares in their own name and for their own account. Pursuant to Article 7 f) of the Articles of Association, the Company may in special cases approve exceptions to the regulations described in section 2.6. The decision to grant exceptions is at the Board's discretion.

2.6.2 Admissibility of nominee registrations

Pursuant to Article 7 c) of the Articles of Association, nominee shareholders are entered in the share register with voting rights without further inquiry up to a maximum of 1.5% of the outstanding share capital available at the time. Above this 1.5% limit, registered shares held by nominees are entered in the share register with voting rights only if the nominee in question (at the application for registration or thereafter upon request by the Company) discloses the names, addresses and shareholdings of the persons for whose account the nominee holds 0.3% or more of the outstanding share capital available at that time, and provided that the disclosure requirement stipulated by the FMIA is complied with. The Board has the right to conclude agreements with nominees concerning their disclosure requirements.

Pursuant to Article 7 d) of the Articles of Association, the limit of registration in Article 7 c) of the Articles of Association described above also applies to the subscription for, or acquisition of, registered shares by exercising option or convertible rights arising from registered or bearer securities issued by the Company, as well as by means of purchasing pre-emptive rights arising from either registered or bearer shares.

Pursuant to Article 7 e) of the Articles of Association, legal entities, or partnerships, or other associations or joint ownership arrangements, which are linked through capital ownership or voting rights, through common management or in like manner, as well as individuals, legal entities or partnerships that act in concert with intent to evade the entry restriction, are considered as one shareholder or nominee.

2.6.3 Procedure and conditions for cancelling transferability privileges

After due consultation with the person concerned, the Company is authorised to delete entries in the share register as a shareholder with voting rights, with retroactive effect, if they were effected on the basis of false information, or if the respective person does not provide the information pursuant to Article 7 c) described in section 2.6.2 above.

Corporate Governance Report (continued)

2.7 Convertible bonds, warrants and options

As of 30 July 2022, ARYZTA has not issued any convertible bonds or warrants.

As of 30 July 2022, a total of 13,034,762 Performance Share Unit and Restricted Stock Unit awards and 225,725 Option Equivalent Plan awards were outstanding, subject to fulfilment of predefined vesting conditions in connection with the ARYZTA Long Term Incentive Plan.

Please refer to the Compensation Report on pages 53 to 71 of this Annual Report for further information pertaining to any Long Term Incentive Plan awards granted as an element of Executive Management compensation.

3 Board of Directors

3.1 Members of the Board of Directors

The composition of the Board has not changed significantly since the start of the 2022 financial period, after a period of significant change which reflected an ongoing programme of refreshment and renewal as well as the changes driven by the 2020 EGM.

Board policy is that a majority of its membership consists of independent non-executive Directors, as determined in accordance with the Swiss Code of Corporate Governance. The Board confirms that it is fully compliant with the Swiss Code.

The Chair also holds the position of Interim Group CEO. All other non-executive directors are considered by the Board to be fully independent in character and judgement and none of these non-executive directors are party to relationships or circumstances with ARYZTA which, in the Board's opinion, are likely to affect their independence and judgement.

With effect from the conclusion of the 2021 AGM, the Board is comprised as follows: Urs Jordi (Chair), Gordon Hardie, Heiner Kamps, Jörg Riboni (Lead Independent Director), Hélène Weber-Dubi and Alejandro Legarda Zaragüeta. Full biographical details of each director is set out on pages 36 to 37.

Corporate Governance Report (continued)



Urs Jordi (1965, Swiss)

Chair and Interim Group CEO

Business economist, NKS (Aarau, Baden)

Urs Jordi has more than 25 years of experience in various national and international food companies at management and board level. He held various management positions within the Hiestand and ARYZTA Group, most recently as CEO of the listed Hiestand Holding AG (from 2008 within ARYZTA AG), and from 2010 to 2013 as CEO ARYZTA Food Europe & Asia Pacific. Since 2014, Urs Jordi has been involved in various own investments. For this purpose, he serves on the board of Schweizer Zucker AG. Urs Jordi is a trained baker and confectioner. Urs became a member and Chair of the Board in September 2020 and was appointed by the ARYZTA Board as Interim Group CEO on 19 November 2020.



Gordon Hardie (1964, Dual Irish & Australian)

Non-executive member

BA in languages and psychology and a higher diploma in education from University College Cork, as well as a MBA from University College Dublin's Smurfit Graduate School of Business

Gordon Hardie is an experienced Board member with Governance experience in the Americas, Europe and Asia Pacific in both public and private environments. He has undertaken board member education and training including completion of the Corporate Governance Program at Harvard Business School. Most recently, he was President of Bunge Food & Ingredients, Bunge Ltd (BG:NYSE), a global agri-food business from 2011 until 2019. Prior to Bunge Ltd, Mr. Hardie served as Managing Director of Goodman Fielder Bakeries Australia / New Zealand (GFF:ASX). Since 2015, Mr. Hardie serves as a Non-Executive Director at Owens-Glass Inc. (OI:NYSE), the global leader in glass packaging for the food and beverage industries and is Chair of its Risk Oversight Committee. He was previously a Non-Executive Director of Greencore Plc (GNC:LSE). He previously served as Chairman of Bunge Lodders Croklaan B.V (Holland), Chairman of Walter Rau Neusser AG (Germany), Non-Executive Director of Z.T Kruswizca (Poland), and Non-Executive Director of Foodbank New South Wales (Australia). Mr. Hardie is also a member on the North American Advisory Board of the Smurfit Graduate School of Business. Mr. Hardie serves as a Strategic Advisor to Temasek and to Lodbrok Capital. Gordon became a member of the Board in December 2020.



Heiner Kamps (1955, German)

Non-executive member

Masterbaker and Business Degree

Heiner Kamps is a successful food entrepreneur with over 40 years of industrial experience. He founded the bakery chain Kamps AG, which he led as CEO until 2002. Since 2003, Heiner Kamps has held shares in various companies. From 2005 to 2018, he and other investors, owned a majority stake in the Nordsee GmbH fast food chain. From 2011 to 2015, he was CEO of the Müller Milch Group and from 2015 to 2018 chairman of its supervisory board. Heiner Kamps founded the charitable foundation Brot gegen Not (Bread against misery), which supports training in the bakery trade in needy regions. He is a trained baker and confectioner. Heiner became a member of the Board in September 2020.

Corporate Governance Report (continued)

2023031612663



Jörg Riboni (1957, Swiss)

Non-executive member

Masters in economics from the University of St. Gallen (lic. oec. HSG) and is a certified public accountant

From 2013 to 2019, Jörg Riboni was CFO of the Emmi Group, Lucerne. Prior to that, he was CFO of the Forbo Group (2005 to 2012). His previous roles include CFO of the Sarna Group, Sarnen; Baar (1997 to 2005) and CFO of Jelmoli, Zurich (1995 to 1997). He is currently Chair or member of the Board of Directors of various privately-held companies. He joined the Board in December 2020.




Héléne Weber-Dubi (1955, Swiss)

Non-executive member

Masters in Economics from the University of St. Gallen (lic. oec. HSG)

Héléne Weber-Dubi has over 20 years experience in the food industry with a focus on Finance and Accounting, as well as Management Buy-Out, Mergers and Acquisitions and IPO. From 1999-2015, Ms. Weber-Dubi was CFO of the ORIOR-Group, a major Swiss food company and was a member of the Group Management Board. In 1996, Ms. Weber-Dubi accepted a position as financial controller with Bally. That same year, she was promoted to Managing Director of Bally Switzerland, Bally Italy and Bally Spain with a seat on the international Executive Board. In 1999 she was put in charge of financial control of Bally International and was primarily tasked with executing the sale of Bally to Texas Pacific Group. From 1982 to 1995 she held various management positions with Unilever in Switzerland and the UK, mostly in auditing and finance. Ms. Weber-Dubi is a member of the Board of Directors of Medela Holding AG in Baar (CH), Medela AG in Baar(CH) and Ospelt Anstalt in Bendorf (FL). Héléne became a member of the Board in December 2020.



Alejandro Legarda Zaragüeta (1956, Spanish)

Non-executive member

Graduate in Mechanical Engineering, Master in Business Administration from IESE University of Navarra, Spain, PhD in Economics and Innovation Management from Polytechnic University, Madrid

Alejandro Legarda Zaragüeta is a highly experienced senior executive with significant management and non-executive director experience within various sectors, including transport, gas and food related industries. From 1994 to 2004 he was managing director of Construcciones y Auxiliar de Ferrocarriles S.A. ('CAF'), a listed group which manufactures railway vehicles and signalling equipment and stayed on as a director of the non-executive board until 2019. His responsibilities were the management of the company's global business. From 2006 to 2018, Alejandro was an independent director of Viscofan S.A., a listed group and the world leader in the manufacturing of casings for meat products, with commercial presence in over 100 countries around the world. He was independent director for Pescanova and Nueva Pescanova, a multinational fishing, farming and processing group from 2014 to 2017. Amongst the boards he has served on, Alejandro was executive chairman of the board of Nortegas Energia y Distribución S.A. from 2017 to 2019 and an independent director of Duro Felguera S.A. from 2018 to 2019. In 2022 was appointed member of the Board of Instituto Navarro de Inversiones, a regional promotion Bank in Spain. Alejandro became a member of the Board in November 2019.

Corporate Governance Report (continued)

Retired Board Members (2017-2021)

Luisa Deplazes de Andrade Delgado retired from the Board without seeking re-election at the 2021 AGM. Her biographical details are available in the 2021 Corporate Governance Report: <https://www.aryzta.com/wp-content/uploads/2021/10/Corporate-Governance-Report.pdf>

Armin Bieri resigned from the Board on 6 November 2020 for private reasons. His biographical details are available in the 2020 Corporate Governance Report: <https://www.aryzta.com/wp-content/uploads/2020/10/Corporate-Governance-Report.pdf>

Mike Andres retired from the Board without seeking re-election at the 2020 AGM. His biographical details are available in the 2020 Corporate Governance Report: <https://www.aryzta.com/wp-content/uploads/2020/10/Corporate-Governance-Report.pdf>

Greg Flack retired from the Board without seeking re-election at the 2020 AGM. His biographical details are available in the 2020 Corporate Governance Report: <https://www.aryzta.com/wp-content/uploads/2020/10/Corporate-Governance-Report.pdf>

Jim Leighton retired from the Board without seeking re-election at the 2020 AGM. His biographical details are available in the 2020 Corporate Governance Report: <https://www.aryzta.com/wp-content/uploads/2020/10/Corporate-Governance-Report.pdf>

Tim Lodge retired from the Board without seeking re-election at the 2020 AGM. His biographical details are available in the 2020 Corporate Governance Report: <https://www.aryzta.com/wp-content/uploads/2020/10/Corporate-Governance-Report.pdf>

Gary McGann retired from the Board without seeking re-election at the 2020 EGM. His biographical details are available in the 2020 Corporate Governance Report: <https://www.aryzta.com/wp-content/uploads/2020/10/Corporate-Governance-Report.pdf>

Dan Flinter retired from the Board without seeking re-election at the 2020 EGM. His biographical details are available in the 2020 Corporate Governance Report: <https://www.aryzta.com/wp-content/uploads/2020/10/Corporate-Governance-Report.pdf>

Annette Flynn retired from the Board without seeking re-election at the 2020 EGM. Her biographical details are available in the 2020 Corporate Governance Report: <https://www.aryzta.com/wp-content/uploads/2020/10/Corporate-Governance-Report.pdf>

Rolf Watter retired from the Board without seeking re-election at the 2020 EGM. His biographical details are available in the 2020 Corporate Governance Report: <https://www.aryzta.com/wp-content/uploads/2020/10/Corporate-Governance-Report.pdf>

Kevin Toland was not re-elected to the Board at the 2020 EGM. His biographical details are available in the 2020 Corporate Governance Report: <https://www.aryzta.com/wp-content/uploads/2020/10/Corporate-Governance-Report.pdf>

Andrew Morgan retired from the Board without seeking re-election at the 2019 AGM. His biographical details are available in the 2019 Corporate Governance Report: <https://www.aryzta.com/wp-content/uploads/2019/10/Corporate-Governance-Report.pdf>

Corporate Governance Report (continued)

Chuck Adair retired from the Board without seeking re-election at the 2018 AGM. His biographical details are available in the 2018 Corporate Governance Report: <https://www.aryzta.com/wp-content/uploads/2018/10/Corporate-Governance-Report.pdf>

Wolfgang Werlé retired from the Board without seeking re-election at the 2017 AGM. His biographical details are available in the 2017 Corporate Governance Report: <https://www.aryzta.com/wp-content/uploads/2017/10/Corporate-Governance-1.pdf>

Owen Killian retired from the Board in March 2017. His biographical details are available in the 2017 Corporate Governance Report: Report: <https://www.aryzta.com/wp-content/uploads/2016/10/Corporate-Governance-Report.pdf>

3.2 Other activities and functions

None of the non-executive members of the Board has fulfilled any operational management functions for companies of the ARYZTA Group in the three years immediately preceding the period. Related-party transactions with any members of the Board or Executive Management did not exceed €100,000 in aggregate during the years ended 30 July 2022 and 31 July 2021. The members of the Board are not active in managing or consulting functions with interest group, nor do they hold public or political office.

3.3 Number of activities permitted outside the Group

Pursuant to Article 25 of the Articles of Association, the members of the Board currently may hold no more than the following number of additional mandates in the supreme executive bodies of companies and organisations outside of the Company:

- up to four mandates in listed companies;
- up to five mandates in non-listed companies;
- up to four mandates in (i) charitable organisations, (ii) associations or foundations and (iii) other non-profit institutions.

For further details, refer to Article 25 of the Articles of Association, which is available on the ARYZTA website at www.aryzta.com/about-aryzta/corporate-governance.

3.4 Elections and terms of office

The General Meeting has the competence to appoint and remove the members of the Board. All directors are subject to individual annual election by the General Meeting for a one-year term until the next AGM.

3.5 Internal organizational structure

3.5.1 Allocation of tasks within the Board of Directors

The Board has adopted Organizational Regulations that define the essential roles and responsibilities of the Board, the Chair, the Committees of the Board and the Executive Management. By virtue of Swiss law, the office of Chair and the members of the Remuneration Committee are subject to annual individual election by the General Meeting for a one-year term until the next AGM. The Chair of the Remuneration Committee and membership of the Audit Committee, the Governance and Nomination Committee and the respective Chairs thereof, are determined annually by the Board, following the Annual General Meeting, in accordance with the Organizational Regulations, which are available on the ARYZTA website at www.aryzta.com/about-aryzta/corporate-governance.

Corporate Governance Report (continued)

3.5.2 Tasks and areas of responsibility for each Committee of the Board of Directors

ARYZTA has an Audit Committee, a Governance and Nomination Committee, a Remuneration Committee and an Adhoc Committee. The powers and responsibilities of each Committee are set out in their respective Terms of Reference, as approved by the Board and which are available on the ARYZTA website at www.aryzta.com/about-aryzta/corporate-governance.

These Board Committees were comprised as follows:

	Governance and Nomination Committee	Audit Committee	Remuneration Committee	Adhoc
Urs Jordi (Chair)				
Heiner Kamps			X	
Gordon Hardie	X ¹	X	X	
Jörg Riboni		X ¹		
Hélène Weber-Dubi	X	X	X ¹	X
Alejandro Legarda Zaragüeta	X			

X denotes that the Board Member is on the applicable Committee.

¹ Denotes the Board Member who chairs the applicable Committee.

² The Adhoc committee was formed May 2022

³ Urs Jordi is a member of the Adhoc committee in his role as Interim CEO

Audit Committee

The Audit Committee is comprised of three non-executive directors, namely Jörg Riboni (Chair), Gordon Hardie and Hélène Weber-Dubi. Each of these directors is considered by the Board to be independent in judgment and character. In the financial year ending on 30 July 2022, the Audit Committee met 6 times and the average duration of the meetings was approximately three hours.

The Audit Committee's role includes reviewing the Group consolidated financial statements and Company financial statements, the interim and full-year results and the significant financial reporting judgements contained therein. The Audit Committee reports its recommendations to the Board and any decision is made by the entire Board.

The Audit Committee also reviews the Group's internal controls, and the scope and effectiveness of the Group's Internal Audit function. The Head of Internal Audit has access to the Audit Committee at all times and he, as well as the Group CFO, attend meetings of the Audit Committee by invitation. The Head of Internal Audit meets regularly with the Chair of the Audit Committee for interim updates and he participated in all Audit Committee meetings during the 2022 financial period and has regular meetings with the Group CFO.

Corporate Governance Report (continued)

In the financial period 2022, the Audit Committee, operating under its Terms of Reference, discharged its responsibilities by reviewing:

- the draft Group consolidated financial statements, Company financial statements and interim results statement prior to Board approval and reviewing the external auditor's reports thereon;
- the appropriateness of the Group's accounting policies;
- the audit and non-audit fees payable to the external auditor;
- the external auditor's plan for the audit of the Group's accounts, which included key areas of extended scope work, key risks to the accounts, confirmations of the external auditor independence and the proposed audit fee, and approving the terms of engagement for the audit;
- the Group's financial controls and risk systems;
- the Internal Audit function's terms of reference, resources and work programme and reports on its work during the year;
- the arrangements by which, and the effectiveness of how, members of staff may, in confidence, raise matters of concern, including potential fraud; and
- the quality of underlying earnings reported by ARYZTA.

Remuneration Committee

The Remuneration Committee comprises of three non-executive Directors, namely Hélène Weber-Dubi (Chair), Gordon Hardie and Heiner Kamps. Each of these directors is considered by the Board to be independent in judgement and character. In the 2022 financial period, the Remuneration Committee met seven times and the average duration of the meetings was approximately two hours.

The Remuneration Committee is responsible for determining all elements of the remuneration of the members of the Board and the Group CEO, and for approving the remuneration of other members of the Executive Management, upon the recommendation of the Group CEO. The Remuneration Committee also reviews and makes recommendations to the Board on an annual basis regarding the proposed total remuneration of the Board and the Executive Management for future financial periods for approval at the Annual General Meeting of shareholders.

The Group's remuneration policy for executive and non-executive directors and details of directors' remuneration are contained in the Compensation Report on pages 53 to 71 of this Annual Report, in accordance with the Swiss Code of Obligations ('CO') and the SIX Directive on Information relating to Corporate Governance.

Governance and Nomination Committee

The Governance and Nomination Committee comprised three non-executive directors, Gordon Hardie (Chair), Hélène Weber-Dubi and Alejandro Legarda Zaragüeta. Each of these directors is considered by the Board to be independent in judgement and character. In the 2022 financial period, the Governance and Nomination Committee met four times and the average duration of the meetings was approximately two hours. The Board as a whole also discussed matters relating to the election of new directors to the Board.

Corporate Governance Report (continued)

The Governance and Nomination Committee is responsible for identifying and nominating, for approval by the Board and ultimately the shareholders, candidates to fill Board vacancies and for the continuous review of senior management succession plans. In addition, the Governance and Nomination Committee is responsible for regularly reviewing the structure, size and composition of the Board and making appropriate recommendations to the Board in order to ensure an adequate size and a well-balanced composition of the Board. The Governance and Nomination Committee is also responsible for making determinations regarding the independence of members of the Board.

The Governance and Nomination Committee is charged with monitoring the Company's compliance with corporate governance best practices and with applicable legal, regulatory and listing requirements and recommending to the Board such changes or actions as it deems necessary. The Chair of the Governance and Nomination Committee is responsible for reviewing the performance and effectiveness of the Chair in consultation with each member of the Board, and of the full Board. In the financial period 2022, the Governance and Nomination Committee worked collaboratively with the Remuneration Committee on matters which were of common interest and relevance.

Adhoc Chair

The Adhoc Chair is H el ene Weber-Dubi (Chair). The Board has delegated authority to the Adhoc Chair to prepare announcements to be made on behalf of the Company to comply with the Company's disclosure and other obligations under the EU Market Abuse Regime and certain Swiss securities laws, including the FMIA and the Listing Rules of the SIX Exchange. The Committee usually meets by teleconference ahead of every company release and the meetings generally last approximately 60 minutes in duration. Management attends these meetings to present the Chair and extended legal advice is taken as required.

Corporate Governance Report (continued)

3.5.3 Work methods of the Board and its Committees

A total of 9 Board meetings and update calls were held during the 2022 financial period. These included meetings held in person and by conference and video call. Board and Committee meetings were attended by members of the Executive Management team on the invitation of the Board. External subject matter experts were invited to attend Board and Committee meetings when appropriate. Furthermore, both the external auditor and the Head of ARYZTA Internal Audit participated in the Audit Committee meetings. The average duration of the Board meetings held in person was approximately six hours. At the Board meetings, the Chairs of the Committees reported to the Board on their activities and recommendations to the Board. Details of the remit of the Committees are set out in section 3.5.2. The attendance rates for the Board and Committee meetings held during the 2022 financial period are set out below:

Board of Directors¹

	Eligible to attend	Attended
Urs Jordi (Chair)	9	9
Heiner Kamps	8	8
Jörg Riboni	9	9
Gordon Hardie	9	9
Hélène Weber-Dubi	9	9
Alejandro Legarda Zaragüeta	9	9
Luisa Delgado	1	1

1. There were 9 Board meetings

Audit Committee²

	Eligible to attend	Attended
Jörg Riboni (Chair)	6	6
Gordon Hardie	6	6
Hélène Weber-Dubi	6	6
Luisa Delgado	2	2

2. There were 6 Audit Committee meetings

Governance and Nomination Committee³

	Eligible to attend	Attended
Gordon Hardie (Chair)	4	4
Hélène Weber-Dubi	4	4
Alejandro Legarda Zaragüeta	4	4
Luisa Delgado	1	1

3. There were 4 Governance and Nomination Committee meetings

Remuneration Committee⁴

	Eligible to attend	Attended
Hélène Weber-Dubi (Chair)	7	7
Heiner Kamps	7	7
Gordon Hardie	7	6

4. There were 7 Remuneration Committee meetings

Corporate Governance Report (continued)

3.6 Definition of areas of responsibility

The Board is the ultimate governing body of ARYZTA AG. It has the power and competencies afforded by Swiss law (art. 716a of the CO) including in particular:

- 1) to approve the strategic objectives, annual budget and capital allocations;
- 2) to appoint and remove executive management; and
- 3) to act as the ultimate supervisory authority.

The following matters fall within the exclusive competency of the Board of Directors:

- To ultimately direct the Company and issue necessary directives;
- To determine the organisation of the Company;
- To organise the accounting, the internal control system, the financial control and the financial planning system, as well as perform a risk assessment;
- To appoint and remove the persons entrusted with the management and the representation of the Company and to grant signatory power;
- To ultimately supervise the persons entrusted with the management, in particular with respect to compliance with the law and with the Articles of Association, regulations and directives;
- To prepare the business report, as well as to convene the General Meeting and to implement its resolutions;
- To inform the judge in the event of over-indebtedness;
- To pass resolutions regarding the subsequent payment of capital with respect to non-fully paid-up shares;
- To pass resolutions confirming increases in share capital and the amendments to the Articles of Association entailed thereby;
- To examine compliance with the legal requirements regarding the appointment, election and the professional qualifications of the external auditors; and
- To execute the agreements pursuant to art. 12, 36 and 70 of Swiss merger law.

The Board has delegated responsibility for the day-to-day management of the Group, through the Group CEO, to Executive Management, to the extent allowed by Swiss law.

3.7 Information and control instruments pertaining to Group Executive Management

The Executive Management reports in a structured manner to the Board through the Group CEO and Group CFO. In particular, at each Board meeting, the Group CEO informs the Board of the status of current business operations, significant developments and major business transactions and the Group CFO reports on financial performance across the Group and on key financial figures and parameters. In addition, other executives within the Group deliver presentations directly to the Board as and when appropriate.

As detailed in the Group Risk Statement, on pages 74 to 75, the Group has formal risk assessment processes in place through which risks are identified that could prevent the Group from achieving its strategic objectives and associated mitigating controls are evaluated. The Board of Directors is ultimately responsible for risk management with the Audit Committee taking ownership for monitoring the risk assessment process. Group Risk work with business unit, regional and Executive Management to identify and assess the risks faced by the Group and determine appropriate risk mitigation strategies and controls for each. The Group Risk Statement details the principal risks and uncertainties faced by the Group.

Corporate Governance Report (continued)


The Board approves the formal Risk Assessment, as well as the design, implementation and maintenance of the Internal Control System on an annual basis. The Internal Control System risk control matrices details the required controls across a range of defined financial, operational and IT processes to minimize and/or mitigate risk in each of these areas. The risk control matrices are updated annually or as material business/process changes necessitate. All business units and Group functions are required to maintain completed risk control matrices and associated documentation to evidence controls operating effectively. Internal Control System and associated documentation are subject to review by both Internal and External Audit with results presented to the Audit Committee.

The ARYZTA Internal Audit function reports directly to the Audit Committee and to the Group CFO. Internal Audit may audit all Group activities and meets with the Group CEO and also with the other members of the Executive Management team at least twice annually. Internal Audit discusses audit plans with the Audit Committee on at least an annual basis, but may discuss them more frequently should circumstances require. The external auditors Ernst & Young AG, Zurich (the external auditors of the ARYZTA Group consolidated financial statements and the company financial statements of ARYZTA AG), conduct their audits in compliance with the auditing standards referenced in their respective opinions. Ernst & Young AG were appointed as external auditors by the shareholders of the Company at the 2019 AGM.

Corporate Governance Report (continued)

4.1 Group Executive Management

From 1 August 2021, Executive Management comprised as follows: Urs Jordi (Chair and Interim Group CEO); Martin Huber (Group CFO); and Rhona Shakespeare (General Counsel and Company Secretary).




Urs Jordi (1965, Swiss)

Interim Group Chief Executive Officer

Business economist, NKS (Aarau, Baden)

Urs Jordi has more than 25 years of experience in various national and international food companies at management and board level. He held various management positions within the Hiestand and ARYZTA Group, most recently as CEO of the listed Hiestand Holding AG (from 2008 within ARYZTA AG), and from 2010 to 2013 as CEO ARYZTA Food Europe & Asia Pacific. Since 2014, Urs Jordi has been involved in various own investments. For this purpose, he serves on the boards of Schweizer Zucker AG and Unipektin Ingredients AG. Urs Jordi is a trained baker and confectioner. Urs became a member and Chair of the Board in September 2020.



Martin Huber (1970, Swiss)

Group Chief Financial Officer

Lic. Oec HSG in Business Administration, Finance and Accounting from University of St. Gallen

Martin Huber joins ARYZTA with a wealth of finance and controlling expertise and a strong track record in driving value creation in both turnaround and growth business situations. Martin is a highly experienced multinational executive having lived and worked in Switzerland, Germany, Venezuela, Colombia, Mexico, and Brazil. Over the last 20 years at Nestlé, he has held senior finance and controlling positions as market CFO, Head of Group Control at Nestlé S.A. and since 2018, as the CFO for the globally managed business of Nespresso.



Rhona Shakespeare (nee O'Brien) (1974, Irish)

General Counsel and Company Secretary

Solicitor, Law Society of Ireland; Law (LLB Hons), Trinity College Dublin;

Masters (LLM Hons) in Commercial Law from University College Dublin; Diploma in Notarial Law & Practice (Dip. Not.) (F.N.P.I.), Faculty of Notaries Public in Ireland

Rhona has served as a senior legal and regulatory advisor with over 20 years of legal and governance experience. Rhona joined ARYZTA on 11 September 2018 from DCC Vital Ltd (part of the DCC plc business) where she held the role of Senior Counsel, Legal & Compliance. Prior to joining DCC Vital, Rhona was Senior Director of Legal and Risk Management at Parexel International (IRL) Limited. Rhona was General Counsel and a member of the Executive Senior Management Team from 2013 to 2016 and Director of Regulation, Public Policy, Compliance and Equivalence from 2014 to 2016 at eir (formerly eircom). Rhona trained with Arthur Cox and is a qualified solicitor admitted in Ireland by the Law Society of Ireland and in England and Wales by the Law Society of England and Wales.

Corporate Governance Report (continued)

4.1.2. Former Executive Management (2017-2021)

Biographical details of previous Executive Management are available in the 2020 Corporate Governance Report: <https://www.aryzta.com/wp-content/uploads/2020/10/Corporate-Governance-Report.pdf>

4.2 Other activities and functions

Except for the above-mentioned assignments, members of Group Executive Management are currently not involved in other management or supervisory bodies. They are not active in managing or consulting functions with interest groups, nor do they hold public or political office. No member of the Group Executive Management holds management contracts for any company outside the ARYZTA Group.

4.3 Number of activities permitted outside the Group

Pursuant to Article 25 of the Articles of Association, the members of the Executive Management, subject to the approval by the Chair of the Board, may currently hold no more than the following number of additional mandates in the supreme executive bodies of companies and organisations outside of the Company:

- one in listed companies;
- up to two mandates in non-listed companies;
- up to four mandates upon instruction of the Company in companies that are not directly or indirectly controlled by the Company (such as in pension funds and joint-ventures); and
- up to four mandates in (i) charitable organisations, (ii) associations or foundations and (iii) other non-profit institutions.

For further details, refer to Article 25 of the Articles of Association, which is available on the ARYZTA website at www.aryzta.com/about-aryzta/corporate-governance.

4.4 Management contracts

There are no management contracts with third parties at ARYZTA Group.

5 Compensation, shareholdings and loans

Please refer to the Compensation Report on pages 53 to 71 for disclosures pertaining to compensation, as well as the content and method of determining the compensation and share-ownership programmes. Also, see Articles 20 and 23 of the Articles of Association (available on the ARYZTA website <http://www.aryzta.com/about-aryzta/corporate-governance>), which govern the responsibilities of the Remuneration Committee and Group Remuneration principles and the approval of remuneration by the General Meeting.

Non-executive Directors' and Executive Management's share interests

As at 30 July 2022 and 31 July 2021, the Directors and Company Secretary had no interests, other than those shown below, in the ordinary shares in, or loan stock of, the Company or other Group undertakings.

Corporate Governance Report (continued)

Shares in ARYZTA at CHF 0.02 each	No. of ordinary shares 2022	No. of restricted shares (issued FY 2022) 2022	No. of restricted shares (issued FY 2021) 2022	No. of restricted shares (issued FY 2020) 2022	Total 2022	Total 2021
Directors						
Urs Jordi ¹	266,500	123,660	159,526	-	549,686	266,526
Gordon Hardie ²	-	45,942	51,364	-	97,306	51,364
Heiner Kamps ³	59,146,873	36,753	47,413	-	59,231,039	15,740,120
Jörg Riboni ²	1,430,000	70,138	55,809	-	1,555,947	805,809
Hélène Weber-Dubi ²	-	45,942	59,267	-	105,209	59,267
Alejandro Legarda Zaragüeta ⁴	132,000	36,753	47,413	38,281	254,447	217,694
Former Directors						
Luisa Delgado ⁵	-	-	72,700	38,281	110,981	110,981
Executive management						
Martin Huber	201,100	-	-	-	201,100	-
Rhona Shakespeare	-	-	-	-	-	-
Total	61,176,473	359,188	493,492	76,562	62,105,715	17,251,761

1 U. Jordi became a member and Chair of the Board on 16 September 2020 and was appointed by the ARYZTA Board as Interim CEO on 19 November 2020.

2 G. Hardie, J. Riboni and H. Weber-Dubi were elected to the Board effective 15 December 2020 ('2020 AGM').

3 H. Kamps was elected to the Board on 16 September 2020. The holdings of shares disclosed includes the total holding of a shareholder group that Heiner Kamps is a member of.

4 A. Legarda Zaragüeta was elected to the Board effective 14 November 2019 ('2019 AGM').

5 L. Delgado became a member of the Board on 14 November 2019 ('2019 AGM') and was appointed Lead Independent Director in November 2020. In September 2021, she informed the Board of her decision not to stand for re-election at the 2021 AGM.

No loans or advances were made by the ARYZTA Group to members of the Board or to the Executive Management during the financial year, or were outstanding at 30 July 2022 (2021: Nil). Further details regarding the benefits under the ARYZTA LTIP are set out in the Compensation Report on pages 53 to 71 of this Annual Report.

6 Shareholders' participation

6.1 Voting rights

Each ARYZTA share registered as a share conferring a voting right entitles the holder to one vote at a General Meeting. Only holders who are registered as shareholders with voting rights are entitled to exercise voting rights or the rights associated with them. The consent of the Company is required for registration in the share register as a shareholder with voting rights and such consent may be declined in the circumstances specified in Article 7 c), d) and e) of the Articles of Association (available on the ARYZTA website www.aryzta.com/about-aryzta/corporate-governance) as described in more detail in section 2.6.3 above.

Under Article 7 f) of the Articles of Association, the Company may approve exceptions to these restrictions in exceptional cases.

Corporate Governance Report (continued)

Proxies are entitled to attend General Meetings and exercise all rights of the represented shareholders at such meetings. Provisions regarding the appointment of proxies and the issuing of instructions to the independent proxy are contained in Article 13 of the Articles of Association (available on the ARYZTA website <https://www.aryzta.com/about-aryzta/corporate-governance/>).

6.2 Statutory quorums

Pursuant to Article 14 of the Articles of Association (available on the Aryzta website <https://www.aryzta.com/about-aryzta/corporate-governance/>) General Meetings adopt resolutions and elections by an absolute majority of the votes represented unless otherwise provided for in the Articles of Association or applicable law.

Pursuant to Article 15 of the Articles of Association, <https://www.aryzta.com/about-aryzta/corporate-governance/>, resolutions at the General Meeting calling for a quorum of at least two-thirds of the votes represented are required for:

- The cases listed in art. 704 para. 1 CO and in art. 18 and 64 Merger Act;
- The easement or abolition of the restriction of the transferability of registered shares;
- The conversion of bearer shares into registered shares; and
- Any change to the provisions of Article 15 of the Articles of Association.

6.3 Convocation of General Meeting of the shareholders

General Meetings are convened by the Board and, if need be, by the Auditors. In addition, the Board must convene a General Meeting within two months if shareholders who jointly represent at least 10% of the share capital of the Company request in writing that a meeting be called and give details of the items to be discussed and the motions. Notice of the General Meeting is given by publication in the Swiss Official Gazette of Commerce and on the Group's homepage (www.aryzta.com) at least 20 days before the date of the meeting. The notice must state, inter alia, the day, time and place of the Meeting and the agenda.

6.4 Agenda

The Board compiles the agenda for the General Meetings. One or more registered shareholders with voting rights who jointly represent at least 3% of the share capital of the Company registered in the Commercial Register may request items to be included in the agenda. Such requests must be in writing, specifying the items and the proposals, and be submitted to the Chair at least 45 days before the date of the General Meeting.

6.5 Entry in the share register

The relevant date to determine the shareholders' right to participate in the General Meeting, on the basis of the registrations appearing in the share register, is set by the Board in the invitation to the General Meeting.

Corporate Governance Report (continued)

7 Change of control and defence measures

7.1 Obligation to make an offer

ARYZTA does not have a provision on opting out or opting up in its Articles of Association. Thus, the provisions regarding the legally prescribed threshold of 33 1/3% of the voting rights for making a public takeover offer set out in Article 135 of the FMIA are applicable.

7.2 Change of control clauses

Benefits under the ARYZTA LTIP vest upon a change of control unless the Board resolves otherwise. If the time at which a change of control has occurred cannot be ascertained precisely, the Board shall determine the time at which the change of control shall be deemed to have occurred. Otherwise, the agreements and plans benefiting the members of the Board or of the Executive Management team are unaffected by a change of control. Further details regarding the benefits under the ARYZTA LTIP are set out in the Compensation Report on pages 53 to 71 of this Annual Report.

8 Auditors

8.1 Duration of the mandate and term of office of the lead auditor

Following the conclusion of a formal tender process in 2019 overseen by the Audit Committee, and on recommendation by the Board, Ernst & Young AG, Zurich, was elected by shareholders at the 2019 AGM as the external statutory auditor and Group auditor for the 2020 financial year and has since been re-elected. Olivier Mange was appointed lead auditor during the period 2022, replacing Martin Gröli who had been the lead auditor since the 2020 financial period. The lead auditor is required to rotate every seven years in accordance with Swiss law.

8.2 Audit fees

The total audit and audit-related fees charged by the Group auditors in financial period 2022 amounted to €2.3m (2021: €2.6m).

8.3 Additional fees

The Group's policy is to manage its relationship with the external auditor to ensure their independence is maintained. In order to achieve this, the Board has determined limits on the type and scale of non-audit work that can be provided by the external auditor.

Contracts with the external auditor for other non-audit work are deemed to be pre-approved by the Audit Committee, up to an aggregate limit of 75% of the audit fee on average over a three year period. This is subject to the requirement that all contracts for specific pieces of non-audit work with fees exceeding €250,000 be awarded on the basis of competitive tendering. Where the awarding of a contract for non-audit work to the external auditor is to be made that is likely to increase total fees for non-audit work above this aggregate limit, the Group CFO consults the Chair of the Audit Committee in advance of such a contract being awarded. Fees for additional services rendered by the external auditors to the ARYZTA Group in financial period 2022 totalled €0.1m (2021: €0.2m).

Corporate Governance Report (continued)

Auditor's remuneration	FY 2022 €m	FY 2021 €m
– Auditor's remuneration for audit and audit-related services	2.3	2.6
– Auditor's remuneration for tax compliance and related services	0.1	0.2
– Auditor's remuneration for tax consulting services	-	-
– Auditor's remuneration for advisory services	-	-
	2.4	2.8
– Total other fees / Audit and audit-related services	4%	9%
– Tax consulting or advisory services / Audit and audit-related services	0%	0%

8.4 Information pertaining to the external audit

Ernst & Young AG ("EY") has presented to the Audit Committee a detailed report on the results of the 2022 Group consolidated and Company financial statement audits, the findings on significant financial accounting and reporting issues, as well as the findings on the Group's internal control system ('ICS'). In the financial period 2022, both EY AG and the Group Head of Internal Audit participated in all regularly scheduled Audit Committee meetings. The Group CFO attended and participated in all Audit Committee meetings during their respective appointments. Other members of the Group Executive Management attended the meetings as invited. During the period, the Audit Committee and the Chair of the Audit Committee met with EY AG without management present and vice versa. On an annual basis, the Board reviews the selection of the external auditors, in order to propose their appointment to the Annual General Meeting of ARYZTA. The Audit Committee assesses the effectiveness of the work of the auditors in accordance with Swiss law. The lead auditor rotates every seven years in accordance with Swiss law. During meetings of the Audit Committee, audit and non-audit-related fees to be charged by EY AG during the period, are reviewed to mitigate the risk of any potential impairment to EY AG's independence. EY AG monitors its independence throughout the period and confirms its independence to the Audit Committee annually.

9 Investor Communications Policy

Guiding principles

ARYZTA is committed to pursuing an open and consistent communication policy with shareholders, potential investors and other interested parties. ARYZTA gives equal treatment to all its shareholders. Any price-sensitive information is published in a timely fashion and the information is provided in a format that is as complete, simple, transparent and consistent as possible. All announcements, reports and webcasts are available on the ARYZTA website: <https://www.aryzta.com/investor-centre/announcements-and-presentations/>. An automatic alerting service is also provided through the website.

ARYZTA's Investor Relations programme for institutional investors is carried out in line with the quarterly announcement cycle. These investor communications focus either on recently announced financial results, recent corporate activity or the longer-term strategy of the Group. They do not serve the purpose of disclosing new information that might encourage an investment decision. During open periods, ARYZTA holds ad hoc dialogue with individual shareholders and the Chair meets with major investors as requested.

Corporate Governance Report (continued)

Investor relations contact details

Paul Meade

Head of Communications

ARYZTA AG

Ifangstrasse 9

8952 Schlieren

Switzerland

Tel: +41 (0) 44 583 42 00

Fax: +41 (0) 44 583 42 49

E-mail: info@aryzta.com

Quarterly announcement cycle

Announcement	News Release	Report	Conference Call	Webcast
First-quarter revenue update	x			
Half-Year results	x	x	x	x
Third-quarter revenue update	x			
Full-year results	x	x	x	x
Annual Report	x	x		

Key dates to September 2023

First-quarter revenue update	29 November 2022
Annual General Meeting 2022	30 November 2022
Announcement of half-year results 2023	6 March 2023
Third-quarter trading update	29 May 2023
Full-year results & 2023 Annual Report	29 September 2023

10 Trading Quiet periods

Dealing in securities of ARYZTA AG by insiders is regulated by the laws of Switzerland, including in particular the provisions of the FMIA and The Listing Rules of the SIX Stock Exchange. In line with best practice, ARYZTA prohibits dealings in Securities of the Company by Company directors, senior executives and their related persons, as well as any other insider within the Company, connected during periods when they may be in possession of non-public, price sensitive information.

For the upcoming fiscal year, trading quiet period dates are:

- The period from 31 October 2022 up to the release of ARYZTA's Q1 2023 Revenue Update or 30 calendar days prior to the release of the Q1 Revenue Update (if greater).
- The period from 31 January 2023 up to the release of ARYZTA's 2023 Half Year Results for that financial year or 30 calendar days prior to the release of the Half Year Results (if greater).
- The period from 30 April 2023 up to the release of ARYZTA's Q3 Revenue Update or 30 calendar days prior to the release of the Q3 Trading Update (if greater).
- The period from 30 July 2023 up to the release of ARYZTA's 2023 Annual Results or 30 calendar days prior to the release of the FY 2023 Annual Results (if greater).

Annual Report and Accounts 2022

Compensation Report

Letter from the Chair of the Remuneration Committee

Dear Shareholder,

On behalf of the Board of Directors (the 'Board') and the Remuneration Committee (the 'RemCo'), I am pleased to introduce ARYZTA's Compensation Report for the financial period 2022 ('FY 2022'), which was characterized by significant business progress despite the external economic challenges. To enhance transparency and readability, the Compensation Report 2022 was significantly reshaped.

During FY 2022, the RemCo keenly absorbed last year's feedback in our compensation practices. In direct response, no retention or discretionary payments were made, and we will refrain from making any such payments in the future. Additionally, we significantly increased transparency and strategic alignment of our short-term incentive plan ('STIP'). This includes the disclosure of our CEO's individual measures and a discontinuation of regional measures in line with the make-up of the Executive Committee ('ExCo'). Thus, all ExCo members are compensated based on group measures incl. Group Total Revenue which was newly introduced to foster consistency and incentivize close collaboration.

To further align with shareholders' expectations and market practice, our long-term incentive plan ('LTIP') was refined. Most notably, while still retaining an important incentive component, the maximum opportunity level was reduced from 200% to 150%. This also includes a rebalancing of the weighting of the LTIP measures as greater emphasis has been given to shareholder friendly EBITA and ROIC denoting the importance of business performance and the depth of the turnaround situation, while still keeping the relative Total Shareholder Return measure. It is noted that the LTIP award granted in FY 2022, and the total compensation stays within the maximum compensation previously approved by shareholders.

At the upcoming AGM, we will ask you to approve, as last year, prospectively in a binding vote the maximum compensation of the Board of Directors for the period from this AGM until the next 2023 AGM, and the maximum aggregate compensation for the newly constituted ExCo for FY 2024. Furthermore, you will have the opportunity to register your opinion on this Compensation Report in a consultative vote.

Looking ahead, we will continue refining our compensation framework in order to ensure alignment with the company strategy, market practice and evolving developments such as sustainability. To further ensure a uniform performance assessment among the ExCo, as of FY 2023, it is intended to introduce carefully conceived individual STIP measures for all ExCo members.

On behalf of ARYZTA and the RemCo, I would like to thank you for your support and valuable feedback.

Chair of the Remuneration Committee



Hélène Weber-Dubi,
30 September 2022

Compensation Report (continued)

Introduction to Compensation

ARYZTA's Compensation Report for FY 2022 has been prepared in accordance with Swiss laws and regulations, including the Ordinance against Excessive Compensation of Listed Stock Companies and the Directive on Information relating to Corporate Governance, issued by SIX Swiss Exchange. The report also takes into account the recommendations set out in the Swiss Code of Best Practice for Corporate Governance of economiesuisse.

Compensation Governance

The compensation governance at ARYZTA is mainly comprised of three key bodies: The RemCo which advises the Board in compensation-related matters; the Board which ultimately decides on compensation-related matters; and the shareholders of ARYZTA at the AGM who approve the maximum aggregate amount of remuneration of the Board for the period until the next AGM and the Executive Management for the subsequent financial year. The Organizational Regulations, the Terms of Reference of the RemCo and the Articles of Association describe and define the roles and responsibilities of these three bodies. The Articles of Association contain the following relevant provisions on compensation:

- Compensation principles for the compensation of the Board and the Executive Management (Art. 21 and 22)
- Approval of compensation by the AGM (Art. 23)
- Supplementary amounts available for members joining the Executive Management or being promoted within the Executive Management to CEO after the relevant approval of compensation by the AGM (Art. 23 lit.e)
- Retirement benefits and pensions (Art. 24)
- Duration and Termination of Employment Contracts (Art. 26)

The Articles of Association can be found on our website: <https://www.aryzta.com/wp-content/uploads/2019/11/AoA-English.pdf>

Compensation Report (continued)

The general division of duties, responsibilities, and powers between the three key bodies of compensation governance (RemCo, Board and AGM) is shown in the table below.

	CEO	RemCo	Board	AGM
Compensation strategy and guidelines		P	A	
Compensation principles (Articles of Association)		P	A (subject to AGM approval)	A (binding vote, in case of changes)
Key terms of compensation plans for Board and Executive Management		P	A	
Total compensation for the Board		P	A (subject to AGM approval)	A (binding vote)
Total compensation for the Executive Management		P	A (subject to AGM approval)	A (binding vote)
Individual total compensation for the CEO		P	A	
Individual total compensation for other members of the Executive Management	P	R	A	
Employment and termination agreements for the CEO		P	A	
Employment and termination agreements for other members of the Executive Management	P	R	A	
Compensation Report		P	A	A (consultative vote)

A: Approve, P: Propose, R: Review

Role of the Shareholders regarding the AGM

The AGM approves the maximum aggregate amount of compensation of the Board for the period from AGM until the next AGM and the maximum aggregate amount of compensation for the Executive Management for the subsequent financial period (Art. 23 lit. a of the Articles of Association). Shareholders will be asked at the 2022 AGM, to be held on 30 November 2022, to approve the maximum aggregate amount of compensation of:

- The Board for the period from AGM until the next AGM (i.e. the period until the 2023 AGM); and
- The Executive Management for the following financial period (i.e. the financial period ending 31 July 2024).

In addition, as in prior periods, the Board will submit this Compensation Report to a separate advisory vote for the shareholders at the 2022 AGM in line with the Swiss Code of Best Practice for Corporate Governance.

At the 2021 AGM, the Board submitted three separate compensation-related resolutions.

1. The maximum aggregate amount of compensation for the members of the Board for the period from the 2021 AGM until the 2022 AGM (binding vote): CHF 1,300,000.
2. The maximum aggregate amount of compensation for the Executive Management for the FY 2023 (binding vote): CHF 10,000,000.
3. The compensation report for FY 2021.

Compensation Report (continued)

The first two resolutions were binding votes and were approved by shareholders; the third was a non-binding advisory vote and was not approved by shareholders. The result of this advisory vote was keenly noted by the Board in order to absorb the feedback from our shareholders into our ongoing compensation practices. In direct response to this feedback we have not paid any retention payments for FY 2022 and refrain from making any such payments in the future; we have ceased the use of any discretionary bonus payments thus ensuring STIP payments are solely based on performance criteria for FY 2022; and additionally, we provide more transparency on the measures for our STIP pay outs than in prior years.

In addition and without further approval by shareholders, ARYZTA is authorised to use, as needed, supplementary amounts of 40% of the approved maximum aggregate amount (in full and not pro rata) of the compensation for the Executive Management for the relevant financial periods for members joining the Executive Management and/or being promoted from a member of the Executive Management to CEO after the AGM has approved the relevant maximum aggregate amount (Art. 23 lit. e of the Articles of Association).

Role of the Remuneration Committee

The RemCo has the duties of supervision and governance of ARYZTA's compensation framework and philosophy as well as the purpose to assist the Board in fulfilling its responsibilities regarding the compensation of the members of the Board and the Executive Management of ARYZTA.

The RemCo consists of three to four independent non-executive members of the Board who are elected annually and individually by the AGM pursuant to Swiss law for a one-year period until the next AGM. The RemCo Chair is appointed by the Board (Art. 20a of the Articles of Association).

Post the AGM 2020, the RemCo consisted of three members: H el ene Weber-Dubi, Heiner Kamps and Gordon Hardie, with H el ene Weber-Dubi approved by the Board as Chair of RemCo. Please refer to the Corporate Governance Report section for further details on RemCo composition, duties, and election.

As in prior periods, in FY 2022 the RemCo acted within the limits of the relevant shareholder approvals, being responsible for (Art. 20 lit b. of the Articles of Association):

- Considering and determining all elements of the compensation of the members of the Board and the CEO.
- Approving the compensation of other members of the Executive Management, upon the recommendation of the CEO.
- Reviewing and recommending to the Board on an annual basis a proposal regarding the total compensation amount of the Board and the Executive Management for approval at the AGM.
- Preparing and recommending to the Board the Compensation Report for approval at the AGM in a non-binding vote.

Compensation Report (continued)

The RemCo reviews the level and structure of the compensation for the Executive Management on an annual basis to ensure that executives are remunerated in line with the level of their authority and responsibility within the Group and so as to ensure ARYZTA's capacity to recruit and retain a high calibre of professional managers (for details with regards to the conducted compensation benchmarking in FY 2022, see page 68).

After each RemCo meeting, the RemCo Chair reports to the Board at the following Board meeting, ensuring that the Board members are kept informed in a timely and appropriate manner of all material matters within the RemCo's area of responsibility. In addition, all RemCo papers (e.g. agenda, minutes, presentations, etc.) are available to all members of the Board. When the RemCo considers it appropriate to do so, it may directly ask members of the Executive Management or members of the Human Resources department to attend meetings as a guest. The RemCo regularly holds private sessions (i.e. without the presence of members of the Executive Management, members of the Human Resource department or third parties). Executives and the Chair of the Board do not participate during the sections of the meetings where their own performance and/or compensation are discussed. The RemCo is authorised to obtain appropriate external advice and to invite those persons to attend at meetings of the RemCo. In such cases, and where applicable, the Board has availed of the services of HCM International to provide such advice.

The RemCo Chair convenes meetings of the RemCo as often as the business affairs of ARYZTA requires. During FY 2022, the RemCo held seven meetings with an average duration of two hours each.

The agenda items covered by the RemCo during the seven meetings of FY 2022 are described in the table below.

Agenda item		Sep 2021	Dec 2021	Jan 2022	Mar 2022	May 2022	June 2022	Aug 2022
General Framework	Committee Terms of Reference	•						
	Annual Work Plan	•						
Executive Management compensation	Management Compensation Packages				•			•
	Maximum aggregate compensation amount FY 2023						•	
	STIP							
	– Review of STIP FY 2023 design						•	•
	– Performance achievement FY 2021	•						
	– Target setting for STIP FY 2023						•	•
	LTIP							
	– Design LTIP grant FY 2022	•	•	•				
	– Target setting LTIP FY 2022		•	•				
	– Review of LTIP Regulations		•	•				
Board compensation	Benchmarking				•			
	Maximum aggregate compensation amount from 2021 AGM until the 2022 AGM	•						
Reporting & Communication	Compensation for Lead Independent Director					•		
	– Compensation Report FY 2021	•						
	– Review FY 2021			•	•			
	– Compensation Report FY 2022				•	•	•	•

Compensation Report (continued)

Compensation Principles

ARYZTA's compensation framework and principles are designed to attract and retain top talent, to underpin the implementation and support of the Group's strategic plans and to provide a balance between motivating and challenging the members of the Executive Management to deliver ARYZTA's near-term business priorities together with achieving sustainable, long-term success (Art. 21lit. a of the Articles of Association). Furthermore, ARYZTA's compensation framework aims to be aligned with shareholders' interest and driving the creation of shareholder value. The RemCo gives careful and detailed consideration to the Board and Executive Management compensation. As one reference point, the RemCo regards market data on compensation to assess its competitiveness in the market environment.

Compensation objectives and principles



The company aims to retain and incentivize top talent to support delivery of the strategic plan



A balance between a motivation and challenging environment is established to achieve near-term business objectives and drive long-term success



Compensation outcomes shall be aligned with shareholder interests to reward management for creating shareholder value



Equal opportunities are provided in recruitment, selection, promotion, employee development, succession planning, training and compensation

Compensation Report (continued)

Compensation Framework for the Board of Directors

Compensation Approach for the Board of Directors

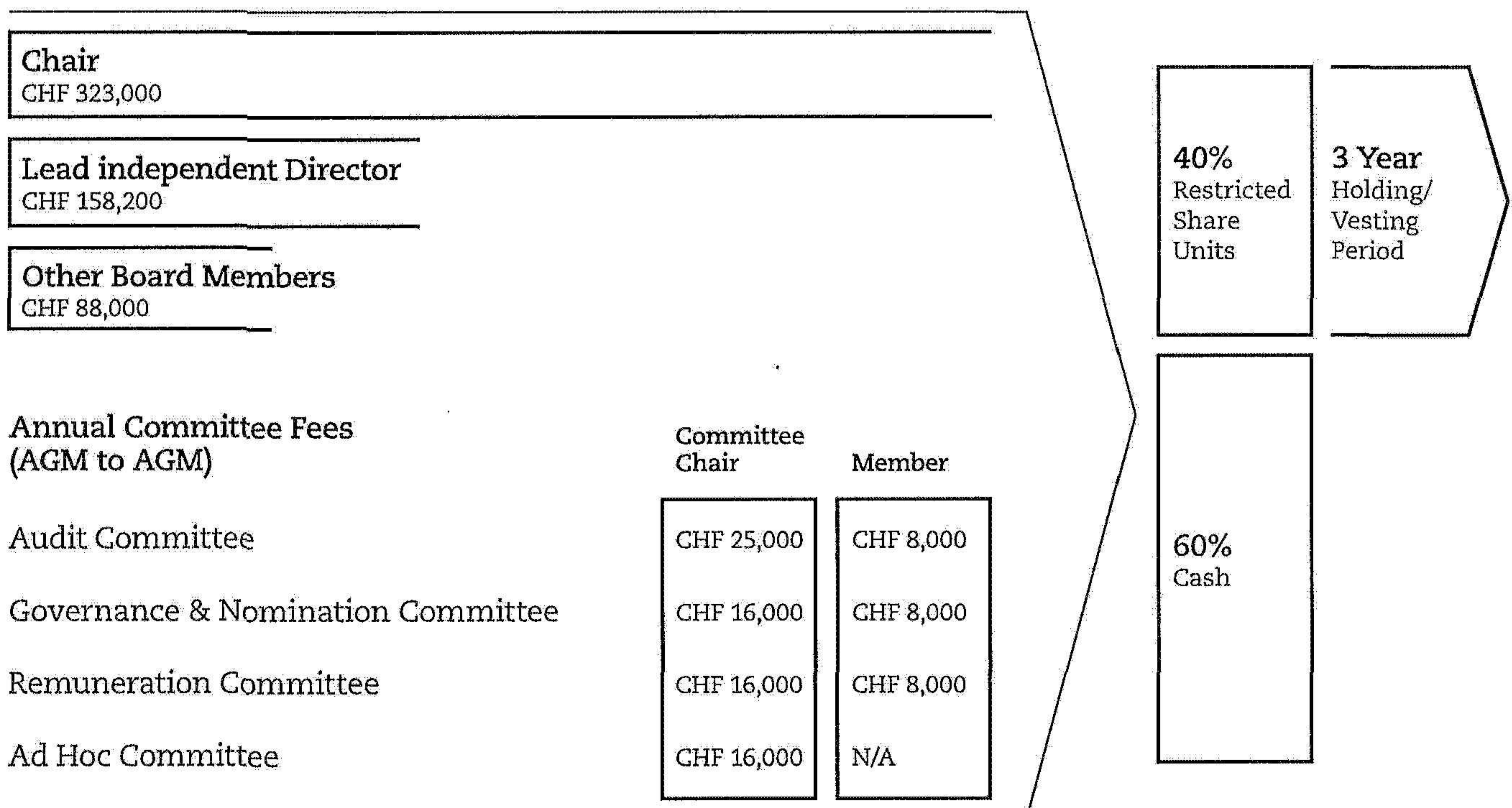
The total compensation of the Board consists of an annual base fee and an additional fee for individual assignments to Committees of the Board (Art. 21 lit. c of the Articles of Association).

In order to assure the independence of the members of the Board in executing their supervisory duties, the total compensation of the Board is fixed and does not include any performance-related, variable compensation component.

For FY 2022, non-executive Board members were paid a fixed annual base fee, reflecting the time commitment and responsibilities of the role, and additional compensation for non-executive directors for service on a Board Committees was paid (see image below).

The compensation structure and fee levels for the members of the Board remained unchanged compared to the previous term, however due to the dual role of the Chairman and in line with good corporate governance, the role of the Lead Independent Director entailed a supplementary workload in FY 2022 which led to an upwards review of the additional fee. This appointment was made in line with the Swiss Code of Best Corporate Governance practices and the Board prescribed specific powers and responsibilities to the LID as set out on our website in the ARYZTA Organizational Regulations. In addition we introduced an Ad Hoc Committee Chair role to allow for Board governance on certain initiatives associated with our turnaround.

Annual base fee for board membership for non-executive Directors



2023031612674

Compensation Report (continued)

The individual sum of the fixed annual base fee and, where applicable, the fixed annual committee fee per member are compensated 60% in cash and 40% in the form of restricted shares, entitling the recipient to receive ARYZTA shares upon expiration of the three-year holding period. This equity component further strengthens the long-term focus of the Board in performing its duties as well as the alignment of the Board's interests with those of ARYZTA's shareholders.

The compensation of the Board is subject to regular social security contributions. On the cash component, ARYZTA pays the employer contribution of social security, on the share component, ARYZTA pays both contributions. The Company made pension contributions for certain Swiss-based non-executive directors in line with its obligations under the Federal Law on Occupational Old Age, Survivors' and Disability Pension Plans (BVG / Berufliche Vorsorge). No additional compensation components such as lump-sum expenses or attendance fees are awarded to the members of the Board.

Compensation Report (continued)

Compensation Awarded to the Board of Directors (audited)

The following table reflects the total compensation of the Board for FY 2022 including information of the prior financial period. The total compensation of the Board for FY 2022 amounted to CHF 1,116,000 which is within the maximum amount approved at the AGM 2021 of CHF 1,300,000.

in CHF'000	Board	Independent Director	Audit Committee	Governance and Nomination Committee	RemCo	Ad Hoc Committee	Settled in cash	Settled in shares ¹	Total compensation FY 2022	Total compensation FY 2021
Current Board members										
Urs Jordi ²	Chair						194	129	323	283
Gordon Hardie ⁴	•		•	Chair	•		67	48	115	65
Heiner Kamps	•			•	•		58	38	96	90
Jörg Riboni ⁴	•	•	Chair				89	73	162	71
Hélène Weber-Dubi ⁴	•		•		Chair	Chair	75	48	123	75
Alejandro Legarda Zaragüeta ⁵	•			•			58	38	96	100
Former Board members										
Luisa Delgado ³							44	-	44	130
Gary McGann ⁶							-	-	-	41
Mike Andres ⁷							-	-	-	43
Greg Flack ⁷							-	-	-	43
Dan Flinter ⁶							-	-	-	14
Annette Flynn ⁶							-	-	-	14
Jim Leighton ⁷							-	-	-	41
Tim Lodge ⁷							-	-	-	44
Rolf Watter ⁶							-	-	-	14
Armin Bieri ⁸							-	-	-	16
Total							585	374	959	1,084
Social security payments									88	104
Pension contribution									69	-
Total including social security									1,116	1,188

1 Equity is awarded once a year at 40% of the total annual compensation with the number of shares based on the average closing price of the ARYZTA shares on the SIX over the five trading days immediately preceding the award date. The balance of the compensation for the financial year is settled in cash.

2 U. Jordi became a member and Chair of the ARYZTA Board on 16 September 2020 and was appointed by the ARYZTA Board as interim CEO on 19 November 2020.

3 L. Delgado became a member of the Board on 14 November 2019 (2019 AGM) and was appointed Lead Independent Director in November 2020. She stepped down from the Board at the ARYZTA AGM 2021 on 17 November 2021.

4 G. Hardie, J. Riboni and H. Weber-Dubi were elected to the Board effective 15 December 2020 (2020 AGM).

5 A. Legarda Zaragüeta was elected to the Board effective 14 November 2019 (2019 AGM).

6 G. McGann, D. Flinter, A. Flynn and R. Watter retired from the Board with effect from the conclusion of the EGM on 16 September 2020.

7 M. Andres, G. Flack, J. Leighton and T. Lodge retired without seeking re-election at the ARYZTA 2020 AGM on 15 December 2020.

8 A. Bieri stepped down from the Board 6 November 2020.

Compensation Report (continued)

The following table shows the shareholdings of the Board as of 30 July 2022 including information of the prior financial period. This table includes registered shares purchased privately as well as fully vested shares allocated in connection with compensation.

Furthermore, unvested RSUs and restricted shares are included. In total, the members of the Board held 61,904,615 shares or 6.2% of the share capital (FY 2021: 17,251,761 shares or 1.7% of the share capital).

Beneficial interests at 30 July 2022 and 31 July 2021 were as follows:

Shares in ARYZTA at CHF 0.02 each	No. of ordinary shares	No. of restricted shares (issued FY 2022)	No. of restricted shares (issued FY 2021)	No. of restricted shares (issued FY 2020)	Total	Total
	2022	2022	2022	2022	2022	2021
Directors						
Urs Jordi	266,500	123,660	159,526	-	549,686	266,526
Gordon Hardie	-	45,942	51,364	-	97,306	51,364
Heiner Kamps ¹	59,146,873	36,753	47,413	-	59,231,039	15,740,120
Jörg Riboni	1,430,000	70,138	55,809	-	1,555,947	805,809
Hélène Weber-Dubi	-	45,942	59,267	-	105,209	59,267
Alejandro Legarda Zaragüeta	132,000	36,753	47,413	38,281	254,447	217,694
Former Directors						
Luisa Delgado	-	-	72,700	38,281	110,981	110,981
Total	60,975,373	359,188	493,492	76,562	61,904,615	17,251,761

¹ Includes total holding of a shareholder group of which Heiner Kamps is a member

Compensation Framework for the Executive Management

General compensation approach for the Executive Management

The compensation of the Executive Management consists of fixed and variable components. The fixed compensation consists of an annual base salary, additional fixed compensation in the form of pension and other benefits. The variable compensation includes short-term and long-term incentive plans. These variable elements are dependent on the achievement of performance which includes the financial performance of the Group, performance relative to the market, and, in some cases, individual performance (Art. 21 lit. d and 22 lit. a of the Articles of Association). It should be noted that in the 'Outlook' section later in this report (see Page 71) we outline the intention to introduce qualitative individual measures for all members of the Executive Management in the future. The overview of the compensation elements of the Executive Management is summarised in the following table:

Compensation Report (continued)

	Base salary	Pension and other benefits	Short-term incentive plan (STIP)	Long-term incentive plan (LTIP)
Basis	Fixed	Fixed	Variable	Variable
Purpose	Attraction, retention, reward for scope and complexity of the function as well as level of responsibility	Participation in pension plans, insurance and health care plans in line with local market practice	Motivation, reward for achieving annual business objectives	Retention, alignment with shareholders, reward for delivering long-term performance
Performance period	-	-	One year	Three years
Performance measures	-	-	Group and (if relevant) regional measures, qualitative individual measures (except CEO and CFO)	Three equally weighted financial measures (Underlying EBITA ¹ , ROIC, relative TSR)
Payout range	-	-	0 to 150% of individual target award	0% to 150% of number of granted PSUs
Payment	Cash	Contributions to pension and insurance plans, other in-kind benefits	Cash	Shares

¹ As disclosed in financial statements.

Amendments to Measures and Pay Out Range

It should be noted that ARYZTA made some amendments to both the LTIP measures and the pay-out range.

EBITA has replaced EBITDA as a measure within our LTIP as it was decided to be a more relevant KPI for the Executive Management to assess returns in an environment where ARYZTA has considerable depreciation associated with its fixed assets.

Additionally, the maximum pay out under ARYZTA's LTIP has reduced from 200% to 150%. This aligns with a benchmarking exercise undertaken by ARYZTA and, while retaining an important incentive component for the Executive Management, is more aligned with shareholder interests.

These changes supplement continued alignment with shareholders' expectations as demonstrated by the fact that one of the LTIP performance measures includes relative TSR to reflect Aryzta's shareholder value created next to a relevant group of peers.

Annual base salary

The annual base salary is the main fixed compensation component paid to the members of the Executive Management. Typically, it is paid in cash in twelve equal monthly instalments unless local laws require otherwise. The annual base salary is contractually agreed in local currency. The level of base salary is determined considering the scope and complexity of the function, level of responsibility, and other relevant factors deemed appropriate. Furthermore, the compensation for the role in the location where ARYZTA competes for talent is considered. Fixed base salaries of the Executive Management

Compensation Report (continued)

members are reviewed every year based on the above mentioned factors and adjustments are made according to market developments.

Pension and other benefits

ARYZTA may establish one or more independent pension fund(s) for occupational pension benefits or may join such funds. Contributions to such pension funds on the part of the employer, but not contributions which are paid out by such pension funds, are deemed part of the compensation. Retirement benefits accumulated or paid directly by the employer based on country-specific regulations on occupational pension benefits are treated the same way as contributions to and benefits by pension funds (Art. 24 lit. a of the Articles of Association). Members of the Executive Management participate in the pension plans, which consist primarily of retirement, insurance and health care plans designed to provide an adequate level of protection for employees and their dependents in the event of retirement, sickness, disability or death. The plans vary according to legal conditions, but at least meet the legal requirements of the countries concerned. The members of the Executive Management are also granted certain benefits and benefits in-kind in accordance with competitive market practice, e.g. a car allowance.

Short-term incentive plan (STIP)

The short-term incentive plan ('STIP') is a variable compensation element designed to reward eligible participants for delivering strong short-term performance and contribution to ARYZTA's annual business objectives, whilst limiting the Group's exposure to downside risk in the case of financial underperformance, over a time horizon of one year. The STIP for the Executive Management drives alignment across the Group by a shared philosophy with common core measures; measures which cascade into our business where Senior Management are also, therefore, measured by common KPIs.

In FY 2022 the STIP consisted of financial performance measures on Group level, as well as, in the case of the CEO, qualitative individual performance measures (as shown in the table below).

	CEO	Other Executive Management Members
Measures		
Group Total Revenue	10%	10%
Group EBITA	50%	60%
Group Operating Free Cash Flow	20%	30%
Qualitative Individual Targets ¹	20%	
Total	100%	100%

¹ As of FY 2023, it is intended to introduce qualitative individual targets for all members of the Executive Management

The Board or the RemCo determines performance metrics and target levels, and their achievement (Art. 22b of the Articles of Association). At the beginning of the financial period, STIP targets are set for each financial performance measure in a calibration process in accordance with the overall business plan and a robust budget of the respective year. Minimum and maximum performance achievement levels are defined considering, amongst other elements, the previous year's performance level. A rigorous approach is conducted in order to define the individual objectives for the CEO for whom the individual objectives are specific, and taking into account his scope of influence and responsibilities as well as focusing on value-addition to the business. The STIP targets represent commercially sensitive information and are therefore not disclosed.

Compensation Report (continued)

The individual target level for the STIP is expressed as a percentage of the annual base salary. Depending on achieved performance, this element of compensation may amount up to a pre-determined multiplier of target level.

For the STIP FY 2022, the individual STIP targets vary between 50% and 100% of the base salary for members of the Executive Management.

For the financial performance measures, overachievement is driven by their respective performance. For the qualitative individual performance measure, the Remuneration Committee rigorously and comprehensively assess performance achievement. Qualitative performance measures included elements associated with key country turnaround plans, talent & succession management and Group funding initiatives.

For each performance measure, a minimum threshold performance, below which there is no payout, as well as a maximum performance, at which payout is capped at 150% of target, applies. In case of termination of employment during the performance period, the STIP payout may be reduced or forfeited depending on country-specific forfeiture rules and subject to applicable law.

	Actual performance FY 2022 v Target	STIP Achievement factor in %	CEO Achievement factor in %
Group Total Revenue	106%	130%	130%
Group EBITA	98%	90%	90%
Group Operating Free Cash Flow	112%	150%	150%
Qualitative Individual targets ¹	120%		120%
Total Pay Out (accounting for KPI weights)		112%	112%

¹ As of FY 2023, it is intended to introduce qualitative individual targets for all members of the Executive Management

During FY 2022, payments under the STIP were made to incumbent members of Executive Management according to the level of achievement of the defined short-term targets (Group Revenue, EBITA & Operating Free Cash Flow and Qualitative Individual Targets). Performance levels were achieved at different levels and resulted in an overall pay out range of 112% for the Executive Management.

Long-term incentive plan (LTIP)

ARYZTA's long-term incentive plan ('LTIP') has historically been designed to reward eligible participants for delivering long-term performance.

The purpose of the equity-based LTIP is to provide the participants with performance-driven future rewards for the accomplishment of the Group's long-term financial and strategic goals. The LTIP is intended to retain and motivate and to promote behaviour towards enhancing the value of ARYZTA for the benefit of its shareholders.

ARYZTA's LTIP is granted in the form of Performance Share Units ('PSUs'), which represent an unsecured contingent right to receive ARYZTA shares at the end of the three-year performance period, subject to the achievement of certain pre-defined performance targets and subject to continuous employment.

Compensation Report (continued)

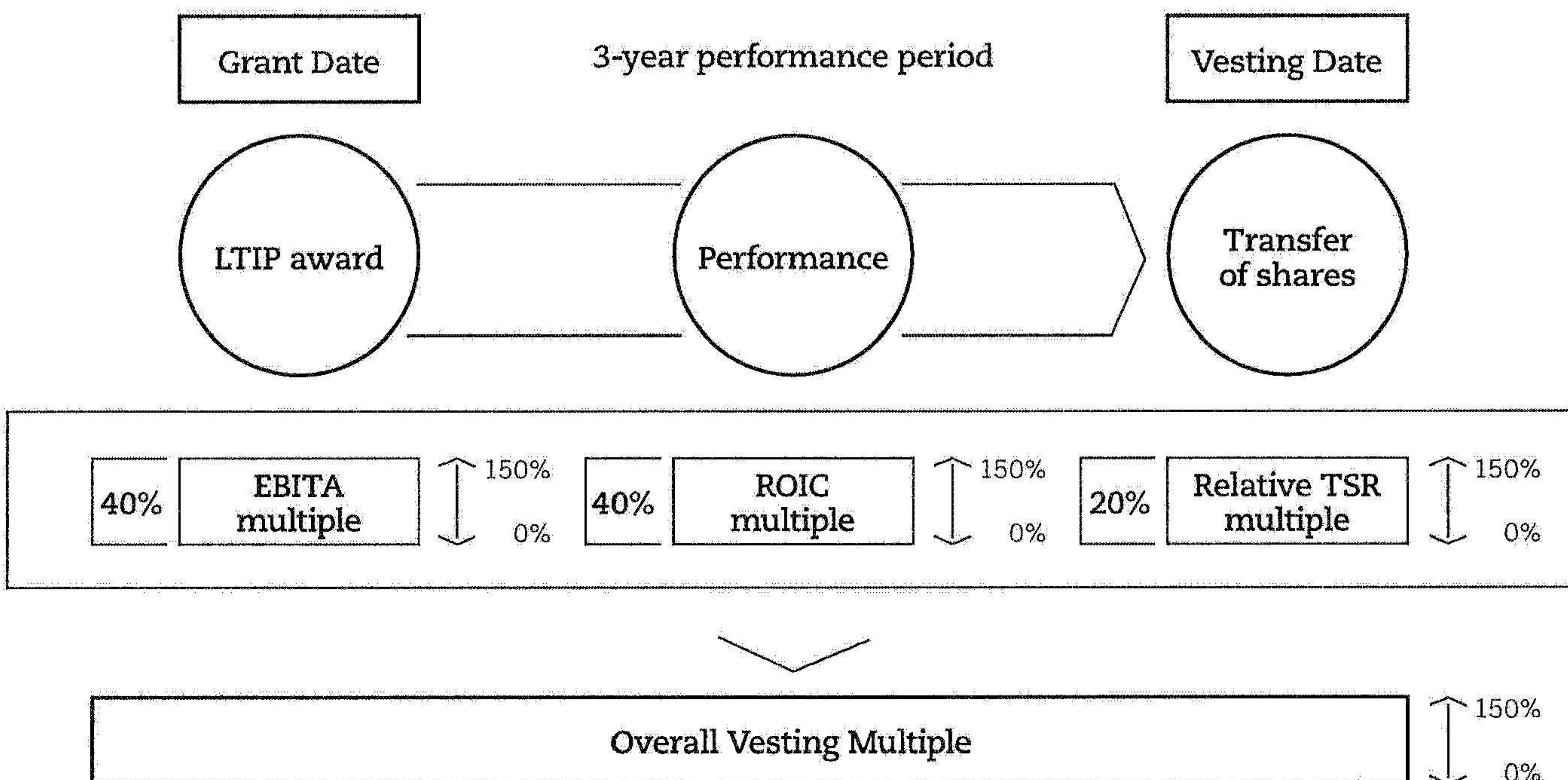
The number of granted PSUs depends on the individual LTIP grant, which were determined by the Board each year and the fair value of one PSU at the grant date. The individual target grant levels under the LTIP are expressed as a percentage of the annual base salary (Art. 22 lit. c of the Articles of Association) and cannot exceed the equivalent of 125% of participants' base salaries in any year.

As mentioned in FY 2021 we are now able to confirm that, in light of the challenges facing the business, the depth of the turnaround required and the significant level of change at a leadership level, the RemCo did not grant a LTIP in respect of FY 2021.

In FY 2022 the RemCo granted a LTIP to members of Executive Management, including the CEO, at an individual target grant level amounting to 66% of base salary.

The vesting of granted PSUs solely depends on the achievement of financial performance measures and is subject to continued service (see image below).

It is worth noting that the target grant level expressed as a % of base salary, and the maximum vesting range (of 1.5x) are both reductions on ARYZTA's most recent awarded LTIP. The Awards fall well within the maximum compensation previously approved by shareholders for FY 2022. More details can be found in the Compensation Booklet prepared for the AGM.



Compensation Report (continued)

The underlying EBITA (as disclosed in the financial statements) improvement measure provides a focus on profitability. It is weighted at 40% and is calculated as actual versus target % improvement in underlying EBITA.

The Return on Invested Capital (ROIC) measure provides a focus on capital efficiency. It is weighted at 40% and is calculated as the actual versus target % improvement in ROIC.

The relative TSR measure adds a stock market perspective to ARYZTA's LTIP and is designed to reward management for outperformance as well as to create alignment with shareholder experience. It is weighted at 20% and calculated as the percentage point difference over the three-year performance period between ARYZTA's TSR and the TSR of the iSTOXX® Europe Total Market Food Producers Capped 30-15 index.

It is to be noted that the weighting for the LTIP measures have been rebalanced. Greater weighting has been given to the shareholder friendly measures of EBITA & ROIC denoting the importance of business performance measures and the depth of the turnaround.

The TSR is the total shareholders' return, considering the variations of the share price and dividends distributed over the performance period, assuming the reinvestment of any dividends paid during the performance period into ARYZTA shares.

The iSTOXX® Europe Total Market Food Producers Capped 30-15 Index includes 55 stocks (as of September 27, 2022) and is a capped version of the STOXX Europe Total Market Food Producers Index. Members of this peer group include, amongst others, Nestle, Danone, Kerry Group, Lindt & Spruengli, Barry Callebaut, Emmi & Orior.

STOXX is the service provider and administrator of the index, therefore responsible for quality standards and legal compliance of the index as well as maintenance in terms of rebalancing and handling of corporate events of index constituents.

The index is rebalanced on a quarterly basis, whereas the largest component is capped at 30% and the second largest at 15%. The threshold for a payout of the rTSR measure is at – 20 percentage points, while the cap for a 1.50 vesting multiple is at + 10 percentage points. The payout curve provides for stretching and, at the same time, sets statistically reasonable performance corridors, and therewith supports symmetrical performance and payout situations below and above the target. In doing so, potential excessive risk-taking around the kink of payout curves is avoided.

In the case of termination of employment or a change in control regarding ARYZTA before the end of the three-year performance period, modified vesting rules apply (Art. 22 lit. e of the Articles of Association).

In the case of death or disability, the number of unvested PSUs will be adjusted pro-rata and will vest immediately with an overall vesting multiple of 1.00. In the case of retirement or termination of employment by ARYZTA without cause, the number of unvested PSUs will be adjusted pro-rata and will vest at the ordinary vesting date according to the effective overall vesting multiple. Furthermore, in case of engagement in a competitive activity without prior consent of the Board, all unvested PSUs will lapse without any compensation. In all other cases (e.g. termination for cause), then effective on the date notice of termination is provided by either party, all unvested PSUs will lapse without any compensation.

Compensation Report (continued)

In the event of change of control, the number of unvested PSUs will also be adjusted pro-rata.

Additionally, a clawback clause, in the event of a serious breach of ARYZTA's Articles of Association, Organizational Regulations, any applicable policies, procedures or guidelines, gives the Board the right to recoup all or part of the vested shares or forfeit all or part of any unvested PSUs.

In FY 2020 the Board awarded a LTIP to Executive Management. The table below defines the vesting criteria associated with this award. The performance period associated with the first two measures, namely EBITDA and ROIC, was the 3 consecutive Financial Years ending on 31 July 2022.

In this period the targets were not met and consequently there will be no award associated with these measures.

The performance period associated with the third measure, relative TSR, was defined as grant date until vesting date. This vesting date has not yet been reached and therefore any potential award cannot yet be defined.

LTIP grant FY 2020	Minimum threshold (0.0 vesting multiple)	Target (1.0 vesting multiple)	Maximum (2.0 vesting multiple)
Three-year average Underlying EBITDA ¹	78.5% of target	100% target as set by the Board	121.5% of target
Three-year average ROIC	76.3% of target	100% target as set by the Board	136.8% of target
Three-year relative TSR	-20 p.p. of index	0 p.p.	+20 p.p. of index

1. As disclosed in financial statements.

Peer group and benchmarking

As previously mentioned, the RemCo reviews the compensation of the Executive Management and Senior Management annually with the support of the global organizational consulting firm Korn Ferry Hay Group as part of a peer compensation benchmarking analysis. The benchmarking serves as an additional external reference point to ARYZTA in order to remain competitive in its compensation arrangements.

The selection criteria for the peer group included comparability to ARYZTA with regards to business model, size (in terms of headcount, revenue, and market capitalization), respective roles and responsibilities, and relevant geographic presence. The composition of the peer group for benchmarking is reviewed on a periodical basis, every two to three years.

Compensation Report (continued)

Compensation awarded to the Executive Management (audited)

The following table summarises the total compensation for the current and former members of the Executive Management during the FY 2021 and FY 2022. The total compensation for the Executive Management amounted to CHF 4,641,000 which is within the maximum amount approved at the AGM 2020 of CHF 18,000,000.

In the case of termination of employment or a change in control regarding ARYZTA before the end of the three-year performance period, modified vesting rules apply (Art. 22 lit. e of the Articles of Association).

in CHF'000	Total Executive Management incl. highest paid FY 2022 ²	Highest paid Executive Management member, Urs Jordi ² FY 2022	Total Executive Management incl. highest paid FY 2021 ^{1,2}	Highest paid Executive Management member, Kevin Toland ² FY 2021
Basic salaries ¹	1,563	750	4,418	738
Benefits in kind	61	-	379	34
Pension contributions	316	126	672	148
STIP (payout for respective FY) ¹	1,627	840	2,937	-
Long-term incentives (LTIP) ^{5,6}	1,074	510	-	-
Exceptional retention payments ³	-	-	391	-
Ex-gratia payments	-	-	4,062	1,767
North America disposal related bonus ⁴	-	-	1,385	-
Total compensation awarded to members of ARYZTA Executive Management	4,641	2,226	14,244	2,687

1 In FY21 Urs Jordi received a Base Salary in the amount of CHF468,000 for his role as Interim CEO. Additionally he received a discretionary bonus payment in the amount of CHF702,000.

2 On 19 November 2020 the Board appointed Urs Jordi as interim CEO and Kevin Toland ceased his role as CEO.

3 Given the significant changes at senior management and Board level during the financial year and the particular challenges facing ARYZTA during FY21 including the approach from Elliott Advisors UK, and the disposal of ARYZTA North America and Brazil, retention payments were made on an exceptional one off basis to ensure continuity and stability within the business. The Board does not envisage making similar payments again.

4 On 4 May 2021, ARYZTA completed the disposal of its ARYZTA North American business. Tyson Yu remained as part of the disposed business and ceased his role with ARYZTA AG. As recognition of his pivotal role in the transaction, Tyson Yu was awarded a bonus.

5 The number of PSUs is calculated by dividing the LTIP award amount by the allocation value per PSU. The allocation value at time of grant was CHF 1.04.

6 Represents the target value of the FY22 LTIP awarded. The value may change depending on the achievement of operating performance measures at vesting. All awards were unvested as of 30 July 2022.

The employment contracts of the Executive Management are in compliance with the Swiss Ordinance Against Excessive Compensation in Listed Stock Companies and other applicable laws and regulations (Art. 26 lit. a and 26 b of the Articles of Association).

Shareholding Guidelines

As of FY 2020, Shareholding Guidelines for members of the Executive Management had been introduced to further strengthen the long-term focus and to additionally increase the alignment of the Executive Management's interests with those of ARYZTA's shareholders. The Shareholding Guidelines applied to the Executive Management starting from FY 2020. Each member of the Executive Management had been expected to build up an ownership of shares of ARYZTA worth the equivalent of 150% of their annual base salary or 300% in the case of the CEO.

Compensation Report (continued)

As we refine our Remuneration Strategy and LTIP scheme we will revisit these Shareholding Guidelines ensuring the concept of Executive Management being aligned with shareholder interests and retaining a long-term focus.

Shareholdings of the Executive Management

The following table shows the shareholdings and interests in equity of the Executive Management as of 30 July 2022 and 31 July 2021. The number of shares held corresponds to the amount of directly or beneficially held ordinary registered shares of ARYZTA. The number of interests in equity held corresponds to the amount of PSUs granted through former LTIP awards and, in the case of the Interim CEO, through his dual role as Chairman. PSUs are disclosed at target. The vested number of PSUs will depend on performance achievement levels at vesting. In total, the members of the Executive Management held 467,500 shares or 0.05% of the share capital (FY 2021: 283,000 shares or 0.03% of the share capital. FY 2021 amount includes former executive management).

	No. of shares Closing position FY 2022	No. of PSUs Closing position FY 2022	No. of shares Closing position FY 2021	No. of RSUs Closing position FY 2021	No. of PSUs Closing position FY 2021
Urs Jordi	266,500	760,248	107,000	159,526	-
Martin Huber	201,000	318,042	-	-	-
Rhona Shakespeare	-	502,047	-	-	291,916
Total executive management	467,500	1,580,337	107,000	159,526	291,916

Further Information

Previous and Discontinued Compensation Plans

Option equivalent plan

Vesting of the awards under the Option Equivalent Plan issued during FY 2012 was conditional on compound annual growth in underlying diluted EPS (including the associated cost of any awards expected to vest) in three consecutive accounting periods exceeding the compound growth in the Euro-zone Core Consumer Price Index, plus 5%, on an annualized basis. The awards were also subject to additional conditions, including:

- (a) the requirement to remain in service throughout the performance period;
- (b) the requirement that ARYZTA's reported ROIC over the expected performance period is not less than 120% of its weighted average cost of capital; and
- (c) the requirement that annual dividends to shareholders are at least 15% of underlying EPS during the performance period.

The vested Option Equivalent Plan awards still outstanding as of 30 July 2022 can be exercised no longer than ten years after grant date.

	No. of options carried forward FY 2022	Expired during the year	No. of options Closing position FY 2022	No. of options of which vesting criteria have been fulfilled ¹
Owen Killian	2,116,177	(2,116,177)	-	-
Patrick McEniff	1,692,941	(1,692,941)	-	-
Pat Morrissey	470,261	(470,261)	-	-
Dermot Murphy	235,131	(141,079)	94,052	94,052
Total former executive management	4,514,510	(4,420,458)	94,052	94,052

¹ The weighted average exercise price of all Option Equivalent Plan awards that remain outstanding and for which the vesting conditions have been met is CHF 9.93.

Compensation Report (continued)

Loans Granted to the Board of Directors or the Executive Management

No loans or advances were made by the ARYZTA Group to members of the Board or of the Executive Management during FY 2022 or were outstanding at 30 July 2022 (2021: Nil).

As advised in the Corporate Governance section of the FY 2022 Annual Report, as of 1 August 2021 the Executive Management was comprised of Urs Jordi (Interim CEO), Martin Huber (CFO) and Rhona Shakespeare (General Counsel and Company Secretary).

During FY 2022 no payments were made to former members of the Executive Management or of the Board or to related parties, nor were any loans or credits made or outstanding.

Outlook

As we enter FY 2023 the Remuneration Committee continues to rigorously assess the applicability of the various compensation elements for the Group's Management, in line with market practice and shareholder's interests.

Conforming to our turnaround situation and as already stated, we have altered the award level (from 100% to 66% of base salary) and maximum pay out (from 200% to 150%) of the LTIP.

To ensure a uniform performance evaluation and further incentivise close collaboration across regional units, for FY 2023 it is foreseen that qualitative individual targets will be introduced within the short-term incentive plan for all members of the Executive Management. Such measures will be carefully aligned with the continuing performance expectations of ARYZTA and our shareholders.

Report of the statutory auditor to the General Meeting of ARYZTA AG on the compensation report 2022

We have audited the compensation report of ARYZTA AG for the period ended 30 July 2022. The audit was limited to the information according to articles 14–16 of the Ordinance against Excessive Compensation in Stock Exchange Listed Companies (Ordinance) contained in the tables labeled “audited” on pages 61 and 69 of the compensation report.



Board of Directors' responsibility

The Board of Directors is responsible for the preparation and overall fair presentation of the compensation report in accordance with Swiss law and the Ordinance. The Board of Directors is also responsible for designing the compensation system and defining individual compensation packages.




Auditor's responsibility

Our responsibility is to express an opinion on the compensation report. We conducted our audit in accordance with Swiss Auditing Standards. Those standards require that we comply with ethical requirements and plan and perform the audit to obtain reasonable assurance about whether the compensation report complies with Swiss law and articles 14–16 of the Ordinance.

An audit involves performing procedures to obtain audit evidence on the disclosures made in the compensation report with regard to compensation, loans and credits in accordance with articles 14–16 of the Ordinance. The procedures selected depend on the auditor's judgment, including the assessment of the risks of material misstatements in the compensation report, whether due to fraud or error. This audit also includes evaluating the reasonableness of the methods applied to value components of compensation, as well as assessing the overall presentation of the compensation report.

We believe that the audit evidence we have obtained is sufficient and appropriate to provide a basis for our opinion.



Opinion

In our opinion, the compensation report for the period ended 30 July 2022 of ARYZTA AG complies with Swiss law and articles 14–16 of the Ordinance.



Ernst & Young Ltd

Olivier Mange
Licensed audit expert
Auditor in charge

Jennifer Mathias
Certified public accountant

Zurich, 30 September 2022

2023031612681



Excellence
in Innovation
Pastries

Group Risk Statement

Principal Risks and Uncertainties

The Board of Directors and Senior Management continue to invest significant time and resources in identifying specific risks across the Group, and in developing a culture of balanced risk mitigation. The Group has a formal risk assessment process in place through which risks are identified that could prevent the Group from achieving its strategic objectives and associated mitigating controls are evaluated. The Board of Directors is ultimately responsible for risk management with the Audit Committee taking ownership for monitoring the risk assessment process.

All levels of management across the Group are engaged in the identification and assessment of significant ongoing and emerging risks facing their business. The outputs of these risk assessment processes are subject to various levels of review by Internal Audit and Executive Management, who layer in strategic risks. Risks are consolidated into a Group Risk Map, denoting the potential frequency and severity of identified risks, which is reviewed and challenged by the Board of Directors on at least an annual basis.

The Group has considered geo-political and macro-economic events, including inflationary and supply chain impacts, and the potential impact of future COVID-19 variants / waves in the assessment of our principal risks and uncertainties. Risks identified, and associated mitigating controls, are also subject to audit as part of various operational, financial, food safety / quality and health and safety audit programmes.

Inflation and Supply Chain

Inflation across all input costs; labour, raw materials, logistics and particularly energy, continue their upward trend, with prices and availability of these key inputs remaining very volatile. ARYZTA's existing contracts are largely covered and new tenders are being priced at spot prices. ARYZTA has a well-established, professional procurement team overseeing all of its key inputs. The governance around tender and pricing processes has been reviewed and adapted, taking into consideration the change in market volatility and the increased risk profile of our supply chain. This has resulted in the implementation of additional price increases and temporary surcharge applications. The combination of experience in the management of previous raw material inflation spikes and the Group's professional procurement de-risking strategy, together with recovery of raw material cost price inflation through pricing, should support the Group's efforts to manage the current severe spike in inflation across all input costs. ARYZTA continues to proactively manage supply chain risk through targeting dual supply for all key materials & services and, continued interaction with key suppliers and maintaining adequate safety stock levels.

COVID-19 ongoing challenges

Execution of ARYZTA's business continuity and crisis response plans enabled the Group to respond rapidly to the challenges presented by the pandemic. Our primary focus areas were protecting our people and supporting our customers, whilst providing the highest quality and product safety standards across all bakeries, in full compliance with reinforced COVID-19 protocols.

Strong organic growth, as restrictions eased across many markets, has been supported by proactive planning and efficient & effective execution. We continue to monitor the COVID-19 situation closely and responding to the effects of COVID-19 has become part of ARYZTA's daily operations. Uncertainty remains regarding COVID-19 variants and the potential impact of future waves on our people, operations and customers.

Group Risk Statement

Principal Risks and Uncertainties (continued)

The key risks facing the Group include the following:¹

- Commercial risks arising from loss of major customer or contract and/or non-recovery of raw material cost inflation through pricing, adversely impacting profitability.
- Supply chain disruption risks due to ongoing geo-political and macro-economic events impacting availability of key inputs, including labour, raw materials, logistics and energy.
- Risks to ongoing operations arising from a significant failure in critical systems or infrastructure, or security system failure, including a cyber-attack, impacting the ability of the Group to service customers' demands.
- People risks arising from loss of key management personnel and/or scarcity of bakery skills impacting operational performance.
- Ongoing COVID-19 related challenges, including changing shape of the market and consumer habits.
- Operational risks facing the Group include food safety & quality and health & safety.
- Environmental, social and governance (ESG) risks, arising from the nature of the Group's activities, which are subject to changing societal expectations and an evolving regulatory framework.
- The loss of a significant manufacturing / operational site through natural catastrophe or act of vandalism.

¹ These risks are not listed in order of importance.

Excellence
in Innovation
Savoury



Annual Report and Accounts 2022

Group Consolidated and Company Financial Statements 2022

Page	Group Consolidated Financial Statements, presented in euro and prepared in accordance with IFRS and the requirements of Swiss law
78	Statement of Directors' Responsibilities
79	Group Consolidated Income Statement
80	Group Consolidated Statement of Comprehensive Income
81	Group Consolidated Balance Sheet
83	Group Consolidated Statement of Changes in Equity
85	Group Consolidated Cash Flow Statement
87	Notes to the Group Consolidated Financial Statements
	Company Financial Statements, presented in Swiss francs and prepared in accordance with the requirements of Swiss law
162	Company Income Statement
163	Company Balance Sheet
165	Notes to the Company Financial Statements

Statement of Directors' Responsibilities for the period ended 30 July 2022

Swiss company law requires the directors to prepare Group consolidated and Company financial statements for each financial period. The directors are required to prepare the Group consolidated financial statements in accordance with International Financial Reporting Standards ('IFRS') and the requirements of Swiss law and to prepare the Company financial statements in accordance with Swiss law and the Company's Articles of Association.

This responsibility includes designing, implementing and maintaining an internal control system relevant to the preparation and fair presentation of the Group consolidated and Company financial statements that are free from material misstatement, whether due to fraud or error.

In preparing each of the Group consolidated and Company financial statements, the directors are required to:


- select suitable accounting policies and then apply them consistently;
- make judgements and estimates that are reasonable and prudent; and
- prepare the financial statements on a going concern basis, unless it is inappropriate to presume that the Group and the Company will continue in business.

The directors are responsible for keeping proper books of account that present, with reasonable accuracy at any time, the financial position of the Group and Company and enable them to ensure that its financial statements comply with IFRS, the requirements of Swiss law and the Company's Articles of Association.


They are also responsible for taking such steps as are reasonably available to them to safeguard the assets of the Group and to prevent and detect fraud and other irregularities.

The directors are responsible for the maintenance and integrity of the corporate and financial information included on the Group's website.

On behalf of the Board



Urs Jordi
Chair, Board of Directors



Jörg Riboni
Chair, Audit Committee,
Member of the Board of Directors

30 September 2022

Group Consolidated Income Statement

for the period ended 30 July 2022

	Notes	2022 €m	2021 €m
Continuing Operations			
Revenue	2	1,756.1	1,525.4
Cost of sales		(1,205.8)	(1,058.5)
Distribution expenses		(231.8)	(214.4)
Gross profit		318.5	252.5
Selling expenses		(85.1)	(86.8)
Administration expenses		(143.3)	(178.3)
Net loss on disposal of businesses	3,4	(42.0)	–
Operating profit/(loss)	2	48.1	(12.6)
Gain on equity instruments at fair value through profit or loss	18	–	8.6
Profit/(loss) before financing income, financing costs and income tax		48.1	(4.0)
Financing income	6	1.3	3.0
Financing costs	6	(18.4)	(35.8)
RCF termination costs	6	(8.3)	–
Profit/(loss) before income tax		22.7	(36.8)
Income tax expense	11	(20.8)	(13.5)
Profit/(loss) for the period from continuing operations		1.9	(50.3)
Discontinued operations			
Loss for the period from discontinued operations	5	(1.0)	(185.5)
Profit/(loss) for the period attributable to equity shareholders		0.9	(235.8)
Basic loss per share			
	Notes	euro cent	euro cent
From continuing operations	13	(4.4) cent	(9.7) cent
From discontinued operations	13	(0.1) cent	(18.7) cent
		(4.5) cent	(28.4) cent
Diluted loss per share			
	Notes	euro cent	euro cent
From continuing operations	13	(4.4) cent	(9.7) cent
From discontinued operations	13	(0.1) cent	(18.7) cent
		(4.5) cent	(28.4) cent

The notes on pages 87 to 156 are an integral part of these Group consolidated financial statements.

Fiscal year 2022 ended on 30 July 2022 and fiscal year 2021 ended on 31 July 2021. Please refer to Note 1 page 88 for further detail.

Group Consolidated Statement of Comprehensive Income

for the period ended 30 July 2022

	Notes	2022 €m	2021 €m
Profit/(loss) for the period		0.9	(235.8)
Other comprehensive income/(loss)			
Items that may be reclassified subsequently to profit or loss:			
Foreign exchange translation effects			
– Foreign exchange translation effects on net investments		94.3	64.0
– Taxation effect of foreign exchange translation movements	11	6.3	–
Cash flow hedges			
– Effective portion of changes in fair value of cash flow hedges		(5.7)	(0.3)
– Fair value of cash flow hedges transferred to income statement		2.7	(0.3)
– Deferred tax effect of cash flow hedges	11	0.7	–
Total of items that may be reclassified subsequently to profit or loss		98.3	63.4
Items that will not be reclassified to profit or loss:			
Defined benefit plans			
– Actuarial (loss)/gain on defined benefit pension plans	26	(2.5)	5.7
– Deferred tax effect of actuarial loss/(gain)	11	0.3	(0.9)
Total of items that will not be reclassified to profit or loss		(2.2)	4.8
Total other comprehensive income		96.1	68.2
Total comprehensive income/(loss) for the period		97.0	(167.6)

The notes on pages 87 to 156 are an integral part of these Group consolidated financial statements.

Fiscal year 2022 ended on 30 July 2022 and fiscal year 2021 ended on 31 July 2021. Please refer to Note 1 page 88 for further detail.

Group Consolidated Balance Sheet as at 30 July 2022

	Notes	2022 €m	2021 €m
Assets			
Non-current assets			
Property, plant and equipment	14	853.6	849.8
Investment properties	16	–	3.7
Goodwill and intangible assets	17	667.5	660.3
Other receivables	20	2.7	2.8
Deferred income tax assets	25	37.2	28.4
Total non-current assets		1,561.0	1,545.0
Current assets			
Inventory	19	120.4	91.5
Trade and other receivables	20	152.5	151.1
Derivative financial instruments	23	1.5	0.2
Cash and cash equivalents		245.8	170.9
		520.2	413.7
Assets held-for-sale		1.4	3.2
Assets of disposal group held-for-sale		–	101.8
Total current assets		521.6	518.7
Total assets		2,082.6	2,063.7

The notes on pages 87 to 156 are an integral part of these Group consolidated financial statements.

Fiscal year 2022 ended on 30 July 2022 and fiscal year 2021 ended on 31 July 2021. Please refer to Note 1 page 88 for further detail.

Group Consolidated Balance Sheet (continued)

as at 30 July 2022

	Notes	2022 €m	2021 €m
Equity			
Called up share capital	27	17.0	17.0
Share premium		1,531.2	1,531.2
Retained deficit and other reserves		(615.8)	(446.1)
Total equity		932.4	1,102.1
Liabilities			
Non-current liabilities			
Interest-bearing loans and borrowings	22	507.6	163.1
Employee benefits	26	6.5	4.0
Deferred income from government grants	24	1.6	4.1
Other payables	21	15.3	13.8
Deferred income tax liabilities	25	98.6	106.6
Total non-current liabilities		629.6	291.6
Current liabilities			
Interest-bearing loans and borrowings	22	28.2	210.2
Trade and other payables	21	399.9	336.7
Income tax payable		87.7	82.9
Derivative financial instruments	23	4.8	0.5
		520.6	630.3
Liabilities of disposal group held-for-sale		–	39.7
Total current liabilities		520.6	670.0
Total liabilities		1,150.2	961.6
Total equity and liabilities		2,082.6	2,063.7

The notes on pages 87 to 156 are an integral part of these Group consolidated financial statements.

Fiscal year 2022 ended on 30 July 2022 and fiscal year 2021 ended on 31 July 2021. Please refer to Note 1 page 88 for further detail.

Group Consolidated Statement of Changes in Equity

for the period ended 30 July 2022

	Share capital €m	Share premium €m	Treasury shares €m	Other equity reserve €m	Cash flow hedge reserve €m	Share- based payment reserve €m	Foreign currency trans- lation reserve €m	Retained deficit €m	Total share- holders equity €m
At 31 July 2021	17.0	1,531.2	–	720.5	0.2	3.7	(74.8)	(1,095.7)	1,102.1
Profit for the period	–	–	–	–	–	–	–	0.9	0.9
Other comprehensive income/(loss)	–	–	–	–	(2.3)	–	100.6	(2.2)	96.1
Total comprehensive income/(loss)	–	–	–	–	(2.3)	–	100.6	(1.3)	97.0
Share-based payments (note 10)	–	–	–	–	–	3.8	–	–	3.8
Transfer of share-based payment reserve to retained deficit	–	–	–	–	–	(2.0)	–	2.0	–
Redemption of hybrid instruments (note 27)	–	–	–	(49.1)	–	–	–	1.1	(48.0)
Hybrid dividend (note 27)	–	–	–	–	–	–	–	(222.5)	(222.5)
Total transactions with owners recognised directly in equity	–	–	–	(49.1)	–	1.8	–	(219.4)	(266.7)
At 30 July 2022	17.0	1,531.2	–	671.4	(2.1)	5.5	25.8	(1,316.4)	932.4

The notes on pages 87 to 156 are an integral part of these Group consolidated financial statements.

Fiscal year 2022 ended on 30 July 2022 and fiscal year 2021 ended on 31 July 2021. Please refer to Note 1 page 88 for further detail.

Group Consolidated Statement of Changes in Equity (continued) for the period ended 30 July 2022

	Share capital €m	Share premium €m	Treasury shares €m	Other equity reserve €m	Cash flow hedge reserve €m	Share- based payment reserve €m	Foreign currency trans- lation reserve €m	Retained deficit €m	Total share- holders equity €m
At 1 August 2020	17.0	1,531.2	–	720.5	0.8	1.9	(138.8)	(864.7)	1,267.9
Loss for the period	–	–	–	–	–	–	–	(235.8)	(235.8)
Other comprehensive (loss)/income	–	–	–	–	(0.6)	–	64.0	4.8	68.2
Total comprehensive (loss)/income	–	–	–	–	(0.6)	–	64.0	(231.0)	(167.6)
Share-based payments (note 10)	–	–	–	–	–	1.8	–	–	1.8
Total transactions with owners recognised directly in equity	–	–	–	–	–	1.8	–	–	1.8
At 31 July 2021	17.0	1,531.2	–	720.5	0.2	3.7	(74.8)	(1,095.7)	1,102.1

The notes on pages 87 to 156 are an integral part of these Group consolidated financial statements.

Fiscal year 2022 ended on 30 July 2022 and fiscal year 2021 ended on 31 July 2021. Please refer to Note 1 page 88 for further detail.

Group Consolidated Cash Flow Statement

for the period ended 30 July 2022

	Notes	2022 €m	(Restated) ¹ 2021 €m
Cash flows from operating activities			
Profit/(loss) for the period - continuing operations		1.9	(50.3)
Loss for the period - discontinued operations		(1.0)	(185.5)
Profit/(loss) for the period		0.9	(235.8)
Income tax expense	11	20.8	23.5
Financing income		(1.3)	(4.2)
Financing costs		18.4	39.8
RCF termination costs	22	8.3	–
Gain on equity instruments at fair value through profit or loss	18	–	(8.6)
Net loss on disposal of businesses and impairment of disposal groups held for sale		43.0	184.7
Net loss on fixed asset disposals and impairments		2.4	5.1
Other restructuring-related payments (in excess of) / less than current year costs		(9.4)	7.3
Depreciation of property, plant and equipment	14	96.5	127.2
Amortisation of intangible assets	17	27.3	56.7
Recognition of deferred income from government grants	24	(1.6)	(3.3)
Share-based payments	10	3.8	1.8
Other		0.3	(0.8)
Cash flows from operating activities before changes in working capital		209.4	193.4
Increase in inventory		(32.2)	(10.5)
Increase in trade and other receivables		(8.3)	(103.0)
Increase in trade and other payables		60.8	53.6
Cash generated from operating activities		229.7	133.5
Interest paid		(14.8)	(36.2)
Interest received		1.3	3.6
Income tax paid		(16.1)	(16.6)
Net cash flows from operating activities		200.1	84.3

¹ Please refer to note 1, page 89 for details of the accounting policy change presentation restatement

The notes on pages 87 to 156 are an integral part of these Group consolidated financial statements.

Fiscal year 2022 ended on 30 July 2022 and fiscal year 2021 ended on 31 July 2021. Please refer to Note 1 page 88 for further detail.

Group Consolidated Cash Flow Statement

(continued)
for the period ended 30 July 2022

	Notes	2022 €m	(Restated) ¹ 2021 €m
Cash flows from investing activities			
Proceeds from sale of property, plant and equipment		4.8	5.2
Proceeds from sale of investment property	16	0.9	2.9
Purchase of property, plant and equipment		(83.3)	(84.0)
Purchase of intangible assets		(6.1)	(4.0)
Disposal of business, net of cash disposed	4	106.8	677.7
Income tax paid on disposal of business	4	(14.2)	–
Disposal of financial assets at fair value through income statement		–	24.3
Dividends received from equity investment		–	1.1
Receipts from repayment of vendor loan note		–	10.0
Net cash flows from investing activities		8.9	633.2
Cash flows from financing activities			
Gross drawdown of loan principal	22	386.1	20.0
Gross repayment of loan principal	22	(237.1)	(956.3)
Capital element of finance lease liabilities	22	(29.4)	(39.7)
Dividends paid on hybrid instruments - actual	27	(43.0)	–
Dividends paid on hybrid instruments - deferred and compound	27	(172.0)	–
Hybrid instrument principal repayment	27	(48.0)	–
Net cash flows from financing activities		(143.4)	(976.0)
Net increase/(decrease) in cash and cash equivalents	22	65.6	(258.5)
Translation adjustment	22	9.3	5.8
Cash and cash equivalents at start of period	22	170.9	423.6
Cash and cash equivalents at end of period	22	245.8	170.9

1 Please refer to note 1, page 89 for details of the accounting policy change presentation restatement.

The notes on pages 87 to 156 are an integral part of these Group consolidated financial statements.

Fiscal year 2022 ended on 30 July 2022 and fiscal year 2021 ended on 31 July 2021. Please refer to Note 1 page 88 for further detail.

Notes to the Group Consolidated Financial Statements

for the period ended 30 July 2022

1 Accounting Policies

Organisation

ARYZTA AG (the 'Company') is domiciled and incorporated in Schlieren, Switzerland. The consolidated financial statements for the period ended 30 July 2022 consolidate the individual financial statements of the Company and its subsidiaries (together referred to as the 'Group'). ARYZTA AG is the ultimate controlling party of the Group.

The Group consolidated financial statements and the ARYZTA AG Company financial statements were authorised for issue by the directors on 30 September 2022, subject to approval by the shareholders at the Annual General Meeting on 30 November 2022.

Statement of compliance

The Group consolidated financial statements have been prepared in accordance with International Financial Reporting Standards ('IFRS') as issued by the International Accounting Standards Board ('IASB') and the requirements of Swiss law. These policies have been consistently applied to all years presented, unless otherwise stated.

New standards, interpretations and accounting framework

The IFRS applied by the Group in preparation of these financial statements are those that were effective for accounting periods beginning on or before 1 August 2021. The following standards and interpretations, issued by the International Accounting Standards Board ('IASB') and the IFRS Interpretations Committee, are effective for the first time in the current financial period and have been adopted by the Group:

- Interest Rate Benchmark Reform – Phase 2 – Amendments to IFRS 9, IAS 39, IFRS 7, IFRS 4 and IFRS 16

The above standards and interpretations modified certain presentation and disclosure requirements, these new requirements are not significantly different than information presented as part of the 31 July 2021 period-end financial statements and had no material impact on the consolidated results or financial position of the Group.

The following new standards, interpretations and amendments to accounting framework, issued by the IASB or the IFRS Interpretations Committee, have not yet become effective. The Group has not applied early adoption in relation to any of them.

Standard/Interpretation/Framework	Effective date	Planned implementation by ARYZTA (reporting period)
Amendments to IAS 37 – Onerous Contracts	1 January 2022	2023
Amendments to IFRS 3 – Business Combinations	1 January 2022	2023
Amendments to IAS 16 – Property, Plant and Equipment	1 January 2022	2023
Annual Improvements to IFRS Standards (2018–2020)	1 January 2022	2023
Classification of Liabilities as Current or Non-current – Amendments to IAS 1	1 January 2023	2024
Definition of Accounting Estimates – Amendments to IAS 8	1 January 2023	2024
Disclosure of Accounting Policies – Amendments to IAS 1 and IFRS Practice Statement	1 January 2023	2024
Deferred Tax related to Assets and Liabilities arising from a Single Transaction – Amendments to IAS 12	1 January 2023	2024
Amendments to IAS 12 Income Taxes: Deferred Tax related to Assets and Liabilities arising from a Single Transaction	1 January 2023	2024
IFRS 17 – Insurance Contracts	1 January 2023	2024

Notes to the Group Consolidated Financial Statements (continued)

for the period ended 30 July 2022

The Group has undertaken an initial assessment of the potential impacts of the new standards, amendments and improvements listed above that are effective for the Group. Based on this initial assessment, the Group does not currently believe the adoption of these standards, amendments and interpretations will have a significant impact on the consolidated results or financial position of the Group.

Basis of preparation

The Group consolidated financial statements are prepared on a historical cost basis, except that investment properties, disposal groups held-for-sale, derivative financial instruments and certain equity investments and financial liabilities are stated at fair value through profit or loss or other comprehensive income.

The Group consolidated financial statements are presented in millions of euro, rounded to the nearest €0.1 million (m), unless otherwise stated.

The preparation of financial statements in conformity with IFRS requires management to make judgements, estimates and assumptions in the application of the Group's accounting policies. The estimates and associated assumptions are based on historical experience and various other factors that are believed to be reasonable under the circumstances, the results of which form the basis for the judgements about carrying values of assets and liabilities that are not readily apparent from other sources.

The estimates and underlying assumptions are reviewed on an ongoing basis. Revisions to accounting estimates are recognised in the period in which the estimate is revised, if the revision affects only that period, or in the period of the revision and future periods if the revision affects both current and future periods. Further information on areas involving a higher degree of judgement and accounting estimates is set out in note 33.

Financial period

The Company manages its operations and reports its financial performance on a 4-4-5 calendar, dividing the financial period into four quarters of 13 weeks grouped into two 4-week "months" and one 5-week "month". Under this method the Company's fiscal period is defined as the last Saturday in July or every six years the first Saturday in August. Accordingly, the fiscal periods for 2022 and 2021 ended on 30 July 2022 and 31 July 2021 respectively. Fiscal period 2022 comprised of the 52 week period ended on 30 July 2022 and 2021 comprised of the 52 weeks ended 31 July 2021.

Income statement presentation

In accordance with IAS 1, 'Presentation of Financial Statements', the Group Consolidated Income Statement is presented by function of expense, with the exception of net loss on disposal of businesses, RCF termination costs and gain on equity instruments at fair value through profit or loss. In accordance with IAS 1.85, net loss on disposal of businesses, RCF termination costs and gain on equity instruments at fair value through profit or loss have been presented separately on the basis of materiality and to distinguish them from other elements of financial performance.

Notes to the Group Consolidated Financial Statements (continued)

for the period ended 30 July 2022

Management has also identified certain impairment, disposal and restructuring-related costs within each functional area that do not relate to the underlying business of the Group. Due to the relative size or nature of these items, in order to enable comparability of the Group's underlying results from period to period, these items have been presented as separate components of Underlying EBITDA, as defined in note 2, and have been excluded from the calculation of underlying net profit in note 13.

Additionally, to enable a more comprehensive understanding of the Group's financial performance, the Group Consolidated Income Statement by nature of cost, through operating profit, is set out in note 7.

Discontinued operations presentation

Following the classification of ARYZTA's North America businesses as held-for-sale in January 2021, the results of these businesses are presented within loss from discontinued operations in the Group Consolidated Income Statement, as required by IFRS 5: Non-current assets held for sale and discontinued operations.

Reclassifications and adjustments

The Group has historically recorded net interest cash flows within 'Net cash flows from financing activities' on the Group Consolidated Cash Flow Statement. During the current period, the Group has reviewed this accounting policy to ensure it best represents the function of interest cost within the entity and that the Group's accounting policies are aligned with companies within its peer group. As a result, the Group believes net interest cash flows more appropriately represent part of the cost of maintaining the operations of the business and therefore, in accordance with IAS 7, Statement of Cash Flows, has elected to report net interest cash flows within 'Net cash flows from operating activities'.

As the change in accounting policy must be reported retrospectively, the Group has adjusted all prior period comparative amounts impacted by this change in accounting policy and a comparison of the impact of this change is summarised below:

in €m	Before accounting policy change July 2021	Reclassification	After accounting policy change July 2021
Net cash flows from operating activities	116.9	(32.6)	84.3
Net cash flows from investing activities	633.2		633.2
Net cash flows from financing activities	(1,008.6)	32.6	(976.0)
Net decrease in cash and cash equivalents	(258.5)	–	(258.5)
Translation adjustment	5.8		5.8
Net cash and cash equivalents at start of period	423.6		423.6
Net cash and cash equivalents at end of period	170.9	–	170.9

Certain amounts in the 31 July 2021 comparative financial statement figures and related notes have been reclassified to conform to the 30 July 2022 presentation. These reclassifications were made for presentation purposes and have no effect on previously reported total revenue, expenses, loss for the period, total assets, total liabilities, total equity or total cash flow classifications as previously reported.

Notes to the Group Consolidated Financial Statements (continued)

for the period ended 30 July 2022

Going concern

The Directors' analysis of whether the use of the going concern basis is appropriate covers at least 12 months from the date of the financial statements and is based on a number of factors, including financial performance, liquidity and compliance with the Group's financial covenants as defined under the terms of the Group's Syndicated Bank Facilities, as well as considering the Group's principal risks and uncertainties (see pages 74-75).

During FY 2022, the Group utilised a new €500m revolving credit facility. The financial covenant ratios as defined under the terms of the Group's Syndicated Bank Facilities Agreement are a Net Debt : EBITDA ratio being equal to or lower than 3.5x and a Net Interest cover ratio being equal to or above 2.0x in FY 2022. The Net Interest cover ratio must be equal to or above 3.0x after FY 2022, and equal to or above 3.5x after FY 2023.

The Directors have evaluated the appropriateness of adopting the going concern basis, including reviewing forecasts and assumptions relating to the financial performance and liquidity of the business. The base case scenario forecast included an estimate of the Group's continued recovery from the impact of COVID-19 and the supply chain disruptions and war in Ukraine that drove inflation across all inputs during the second half of FY 2022. Additionally, the Directors considered what the impact of a negative change in the assumptions underlying the base case scenario would have on the performance of the business and benchmarked the impact against the financial covenant tests for FY 2023 and throughout the going concern assessment period. In particular, the Directors assessed the impact of a downside scenario where the projected EBITDA generation was negatively impacted by further inflationary pressures, economic downturn, consumer sentiment and supply chain challenges resulting in underlying EBITDA margin % being 200bps lower than forecast over the going concern assessment period and determined that the financial covenant tests during the period would still be met.

The Group delivered significantly improved profitability and cash generation during FY 2022, supported by operational efficiencies and price increases, together with disciplined management of operating costs delivering operating leverage on higher revenue performance. This improved performance, combined with the successful divestment of the non-core North America and Brazil businesses during FY 2021 and early FY 2022, has enabled the Group to significantly improve its financial position. The Group would use levers such as repayment of debt and implementation of further cost reductions should the situation require it. Based on these considerations, together with available market information, the financial statements for the period ended 30 July 2022 have been prepared on a going concern basis.

Notes to the Group Consolidated Financial Statements (continued) for the period ended 30 July 2022

Basis of consolidation

The Group consolidated financial statements reflect the consolidation of the results, the assets and the liabilities of the parent undertaking, and all of its subsidiaries. The Group had no joint venture or associate investments during the financial years ended 30 July 2022 or 31 July 2021.

Subsidiary undertakings

Subsidiary undertakings are those entities over which the Group has control. The Group controls an entity when the Group is exposed to, or has rights to, variable returns from its involvement with the entity and has the ability to affect those returns through its power over the entity. Subsidiaries are fully consolidated from the date on which control is transferred to the Group. They are deconsolidated from the date that control ceases. Where necessary, the accounting policies of subsidiaries have been changed to ensure consistency with the policies adopted by the Group.

Disposal of subsidiaries

When the group ceases to have control, any retained interest in the entity is re-measured to its fair value at the date when control is lost, with the change in carrying amount, plus proceeds received, recognised in profit or loss. The fair value of the retained interest is then utilised as the initial carrying amount for purposes of subsequently accounting for the retained interest as an associate, joint venture or financial asset. Any amounts previously recognised in other comprehensive income in respect of that entity are accounted for as if the Group had directly disposed of the related assets or liabilities. This may mean that amounts previously recognised in other comprehensive income are reclassified to profit or loss.

Transactions eliminated on consolidation

Intra-group balances and any unrealised gains and losses or income and expenses arising from intra-group transactions, are eliminated in preparing the Group consolidated financial statements. Unrealised losses are eliminated in the same way as unrealised gains, but only to the extent that they do not provide evidence of impairment.

Revenue recognition

Revenue represents the amount of consideration the Group expects to receive in exchange for the sale of goods and services supplied to third parties, after deducting trade discounts, allowances, and promotional and volume rebates, and is exclusive of sales tax/VAT. Revenue is recognised when control of the goods has passed to the buyer, which is usually upon shipment or delivery, depending on the specific terms agreed with individual customer. Revenue is recorded when there is no unfulfilled obligation that could affect the customer's acceptance of the goods.

An estimate is made on the basis of historical sales returns and is recorded to allocate these returns to the same period as the original revenue is recorded. Rebates, allowances and discounts are provided for based on agreements or contracts with customers, agreed promotional arrangements and accumulated experience, using the expected value method. Any unutilised accrual is released after assessment that the likelihood of such a claim being made is no longer highly probable.

Financing income is recognised on an accrual basis, taking into consideration the sums lent and the actual interest rate applied.

Notes to the Group Consolidated Financial Statements (continued)

for the period ended 30 July 2022

Segmental reporting

Management has determined the operating segments based on the reports regularly reviewed by the Group's Chief Operating Decision Maker ('CODM') in making strategic decisions, allocating resources and assessing performance.

As of 19 November 2020, the Group's Chief Operating Decision Maker ('CODM') is Urs Jordi, Chair of the Board and Interim CEO. Former Group CEO, Kevin Toland was CODM during the prior period until his departure from the Group on 19 November 2020.

The Group has two operating and reporting segments, ARYZTA Europe and ARYZTA Rest of World, which comprise the continuing operations of the Group. Following the Group's decision to dispose of its North America businesses during the prior period ended 31 July 2021, the ARYZTA North America operating segment has been classified as a discontinued operation.

ARYZTA Europe has leading market positions in the European convenience bakery market. In Europe, ARYZTA has a diversified customer base within the Foodservice, Large Retail and Convenience or independent Retail channels.

ARYZTA Rest of World consists of businesses in Japan, Malaysia, Singapore, Taiwan, Australia and New Zealand, primarily partnering with international QSR and other Foodservice customers. The Group disposed of its South America business during the period ended 30 July 2022.

Segment assets and liabilities consist of property, plant and equipment, goodwill and intangible assets and other assets and liabilities that can be reasonably allocated to the reported segment. Unallocated assets and liabilities include financial assets at fair value, bank debt, cash and cash equivalents and tax balances. Net finance costs and income tax are managed on a centralised basis. Therefore, these items are not allocated between operating segments for the purpose of presenting information to the CODM.

Exceptional items

Exceptional items relate to significant income and/or expenses that are disclosed in a separate note to the financial statements. Where individual transactions are significantly material to the Group, these are disclosed on the face of the income statement due to their nature or amount to highlight the effect of such items within the Group Income Statement and results for the period and to better inform the user of their significance. Examples of such items may include but are not limited to:

- profits or losses on termination or disposal of operations;
- significant impairments of assets, including goodwill impairment;
- transaction, integration and costs related to acquisition or disposal activity;
- significant litigation costs and settlements;
- debt early termination costs;
- significant restructuring programmes;
- costs arising due to the effect of natural disasters and national health emergencies (including pandemics and the related recovery periods, including any government-imposed restrictions impacting consumer demand and the production processes, net of directly related government support).

Notes to the Group Consolidated Financial Statements (continued)

for the period ended 30 July 2022

Management exercises judgement in assessing items which, by virtue of its scale or nature, should be highlighted and disclosed in the Group Income Statement and notes to the Group Financial Statements as exceptional items. Exceptional items are included within the Income Statement caption to which they relate and are separately disclosed in the notes to the Group Financial Statements.

Employee benefits

Pension obligations

Obligations for contributions to defined contribution pension plans are recognised as an expense in the income statement, as the related employee service is received. The Group's net obligation in respect of defined benefit pension plans is calculated separately for each plan, by estimating the amount of future benefit employees have earned in return for their service in the current and prior periods. The future benefit is discounted to determine the present value of the obligation and the fair value of any plan assets is deducted. The discount rate is the yield at the balance sheet date on high-quality corporate bonds that have maturity dates approximating the terms of the Group's obligations.

The defined benefit calculations are performed by a qualified actuary using the projected unit credit method on an annual basis. Re-measurement gains and losses arising from experience adjustments and changes in actuarial assumptions are recognised in the period in which they occur, directly in the Group Consolidated Statement of Comprehensive Income, net of related taxes. Current and past service costs are recognised as employment costs in the income statement. The net interest cost is calculated by applying the discount rate to the net balance of the defined benefit obligation and the fair value of plan assets, and is recognised in financing costs/income in the income statement.

Share-based compensation

As defined in IFRS 2, 'Share-based Payment', the cost of equity instruments is recognised at grant date fair value in the group income statement, with a corresponding increase in equity. The fair value is measured at the grant date and recognised over the period during which the employees become unconditionally entitled to the equity instrument. The fair value of the performance share units are measured based on a Monte Carlo simulation, taking into account the terms and conditions under which the equity instruments were granted. A portion of the Group's equity-settled share-based compensation plans are subject to non-market vesting conditions; therefore, the amount recognised in respect of this portion is adjusted annually to reflect the current estimate of achieving these conditions and the number of equity instruments expected to eventually vest.

Termination benefits

The Group recognises termination benefits when it has a formal plan to terminate the employment of current employees, which has been approved at the appropriate levels of the organisation and when the entity is demonstrably committed to a termination through announcement of the plan to those affected. In the case of an offer made to encourage voluntary redundancy, the termination benefits are measured based on the number of employees expected to accept the offer.

Notes to the Group Consolidated Financial Statements (continued)

for the period ended 30 July 2022

Income taxes

Income tax expense on the profit or loss for the period comprises current and deferred tax. Income tax is recognised in the income statement except to the extent that it relates to items recognised directly in equity or in other comprehensive income, in which case the related tax is also recognised directly in equity or in other comprehensive income, respectively. Current income tax is the expected tax payable on the taxable income for the period, using tax rates and laws that have been enacted or substantially enacted at the balance sheet date, in the respective countries where the Group and its subsidiaries operate and generate taxable income.

Deferred income tax is recognised using the balance sheet method, providing for temporary differences between the carrying amounts of assets and liabilities for financial reporting purposes and the amounts used for taxation purposes. The amount of deferred income tax provided is based on the expected manner of realisation or settlement of the carrying amount of assets and liabilities, using tax rates enacted or substantially enacted at the balance sheet date. If the deferred income tax arises from initial recognition of an asset or liability in a transaction other than a business combination that, at the time of the transaction, does not affect accounting or taxable profit or loss, it is not recognised. Deferred income tax is provided on temporary differences arising on investments in subsidiaries, except where the timing of the reversal of the temporary difference is controlled by the Group and it is probable that the temporary difference will not reverse in the foreseeable future.

A deferred income tax asset is recognised only to the extent that it is probable that future taxable profits will be available against which the asset can be recovered. Deferred income tax assets are reduced to the extent it is no longer probable the related tax benefit will be realised.

Deferred income tax assets and liabilities are offset when there is a legally enforceable right to offset current tax assets against current tax liabilities and when the deferred income tax assets and liabilities relate to income taxes levied by the same taxation authority on either the same taxable entity or different taxable entities where there is an intention to settle the balances on a net basis.

Foreign currency

Items included in the financial statements of the Group's entities are measured using the currency of the primary economic environment in which each entity operates (the 'functional currency'). The consolidated financial statements are presented in euro, the Group's presentation currency.

Transactions in currencies other than the functional currency of each respective entity are converted to the relevant functional currency using the foreign exchange rate at the date of the transaction. Monetary assets and liabilities denominated in foreign currencies are converted to the relevant functional currency using the foreign exchange rate at the balance sheet date. Foreign exchange differences arising on conversion into the local functional currency are recognised in the income statement, except when deferred in other comprehensive income as qualifying cash flow hedges and qualifying net investment hedges.

Notes to the Group Consolidated Financial Statements (continued)

for the period ended 30 July 2022

The assets and liabilities of foreign operations, including goodwill and fair value adjustments arising on consolidation, are translated to euro at the foreign exchange rates at the balance sheet date. Income and expenses of foreign operations are translated to euro at the average exchange rates for the period, unless this average is not a reasonable approximation of the cumulative effect of the rates prevailing on the transaction dates, in which case income and expenses are translated at the rate on the dates of the transactions. Foreign exchange differences arising on translation of the net assets of a foreign operation are recognised in other comprehensive income, as a change in the foreign currency translation reserve.

Exchange gains or losses on long-term intra-group loans and on foreign currency borrowings used to finance or provide a hedge against Group equity investments in non-euro denominated operations are included in other comprehensive income, as a change in the foreign currency translation reserve, to the extent they are neither planned nor expected to be repaid in the foreseeable future, or are expected to provide an effective hedge of the net investment. Any differences that have arisen since transition to IFRS are recognised in the foreign currency translation reserve and are recycled through the Group Consolidated Income Statement on the repayment of the intra-group loan, or on disposal of the related business.

The principal euro foreign exchange currency rates used by the Group for the preparation of these consolidated financial statements are as follows:

Currency	Average FY 2022	Average FY 2021	% Change	Closing FY 2022	Closing FY 2021	% Change
CHF	1.0423	1.0868	4.1%	0.9730	1.0773	9.7%
USD	1.1139	1.1947	6.8%	1.0193	1.1882	14.2%
AUD	1.5445	1.5949	3.2%	1.4570	1.6072	9.3%
GBP	0.8466	0.8820	4.0%	0.8380	0.8515	1.6%

Dividends

Dividends are recognised in the period in which they are approved by the Company's shareholders.

Property, plant and equipment

Property, plant and equipment is stated at historical cost, less accumulated depreciation and impairment losses. Other subsequent expenditure is capitalised only when it increases the future economic benefits embodied in the item of property, plant and equipment. All other expenditures, including repairs and maintenance costs, are recognised in the income statement as an expense as incurred.

Interest on specific and general borrowings used to finance construction costs of property, plant and equipment is capitalised during the period of time that is required to complete and prepare the asset for its intended use. All other borrowing costs are expensed.

Depreciation is calculated to write-off the cost, less estimated residual value, of property, plant and equipment, other than freehold land and assets under construction, on a straight-line basis, by reference to the following estimated useful lives:

Notes to the Group Consolidated Financial Statements (continued)

for the period ended 30 July 2022

Buildings	25 to 50 years
Plant and machinery	3 to 20 years
Motor vehicles	3 to 7.5 years

The residual value of assets, if significant, and the useful life of assets is reassessed annually. An asset's carrying amount is written down immediately to its recoverable amount if the asset's carrying amount is greater than its estimated recoverable amount. Gains and losses on disposals of property, plant and equipment are recognised on the completion of sale. Gains and losses on disposals are determined by comparing the proceeds received, net of related selling costs, with the carrying amount of the asset and are included in operating profit.

Investment properties

Investment property, principally comprised of land and buildings, is held for capital appreciation and is stated at fair value. The fair value is based on market value, being the estimated amount for which a property could be exchanged in an arm's length transaction. Any gain or loss arising from a change in fair value is recognised in the Group Consolidated Income Statement. When property is transferred from investment property to owner-occupied property following a change in use, the fair value at the time of the change of use is the deemed cost of the property under its new classification. When property is transferred to investment property following a change in use, any difference arising at the date of transfer between the carrying amount of the property immediately prior to transfer and its fair value is recognised in equity if it is a gain. Upon disposal of the property, the gain would be transferred to retained earnings. Any loss arising in this manner, unless it represents the reversal of a previously recognised gain, would be recognised immediately in the Group Consolidated Income Statement.

Leases

Identifying a lease

Where a contract conveys the right to control the use of an identified asset for a period of time in exchange for consideration it is treated as a lease.

As Lessee

Where the Group acts as a lessee the Group recognises a right of use asset and lease liability at the lease commencement date, which is the date the underlying asset is available for our use.

The Group recognises right-of-use assets at the commencement date of the lease (the date the underlying asset is available for use). Right-of-use assets are measured at cost, less any accumulated depreciation and impairment losses, and adjusted for any remeasurement of lease liabilities. The cost of right-of-use assets includes the amount of lease liabilities recognised, initial direct costs incurred, and lease payments made at or before the commencement date less any lease incentives received. The recognised right of use assets are depreciated on a straight-line basis over the shorter of the lease term and estimated useful lives of the assets. If ownership of the leased asset transfers to the Group at the end of the lease term or the cost reflects the exercise of a purchase option, depreciation is calculated using the estimated useful life of the asset. Right of use assets are subject to impairment under IAS 36 'Impairment of assets'. Right of use assets are presented within Property, Plant and Equipment in the Group Consolidated Balance Sheet.

Notes to the Group Consolidated Financial Statements (continued) for the period ended 30 July 2022

Lease liabilities are initially measured at the present value of lease payments that are not paid at the commencement date. The lease liability is subsequently increased by the interest cost on the lease liability and decreased by lease payments made. In the Group Consolidated Cash Flow Statement the payments made are separated into the principal portion, and interest (both presented in financing activities). It is remeasured if there is a change in future lease payments, a change in the lease term, or as appropriate, a change in the assessment of whether an extension option is reasonably certain to be exercised or a termination option is reasonably certain not to be exercised.

In calculating the present value of lease payments, the Group uses the incremental borrowing rate at the lease commencement date or the interest rate implicit in the lease, if this is readily determinable. Incremental borrowing rates are calculated using a portfolio approach, based on the risk profile of the entity holding the lease, the term and currency of the lease. Lease liabilities are presented within interest-bearing loans and borrowings except for those leases that are part of disposal groups held-for-sale, they are presented in liabilities of disposal groups held-for-sale.

Short-term, low-value and wholly variable leases

The Group has elected not to recognise right-of-use assets and lease liabilities for leases of low-value assets, short-term leases and wholly variable leases. The Group recognises the lease payments associated with these leases as an expense on a straight-line basis over the lease term.

As Lessor

When the Group acts as a lessor, it determines at lease inception whether each lease is a finance lease or an operating lease. To classify each lease, the Group makes an overall assessment of whether the lease transfers substantially all of the risks and rewards incidental to ownership of the underlying asset. If this is the case, then the lease is a finance lease; if not, then it is an operating lease. As part of this assessment, the Group considers certain indicators such as whether the lease is for the major part of the economic life of the asset.

When the Group is an intermediate lessor, it accounts for its interests in the head lease and the sub-lease separately. It assesses the lease classification of a sub-lease with reference to the right-of-use asset arising from the head lease, not with reference to the underlying asset. If a head lease is a short-term lease to which the Group applies the exemption described above, then it classifies the sub-lease as an operating lease.

Business combinations and goodwill

Business combinations are accounted for by applying the acquisition method. The cost of each acquisition is measured as the aggregate of the fair value of the consideration transferred, as at the acquisition date, and the fair value of any non-controlling interest in the acquiree.

The consideration transferred includes the fair value of any assets or liabilities resulting from a contingent consideration arrangement. Identifiable assets acquired and liabilities assumed in a business combination are measured initially at their fair values at the acquisition date. Where any part of the consideration for a business combination is contingent, the fair value of that component is determined by discounting the estimated

Notes to the Group Consolidated Financial Statements (continued)

for the period ended 30 July 2022

amounts payable to their present value at the acquisition date. The discount is unwound as a finance charge in the Group Consolidated Income Statement over the life of the obligation. Subsequent changes to the estimated amounts payable for contingent consideration are recognised as a gain or loss in the Group Consolidated Income Statement.

Where a business combination is achieved in stages, the Group's previously held interest in the acquiree is re-measured to fair value at the acquisition date and included within the consideration, with any gain or loss recognised in the Group Consolidated Income Statement.

Goodwill is initially recognised at cost, being the difference between the cost of the acquisition over the fair value of the net identifiable assets and liabilities assumed. Following initial recognition, goodwill is stated at cost, less any accumulated impairment losses.

When the initial accounting for a business combination is only provisionally determined at the end of the financial period in which the combination occurs, any adjustments to the provisional values allocated to the identifiable assets and liabilities are made within a period of no more than one period from the acquisition date.

Acquisition costs arising in connection with a business combination are expensed as incurred.

Intangible assets

Intangible assets acquired as part of a business combination are initially recognised at fair value, being their deemed cost as at the date of acquisition. These generally include brand and customer-related intangible assets.

Computer software that is not an integral part of an item of computer hardware is also classified as an intangible asset. Where intangible assets are separately acquired, they are capitalised at cost. Cost comprises purchase price and other applicable directly attributable costs. Directly attributable costs that are capitalised as part of the ERP and computer-related intangibles include the employee costs and an appropriate portion of relevant overheads. Other development expenditures that do not meet these criteria are recognised as an expense as incurred.

Expenditure on research activities, undertaken with the prospect of gaining new scientific or technical knowledge and understanding, is recognised in the income statement as an expense as incurred. Expenditure on development activities, whereby research findings are applied to a plan or design for the production of new or substantially improved products or processes, is capitalised, if the product or process is technically and commercially feasible, the attributable expenditure can be reliably measured, and the Group has sufficient resources to complete development. The expenditure capitalised includes the cost of materials, direct labour or an appropriate proportion of overheads. Capitalised development expenditure is stated at cost, less accumulated amortisation and impairment losses. Other development expenditure is recognised in the income statement as an expense as incurred.

Notes to the Group Consolidated Financial Statements (continued)

for the period ended 30 July 2022

Intangible assets with finite lives are amortised over the period of their expected useful lives in equal annual instalments, generally as follows:

Customer relationships	10 to 15 years
Brands	10 to 15 years
Computer-related intangibles	3 to 5 years
ERP-related intangibles	6 to 12 years
Patents and other	8 to 12 years

Subsequent to initial recognition, the expected useful lives and related amortisation of finite life intangible assets are reviewed at least at each financial period end and, if the expected economic benefits of the asset are different from previous estimates, amortisation is adjusted accordingly. Intangible assets are stated at cost, less accumulated amortisation and any impairment losses incurred.

There are no intangible assets with an indefinite useful life.

Impairment of non-financial assets

The carrying amounts of the Group's assets, other than inventories (which are carried at the lower of cost and net realisable value), deferred tax assets (which are recognised based on recoverability), are reviewed to determine whether there is an indication of impairment when an event or transaction indicates that there may be, and at least at each reporting date. If any such indication exists, an impairment test is carried out and, if necessary, the asset is written down to its recoverable amount. The recoverable amount is the higher of an asset's fair value less costs to sell and an asset's value-in-use. The Group tests goodwill for impairment annually, during the last quarter of the financial period, or more frequently if events or changes in circumstances indicate a potential impairment.

An impairment loss is recognised whenever the carrying amount of an asset, or its cash-generating unit, exceeds its estimated recoverable amount. Impairment losses are recognised in the income statement as an expense. Goodwill is allocated to the various cash-generating units for the purposes of impairment testing. Impairment losses recognised in respect of cash-generating units are allocated first to reduce the carrying amount of any goodwill allocated to the cash-generating unit, and then to reduce the carrying amount of the other assets in the unit on a pro-rata basis. An impairment loss for goodwill is not subsequently reversed. An impairment loss for other assets may be reversed if there has been a change in the estimates used to determine the recoverable amount. An impairment loss is reversed only to the extent that the asset's carrying amount does not exceed the carrying amount that would have been determined, net of depreciation or amortisation, if no impairment loss had been recognised.

Inventory

Inventory is stated at the lower of cost, on a first-in, first-out basis, and net realisable value. Cost includes all expenditure incurred in the normal course of business in bringing the products to their present location and condition. Net realisable value is the estimated selling price of inventory on hand, less all further costs to completion and all costs expected to be incurred in marketing, distribution and selling.

Notes to the Group Consolidated Financial Statements (continued) for the period ended 30 July 2022

Cash and cash equivalents

Cash equivalents are defined as short-term, highly liquid investments that are readily convertible to known amounts of cash and which are subject to an insignificant risk of changes in value. Cash and cash equivalents in the balance sheet comprise cash at bank and on hand, call deposits and other short-term highly liquid investments with original maturities of three months or less. The group operates a multi-party cash pooling arrangement that is always in a net cash position.

Disposal groups held-for-sale

Disposal groups are classified as held-for-sale if their carrying amount will be recovered principally through a sale transaction rather than through continuing use and a sale is considered highly probable. They are measured at the lower of their carrying amount and fair value less costs to sell.

The assets of a disposal group classified as held-for-sale are presented separately from the other assets in the balance sheet. The liabilities of a disposal group classified as held-for-sale are presented separately from other liabilities in the balance sheet.

An impairment loss is recognised for any initial or subsequent write-down of the disposal group to fair value less costs to sell. A gain is recognised for any subsequent increases in fair value less costs to sell, but not in excess of any cumulative impairment loss previously recognised. A gain or loss not previously recognised by the date of the sale of the disposal group is recognised at the date of derecognition. Non-current assets that are part of a disposal group are not depreciated or amortised while they are classified as held-for-sale. Interest and other expenses attributable to the liabilities of a disposal group classified as held for sale continue to be recognised.

Discontinued operations

A discontinued operation is a component of the Group's business, the operations and cash flows of which can be clearly distinguished from the rest of the Group and which:

- Represents a separate major line of business or geographic area of operations;
- Is part of a single co-ordinated plan to dispose of a separate major line of business or geographic area of operations; or
- Is a subsidiary acquired exclusively with a view to resale.

Classification as a discontinued operation occurs at the earlier of disposal or when the operation meets the criteria to be classified as held-for-sale. When an operation is classified as a discontinued operation, the comparative period in the Group Consolidated Income Statement is re-presented as if the operation had been discontinued from the start of the comparative year.

Notes to the Group Consolidated Financial Statements (continued)

for the period ended 30 July 2022

Share capital

Shares are classified as equity. Incremental costs directly attributable to the issue of new shares are shown in equity, net of tax, as a deduction from the proceeds.

If any Group company purchases ARYZTA AG's equity share capital, those shares are accounted for as treasury shares in the consolidated financial statements of the Group. Consideration paid for treasury shares, including any directly attributable incremental cost, net of tax, is deducted from equity attributable to the shareholders of the Company, until the shares are cancelled or reissued. Where such shares are subsequently reissued, any consideration received, net of any directly attributable incremental transaction costs and the related income tax effects, is included in equity attributable to the Company's shareholders.

Financial assets and liabilities

Financial assets are recognised in or derecognised from the Group Consolidated Balance Sheet on trade-date basis, being the date on which the Group contractually commits to purchase or sell the asset. Financial assets are derecognised when the rights to receive cash flows from the financial assets have expired or have been transferred and the group has transferred substantially all the risks and rewards of ownership. Financial liabilities are derecognised only when the Group's obligations are discharged, cancelled or expired.

At initial recognition, the group measures a financial asset or liability at its fair value plus directly attributable transaction costs, except in the case of a financial instrument through profit or loss (FVPL), which are initially recognised at fair value.

Financial Assets classifications

Financial assets are classified into one of the following categories depending on the Group's business model for managing the financial assets and the contractual terms of the cash flows:

Amortised cost

Trade and other receivables (excluding prepayments) and cash and cash equivalents are initially measured at fair value and are thereafter measured at amortised cost, using the effective interest method, less loss allowance.

Fair value through income statement (FVPL) or Other Comprehensive Income (FVOCI)

Derivative financial instruments are initially recorded at fair value on the date the contract is entered into and are subsequently re-measured to fair value, as of each reporting date, using quoted market values. The gain or loss arising on re-measurement is recognised in the income statement, except where the instrument is a designated cash flow hedging instrument in which case fair value changes in the effective portion of the derivative are recognised in OCI.

Debt instruments

Subsequent measurement of debt instruments depend on the Group's business model for managing the asset and the cash flow characteristics of the asset. There are three measurement categories into which the Group classifies its debt instruments:

Notes to the Group Consolidated Financial Statements (continued)

for the period ended 30 July 2022

- Amortised cost: Assets that are held for collection of contractual cash flows, where those cash flows represent solely payments of principal and interest, are measured at amortised cost. Any gain or loss arising on derecognition is recognised directly in the Consolidated Income Statement. Impairment losses are presented in the Consolidated Income Statement.
- FVOCI: Assets that are held for collection of contractual cash flows and for selling the financial assets, where the assets' cash flows represent solely payments of principal and interest, are measured at FVOCI. The Group has no debt instruments measured at FVOCI.
- FVPL: Assets that do not meet the criteria for amortised cost or FVOCI are measured at FVPL. In addition, assets that are irrevocably designated as FVPL at origination to eliminate or significantly reduce an accounting mismatch are also measured at FVPL. A gain or loss on a debt investment that is subsequently measured at FVPL is recognised in the Consolidated Income Statement.

Equity investments

The Group subsequently measures all equity instrument investments at fair value. Where the Group's management has elected to present fair value gains and losses on equity investments in OCI, there is no subsequent reclassification of fair value gains and losses to the Group Consolidated Income Statement following the derecognition of the investment. Dividends from such investments continue to be recognised in Consolidated Income Statement when the Group's right to receive payments is established.

Impairment of financial assets

The Group assesses on a forward looking basis the expected credit losses associated with its debt instruments carried at amortised cost and FVOCI. The impairment methodology applied depends on whether there has been a significant increase in credit risk.

For trade receivables, the Group applies the simplified approach permitted by IFRS 9 'Financial Instruments', which requires expected lifetime losses to be recognised from initial recognition of the receivables.

Trade and other receivables

Trade receivables are amounts due from customers for goods sold or services performed in the ordinary course of business. If collection is expected in one year or less they are classified as current assets. If not, they are presented as non-current assets. Credit losses associated with trade and other receivables are recognised in administration expenses. Where risks associated with trade receivables are transferred out of the Group under receivables purchase arrangements, such receivables are derecognised from the balance sheet, except to the extent of the Group's continued involvement or exposure.

Trade and other payables

Trade and other payables are recognised initially at fair value and are subsequently measured at amortised cost, using the effective interest method. Trade and other payables are classified as current liabilities, if payment is due within one year or less, otherwise, they are presented as non-current liabilities.

Notes to the Group Consolidated Financial Statements (continued) for the period ended 30 July 2022

Provisions

A provision is recognised in the balance sheet when the Group has a present legal or constructive obligation as a result of a past event and it is probable that an outflow of economic benefits will be required to settle the obligation and the outflow can be reliably measured. If the effect is material, provisions are determined by discounting the expected future cash flows at a pre-tax rate that reflects current market assessments of the time value of money and, where appropriate, the risks specific to the liability.

Derivatives

Derivative financial instruments, including forward currency contracts, interest rate swaps and commodity futures contracts are used to manage the Group's exposure to foreign currency risk, interest rate risk and commodity price risk. These derivatives are generally designated as cash flow hedges. The Group does not use derivatives for speculative purposes.

Derivative financial instruments are initially recorded at fair value on the date the contract is entered into and are subsequently re-measured to fair value, as of each reporting date, using quoted market values. The gain or loss arising on re-measurement is recognised in the income statement, except where the instrument is a designated hedging instrument.

The fair value of derivative instruments is calculated using quoted prices. Where such prices are not available a discounted cash flow analysis is used based on the applicable yield curve adjusted for counterparty risk for the duration and currency of the instrument, which are observable:

- Foreign exchange forward contracts are measured using quoted forward exchange rates to match the maturities of these contracts; and
- Commodity swap contracts are marked to market using observable market data and dealer quotes at the balance sheet date.

Cash flow hedges

Subject to the satisfaction of certain criteria relating to the documentation of the risk, objectives and strategy for the hedging transaction and the ongoing measurement of its effectiveness, cash flow hedges are accounted for under hedge accounting rules. At inception of a hedge relationship, the Group documents the economic relationship between hedging instruments and hedged items including whether changes in the cash flows of the hedging instruments are expected to offset changes in the cash flows of hedged items. The Group documents its risk management objective and strategy for undertaking its hedge transactions. In order to achieve and maintain cash flow hedge accounting, it is necessary for management to determine, at inception and on an ongoing basis, whether a forecast transaction is highly probable.

In such cases, any unrealised gain or loss arising on the effective portion of the derivative instrument is recognised in other comprehensive income, as part of the cash flow hedge reserve. Unrealised gains or losses on any ineffective portion are recognised in the income statement. When the hedged transaction occurs, the related gains or losses in the cash flow hedge reserve are transferred to the income statement. When the forecast transaction is no longer expected to occur, the cumulative gain or loss and deferred cost of hedging that were reported in equity are immediately reclassified to profit or loss.

Notes to the Group Consolidated Financial Statements (continued) for the period ended 30 July 2022

Net investment hedge

Hedges of net investments in foreign operations are accounted for similarly to cash flow hedges. Any gain or loss on the hedging instrument relating to the effective portion of the hedge is recognised in other comprehensive income. The gain or loss relating to the ineffective portion is recognised in the income statement. Gains and losses accumulated in equity are included in the income statement when the foreign operation is disposed of or sold.

Interest-bearing loans and borrowings

Interest-bearing borrowings are recognised initially at fair value, net of attributable transaction costs. Subsequent to initial recognition, interest-bearing borrowings are stated at amortised cost, using the effective interest rate method.

Fees paid on the establishment of loan facilities are capitalised as transaction costs of the loan, to the extent that it is probable that some or all of the facility will be drawn down, and are amortised over the period of the facility to which the fees relate. Remaining loan transaction costs are recognised in the Group Consolidated Income Statement on derecognition of the related loan liability.

For interest-bearing loans and borrowings with a contractual re-pricing date of less than six months, the nominal amount is considered to approximate fair value for disclosure purposes. For loans with a re-pricing date of greater than six months, the fair value is calculated based on the expected future principal and interest cash flows, discounted at appropriate current market interest rates.

Other equity reserve

As the perpetual callable subordinated instruments ('Hybrid instruments') have no maturity date and repayment is at the option of ARYZTA, they are recognised within other equity reserves at historical cost, net of attributable transaction costs, until such time that management and the Board of Directors have approved settlement of the applicable instrument. Any difference between the amount paid upon settlement of these instruments and the historical cost is recognised directly within retained earnings.

Dividends on these Hybrid instruments accrue at the coupon rate applicable to each respective instrument on an ongoing basis; however, a contractual obligation to settle these dividends in cash only arises when a Compulsory Payment Event, such as payment of a cash dividend to equity shareholders, has occurred within the last twelve months.

Government grants

Grants that compensate the Group for the cost of an asset are shown as deferred income in the balance sheet and are recognised in the income statement in instalments on a basis consistent with the depreciation policy of the relevant assets. Other grants are credited to the income statement to offset the associated expenditure.

Notes to the Group Consolidated Financial Statements (continued)

for the period ended 30 July 2022

2023031612697

2 Segment information

2.1 Analysis by business segment

Continuing operations I) Segment revenue and result	ARYZTA Europe		ARYZTA Rest of World		Total Continuing Operations	
	2022 €m	2021 €m	2022 €m	2021 €m	2022 €m	2021 €m
Segment revenue¹	1,531.1	1,284.2	225.0	241.2	1,756.1	1,525.4
Underlying EBITDA ²	179.5	140.5	39.3	32.9	218.8	173.4
Depreciation	(85.2)	(84.6)	(11.3)	(14.5)	(96.5)	(99.1)
ERP amortisation	(11.0)	(10.8)	–	–	(11.0)	(10.8)
Underlying EBITA	83.3	45.1	28.0	18.4	111.3	63.5
Amortisation of non-ERP intangible assets	(11.5)	(12.0)	(4.8)	(5.7)	(16.3)	(17.7)
Net loss on disposal of businesses	0.2	–	(42.2)	–	(42.0)	–
Loss on fixed asset disposals and impairments	(2.4)	(3.8)	–	(0.5)	(2.4)	(4.3)
Restructuring-related costs	(2.4)	(44.9)	(0.1)	(7.9)	(2.5)	(52.8)
COVID-19 related costs	–	(0.7)	–	(0.6)	–	(1.3)
Operating profit/(loss)³	67.2	(16.3)	(19.1)	3.7	48.1	(12.6)
Gain on equity instruments at fair value through profit or loss ⁴					–	8.6
Financing income ⁴					1.3	3.0
Financing costs ⁴					(18.4)	(35.8)
RCF termination costs ⁴					(8.3)	–
Profit/(loss) before income tax as reported in Group Consolidated Income Statement					22.7	(36.8)

1 There were no significant intercompany revenues between business segments.

2 'Underlying EBITDA' - presented as earnings before interest, taxation, depreciation and amortisation; before impairment, disposal, restructuring and Covid-related costs and related tax credits.

3 Certain central executive and support costs have been allocated against the operating results of each business segment.

4 Financial instruments at fair value through profit or loss, finance income/(costs), RCF termination costs and income tax expense are managed on a centralised basis. Therefore, these items are not allocated between business segments for the purposes of presenting information to the Chief Operating Decision Maker.

Notes to the Group Consolidated Financial Statements (continued)

for the period ended 30 July 2022

A reconciliation of IFRS EBITDA to Underlying EBITDA from continuing operations is shown below:

	ARYZTA Europe		ARYZTA Rest of World		Total Continuing Operations	
	2022 €m	2021 €m	2022 €m	2021 €m	2022 €m	2021 €m
Operating profit/(loss)	67.2	(16.3)	(19.1)	3.7	48.1	(12.6)
Depreciation	85.2	84.6	11.3	14.5	96.5	99.1
ERP amortisation	11.0	10.8	–	–	11.0	10.8
Amortisation of non-ERP intangible assets	11.5	12.0	4.8	5.7	16.3	17.7
IFRS EBITDA	174.9	91.1	(3.0)	23.9	171.9	115.0
Net loss on disposal of businesses	(0.2)	–	42.2	–	42.0	–
Loss on fixed asset disposals and impairments	2.4	3.8	–	0.5	2.4	4.3
Disposal and restructuring-related costs	2.4	44.9	0.1	7.9	2.5	52.8
COVID-19 related costs	–	0.7	–	0.6	–	1.3
Underlying EBITDA	179.5	140.5	39.3	32.9	218.8	173.4

Notes to the Group Consolidated Financial Statements (continued)

for the period ended 30 July 2022

II) Segment revenue by location	2022 €m		2021 €m	
	Revenue	% of Group Revenue	Revenue	% of Group Revenue
Switzerland (ARYZTA's country of domicile)	220.7	12.6%	194.2	12.7%
Germany	507.4	28.9%	457.4	30.0%
France	253.7	14.4%	170.5	11.2%
Other ¹	549.3	31.3%	462.1	30.3%
ARYZTA Europe segmental revenue	1,531.1	87.2%	1,284.2	84.2%
ARYZTA Rest of World segmental revenue²	225.0	12.8%	241.2	15.8%
ARYZTA Group continuing operations revenue³	1,756.1	100.0%	1,525.4	100.0%

1. Other includes foreign countries in the Europe segment which individually did not represent greater than 10% of ARYZTA Group continuing operations revenue in the current or prior financial period.

2. No country in the Rest of World segment represented greater than 10% of the ARYZTA Group continuing operations revenue in the current or prior financial period on an individual country basis.

3. For the purposes of this analysis, customer revenues are allocated based on geographic location of vendor.

One single external customer represented 16% of the ARYZTA Group continuing operations revenue in the current financial period (2021: 17%). No other customer represented more than 10% of the ARYZTA Group continuing operations revenue in the current and prior financial period. These revenues were earned across all of the Group's operating segments in the current and prior financial periods. There is no significant credit risk associated with receivables from this customer.

III) Segment revenue by product	ARYZTA Europe		ARYZTA Rest of World		Total Continuing Operations	
	2022 €m	2021 €m	2022 €m	2021 €m	2022 €m	2021 €m
Bread Rolls & Artisan Loaves	678.0	594.7	153.3	177.0	831.3	771.7
Sweet Baked & Morning Goods	521.2	426.2	64.7	59.7	585.9	485.9
Savoury & Other	331.9	263.3	7.0	4.5	338.9	267.8
Revenue	1,531.1	1,284.2	225.0	241.2	1,756.1	1,525.4

IV) Segment revenue by channel	ARYZTA Europe		ARYZTA Rest of World		Total Continuing Operations	
	2022 €m	2021 €m	2022 €m	2021 €m	2022 €m	2021 €m
QSR	170.3	133.9	162.2	176.6	332.5	310.5
Retail	907.0	808.7	27.5	24.9	934.5	833.6
Other Foodservice	453.8	341.6	35.3	39.7	489.1	381.3
Revenue	1,531.1	1,284.2	225.0	241.2	1,756.1	1,525.4

Notes to the Group Consolidated Financial Statements (continued)

for the period ended 30 July 2022

V) Segment assets	ARYZTA Europe		ARYZTA Rest of World		ARYZTA Group	
	2022 €m	2021 €m	2022 €m	2021 €m	2022 €m	2021 €m
Segment assets	1,637.1	1,618.3	161.0	245.9	1,798.1	1,864.2
Reconciliation to total assets as reported in Group Consolidated Balance Sheet						
Deferred income tax assets					37.2	28.4
Derivative financial instruments					1.5	0.2
Cash and cash equivalents					245.8	170.9
Total assets as reported in Group Consolidated Balance Sheet					2,082.6	2,063.7

VI) Segment liabilities	ARYZTA Europe		ARYZTA Rest of World		ARYZTA Group	
	2022 €m	2021 €m	2022 €m	2021 €m	2022 €m	2021 €m
Segment liabilities	496.9	442.7	52.5	92.5	549.4	535.2
Reconciliation to total liabilities as reported in Group Consolidated Balance Sheet						
Interest-bearing bank loans and borrowings (excluding leases)					409.7	236.4
Derivative financial instruments					4.8	0.5
Current and deferred income tax liabilities					186.3	189.5
Total liabilities as reported in Group Consolidated Balance Sheet					1,150.2	961.6

Notes to the Group Consolidated Financial Statements (continued)

for the period ended 30 July 2022

	ARYZTA Europe		ARYZTA Rest of World		Total Continuing Operations	
	2022 €m	2021 €m	2022 €m	2021 €m	2022 €m	2021 €m
VII) Other segment information						
Capital expenditure						
– Property, plant and equipment	64.8	65.8	29.6	44.9	94.4	110.7
– Intangibles	6.3	3.6	0.2	0.1	6.5	3.7
Total capital expenditure	71.1	69.4	29.8	45.0	100.9	114.4

2.2 Segmental non-current assets

	ARYZTA Europe		ARYZTA Rest of World		ARYZTA Group	
	2022 €m	2021 €m	2022 €m	2021 €m	2022 €m	2021 €m
I) Segment non-current assets by segment						
IFRS 8 non-current assets ¹	1,388.7	1,404.2	135.1	112.4	1,523.8	1,516.6

¹ Non-current assets as reported under IFRS 8, Operating Segments, include all non-current assets as presented in the Group Consolidated Balance Sheet, with the exception of deferred taxes and derivative financial instruments.

	2022		2021	
	Non-current assets €m	% of Group non-current assets	Non-current assets €m	% of Group non-current assets
II) Segment non-current assets by location				
Switzerland (ARYZTA's country of domicile)	347.6	22.8%	322.9	21.3%
Germany	369.5	24.2%	396.6	26.2%
Ireland	189.9	12.5%	187.2	12.3%
Other ¹	481.7	31.6%	497.5	32.8%
ARYZTA Europe segmental non-current assets	1,388.7	91.1%	1,404.2	92.6%
ARYZTA Rest of World segmental non-current assets²	135.1	8.9%	112.4	7.4%
ARYZTA Group non-current assets	1,523.8	100.0%	1,516.6	100.0%

¹ Other includes foreign countries in the Europe segment which individually did not represent greater than 10% of ARYZTA Group non-current assets at the end of the current or prior financial year.

² No country in the Rest of World segment represented greater than 10% of the ARYZTA Group non-current assets in the current or prior financial year on an individual country basis.

Notes to the Group Consolidated Financial Statements (continued)

for the period ended 30 July 2022

3 Impairment, disposal, restructuring and COVID-19 related costs

In accordance with IAS 1, 'Presentation of Financial Statements', the Group Consolidated Income Statement is presented by function of expense.

Management has also identified certain impairment, disposal and restructuring related costs within each functional area, which are presented separately within the Financial Business Review. In order to enable comparability of the Group's underlying results and performance from period to period, the following reconciliation between the IFRS income statement and the amounts presented within the Financial Business Review is provided.

	IFRS Income Statement	Impairment, disposal & restructuring related costs	Non-ERP Intangible amortisation	Financial Business Review	IFRS Income Statement	Impairment, disposal & restructuring related costs	Covid-19 related costs	Non-ERP Intangible amortisation	Financial Business Review
	2022 €m	2022 €m	2022 €m	2022 €m	2021 €m	2021 €m	2021 €m	2021 €m	2021 €m
Continuing operations									
Revenue	1,756.1	–	–	1,756.1	1,525.4	–	–	–	1,525.4
Cost of sales	(1,205.8)	2.6	–	(1,203.2)	(1,058.5)	11.3	(0.2)	–	(1,047.4)
Distribution expenses	(231.8)	0.1	–	(231.7)	(214.4)	2.4	0.4	–	(211.6)
Gross profit	318.5	2.7	–	321.2	252.5	13.7	0.2	–	266.4
Selling expenses	(85.1)	0.4	–	(84.7)	(86.8)	2.4	0.3	–	(84.1)
Administration expenses	(143.3)	1.8	16.3	(125.2)	(178.3)	41.0	0.8	17.7	(118.8)
Net loss on disposal of businesses	(42.0)	42.0	–	–	–	–	–	–	–
Operating profit/(loss) of continuing operations	48.1	46.9	16.3	111.3	(12.6)	57.1	1.3	17.7	63.5

Notes to the Group Consolidated Financial Statements (continued)

for the period ended 30 July 2022

During the period ended 30 July 2022, the Group incurred the following impairment, disposal and restructuring related costs in respect of continuing operations, which are presented separately when providing information to the Chief Operating Decision Maker, as reflected within the presentation of segmental Underlying EBITDA within note 2. Furthermore, this metric forms the basis for the Trailing Twelve Month EBITDA utilised in calculating the Net Debt: EBITDA ratio for banking covenant compliance.

	Notes	ARYZTA Europe		ARYZTA Rest of World		Total Continuing Operations	
		2022 €m	2021 €m	2022 €m	2021 €m	2022 €m	2021 €m
Net loss on disposal of businesses	3.1	0.2	–	(42.2)	–	(42.0)	–
Net loss on fixed asset disposals and impairments	3.2	(2.4)	(3.8)	–	(0.5)	(2.4)	(4.3)
Total net loss on disposal of businesses and asset write-downs		(2.2)	(3.8)	(42.2)	(0.5)	(44.4)	(4.3)
Severance and other staff-related costs		(2.0)	(24.2)	–	(4.2)	(2.0)	(28.4)
Other costs including advisory		(0.4)	(7.1)	(0.1)	(1.2)	(0.5)	(8.3)
Legal & financial obligations related to takeover of Group, rejected by Board in Dec 2020		–	(13.6)	–	(2.5)	–	(16.1)
Total restructuring-related costs	3.3	(2.4)	(44.9)	(0.1)	(7.9)	(2.5)	(52.8)
COVID-19 related costs	3.4	–	(0.7)	–	(0.6)	–	(1.3)
Total impairment, disposal, restructuring and COVID-19 related costs		(4.6)	(49.4)	(42.3)	(9.0)	(46.9)	(58.4)

3.1 Net loss on disposal of businesses – continuing operations

During the period ended 30 July 2022, the Group successfully concluded the disposal of its Brazil business to Grupo Bimbo SAB de CV. In addition the Group completed the sale of an immaterial business in Europe. As the €108.4m proceeds received, net of associated transaction costs, were in excess of the €65.0m carrying value of the net assets disposed, combined with a €85.4m cumulative foreign currency translation loss since the initial investment, a loss on disposal before tax of €42.0m was recognised in the income statement. See note 4 for further details.

3.2 Loss on sale and impairment of fixed assets and investment property – continuing operations

During the period ended 30 July 2022, the Group recorded an impairment of €2.4m in the ARYZTA Europe segment (2021: €4.3m), primarily related to the write-down of building assets to recoverable value.

Notes to the Group Consolidated Financial Statements (continued) for the period ended 30 July 2022

3.3 Restructuring-related costs – continuing operations

During the period ended 30 July 2022, the Group has recognised costs, including providing for amounts as required by IAS 37, 'Provisions, Contingent Liabilities and Contingent Assets', in the Group Consolidated Income Statement as follows:

Severance and other staff-related costs

During the period ended 30 July 2022, the Group incurred €2.0m (2021: €28.4m) in severance and other staff-related costs. These costs primarily relate to employees whose services were discontinued as part of the Group's continued efficiency programs and the structural costs optimizations projects.

Other costs including advisory

During the period ended 30 July 2022, the Group incurred €0.5m (2021: €8.3m) in advisory and other costs primarily associated with ongoing bakery rationalisation and disposal transactions in Europe and Rest of World. During the prior period ended 31 July 2021, the Group incurred €16.1m in costs related to committed financial and legal services prior to the rejection by the Board of the proposed takeover of the Group in December 2020.

3.4 COVID-19 related costs - continuing operations

COVID-19 related costs were costs arising due to the effect of the COVID-19 pandemic, including any government-imposed restrictions impacting consumer demand and the production processes, net of any directly related government support. These costs were identified as quantifiable, distinguishable and separable from normal operations.

The Group did not incur any COVID-19 related costs during the period ended 30 July 2022. During the prior period ended 31 July 2021, the Group incurred COVID-19 related costs of €1.3m associated with furloughing employees and other incidental labour related costs and costs associated with implementing safety measures across the Group's bakery network.

Notes to the Group Consolidated Financial Statements (continued)

for the period ended 30 July 2022

4 Disposal groups held-for-sale

During October 2021, the Group successfully concluded the disposal of its Brazil business to Grupo Bimbo SAB de CV, which had been classified as a disposal group held-for-sale as of 31 July 2021.

In accordance with IFRS 5, 'Non-current Assets Held for Sale and Discontinued Operations', the net assets were measured at the lower of carrying amount and fair value less costs to sell at the period ended 31 July 2021. The Brazil business is part of the 'Rest Of World' segment and historically generated approximately 24% of annual revenue of the segment. In addition, the Group completed the sale of an immaterial business in Aryzta Europe.

A calculation of the loss on disposal of businesses is shown below:

	2022 €m
Property, plant and equipment	72.7
Goodwill and intangible assets	13.5
Inventory	4.4
Trade and other receivables	12.9
Income tax	0.6
Deferred tax assets	0.7
Assets disposed	104.8
Trade and other payables	(15.8)
Lease liabilities	(17.2)
Deferred tax liabilities	(6.8)
Liabilities disposed	(39.8)
Net assets disposed	65.0
Consideration	
Gross consideration, net of transaction costs	108.6
Net cash disposed	(0.2)
Total consideration	108.4
Translation reserve classification to income statement on disposal	(85.4)
Net loss on disposal before tax	(42.0)
Tax on disposal	(14.5)
Net loss on disposal after tax	(56.5)

As the €108.4m consideration received, net of associated transaction costs, was in excess of the €65.0m carrying value of the net assets disposed, combined with a €85.4m cumulative foreign currency translation loss since the initial investment, a loss on disposal before tax of €42.0m was recognised in the Group Consolidated Income Statement. Including directly attributable tax of €14.5m which was recognised in the income statement, the net loss on disposal after tax is €56.5m.

Before transaction costs of €1.5m which remain outstanding and are expected to be settled within the next 12 months, cash proceeds before tax in relation to these transactions received during the period ended 30 July 2022 were €109.9m. In addition, €3.1m of transaction costs payments directly related to the disposal of the North America discontinued operation sold during the prior financial year were incurred, resulting in net cash proceeds from disposal of businesses of €106.8m which were recorded in the Group Consolidated Cash Flow Statement during the period ended 30 July 2022.

Notes to the Group Consolidated Financial Statements (continued)

for the period ended 30 July 2022

In addition, income tax payments arising on disposal of businesses of €14.2m, have been recognised in the Group Consolidated Cash Flow Statement during the period ended 30 July 2022. During the period ended 30 July 2022, a total of €30.3m of income tax paid was recognised in the Group Consolidated Cash Flow Statement (2021: €16.6m), of which €16.1m is presented within net cash flows from operating activities (2021: €16.6m) and €14.2m is presented within net cash flows from investing activities (2021: Nil).

5 Discontinued operations

During the period ended 31 July 2021, the Board of Directors confirmed its intention to dispose of the Group's businesses in North America, in order to reduce debt levels, and in order to focus on the Group's Europe and APAC markets.

On 12 March 2021, the Group publicly announced the sale of its North American businesses in the USA and Canada to an affiliate of Lindsay Goldberg LLC for a cash consideration of US\$850m, which completed on 3 May 2021. After adjustments for cash, debt and working capital, net proceeds of €659.1m were recorded in the Group Consolidated Cash Flow Statement at 31 July 2021.

In accordance with IFRS 5, 'Non-current Assets Held for Sale and Discontinued Operations', as the ARYZTA North America business previously represented a significant component and separately reported segment of the Group, its results have been separately presented in the Group Consolidated Income Statement as Discontinued Operations, in both the current and prior periods.

Analysis of the loss after tax for the period from discontinued operations, is as follows:

	2022 €m	2021 €m
Revenue	–	794.3
Cost of sales	–	(603.6)
Distribution expenses	–	(82.6)
Gross profit	–	108.1
Selling expenses	–	(22.0)
Administration expenses	–	(74.1)
Net gain on disposal of businesses	–	4.6
Operating profit	–	16.6
Finance income	–	1.2
Finance costs	–	(4.0)
Profit before income tax	–	13.8
Income tax credit	–	4.6
Profit after tax from discontinued operations	–	18.4
Loss on disposal of discontinued operations	(1.0)	(189.3)
Income tax on loss on disposal of discontinued operations	–	(14.6)
Loss after tax for the period from discontinued operations	(1.0)	(185.5)

Notes to the Group Consolidated Financial Statements (continued)

for the period ended 30 July 2022

The major classes of assets and liabilities of ARYZTA North America disposed, the consideration received and a calculation of the loss on disposal during the period ended 31 July 2021 are as follows:

	2021 €m
Property, plant and equipment	403.0
Goodwill and intangible assets	426.8
Deferred income tax assets	24.6
Inventory	79.8
Trade and other receivables	152.3
Assets disposed	1,086.5
Leases	(74.2)
Deferred income tax liabilities	(29.9)
Trade and other payables	(189.6)
Liabilities disposed	(293.7)
Net assets disposed	792.8
Consideration	
Gross consideration, net of transaction costs	649.3
Net cash disposed	(1.9)
Total Consideration	647.4
Translation reserve classification to income statement on disposal	(43.9)
Net loss on disposal	(189.3)

A cumulative €43.9m foreign currency translation loss on net investment, related to this disposal group, was recognised through other comprehensive income since initial investment, and transferred to the loss on disposal in the income statement during the prior period ended 31 July 2021.

The Underlying EBITDA of discontinued operations has been reconciled to the operating profit from discontinued operations during the prior period ended 31 July 2021 as follows:

	2021 €m
Underlying EBITDA - discontinued operations	76.6
Depreciation	(28.1)
ERP amortisation	(2.5)
Underlying EBITA	46.0
Amortisation of non-ERP intangible assets	(25.7)
Net gain on disposal of businesses	4.6
Loss on fixed asset disposals and impairments	(0.8)
Restructuring-related costs	(2.8)
COVID-19 related costs	(4.7)
Operating profit - discontinued operations	16.6

Notes to the Group Consolidated Financial Statements (continued)

for the period ended 30 July 2022

Disposal, restructuring and COVID-19 related costs - discontinued operations

During the period ended 30 July 2022, the ARYZTA North America discontinued operation, reported a loss of €1.0m related to net loss on disposal of business. In addition, during the period ended 30 July 2022, the group made payments of €3.1m for transaction costs directly related to the disposal of the North America discontinued operation sold during the prior financial year and this is recognised as part of the €106.8m for Disposal of business, net of cash disposed, in the Group Consolidated Cashflow Statement.

During the period ended 31 July 2021, the Group completed the disposal of its non-core Pizza businesses within North America, which had been classified as a disposal group held-for-sale as of 1 August 2020. These businesses historically generated approximately 11% of the annual revenues of the segment. As the €18.6m proceeds received, net of associated transaction costs, were in excess of the €18.5m carrying value of the net assets disposed, combined with a €4.5m cumulative foreign currency translation gain since the initial investment, a gain on disposal of €4.6m was recognised in the income statement. Including €39.6m of lease liabilities disposed, the net debt consideration was €58.2m.

During the period ended 31 July 2021, the ARYZTA North America business incurred €2.8m in restructuring-related costs, of which €1.5m related to severance and other staff-related costs. These costs primarily related to the employees whose services were discontinued following business rationalisation decisions as part of the restructuring of the business. The business also incurred €1.3m during the period ended 31 July 2021 in advisory and other costs related to the business rationalisation.

The business incurred €4.7m of costs as a result of COVID-19 restrictions during the period ended 31 July 2021, which mainly related to costs associated with incidental labour related costs and incremental inventory write-offs incurred due to further restrictions within the Foodservice sector in the period.

Cash flow statement - discontinued operations

The net cash flows incurred by ARYZTA North America discontinued operations are as follows:

	2022 €m	(Restated) ¹ 2021 €m
Operating	–	31.3
Investing	(3.1)	654.0
Financing	–	(9.2)
Net cash (outflow)/inflow	(3.1)	676.1

¹ The prior period ended 31 July 2021 cash flow statement for discontinued operations has been restated for an accounting policy change presentation. Please refer to note 1, page 89 for details of the accounting policy change presentation restatement.

Notes to the Group Consolidated Financial Statements (continued)

for the period ended 30 July 2022

6 Financing income and costs

	2022 €m	2021 €m
Financing income - continuing operations		
Total financing income recognised in Group Consolidated Income Statement	1.3	3.0
Financing costs - continuing operations		
Interest cost on bank loans and overdrafts	(14.0)	(31.6)
Interest cost on lease liabilities	(4.4)	(4.2)
Total financing costs recognised in Group Consolidated Income Statement	(18.4)	(35.8)
RCF termination costs (note 22)	(8.3)	-

7 Other information

Group Consolidated Income statement by nature of cost through to operating profit - continuing operations	2022 €m	2021 €m
Revenue	1,756.1	1,525.4
Raw materials and consumables used	(818.3)	(677.2)
Employment costs (note 9)	(383.4)	(411.1)
Storage and distribution costs	(119.6)	(106.2)
Amortisation of intangible assets (note 2)	(27.3)	(28.5)
Depreciation of property, plant and equipment (note 2)	(96.5)	(99.1)
Light, heat and power	(66.6)	(47.1)
Operating lease rentals	(3.1)	(3.1)
Repairs and maintenance	(38.9)	(41.1)
Advertising and marketing	(2.6)	(7.3)
Research and development	(5.4)	(5.3)
Net loss on disposal of businesses (note 4)	(42.0)	-
Asset disposals and impairments (note 3)	(2.4)	(4.3)
Other restructuring-related costs (note 3)	(0.5)	(24.4)
COVID-19 related costs (note 3)	-	(1.3)
Government aid	0.6	10.7
Other direct and indirect costs	(102.0)	(92.7)
Operating profit/(loss) from continuing operations	48.1	(12.6)

Group revenue categories

Group revenue relates primarily to sale of products.

Notes to the Group Consolidated Financial Statements (continued)

for the period ended 30 July 2022

8 Directors' compensation

Please refer to the ARYZTA AG Compensation Report on pages 53 to 71 for details on the compensation process and compensation for the period of Directors and Group Executive Management. Also see compensation of key management disclosure as included in note 30.

9 Employment

Average number of persons employed by the Group during the year by function - continuing operations	2022	2021
Production	5,209	5,981
Sales and distribution	2,217	2,300
Management and administration	742	970
Average number of persons employed - continuing operations	8,168	9,251

Average number of persons employed by the Group during the year by region - continuing operations	2022	2021
Europe	7,069	7,183
Rest of World	1,099	2,068
Total Group - continuing operations	8,168	9,251

Employment costs of the Group - continuing operations	2022 €m	2021 €m
Wages and salaries	323.4	325.4
Social welfare costs	46.2	47.8
Severance and other staff-related costs (note 3)	2.0	28.4
Defined contribution plans (note 26)	5.3	5.9
Defined benefit plans - current service cost (note 26)	3.4	3.6
Defined benefit plans - past service cost (note 26)	(0.7)	(1.8)
Share-based payments (note 10)	3.8	1.8
Employment costs - continuing operations	383.4	411.1

10 Share-based payments

The Group has equity-based incentive awards outstanding under various ARYZTA Long-Term Incentive Plans ('LTIPs'). In addition, as detailed in the Compensation Report, since the November 2018 AGM, non-executive members of the Board of Directors have been compensated in the form of restricted shares or Restricted Stock Units ('RSUs') in respect of 40% of their fixed annual fees.

As the Group has no legal or constructive obligation to repurchase or settle the awards in cash, the equity instruments granted under these LTIPs are equity-settled share-based payments, as defined in IFRS 2 'Share-based Payment'.

During the period ended 30 July 2022, the Group granted Performance Share Units ('PSUs') to Group Executives and other members of senior management. Vesting of these awards is conditional on achievement of EBITA, ROIC and TSR targets during the associated performance periods ending in 2022, 2023 and 2024, as well as continued employment throughout the respective performance periods. The Group also granted Performance Share Units ('PSUs') to Group Executives and other members of senior management during the period ended 1 August 2020. Vesting of these awards is

Notes to the Group Consolidated Financial Statements (continued)

for the period ended 30 July 2022

conditional on achievement of EBITDA, ROIC and TSR targets during the associated performance periods ending in 2021, 2022 and 2023, as well as continued employment throughout the respective performance periods. Further details are set out on pages 53 to 71 in the Compensation Report.

The number of awards granted during the period, as included in the respective tables below, represents the target number of awards that could potentially vest. The actual vesting level will be determined based on the level of performance achieved during the applicable vesting period and applying the corresponding vesting multiple, ranging between 0 and 1.5, to the number of awards received by each participant.

The total cost reported in the Group Consolidated Income Statement in relation to equity-settled share-based payments is €3.8m (2021: €1.8m). The analysis of movements within the LTIP plans is as follows:

10.1 Performance Share Units and Restricted Stock Units

Restricted Stock Unit and Performance Share awards outstanding	Weighted conversion price 2022 in CHF	Number of equity entitlements 2022	Weighted conversion price 2021 in CHF	Number of equity entitlements 2021
Outstanding at beginning of the year	0.00	9,333,563	0.00	26,688,388
Granted during the year	0.00	4,407,088	—	—
Exercised during the year	0.00	(143,483)	0.00	(167,902)
Forfeited during the year	0.00	(562,406)	0.00	(17,186,923)
Outstanding at the end of the year	0.00	13,034,762	0.00	9,333,563
Vested at end of the year	—	—	—	—

Restricted Stock Unit and Performance Share awards outstanding by conversion price	Actual remaining life (years)	Conversion price in CHF	Number of equity entitlements
Issued during financial year 2020	7.2	0.00	8,776,705
Issued during financial year 2022	9.5	0.00	4,258,057
As of 30 July 2022	8.0	0.00	13,034,762

Awards relating to the PSUs granted during financial period ended 30 July 2022 were forfeited as certain employees exited the business before the vesting period ended. As the performance conditions associated with the PSUs awards granted during financial period 2019 were not met, these awards were forfeited during the period ended 31 July 2021.

The weighted average fair value assigned to PSUs issued during the period ended 30 July 2022 was CHF 1.08, which represents the full value of an ordinary share on the grant date, as the exercise price associated with these awards is nil and the expected dividend yield was 0.0%.

During the period ended 30 July 2022, the performance conditions associated with 143,483 RSUs were fulfilled (2021: 167,902). Therefore, these awards were approved as vested by the Remuneration Committee and were subsequently exercised by employees, in exchange for the same number of shares. The weighted average share price at the time of these exercises was CHF 1.07 (2021: CHF 0.46).

Notes to the Group Consolidated Financial Statements (continued)

for the period ended 30 July 2022

10.2 Options and option equivalents

Option Equivalent Plan awards	Weighted conversion price 2022 in CHF	Number of equity entitlements 2022	Weighted conversion price 2021 in CHF	Number of equity entitlements 2021
Outstanding at beginning of the year	8.57	4,646,183	2.62	22,610,768
Forfeited during the year	–	–	1.08	(17,964,585)
Expired during the year	8.50	(4,420,458)	–	–
Outstanding at the end of the year	9.93	225,725	8.57	4,646,183
Vested at end of the year	9.93	225,725	8.57	4,646,183

Option Equivalent Plan awards outstanding by conversion price	Actual remaining life (years)	Conversion price in CHF	Number of equity entitlements
Issued during financial year 2013	0.3	9.93	225,725
As of 30 July 2022	0.3	9.93	225,725

During the period ended 30 July 2022, vested options expired as the performance period of ten years had ended. The vested option awards still outstanding as of 30 July 2022 can be exercised no later than ten years after grant date. As the performance conditions associated with the option awards granted during financial period 2019 were not met, these awards were forfeited during the period ended 31 July 2021.

Notes to the Group Consolidated Financial Statements (continued)

for the period ended 30 July 2022

2023031612705

11 Income taxes

	2022 €m	2021 €m
Income tax (charge)/credit		
Current tax charge	(30.5)	(23.2)
Deferred tax credit (note 25)	9.7	9.7
Income tax charge - continuing operations	(20.8)	(13.5)
Reconciliation of average effective tax charge to applicable tax charge		
Profit/(loss) before income tax	22.7	(36.8)
Income tax on (profit)/loss for the year at 20.83% (2021: 20.83%) ¹	(4.7)	7.7
Income/(expenses) not taxable/(deductible) for tax purposes	(8.7)	(7.3)
Income subject to other rates of tax	(1.1)	(14.9)
Excess deferred tax assets not recognised / derecognised	(11.4)	(7.8)
Impact of impairment in group subsidiaries	–	7.7
Change in estimates and other prior year adjustments:		
– Current tax	0.9	0.4
– Deferred tax	4.2	0.7
Income tax charge - continuing operations	(20.8)	(13.5)
Income tax recognised in other comprehensive income		
Relating to foreign exchange translation effects	6.3	–
Relating to cash flow hedges	0.7	–
Relating to Group employee benefit plans actuarial loss/(gain) (note 25)	0.3	(0.9)
Tax recognised directly in other comprehensive income	7.3	(0.9)

¹ 20.83% is the standard rate of income tax applicable to trading profits in Zurich, Switzerland.

12 Proposed dividend

No dividend is planned to be proposed for the period ended 30 July 2022. No dividend was proposed or paid for the period ended 31 July 2021.

Notes to the Group Consolidated Financial Statements (continued)

for the period ended 30 July 2022

13 Earnings per share

	2022	2021
	€m	€m
Basic loss per share		
Profit/(loss) attributable to equity shareholders - continuing operations	1.9	(50.3)
Loss attributable to equity shareholders - discontinued operations	(1.0)	(185.5)
Profit/(loss) attributable to equity shareholders - total	0.9	(235.8)
Hybrid instrument dividend (note 27)	(45.2)	(46.2)
Loss used to determine basic EPS - continuing operations	(43.3)	(96.5)
Loss used to determine basic EPS - discontinued operations	(1.0)	(185.5)
Loss used to determine basic EPS - total	(44.3)	(282.0)
Weighted average number of ordinary shares	in Millions	in Millions
Ordinary shares outstanding at start of period ¹	991.8	991.1
Effect of exercise of equity instruments	0.1	0.2
Release of treasury shares as restricted shares	0.2	0.2
Weighted average ordinary shares used to determine basic EPS	992.1	991.5
Basic loss per share - continuing operations	(4.4) cent	(9.7) cent
Basic loss per share - discontinued operations	(0.1) cent	(18.7) cent
Basic loss per share	(4.5) cent	(28.4) cent
Diluted loss per share	€m	€m
Loss used to determine basic EPS - continuing operations	(43.3)	(96.5)
Loss used to determine basic EPS - discontinued operations	(1.0)	(185.5)
Loss used to determine basic EPS - total	(44.3)	(282.0)
Weighted average number of ordinary shares (diluted)	in Millions	in Millions
Weighted average ordinary shares used to determine basic EPS	992.1	991.5
Effect of equity-based incentives with a dilutive impact ²	–	–
Weighted average ordinary shares used to determine diluted EPS	992.1	991.5
Diluted loss per share - continuing operations	(4.4) cent	(9.7) cent
Diluted loss per share - discontinued operations	(0.1) cent	(18.7) cent
Diluted loss per share	(4.5) cent	(28.4) cent

¹ Issued share capital excludes treasury shares as detailed in note 27.

² In accordance with IAS 33, potential ordinary shares are treated as dilutive only when their conversion would decrease profit per share or increase loss per share from continuing operations. As the impacts related to the conversion of equity-based incentives would decrease the loss per share for the periods ended 30 July 2022 and 31 July 2021, no dilutive effect was taken during these periods.

In addition to the basic and diluted earnings per share measures required by IAS 33, 'Earnings Per Share', as calculated above, the Group also presents an underlying diluted earnings per share measure, in accordance with IAS 33 paragraph 73. This additional measure enables comparability of the Group's underlying results from period to period, without the impact of transactions that do not relate to the underlying business.

As shown below, for purposes of calculating this measure, the Group adjusts the loss used to determine basic EPS by the following items and their related tax impacts:

- excludes intangible amortisation, except ERP intangible amortisation;
- excludes impairment, disposal, restructuring and COVID-19 related costs; and
- excludes RCF termination costs.

Notes to the Group Consolidated Financial Statements (continued)

for the period ended 30 July 2022

	2022	2021
	€m	€m
Underlying diluted earnings per share		
Loss used to determine basic EPS - continuing operations	(43.3)	(96.5)
Amortisation of non-ERP intangible assets (note 2)	16.3	17.7
Tax on amortisation of non-ERP intangible assets (note 25)	(3.1)	(3.0)
Net loss on disposal of businesses (note 3)	42.0	–
Loss of fixed assets disposal and impairments (note 3)	2.4	4.3
Restructuring-related costs (note 3)	2.5	52.8
COVID-19 related costs (note 3)	–	1.3
Gain on equity instruments at fair value through profit or loss	–	(8.6)
RCF termination costs	8.3	–
Tax on net impairment, disposal, restructuring and Covid-related costs	20.5	(10.2)
Underlying net profit/(loss) - continuing operations	45.6	(42.2)
Loss used to determine basic EPS - discontinued operations	(1.0)	(185.5)
Amortisation of non-ERP intangible assets (note 5)	–	25.7
Tax on amortisation of non-ERP intangible assets	–	(5.9)
Loss on disposal of businesses (note 5)	–	(4.6)
Loss of sale and impairment of fixed assets (note 5)	–	0.8
Restructuring-related costs (note 5)	–	2.8
COVID-19 related costs (note 5)	–	4.7
Tax on net impairment, disposal and restructuring-related costs	–	20.1
Loss on disposal of discontinued operations (note 5)	1.0	189.3
Underlying net profit - discontinued operations	–	47.4
Underlying net profit - total	45.6	5.2
	in Millions	in Millions
Weighted average ordinary shares used to determine basic EPS	992.1	991.5
Underlying basic earnings per share - continuing operations	4.6 cent	(4.3) cent
Underlying basic earnings per share - discontinued operations	0.0 cent	4.8 cent
Underlying basic earnings per share - total	4.6 cent	0.5 cent
	in Millions	in Millions
Weighted average ordinary shares used to determine basic EPS	992.1	991.5
Effect of equity-based incentives with a dilutive impact ¹	5.9	–
Weighted average ordinary shares used to determine underlying diluted EPS	998.0	991.5
Underlying diluted earnings per share - continuing operations	4.6 cent	(4.3) cent
Underlying diluted earnings per share - discontinued operations	0.0 cent	4.8 cent
Underlying diluted earnings per share - total	4.6 cent	0.5 cent

¹ In accordance with IAS 33, potential ordinary shares are treated as dilutive only when their conversion would decrease profit per share or increase loss per share from continuing operations. As the impacts related to the conversion of equity-based incentives would decrease the loss per share for the period ended 31 July 2021, no dilutive effect was taken during this period.

Notes to the Group Consolidated Financial Statements (continued)

for the period ended 30 July 2022

14 Property, plant and equipment

	Land and buildings €m	Plant and Machinery €m	Motor Vehicles €m	Assets under construction €m	Right-of-use leased assets €m	Total €m
Net book value at 31 July 2021	294.9	403.9	0.5	16.5	134.0	849.8
Additions	14.6	23.2	0.1	41.5	15.0	94.4
Transfer from assets under construction	2.6	19.7	-	(22.3)	-	-
Transfer to assets held-for-sale (note 4)	(1.0)	(0.4)	-	-	-	(1.4)
Asset impairments (note 3)	-	(2.6)	-	-	-	(2.6)
Asset disposals	(0.2)	(1.1)	(0.2)	-	-	(1.5)
Transfer from investment properties (note 16)	2.8	-	-	-	-	2.8
Depreciation charge for year	(11.0)	(54.7)	(0.1)	-	(30.7)	(96.5)
Reclassifications	0.8	(0.8)	-	-	-	-
Translation adjustments	1.1	3.6	(0.1)	0.3	3.7	8.6
Net book value at 30 July 2022	304.6	390.8	0.2	36.0	122.0	853.6

At 30 July 2022

Cost	372.1	776.0	1.6	36.0	201.4	1,387.1
Accumulated depreciation	(67.5)	(385.2)	(1.4)	-	(79.4)	(533.5)
Net book value at 30 July 2022	304.6	390.8	0.2	36.0	122.0	853.6

	Land and buildings €m	Plant and Machinery €m	Motor Vehicles €m	Assets under construction €m	Right-of-use leased assets €m	Total €m
Net book value at 1 August 2020	386.2	694.2	1.0	40.8	201.2	1,323.4
Additions	4.5	25.1	-	63.0	38.6	131.2
Transfer from assets under construction	4.2	33.7	-	(37.9)	-	-
Disposals as part of business disposals	(69.1)	(256.8)	-	(22.4)	(54.7)	(403.0)
Transfer to disposal groups classified as held-for-sale	(12.3)	(13.5)	-	(28.4)	(17.4)	(71.6)
Transfer to assets held-for-sale (note 4)	(3.2)	-	-	-	-	(3.2)
Asset impairments (note 3)	(3.3)	(2.0)	-	-	(0.3)	(5.6)
Asset disposals	(2.1)	(1.9)	(0.2)	-	-	(4.2)
Depreciation charge for year	(13.1)	(77.6)	(0.4)	-	(36.1)	(127.2)
Translation adjustments	3.1	2.7	0.1	1.4	2.7	10.0
Net book value at 31 July 2021	294.9	403.9	0.5	16.5	134.0	849.8

At 31 July 2021

Cost	362.3	802.3	1.8	16.5	187.2	1,370.1
Accumulated depreciation	(67.4)	(398.4)	(1.3)	-	(53.2)	(520.3)
Net book value at 31 July 2021	294.9	403.9	0.5	16.5	134.0	849.8

Notes to the Group Consolidated Financial Statements (continued)

for the period ended 30 July 2022

15 Leases

The movement in the Group's right-of-use leased assets during the period is as follows:

	Land and Buildings €m	Plant and Machinery €m	Motor Vehicles €m	Total €m
At 31 July 2021, net carrying amount	104.1	8.9	21.0	134.0
Net additions	3.7	6.5	4.8	15.0
Depreciation charge for the period	(16.7)	(3.6)	(10.4)	(30.7)
Translation adjustment	3.0	0.4	0.3	3.7
At 30 July 2022, net carrying amount	94.1	12.2	15.7	122.0

	Land and Buildings €m	Plant and Machinery €m	Motor Vehicles €m	Total €m
At 1 August 2020, net carrying amount	165.7	8.8	26.7	201.2
Net additions	26.2	6.6	5.8	38.6
Arising on disposal of business, net carrying amount	(52.4)	(2.1)	(0.2)	(54.7)
Arising on disposal group held-for-sale	(16.9)	(0.2)	(0.3)	(17.4)
Depreciation charge for the period	(20.7)	(4.4)	(11.0)	(36.1)
Impairment of leased assets	(0.3)	–	–	(0.3)
Translation adjustment	2.5	0.2	–	2.7
At 31 July 2021, net carrying amount	104.1	8.9	21.0	134.0

Lease Liabilities

The movement in the Group's lease liabilities during the period is as follows:

	2022 €m	2021 €m
Balance at beginning of period	154.6	268.5
Net additions	15.0	38.6
Arising on disposal of business, net carrying amount	(17.2)	(113.9)
Payments	(33.8)	(47.6)
Discount unwinding	4.4	7.9
Translation adjustment	3.1	1.1
Balance at end of period	126.1	154.6
Presented in non-current interest bearing loans & borrowings (note 22)	97.9	109.1
Presented in current interest bearing loans & borrowings (note 22)	28.2	27.8
Presented in liabilities of disposal groups held-for-sale	–	17.7
Balance at end of period	126.1	154.6

Notes to the Group Consolidated Financial Statements (continued)

for the period ended 30 July 2022

Undiscounted lease liabilities

The table below shows analysis of the maturity profile of the undiscounted lease liabilities arising from the Group's leasing activities as at 30 July 2022. The projections are based on the foreign exchange rates applicable at the end of the relevant financial period:

	2022 €m	2021 €m
Within one year	28.9	33.5
Between one and two years	21.3	27.7
Between two and three years	16.5	21.5
Between three and four years	14.3	16.7
Between four and five years	11.5	14.5
Over five years	58.4	82.8
Total	150.9	196.7

Short term, low value and wholly variable leases

The Group avails of the exemption from capitalising lease costs for short-term leases and low-value assets where the relevant criteria are met. Wholly variable lease payments directly linked to sales or usage are also expensed as incurred. The following lease costs have been charged to the Group Consolidated Income Statement as incurred:

	2022 €m	2021 €m
Short term leases	1.9	2.5
Leases of low value assets	1.2	0.7
Wholly-variable lease payments	-	-
Total	3.1	3.1

Future possible cash outflows not included in the lease liability

Some leases contain break clauses or extension options to provide operational flexibility. Potential future undiscounted lease payments not included in the reasonably certain lease term, and therefore not included in lease liabilities, total €46.9m. Future increases or decreases in rentals linked to an index or rate are not included in the lease liability until the change in cash flows takes effect.

Notes to the Group Consolidated Financial Statements (continued)

for the period ended 30 July 2022

16 Investment properties

	2022 €m	2021 €m
Balance at beginning of period	3.7	6.4
Transfer to property, plant and equipment (note 14)	(2.8)	-
Disposals	(1.0)	(2.7)
Translation adjustment	0.1	-
Balance at end of period	-	3.7

Investment property is principally comprised of properties previously used in operations, which were transferred to investment property upon the determination that they would no longer be used in operations, but instead would be held as an investment for capital appreciation.

During the period ended 30 July 2022, a property in the ARYZTA Europe segment was disposed of for net cash consideration of €0.9m. As the proceeds received were lower than the €1.0m carrying value of the assets, this transaction resulted in a loss on disposal of €0.1m.

During the period ended 30 July 2022, resulting from a change in use to operations, a property in the ARYZTA Europe segment with a carrying value of €2.8m was transferred to property, plant and equipment.

During the period ended 31 July 2021, a property in the ARYZTA Europe segment was disposed of for net cash consideration of €2.9m. As the proceeds received were greater than the €2.7m carrying value of the assets, this transaction resulted in a gain on disposal of €0.2m.

The carrying value of investment properties at fair value was determined based on the results of independent valuations. The valuations were arrived at by reference to location, market conditions and status of planned disposals, and were performed by independent valuation experts holding recognised and relevant qualifications. The fair values of investment properties are considered a Level 3 fair value measurement. Rental income and operating expenses recognised related to these properties were not significant.

Notes to the Group Consolidated Financial Statements (continued)

for the period ended 30 July 2022

17 Goodwill and intangible assets

	Goodwill €m	Customer Relationships €m	Brands €m	Computer- related €m	ERP-related intangibles €m	Patents and other €m	Total €m
Net book value at 31 July 2021	520.1	67.8	1.0	11.2	58.2	2.0	660.3
Additions	-	0.2	-	0.9	5.4	-	6.5
Amortisation charge for the year	-	(13.7)	(0.2)	(1.9)	(11.0)	(0.5)	(27.3)
Translation adjustments	27.3	0.8	(0.1)	-	-	-	28.0
Net book value at 30 July 2022	547.4	55.1	0.7	10.2	52.6	1.5	667.5

At 30 July 2022

Cost	547.4	183.6	109.7	33.2	140.1	4.9	1,018.9
Accumulated amortisation	-	(128.5)	(109.0)	(23.0)	(87.5)	(3.4)	(351.4)
Net book value at 30 July 2022	547.4	55.1	0.7	10.2	52.6	1.5	667.5

	Goodwill €m	Customer Relationships €m	Brands €m	Computer- related €m	ERP-related intangibles €m	Patents and other €m	Total €m
Net book value at 1 August 2020	823.4	181.1	16.6	15.6	102.6	4.0	1,143.3
Additions	-	-	-	2.7	1.7	-	4.4
Asset impairments	-	-	-	(0.1)	-	-	(0.1)
Disposals as part of business disposals (note 5)	(315.7)	(77.0)	(8.7)	(3.8)	(32.8)	(1.4)	(439.4)
Transfer to disposal groups classified as held-for-sale (note 4)	(9.2)	(5.1)	-	-	-	-	(14.3)
Amortisation charge for the year	-	(33.4)	(6.8)	(2.7)	(13.2)	(0.6)	(56.7)
Translation adjustments	21.6	2.2	(0.1)	(0.5)	(0.1)	-	23.1
Net book value at 31 July 2021	520.1	67.8	1.0	11.2	58.2	2.0	660.3

At 31 July 2021

Cost	520.1	189.4	99.7	32.2	134.7	5.1	981.2
Accumulated amortisation	-	(121.6)	(98.7)	(21.0)	(76.5)	(3.1)	(320.9)
Net book value at 31 July 2021	520.1	67.8	1.0	11.2	58.2	2.0	660.3

Goodwill Impairment testing

Goodwill acquired through business combinations is allocated at acquisition to the cash-generating units ('CGUs'), or groups of CGUs, that are expected to benefit from the synergies of the business combination.

The Group tests goodwill for impairment annually, during the last quarter of the financial period, or more frequently if changes in circumstances indicate a potential impairment.

The business units shown in the following table represent the lowest level at which goodwill is monitored for internal management purposes. Accordingly, this is also the level at which the 2022 goodwill impairment testing was performed. The carrying amount of goodwill allocated to the relevant CGUs, as well as the key assumptions used in the 2022 impairment testing, are summarised as follows:

Notes to the Group Consolidated Financial Statements (continued)

for the period ended 30 July 2022

	Pre-tax discount rate 2022	Pre-tax discount rate 2021	Projection period 2022	Projection period 2021	Terminal growth rate 2022	Terminal growth rate 2021	Carrying Value 2022 €m	Carrying Value 2021 €m
North West Europe ¹	8.0%	7.3%	5 years	5 years	2.0%	1.9%	63.2	63.2
Germany and Other Europe	9.0%	8.1%	5 years	5 years	2.2%	2.1%	86.2	88.2
Switzerland	6.8%	6.1%	5 years	5 years	1.0%	0.7%	272.7	246.3
France	9.1%	7.6%	5 years	5 years	1.6%	1.5%	85.4	85.4
ARYZTA Europe							507.5	483.1
ARYZTA Rest of World	8.6%	7.9%	5 years	5 years	2.1%	1.8%	39.9	37.0
							547.4	520.1

1. The North West Europe CGU comprises businesses in Ireland, Netherlands and Denmark.

The recoverable amounts of CGUs are based on value-in-use calculations. These calculations use pre-tax cash flow projections based on expected future operating results and related cash flows at the time the impairment test is performed. These projections are based on current operating results of the individual CGU and an assumption regarding future organic growth. For the purposes of the calculation of value-in-use, the cash flows are projected based on current financial budgets, with additional cash flows in subsequent periods calculated using a terminal value methodology and discounted using the relevant rate, as disclosed in the table above.

Goodwill sensitivity analysis

A significant adverse change in the expected future operational results and cash flows may result in the value-in-use being less than the carrying amount of a CGU, which would result in an impairment. Key assumptions include management's estimates of the terminal growth rate, the discount rate, future revenue and profitability.

The terminal growth rates used approximate relevant long-term inflation rates and industry growth trends within each CGU. The discount rates used are based on the relevant risk-free rates, adjusted to reflect the risk associated with the respective future cash flows of that CGU.

Based on the results of the impairment testing undertaken, sufficient headroom exists for the CGUs, such that any reasonably possible movement in any of the underlying assumptions, including a reduction in the terminal growth rate by 1.0%, or increasing the discount rate by 1.0%, would not give rise to an impairment charge.

Revenue is projected to grow over the plan period in line with industry growth projections, consistent with external market data, with further assumed improvements in annual underlying EBITDA as the business recovers from the impact of COVID-19. EBITDA improvement within the Germany & Other Europe CGU also requires delivery of planned operating leverage and cost savings. A decrease of 1% in the revenue compound annual growth rate across the projection period, or a reduction in underlying EBITDA realised of 5% per annum across the projection period in each of the CGUs would not result in an impairment.

Notes to the Group Consolidated Financial Statements (continued)

for the period ended 30 July 2022

Intangible asset movements during the period ended 31 July 2021

During the period ended 31 July 2021, €439.4m of goodwill and intangible assets were de-recognised in relation to the disposal of businesses in North America. These included €315.7m related to goodwill, €87.1m related to customer-related, brand and other intangibles and €36.6m related to software. In addition, €14.3m of goodwill and intangible assets related to the Group's Brazil business were transferred to disposal group held-for-sale during the period ended 31 July 2021, comprising €9.2m of goodwill and €5.1m of customer-related intangible assets.

18 Investment in Picard

Following the partial disposal of the Group's previous joint venture investment in Picard, as of 1 August 2020 the Group retained a 4.6% interest in Picard, recorded as a financial investment at fair value, as well as a €10.0m vendor loan note receivable. The fair value had been measured using inputs not observable within the market, and was therefore within Level 3 of the fair value hierarchy.

During the prior period ended 31 July 2021, €10.0m was received on repayment of the vendor loan note and the Group also received a €1.1m dividend from the equity investment. In January 2021, ARYZTA completed the disposal of its remaining 4.6% shareholding in Picard for net proceeds of €24.3m. During the prior period ended 31 July 2021, a fair value gain through profit or loss of €8.6m was recorded in the Group Consolidated Income Statement in respect of this investment, comprising the gain on disposal of the investment and the dividend income received.

19 Inventory

	2022 €m	2021 €m
Raw materials	21.8	16.2
Finished goods	93.2	70.7
Packaging and other	5.4	4.6
Balance at end of period	120.4	91.5

During the period ended 30 July 2022, a total expense of €5.7m (2021: €6.3m) was recognised in the Group Consolidated Income Statement arising from write-down of inventory from continuing operations.

Notes to the Group Consolidated Financial Statements (continued)

for the period ended 30 July 2022

20 Trade and other receivables

	2022 €m	2021 €m
Non-current		
Other receivables	2.7	2.8
Balance at end of period	2.7	2.8
Current		
Trade receivables, net	103.9	98.8
VAT recoverable	15.7	14.4
Prepayments	13.8	15.8
Other receivables	19.1	22.1
Balance at end of period	152.5	151.1

21 Trade and other payables

	2022 €m	2021 €m
Non-current		
Other payables	15.3	13.8
Balance at end of period	15.3	13.8
Current		
Trade payables	205.1	147.2
Accruals and other payables ¹	176.9	172.5
Employee-related tax and social welfare	11.5	11.6
VAT payable	6.4	5.4
Balance at end of period	399.9	336.7

¹ Accruals and other payables consist primarily of balances due for goods and services received not yet invoiced and for staff compensation.

Trade payables includes €44.3m (2021: €19.4m) due to suppliers that have signed up to a supply chain financing programme, under which the suppliers can elect on an invoice by invoice basis to receive a discounted early payment from the partner bank rather than being paid in line with the agreed payment terms. If the option is taken, the Group's liability is assigned by the supplier to be due to the partner bank rather than the supplier. The value of the liability payable by the Group remains unchanged. The Group assesses the arrangement against indicators to assess if debts which vendors have sold to the funder under the supplier financing scheme continue to meet the definition of trade payables or should be classified as borrowings. At 30 July 2022, these payables met the criteria of trade payables.

Notes to the Group Consolidated Financial Statements (continued)

for the period ended 30 July 2022

22 Interest-bearing loans and borrowings

Details of the Group's interest bearing loans and borrowings are outlined below.

	2022 €m	2021 €m
Included in non-current liabilities		
Loans	409.7	54.0
Leases (note 15)	97.9	109.1
Non-current interest-bearing loans and borrowings	507.6	163.1
Included in current liabilities		
Loans	-	182.4
Leases (note 15)	28.2	27.8
Current interest-bearing loans and borrowings	28.2	210.2
Lease liabilities presented within disposal groups held-for-sale (note 15)		
	-	17.7
Total loans	409.7	236.4
Total leases	126.1	154.6
Total interest-bearing loans and borrowings	535.8	391.0

In September 2021, ARYZTA replaced its existing €800m Syndicated Revolving Credit Facility ('RCF') Agreement with a new five year €500m Syndicated RCF Agreement. In connection with this, the Group recognised €8.3m of costs in respect of the write-off of existing RCF capitalised borrowing costs.

An analysis of the movements in net debt during the periods ended 30 July 2022 and 31 July 2021, is shown below:

	31 July 2021 €m	Cash flows €m	Non-cash movements €m	Translation adjustment €m	30 July 2022 €m
Analysis of net debt					
Cash and cash equivalents	170.9	65.6	-	9.3	245.8
Loans	(236.4)	(149.0)	(11.0)	(13.3)	(409.7)
Leases (note 15)	(154.6)	29.4	2.2	(3.1)	(126.1)
Net debt	(220.1)	(54.0)	(8.8)	(7.1)	(290.0)
	1 August 2020 €m	Cash flows €m	Non-cash movements €m	Translation adjustment €m	31 July 2021 €m
Analysis of net debt					
Cash and cash equivalents	423.6	(258.5)	-	5.8	170.9
Loans	(1,165.8)	936.3	(7.3)	0.4	(236.4)
Leases (note 15)	(268.5)	39.7	75.3	(1.1)	(154.6)
Net debt	(1,010.7)	717.5	68.0	5.1	(220.1)

Notes to the Group Consolidated Financial Statements (continued)

for the period ended 30 July 2022

The terms of outstanding loans are as follows:

2022	Currency	Financial year of maturity	Nominal Value €m	Carrying amount €m
Schuldschein variable	EUR	2024	8.0	8.0
Schuldschein fixed	USD	2024	9.8	9.8
Syndicated Bank RCF	Various	2027	398.5	391.9
Total outstanding loans at 30 July 2022			416.3	409.7

1 All debt instruments above are unsecured.

2021	Currency	Financial year of maturity	Nominal Value €m	Carrying amount €m
Syndicated Bank RCF	Various	2023	45.0	36.0
State-sponsored Covid-related loans	Various	Various	21.9	21.9
Schuldschein Variable	EUR	2022	119.5	119.4
Schuldschein Variable	EUR	2024	8.0	8.0
Schuldschein Fixed	EUR	2022	33.0	33.0
Schuldschein Fixed	USD	2022	9.7	9.7
Schuldschein Fixed	USD	2024	8.4	8.4
Total outstanding loans at 31 July 2021			245.5	236.4

The weighted average effective interest rate in respect of the Group's interest-bearing loans was as follows:

	2022	2021
Total bank loans	1.8%	1.7%

Repayment schedule – loans (nominal values)	2022 €m	2021 €m
Less than one year	-	182.2
Between one and five years	416.3	63.3
After five years	-	-
	416.3	245.5

Notes to the Group Consolidated Financial Statements (continued)

for the period ended 30 July 2022

23 Financial instruments and financial risk

The fair values of financial assets, financial liabilities together with the carrying amounts shown in the balance sheet, are as follows:

	Fair value hierarchy	Fair Value through income statement 2022 €m	Fair value through OCI 2022 €m	Amortised cost 2022 €m	Total carrying amount 2022 €m	Fair value 2022 €m
Trade and other receivables (excluding prepayments)		–	–	125.7	125.7	125.7
Cash and cash equivalents		–	–	245.8	245.8	245.8
Derivative financial assets	Level 2	–	1.5	–	1.5	1.5
Total financial assets		–	1.5	371.5	373.0	373.0
Trade and other payables (excluding non-financial liabilities)		–	–	(397.3)	(397.3)	(397.3)
Bank borrowings	Level 2	–	–	(409.7)	(409.7)	(416.3)
Lease liabilities		–	–	(126.1)	(126.1)	(126.1)
Derivative financial liabilities	Level 2	–	(4.8)	–	(4.8)	(4.8)
Total financial liabilities		–	(4.8)	(933.1)	(937.9)	(944.5)

	Fair value hierarchy	Fair Value through income statement 2021 €m	Fair value through OCI 2021 €m	Amortised cost 2021 €m	Total carrying amount 2021 €m	Fair value 2021 €m
Trade and other receivables (excluding prepayments)		–	–	123.8	123.8	123.8
Cash and cash equivalents		–	–	170.9	170.9	170.9
Derivative financial assets	Level 2	–	0.2	–	0.2	0.2
Total financial assets		–	0.2	294.7	294.9	294.9
Trade and other payables (excluding non-financial liabilities)		–	–	(333.5)	(333.5)	(333.5)
Bank borrowings	Level 2	–	–	(236.4)	(236.4)	(245.5)
Lease liabilities		–	–	(136.9)	(136.9)	(136.9)
Derivative financial liabilities	Level 2	–	(0.5)	–	(0.5)	(0.5)
Total financial liabilities		–	(0.5)	(706.8)	(707.3)	(716.4)

Estimation of fair values

Set out below are the major methods and assumptions used in estimating the fair values of the financial assets and liabilities disclosed in the preceding tables.

Fair value hierarchy

The tables at the beginning of this note summarise the financial instruments carried at fair value, by valuation method. Fair value classification levels have been assigned to the Group's financial instruments carried at fair value. The different levels assigned are defined as follows:

- Level 1: Prices quoted in active markets
- Level 2: Valuation techniques based on observable market data
- Level 3: Valuation techniques based on unobservable inputs

Notes to the Group Consolidated Financial Statements (continued)

for the period ended 30 July 2022

Trade and other receivables/payables

Trade and other receivables are carried at amortised cost, less loss allowance. Trade and other payables are carried at amortised cost. For any trade and other receivables or payables with a remaining life of less than six months or demand balances, the carrying value, less impairment provision where appropriate, is deemed to approximate fair value.

Cash and cash equivalents, including short-term bank deposits

For short-term bank deposits and cash and cash equivalents, all of which have an original and remaining maturity of less than three months, the nominal amount is deemed to approximate fair value.

Derivatives (forward currency and commodity swap contracts)

Forward currency contracts are marked to market using quoted forward exchange rates, and commodity contracts are marked to market using observable market data and dealer quotes at the balance sheet date.

Interest-bearing loans and borrowings

For interest-bearing loans and borrowings with a contractual re-pricing date of less than six months, the nominal amount including accrued interest is considered to approximate fair value for disclosure purposes. For loans with a re-pricing date of greater than six months, the fair value is calculated based on the expected future principal and interest cash flows, discounted at appropriate current market interest rates.

Lease liabilities

Fair value is based on the present value of future cash flows discounted at market interest rates. In calculating the present value of future cashflows, the Group uses the incremental borrowing rate at the lease commencement date or the interest rate implicit in the lease, if this is readily determinable. Incremental borrowing rates are calculated using a portfolio approach, based on the risk profile of the entity holding the lease, the term and currency of the lease.

Risk exposures

Group risk management

Risk management is a fundamental element of the Group's business practice at all levels and encompasses different types of risks. This overall Group risk management process includes the performance of a risk assessment that is described in more detail in note 32. Financial risk management specifically is described in further detail below.

Financial risk management

The Group's international operations expose it to different financial risks that include:

- credit risks;
- liquidity risks;
- foreign exchange rate risks;
- interest rate risks; and
- commodity price risks.

The Group has a risk management programme in place, which seeks to limit the impact of these risks on the financial performance of the Group. The Board has determined the policies for managing these risks. It is the policy of the Board to manage these risks in a non-speculative manner.

Notes to the Group Consolidated Financial Statements (continued)

for the period ended 30 July 2022

Credit risk

Exposure to credit risk

Credit risk arises from credit issued to customers on outstanding receivables and outstanding transactions, as well as cash and cash equivalents, favourable derivative financial instruments and deposits with banks and financial institutions.

The Group has not pledged any financial assets as collateral for liabilities or contingent liabilities.

Cash and short-term bank deposits

Cash and short-term bank deposits are invested with institutions with the highest short-term credit rating, with limits on amounts held with individual banks or institutions at any one time. Management does not expect any losses from non-performance by these counterparties.

Trade and other receivables

The Group's exposure to credit risk is influenced mainly by the individual characteristics of each customer. There is no significant concentration of credit risk by dependence on individual customers or geographies. The Group has detailed procedures for monitoring and managing the credit risk related to its trade receivables based on experience, customer's track record and historic default rates. Significant financial difficulties of the debtor, probability that the debtor will enter bankruptcy or financial re-organisation and default in payments are considered to be indicators that the trade receivables is impaired. Individual risk limits are generally set by customer, and risk is only accepted above such limits in defined circumstances. The utilisation of credit limits is regularly monitored. Management does not expect any significant counterparty to fail to meet its obligations. The maximum exposure to credit risk is represented by the carrying amount of each asset.

The Group applies the simplified approach to providing for expected credit losses ('ECL') permitted by IFRS 9 Financial Instruments, which requires expected lifetime losses to be recognised from initial recognition of the trade receivables.

To measure the expected credit losses, trade receivables have been grouped based on shared credit risk characteristics and the days past due. The expected loss rates are based on the payment profiles of sales and the corresponding historical credit loss experience. The historical loss rates are adjusted to reflect current and forward-looking information on macroeconomic factors affecting the ability of customers to settle receivables.

The Group also manages credit risk through the use of a receivables purchase arrangement with a financial institution. Under the terms of this non-recourse agreement, the Group has transferred substantially all credit risk and control of certain trade receivables, amounting to €108.0m (2021: €85.4m). The Group has continued to also recognise an asset within Trade and other receivables, of €8.5m (2021: €7.2m), representing the fair value and maximum extent of its continuing involvement or exposure. This maximum exposure was determined based on a Reserve Calculation Ratio (approximately 8%), as per the terms of the receivables purchase arrangement. Total expenses associated with this receivables purchase agreement during the period ended 30 July 2022 were €1.5m (2021: €1.9m).

Notes to the Group Consolidated Financial Statements (continued)

for the period ended 30 July 2022

The undiscounted cash outflows required to repurchase these derecognised financial assets would be equal to the receivables transferred, net of the Group's remaining continuing involvement asset. The estimated maturity of any such cash outflows would be expected to be less than 6 months, as the Group's trade and other receivables are also generally settled in less than 6 months. As the carrying value of the receivables transferred and the continuing involvement retained both equal fair value, no gain or loss has arisen, either at the date of transfer or in connection with the Group's continuing involvement in these assets.

The carrying amount of financial assets, net of loss allowances, represents the Group's maximum credit exposure. The maximum exposure to credit risk at year-end was as follows:

	Carrying amount 2022 €m	Carrying amount 2021 €m
Cash and cash equivalents	245.8	170.9
Trade and other receivables	125.7	123.7
Derivative financial assets	1.5	0.2
	373.0	294.8

The maximum exposure to credit risk for trade receivables at the reporting date by geographic region was as follows:

	Carrying amount 2022 €m	Carrying amount 2021 €m
Europe	84.5	77.4
North America	-	0.7
Rest of World	19.4	20.7
	103.9	98.8

The aging of trade receivables at the reporting date was as follows:

	Gross 2022 €m	Loss allowances 2022 €m	Gross 2021 €m	Loss allowances 2021 €m
Not past due	82.0	1.4	82.9	1.3
Past due 0–30 days	21.1	0.3	15.5	0.7
Past due 31–120 days	2.9	0.6	3.0	0.6
Past due more than 121 days	1.5	1.3	2.8	2.8
	107.5	3.6	104.2	5.4

The analysis of movement in loss allowances in respect of trade receivables was as follows:

	2022 €m	2021 €m
Balance at beginning of period	5.4	10.2
Utilised during the year	(1.0)	(3.8)
Decrease in loss allowance during the financial year	(0.8)	(1.0)
Translation adjustment	-	-
Balance at end of period	3.6	5.4

Notes to the Group Consolidated Financial Statements (continued)

for the period ended 30 July 2022

Liquidity risk

Liquidity risk is the risk that the Group will not be able to meet its financial obligations as they fall due.

The Group's objective is to maintain a balance between flexibility and continuity of funding, so that not more than 40% of total bank borrowing facilities should mature in the next twelve-month period. At 30 July 2022, none of the Group's bank borrowings will mature within the next 12 months.

The following are the contractual maturities of financial liabilities, including estimated interest payments:

	Carrying amount €m	Contractual cash flows €m	6 mths or less €m	6 – 12 mths €m	1 – 2 years €m	2 – 5 years €m	More than 5 years €m
2022							
Non-derivative financial liabilities							
Fixed rate bank loans	(9.8)	(10.5)	(0.2)	(0.2)	(10.1)	-	-
Variable rate bank loans	(399.9)	(455.0)	(5.9)	(5.9)	(19.7)	(423.5)	-
Lease liabilities	(126.1)	(150.9)	(16.8)	(12.1)	(21.3)	(42.3)	(58.4)
Trade and other payables	(397.3)	(397.3)	(364.7)	(17.3)	(12.0)	(0.8)	(2.5)
Derivative financial instruments							
Financial instruments used for hedging							
– Inflows	125.7	125.7	108.6	14.4	2.7	-	-
– Outflows	(130.5)	(130.6)	(112.8)	(15.1)	(2.7)	-	-
	(937.9)	(1,018.6)	(391.8)	(36.2)	(63.1)	(466.6)	(60.9)
2021							
Non-derivative financial liabilities							
Fixed rate bank loans	(51.0)	(52.8)	(43.6)	(0.2)	(0.4)	(8.6)	-
Variable rate bank loans	(185.4)	(196.4)	(140.8)	(0.4)	(45.2)	(9.9)	-
Lease liabilities	(154.6)	(196.7)	(16.7)	(16.8)	(27.7)	(52.7)	(82.8)
Trade and other payables	(333.5)	(333.5)	(300.3)	(19.4)	(11.4)	(0.9)	(1.5)
Derivative financial instruments							
Financial instruments used for hedging							
– Inflows	103.7	103.7	102.6	1.1	-	-	-
– Outflows	(104.1)	(104.1)	(102.9)	(1.1)	-	-	-
	(724.9)	(779.8)	(501.7)	(36.8)	(84.7)	(72.1)	(84.3)

Notes to the Group Consolidated Financial Statements (continued)

for the period ended 30 July 2022

Accounting for derivatives and hedging activities

The fair value of derivative financial assets and liabilities at the balance sheet date is set out in the following table:

	Assets 2022 €m	Liabilities 2022 €m	Assets 2021 €m	Liabilities 2021 €m
Cash flow hedges				
Currency forward contracts	0.1	(2.0)	0.2	(0.5)
Commodity contracts	1.4	(2.8)	-	-
At end of period	1.5	(4.8)	0.2	(0.5)

Cash flow hedges

Cash flow hedges are hedges of highly probable forecasted future income or expenses. In order to qualify for hedge accounting, the Group is required to document the relationship between the item being hedged and the hedging instrument and demonstrate, at inception, that the hedge relationship will be highly effective on an ongoing basis. The hedge relationship must be tested for effectiveness on subsequent reporting dates. The impact on the Group Consolidated Statement of Comprehensive Income is on page 80.

There is no significant difference between the timing of the cash flows and the income statement effect of cash flow hedges. The fair value included in the hedging reserve will primarily be released to the Consolidated Income Statement within 6 months (2020: 6 months) of the balance sheet date.

Market risk

Market risk is the risk that changes in market prices and indices, such as foreign exchange rates and interest rates, will affect the Group's income or the value of its holdings of financial instruments.

Foreign exchange risk

In addition to the Group's operations carried out in eurozone economies, it has significant operations in the UK and Switzerland. As a result, the Group Consolidated Balance Sheet is exposed to currency fluctuations including, in particular, Sterling, US dollar and Swiss franc movements. The Group manages its balance sheet having regard to the currency exposures arising from its assets being denominated in a wide range of currencies.

Net investment hedges

As part of its approach towards mitigating its exposure to foreign currency risk, the Group will, when required, fund foreign currency investments in the currency of the related assets.

These relationships are typically designated by the Group as net investment hedges of foreign currency exposures on net investments in foreign operations using the borrowings as the hedging instrument. These hedge designations allow the Group to mitigate the risk of foreign currency exposures on the carrying amount of net assets in foreign operations in its Group consolidated financial statements.

Notes to the Group Consolidated Financial Statements (continued)

for the period ended 30 July 2022

The borrowings designated in net investment hedge relationships are measured at amortised cost, with the effective portion of the change in value of the borrowings being recognised directly through other comprehensive income in the foreign currency translation reserve. Any ineffectiveness arising on such hedging relationships is recognised immediately in the income statement.

Foreign currency contracts

The Group also hedges a portion of its transactional currency exposure through the use of currency swaps. Transactional exposures arise from sales or purchases by an operating unit in currencies other than the unit's functional currency. The Group uses forward currency contracts to eliminate the currency exposures on certain foreign currency purchases. The forward currency contracts must be in the same currency and match the settlement terms of the hedged item.

The following table details the Group's exposure to transactional foreign currency risk at 30 July 2022:

2022 in Millions	GBP	USD	CHF	EUR	Other	Total
Trade receivables	10.2	0.1	-	4.1	-	14.4
Other receivables	-	-	-	-	-	-
Cash and cash equivalents	1.5	2.6	0.2	5.2	0.9	10.4
Trade payables	(2.6)	(0.4)	-	(16.3)	(0.1)	(19.4)
Other payables	(1.7)	(0.1)	-	(2.7)	(0.2)	(4.7)
Derivative financial instruments	(0.1)	-	(1.7)	-	(1.8)	(3.6)
At 30 July 2022	7.3	2.2	(1.5)	(9.7)	(1.2)	(2.9)

The following table details the Group's exposure to transactional foreign currency risk at 31 July 2021:

2021 in Millions	GBP	USD	CHF	EUR	Other	Total
Trade receivables	10.7	0.3	6.4	16.0	1.4	34.8
Other receivables	-	-	-	-	-	-
Cash and cash equivalents	0.4	2.5	0.1	8.2	0.5	11.7
Trade payables	(2.0)	(0.4)	(0.3)	(17.2)	(2.2)	(22.1)
Other payables	(1.9)	(0.9)	-	(9.9)	(1.2)	(13.9)
Derivative financial instruments	-	-	-	0.1	-	0.1
At 31 July 2021	7.2	1.5	6.2	(2.8)	(1.5)	10.6

Notes to the Group Consolidated Financial Statements (continued)

for the period ended 30 July 2022

Currency sensitivity analysis

A 10% strengthening or weakening of the euro against the foreign currencies below at 30 July 2022 would have increased/(decreased) equity and profit or loss by the amounts shown below. This analysis assumes that all other variables, in particular interest rates, remain constant. The analysis is performed on the same basis as in the prior year.

	10% strengthening income statement €m	10% strengthening equity €m	10% weakening income statement €m	10% weakening equity €m
2022				
GBP	(0.7)	–	0.7	–
USD	(0.2)	0.9	0.2	(1.0)
CHF	–	0.2	–	(0.2)
At 30 July 2022	(0.9)	1.1	0.9	(1.2)

	10% strengthening income statement €m	10% strengthening equity €m	10% weakening income statement €m	10% weakening equity €m
2021				
GBP	(0.7)	(0.4)	0.7	0.5
USD	(0.1)	(0.3)	0.2	0.3
CHF	(0.6)	–	0.6	–
At 31 July 2021	(1.4)	(0.7)	1.5	0.8

The impact on equity from changing exchange rates results principally from foreign currency loans designated as net investment hedges. This impact would be offset by the revaluation of the hedged net assets, which would also be recorded in equity.

Interest rate risk

The Group's debt bears both variable and fixed rates of interest as per the original contracts. Fixed rate debt is achieved through the issuance of fixed rate debt or the use of interest rate swaps. At 30 July 2022, the interest rate profile of the Group's interest-bearing financial instruments was as follows:

	Carrying amount 2022 €m	Carrying amount 2021 €m
Fixed rate instruments		
Bank borrowings	(9.8)	(51.0)
Lease liabilities	(126.1)	(154.6)
	(135.9)	(205.6)
Variable rate instruments		
Cash and cash equivalents	245.8	170.9
Bank borrowings	(399.9)	(185.4)
Total interest-bearing financial instruments	(290.0)	(220.1)

Notes to the Group Consolidated Financial Statements (continued)

for the period ended 30 July 2022

Cash flow sensitivity analysis for variable rate liabilities

A change of 50 bps in interest rates at the reporting date would have had the effect as shown below on the Group Consolidated Income Statement and equity. This analysis assumes that all other variables, in particular interest earned on cash and cash equivalents and foreign currency exchange rates, remain constant. The analysis is performed on the same basis as in the prior year.

	Principal amount €m	Impact of 50 bp increase on income statement €m
2022		
Variable rate bank borrowings	(399.9)	(2.0)
Cash flow sensitivity, net	(399.9)	(2.0)

	Principal amount €m	Impact of 50 bp increase on income statement €m
2021		
Variable rate bank borrowings	(185.4)	(0.9)
Cash flow sensitivity, net	(185.4)	(0.9)

Commodity price risk

The Group purchases and sells certain commodities for the purposes of receipt or delivery and uses derivative contracts to protect itself from movements in prices other than exchange differences. Where a commodity contract is not entered into, or does not continue to be held, to meet the Group's own purchase, sale or usage requirements, it is treated as a derivative financial instrument, and the recognition and measurement requirements of IFRS 9 are applied.

Where contracts are entered into and continue to be held for the purpose of the receipt or delivery of the non-financial item, in accordance with the business unit's expected purchase, sale or usage requirements, they are classified as 'own use' contracts. 'Own use' contracts are outside the scope of IFRS 9, 'Financial Instruments', and are accounted for on an accrual basis.

Notes to the Group Consolidated Financial Statements (continued)

for the period ended 30 July 2022

24 Deferred income from government grants

	2022 €m	2021 €m
At beginning of period	4.1	7.6
Repaid during the year	(0.8)	-
Arising on business disposals	-	(0.2)
Recognised in Group Consolidated Income Statement	(1.6)	(3.3)
Translation adjustment	(0.1)	-
At end of period	1.6	4.1

25 Deferred income tax

The deductible and taxable temporary differences at the balance sheet date, in respect of which deferred income tax has been recognised, are analysed as follows:

	2022 €m	2021 €m
Deferred income tax assets (deductible temporary differences)		
Property, plant and equipment and ERP	5.8	4.6
Employee compensation	2.9	1.9
Pension related	5.5	4.2
Financing related	1.1	0.1
Tax loss carry-forwards and tax credits	16.6	13.4
Other	5.3	4.2
	37.2	28.4
Deferred income tax liabilities (taxable temporary differences)		
Property, plant and equipment and ERP	(69.9)	(69.1)
Intangible assets	(13.6)	(16.4)
Pension related	(5.7)	(4.6)
Financing related	(3.2)	(9.2)
Other	(6.2)	(7.3)
	(98.6)	(106.6)

Unrecognised deferred income taxes

The deductible temporary differences, as well as the unused tax losses and tax credits, for which no deferred tax assets are recognised expire as follows:

	2022 €m	2021 €m
Within one year	0.1	-
Between one and five years	227.1	0.8
After five years	337.7	543.3
Total unrecognised tax losses	564.9	544.1

Deferred income tax liabilities of €3.7m (2021: €3.0m) have not been recognised for withholding tax and other taxes that would be payable on the unremitted earnings of certain subsidiaries, as the timing of the reversal of these temporary differences is controlled by the Group and it is probable that the temporary differences will not reverse in the foreseeable future.

Notes to the Group Consolidated Financial Statements (continued)

for the period ended 30 July 2022

Movements in net deferred tax assets/(liabilities), during the period, were as follows:

	Intangible assets €m	Property, plant & equipment and ERP €m	Employee compensation €m	Pension related €m	Financing related €m	Tax losses and credits €m	Other €m	Total	Discontinued Operations	Total
2022										
At 31 July 2021	(16.4)	(64.5)	1.9	(0.4)	(9.1)	13.4	(3.1)	(78.2)	–	(78.2)
Recognised in Group Consolidated Income Statement	3.1	0.9	0.8	–	0.6	1.8	2.5	9.7	–	9.7
Recognised in Group Consolidated Statement of Comprehensive Income	–	–	–	0.3	7.0	–	–	7.3	–	7.3
Translation adjustments and other	(0.3)	(0.5)	0.2	(0.1)	(0.6)	1.4	(0.3)	(0.2)	–	(0.2)
At 30 July 2022	(13.6)	(64.1)	2.9	(0.2)	(2.1)	16.6	(0.9)	(61.4)	–	(61.4)

	Intangible assets €m	Property, plant & equipment and ERP €m	Employee compensation €m	Pension related €m	Financing related €m	Tax losses and credits €m	Other €m	Total	Discontinued Operations	Total
2021										
At 1 August 2020	(21.1)	(69.9)	1.7	0.7	(10.3)	6.5	(0.7)	(93.1)	(5.8)	(98.9)
Recognised in Group Consolidated Income Statement	3.0	–	0.2	(0.2)	1.2	6.8	(1.3)	9.7	1.0	10.7
Recognised in Group Consolidated Statement of Comprehensive Income	–	–	–	(0.9)	–	–	–	(0.9)	–	(0.9)
Transferred to disposal groups held-for-sale (note 4)	1.7	5.4	–	–	–	–	(0.7)	6.4	–	6.4
Disposal as part of discontinued operations	–	–	–	–	–	–	–	–	5.3	5.3
Translation adjustments and other	–	–	–	–	–	0.1	(0.4)	(0.3)	(0.5)	(0.8)
At 31 July 2021	(16.4)	(64.5)	1.9	(0.4)	(9.1)	13.4	(3.1)	(78.2)	(0.0)	(78.2)

26 Employee benefits

The Group operates a number of defined benefit and defined contribution pension plans in various jurisdictions. The Group operates five of the defined benefit plans in Switzerland, two in France and one in Germany. The majority of plans are externally funded with plan assets held in corresponding separate trustee-administered funds, governed by local regulations and practice in each country.

The trustees of the various pension funds are required by law to act in the best interests of the plan participants and are responsible for investment strategy and plan administration. The level of benefits available to members depends on length of service and either their average salary over their period of employment, their salary in the final years leading up to retirement or in some cases historical salaries, depending on the rules of the individual plan.

Notes to the Group Consolidated Financial Statements (continued)

for the period ended 30 July 2022

Long-term employee benefits included in the Group Consolidated Balance Sheet comprises the following:

	2022 €m	2021 €m
Total deficit in defined benefit plans	3.2	0.8
Other ¹	3.3	3.2
Total	6.5	4.0

1 Other includes provisions to meet unfunded pension fund deficiencies in a variety of insignificant subsidiaries.

The valuations of the defined benefit schemes used for the purposes of the following disclosures are those of the most recent actuarial reviews carried out at 30 July 2022 by an independent, qualified actuary. The valuations have been performed using the projected unit method.

Employee benefit plan risks

The employee benefit plans expose the Group to a number of risks, the most significant of which are:

Asset volatility

The plan liabilities are calculated using a discount rate set with reference to corporate bond yields. If assets underperform this yield, this will create a deficit. The plans hold a significant proportion of equities which, though expected to outperform corporate bonds in the long-term, create volatility and risk. The allocation to equities is monitored to ensure it remains appropriate given the long-term objectives of the plans.

Changes in bond yields

An increase in corporate bond yields will decrease the value placed on liabilities of the plans, although this will be partially offset by a decrease in the value of the bond holdings within the plans.

Life expectancy

In the event that members live longer than assumed, a further deficit will emerge.

The Group ensures that the investment positions are managed with an asset-liability matching ('ALM') framework that has been developed to achieve long-term investments that are in line with the obligations under the pension plans. Within this framework, the Group's ALM objective is to match assets to the pension obligations by investing in long-term fixed interest securities with maturities that match the benefit payments as they fall due and in the appropriate currency.

Financial assumptions

The main assumptions used were determined based on management experience and expectations in each country, as well as actuarial advice based on published statistics.

An average of these assumptions across all plans were as follows:

	2022	2021
Rate of increase in salaries	2.4%	2.0%
Discount rate on plan liabilities	1.8%	0.1%

Notes to the Group Consolidated Financial Statements (continued)

for the period ended 30 July 2022

The mortality assumptions imply the following life expectancies, in years, of an active member on retiring at age 65, 20 years from now:

	2022	2021
Male	23.7	23.3
Female	25.4	25.0

The mortality assumptions imply the following life expectancies, in years, of an active member, aged 65, retiring now:

	2022	2021
Male	21.7	21.7
Female	23.4	23.5

The weighted average duration of the defined benefit obligation were as follows:

	2022	2021	2020
Average duration of Defined benefit obligation (years)	14.8	15.5	15.5

The sensitivity of the defined benefit obligation to changes in the principal financial actuarial assumptions is set out below. The present value of the defined benefit obligation has been calculated using the projected unit credit method, which is the same as that applied in calculating the defined benefit obligation recognised in the Group Consolidated Balance Sheet. The impact on the defined benefit obligation as at 30 July 2022 is on the basis that only one principal financial actuarial assumption is changed, with all other assumptions remaining unchanged.

The impact of a change in the assumption of life expectancy has been measured as at 30 July 2022 in the sensitivity analysis. The method in preparing the sensitivity analysis did not change compared to the previous period.

Assumption	Change in Assumption	Impact on plan liabilities
Discount rate	Increase/decrease 0.5%	Decrease by 2.1% / increase by 2.7%
Salary growth rate	Increase/decrease 0.5%	Increase by 0.6% / decrease by 0.5%
Life expectancy	Increase/decrease 1 year	Increase by 0.7% / decrease by 0.6%

	2022	2021
	€m	€m
Net pension liability		
Total fair value of assets	83.5	78.5
Present value of plan liabilities	(86.7)	(79.3)
Deficit in the plans	(3.2)	(0.8)
Related net deferred tax liability (note 25)	(0.2)	(0.4)
Net pension liability	(3.4)	(1.2)

Notes to the Group Consolidated Financial Statements (continued)

for the period ended 30 July 2022

	Quoted €m	Non-quoted €m	2022 €m	2021 €m
Fair value of plan assets				
Cash and cash equivalents	2.4	-	2.4	1.8
Equity instruments	27.9	-	27.9	28.0
Debt instruments	31.8	0.1	31.9	28.6
Property	21.3	-	21.3	20.0
Other	-	-	-	0.1
Total fair value of assets	83.4	0.1	83.5	78.5

	2022 €m	2021 €m
Movement in the fair value of plan assets		
Fair value of plan assets at the beginning of the period	78.5	69.5
Interest income	0.1	0.2
Employer contributions	2.7	2.6
Employee contributions	2.3	2.3
Benefit payments made	(0.1)	(1.5)
Actuarial return on plan assets (excluding interest income)	(7.7)	5.9
Translation adjustments	7.7	(0.5)
Fair value of plan assets at the end of the period	83.5	78.5

	2022 €m	2021 €m
Movement in the present value of plan obligations		
Present value of plan obligations at the beginning of the period	(79.3)	(76.9)
Current service cost	(3.4)	(3.6)
Past service cost	0.7	1.8
Interest expense on plan obligations	(0.1)	(0.2)
Employee contributions	(2.3)	(2.3)
Benefit payments made	0.1	1.5
Actuarial changes in demographic and financial assumptions	10.9	1.5
Actuarial experience adjustments	(5.7)	(1.7)
Translation adjustments	(7.6)	0.6
Present value of plan obligations at the end of the period	(86.7)	(79.3)

	2022 €m	2021 €m
Movement in net liability recognised in the Group Consolidated Balance Sheet		
Net liability in plans at the beginning of the period	(0.8)	(7.4)
Current service cost (note 9)	(3.4)	(3.6)
Past service cost (note 9)	0.7	1.8
Employer contributions	2.7	2.6
Net interest expense	-	-
Actuarial (loss)/gain on Group defined benefit pension plans	(2.5)	5.7
Translation adjustments	0.1	0.1
Net liability in plans at the end of the period	(3.2)	(0.8)

The estimated contributions expected to be paid during the period ending 29 July 2023 in respect of the Group's defined benefit plans are €3.0m.

Notes to the Group Consolidated Financial Statements (continued)

for the period ended 30 July 2022

Analysis of defined benefit expense recognised in the Group Consolidated Income Statement	2022 €m	2021 €m
Current service cost (note 9)	3.4	3.6
Past service cost (note 9)	(0.7)	(1.8)
Non-financing expense	2.7	1.8
Expected return on Plan assets	(0.1)	(0.2)
Interest cost on Plan liabilities	0.1	0.2
Included in financing costs, net	-	-
Net charge to Group Consolidated Income Statement	2.7	1.8

Additionally, a charge of €5.3m (2021: €5.9m) was recorded in the Group Consolidated Income Statement - continuing operations in respect of the Group's defined contribution plans.

Defined benefit pension expense recognised in Group Consolidated Statement of Comprehensive Income	2022 €m	2021 €m
Return on plan assets (excluding interest income)	(7.7)	5.9
Experience losses on plan liabilities	(5.7)	(1.7)
Changes in demographic and financial assumptions	10.9	1.5
Actuarial (loss)/gain	(2.5)	5.7
Deferred tax effect of actuarial loss/(gain) (note 11)	0.3	(0.9)
Actuarial (loss)/gain recognised in Group Consolidated Statement of Comprehensive Income	(2.2)	4.8

History of experience gains and losses:	2022	2021
<i>Difference between expected and actual return on plan assets:</i>		
- Amount (in €m)	(7.7)	5.9
- % of Plan assets	(9.2)%	7.5%

<i>Experience losses on plan obligations:</i>		
- Amount (in €m)	(5.7)	(1.7)
- % of Plan obligations	(6.6)%	(2.1)%

<i>Total actuarial (losses)/gains recognised in Group Consolidated Statement of Comprehensive Income:</i>		
- Amount (in €m)	(2.5)	5.7
- % of Plan obligations	(2.8)%	7.2%

Notes to the Group Consolidated Financial Statements (continued)

for the period ended 30 July 2022

27 Shareholders equity

Registered shares of CHF 0.02 each – authorised, issued and fully paid	2022 in Millions in EUR	2022 in Millions	2021 in Millions in EUR	2021 in Millions
At beginning and end of period	993.1	17.0	993.1	17.0

In accordance with Article 4 of the Articles of Association (Conditional capital), the registered share capital may be increased at any time until 17 November 2023 in an amount not to exceed CHF 993,105.72 by issuing up to 49,655,286 fully paid-up registered shares with a par value of CHF 0.02 each (representing 5% of the currently issued share capital) through the direct or indirect issuance of shares, options or related subscription granted to members of the Board of Directors in lieu of cash fees, members of the Executive Management and employees of the Company and its Group companies.

In accordance with Article 5 of the Articles of Association (Authorised capital), the Board of Directors is authorised to increase the share capital of the Company at any time until 17 November 2023 by a maximum amount of CHF 1,986,211 by issuing of up to 99,310,572 fully paid up registered shares with a par value of CHF 0.02 each. A partial increase is permitted.

The Board of Directors is authorised to withdraw or limit the pre-emptive rights of the existing shareholders if the newly issued shares are used for the following purposes: (1) mergers, acquisitions (including take-overs) of companies, parts of companies or holdings, equity stakes (participation) or new investments planned by the Company, or the financing or re-financing of such transactions, (2) broadening the shareholder constituency, or (3) employee participations.

Treasury shares of CHF 0.02 each - authorised, called up and fully paid	2022 in '000s	2022 in EUR '000	2021 in '000s	2021 in EUR '000
At beginning of period	1,321	21	1,982	32
Release of treasury shares upon vesting and exercise of equity entitlements	(144)	(2)	(168)	(3)
Release of treasury shares as restricted shares	(359)	(6)	(493)	(8)
At end of period	818	13	1,321	21

During the period ended 30 July 2022, the performance conditions associated with 143,483 Restricted Stock Unit awards were fulfilled (2021: 167,902). Therefore, these awards were approved as vested by the Remuneration Committee and were subsequently exercised by employees, in exchange for the same number of shares. The weighted average share price at the time of these exercises was CHF 1.07 (2021: CHF 0.48).

In addition, during the period ended 30 July 2022, 359,188 shares were issued out of treasury shares, in respect of restricted shares for non-executive directors (2021: 493,492).

These shares were issued out of shares previously held in treasury by ARYZTA Grange Company UC, a wholly-owned subsidiary within the ARYZTA AG Group.

Notes to the Group Consolidated Financial Statements (continued)

for the period ended 30 July 2022

Other equity reserve

	2022 €m	2021 €m
At beginning of period	720.5	720.5
Redemption of perpetual callable subordinated instrument	(49.1)	-
At beginning and end of period	671.4	720.5

In April 2013, the Group raised CHF 400.0m through the issuance of a Perpetual Callable Subordinated Instrument ('Hybrid Instrument'), which was recognised at a carrying value of €319.4m within equity. This Hybrid Instrument has no maturity date, and as the first call option was not exercised by ARYZTA in April 2018, the coupon is now 6.045%, plus the SARON 3 months compound rate.

In October 2014, the Group raised CHF 190.0m through the issuance of a Hybrid Instrument. This Hybrid Instrument has no maturity date, and as the first call option was not exercised by ARYZTA in April 2020, the coupon is now 4.213%, plus the SARON 3 months compound rate.

In November 2014, the Group raised €250.0m through the issuance of an additional Hybrid Instrument. This Hybrid Instrument offers a coupon of 6.8% and has no maturity date, and as the first call option was not exercised by ARYZTA in March 2019, the coupon is now 6.77%, plus the 5 year euro swap rate.

The two Hybrid instruments issued during the year ended 31 July 2015 were recognised at a combined value of €401.0m within equity. In July 2022, the Group repurchased and cancelled €50.0m of the outstanding principal on its Euro Hybrid Instrument, for consideration of €48.0m. This resulted in a reduction in the other equity reserve of €49.1m and a gain in the retained deficit of €1.1m

As the Hybrid instruments have no maturity date and payment is at the option of ARYZTA, they are recognised within other equity reserves at historical cost, net of attributable transaction costs, until such time that management and the Board of Directors have approved settlement of the applicable instrument. Any difference between the amount paid upon settlement of these instruments and the historical cost is recognised directly within retained earnings.

Dividends on these Hybrid instruments accrue at the coupon rate applicable to each respective instrument on an ongoing basis; however, a contractual obligation to settle these dividends in cash only arises when a Compulsory Payment Event, such as payment of a cash dividend to equity shareholders, has occurred within the last twelve months.

Notes to the Group Consolidated Financial Statements (continued)

for the period ended 30 July 2022

Following the settlement of deferred, actual and compound dividends outstanding in October 2021, at 30 July 2022, €7.7m of unpaid hybrid dividends have been accrued on the Group Consolidated Balance Sheet. Because the Group had not paid a cash dividend to equity shareholders or to other hybrid instrument holders during the previous 12 months, as of 31 July 2021 the Group was under no contractual obligation to settle the Hybrid instrument dividends in cash. Therefore, these deferred dividends were not accrued as separate financial liabilities as of 31 July 2021, but instead remained within equity, in accordance with IAS 32 'Financial Instruments'.

Should a Compulsory Payment Event occur in the future, all Hybrid instrument deferred dividends will become due in cash.

Movements related to the Hybrid instrument dividends over the last two years were as follows:

	2022 €m	2021 €m
Balance at beginning of the period	(175.7)	(129.2)
Hybrid instrument dividend charge	(45.2)	(46.2)
Hybrid instrument dividends paid - actual	43.0	-
Hybrid instrument dividends paid - deferred and compound	172.0	-
Translation adjustments	(1.8)	(0.3)
Balance at end of period	(7.7)	(175.7)

Cash flow hedge reserve

The cash flow hedge reserve comprises of the effective portion of the cumulative net change in the fair value of cash flow hedging instruments.

Share-based payment reserve

This reserve comprises amounts credited to reserves in connection with equity awards, less the amount related to any such awards that become vested.

Foreign currency translation reserve

The foreign currency translation reserve comprises all foreign exchange differences, since the date of the Group's transition to IFRS, arising from translation of the net assets of the Group's non-euro-denominated functional currency operations into euro, the Group's presentation currency.

Capital and net debt management

The capital managed by the Group as at 30 July 2022 consists of total equity of €932.4m (2021: €1,102.1m) and net debt of €290.0m at 30 July 2022 (2021: €220.1m). The Group has set the following goals for the management of its capital and net debt:

- To maintain prudent Net Debt: EBITDA¹ and interest cover (EBITDA: Net interest, including Hybrid dividend¹) ratios to support a prudent capital base and ensure a long-term sustainable business.
- To achieve a return for investors in excess of the Group's weighted average cost of capital.
- To apply a dividend policy that takes into account the Group's financial performance and position, the Group's future outlook and other relevant factors including tax and other legal considerations.

Notes to the Group Consolidated Financial Statements (continued)

for the period ended 30 July 2022

In September 2021, the Group replaced its existing €800m Syndicated Revolving Credit Facility ('RCF') Agreement with a new five year €500m Syndicated RCF Agreement.

Under the new RCF Agreement the Group's financial covenants are as follows:

- Leverage covenant (Net Debt: EBITDA): maximum 3.5x
- Interest cover covenant (EBITDA: Net interest, including Hybrid dividend), minimum:
 - >1.50x – until 31 January 2022
 - >2.00x – until 31 July 2022
 - >3.00x – until 31 July 2023
 - >3.50x – until facility termination date in September 2026.

The covenants are summarised in the table below:

	FY 2021 ¹	H1 FY 2022	FY 2022
Leverage covenant (maximum)	6.0x	3.5x	3.5x
Interest cover covenant (minimum)	1.0x	1.5x	2.0x

¹ As per terms of previous €800m RCF Agreement.

The Group's key financial ratios at 30 July 2022 were as follows:

	FY 2022	FY 2021
Leverage covenant (Net Debt: EBITDA) ¹	1.01x	0.58x
Interest cover covenant (EBITDA: Net interest, including Hybrid dividend) ¹	3.17x	1.88x

¹ Calculated as per Syndicated Bank Facilities Agreement terms.

These ratios were complied with throughout the period ended 30 July 2022, and are reported to the Board of Directors at regular intervals through internal financial reporting.

No dividend is planned to be proposed for the period ended 30 July 2022.

28 Commitments

28.1 Capital commitments

Capital expenditure contracted for at the end of the period, but not yet incurred, is as follows:

	2022 €m	2021 €m
Property, plant and equipment	10.2	10.1
Intangible assets	0.2	–
Total - continuing operations	10.4	10.1

28.2 Other commitments

The Company is party to cross guarantees on ARYZTA Group borrowings. The Company has also guaranteed the liabilities of subsidiaries within the ARYZTA Group. The Company treats these guarantees as a contingent liability, until such time as it becomes probable that the Company will be required to make a payment under the guarantee.

Notes to the Group Consolidated Financial Statements (continued)

for the period ended 30 July 2022

29 Contingent liabilities

Letters of credit and guarantees

Letters of credit and guarantees amounting to €17.5 million are outstanding at 30 July 2022 (2021: €14.3 million). The Group does not expect any material loss to arise from these letters of credit or guarantees.

Litigation

The Group is subject to litigation risks and legal claims that arise in the ordinary course of business, for which the outcomes are not yet known. These claims are not currently expected to give rise to any material significant future cost or contingencies.

30 Related party transactions

During the period ended 30 July 2022, there were no trading balances owing to or owing from the Group from related parties (2021: Nil) and there were no transactions for provision of services rendered or received during the period ended 30 July 2022 (2021: Nil).

Compensation of key management

For the purposes of the disclosure requirements of IAS 24, 'Related Party Disclosures', the term 'key management personnel' (i.e. those persons having authority and responsibility for planning, directing and controlling the activities of the Group) comprises the Board of Directors and the Group Executive Management, which manage the business and affairs of the Group. A summary of the compensation to key management is as follows:

	2022 €m	2021 €m
Short-term employee benefits	4.1	13.6
Other long-term benefits	0.4	0.6
Long-term incentives (LTIP)	0.3	0.2
Total key management compensation	4.8	14.4

Amounts shown in the table above represent the ongoing wages, salaries and other compensation of Executive Management and the Board of Directors. Contractual obligations associated with the departure of former members of executive management totalling €3.7m is included for the period ended 31 July 2021. None of the non-executive members of the Board of Directors has fulfilled any operational management functions for companies of the ARYZTA Group in the three years immediately preceding the period.

Further detailed disclosure in relation to the compensation entitlements of the Board of Directors and Executive Management is provided in the Compensation Report on pages 53 to 71.

Notes to the Group Consolidated Financial Statements (continued)

for the period ended 30 July 2022

31 Post balance sheet events – after 30 July 2022

As of 30 September 2022, the date of approval of the Group consolidated financial statements by the Board of Directors, there have been no material significant events that would require adjustment or disclosure within the Group consolidated financial statements.

32 Risk assessment

The Board and senior management continue to invest significant time and resources in identifying specific risks across the Group, and in developing a culture of balanced risk minimisation. The Group has formal risk assessment processes in place through which risks are identified and associated mitigating controls are evaluated. These processes are driven by local management, who are best placed to identify the significant ongoing and emerging risks facing the business. The outputs of these risk assessment processes are subject to various levels of review by Group management and Internal Audit, and a consolidated Risk Map denoting the potential frequency, severity and velocity of identified risks is reviewed by the Board of Directors on at least an annual basis. Risks identified, and associated mitigating controls, are also subject to audit as part of various operational, financial, health and safety audit programmes.

33 Accounting estimates and judgements

The preparation of financial statements in conformity with IFRS requires management to make judgements, estimates and assumptions that affect the application of accounting policies and the reported amounts of assets and liabilities, income and expenses.

Information about significant areas of estimation, uncertainty, and critical judgements in applying accounting policies that have the most significant effect on the amounts recognised in the Group consolidated financial statements are described below:

Note	Name
Note 1	Going concern
Note 17	Goodwill and intangible assets
Note 15	Leases
Note 26	Employee benefits
Notes 11 & 25	Income taxes and deferred income tax

With COVID-19 continuing to have a significant impact on the macro-economic conditions in which the Group operates, in particular during the first half of the financial year, and supply chain disruptions during the second half of the financial year driving inflation across all inputs, the Directors have placed a particular focus on whether it is appropriate to adopt the going concern basis in preparing the financial statements for the period ended 30 July 2022. The Directors' analysis of whether use of the going concern basis is appropriate covers at least 12 months from the date of the financial statements, and is based on management's estimates and judgements, in particular in relation to the projected financial performance and liquidity of the business. Further detail on the Directors' analysis of the going concern basis is disclosed in note 1, page 90.

The Group tests annually whether goodwill and intangible assets have suffered any impairment, in accordance with the accounting policy. The recoverable amounts of cash-generating units (CGUs) have been determined based on value in use calculations. The value in use calculation is based on an estimate of future cash flows expected to

Notes to the Group Consolidated Financial Statements (continued)

for the period ended 30 July 2022

arise from the CGUs and these are discounted to net present value using an appropriate discount rate. The tests are dependent on management's estimates and judgements, in particular in relation to the forecasting of future cash flows, the discount rates applied to those cash flows, the expected long term growth rate of the applicable businesses and terminal values. Such estimates and judgements are subject to change as a result of changing economic conditions. Additional information in relation to impairment reviews, including headroom and sensitivity analysis is disclosed in note 17.

The Group applies estimation in determining the incremental borrowing rates for leases which has a significant impact on the lease liabilities and right-of-use assets recognised. Incremental borrowing rates are calculated using a portfolio approach, based on the risk profile of the entity holding the lease, the term and currency of the lease. The weighted average incremental borrowing rate applied to lease liabilities on the Group Consolidated Balance Sheet was 2.89% at 30 July 2022.

Judgement is involved in determining the lease term where there are extension or termination options. In determining the lease term, the Group considers all relevant factors that create an economic incentive for it to exercise the renewal or termination of the lease. The Group assesses at lease commencement date whether it is reasonably certain to exercise these options for leases. The Group reassesses whether it is reasonably certain to exercise them if there is a significant event or change in circumstances within its control. Details of the leasing arrangements of the Group are disclosed in note 15.

The estimation of and accounting for employee benefits involves judgements made on a country by country basis, in conjunction with independent actuaries in relation to various assumptions. Estimates are required in respect of uncertain future events including mortality rates of members and increase in pension payments linked to certain obligations and discount rates used in estimating the present value of the schemes assets and liabilities. Details of the financial position of the employee benefit schemes are set out in note 26.

Judgement and estimation is required in determining the income tax charge as the Group operates in multiple jurisdictions and the tax treatment of many items is uncertain with tax legislation being open to different interpretation. In addition, the Group is subject to uncertainties involving tax audits which can involve complex issues that can require extended periods to conclude. The Group considers these uncertain tax positions in the recognition of its income tax/deferred tax assets or liabilities. The Group uses in-house tax experts, professional firms and previous experience when assessing tax risks and the tax uncertainties have been measured using a probability weighted expected value approach. Details around income taxes are set out in note 11, and deferred taxes are set out in note 25.

Notes to the Group Consolidated Financial Statements (continued)

for the period ended 30 July 2022

34 Significant subsidiaries

A list of all of the Group's significant subsidiary undertakings, as at 30 July 2022 and 31 July 2021, are provided in the table below. For the purposes of this note a significant subsidiary is one that has third-party revenues equal to, or in excess of, 2% of total Group revenue and/or consolidated Group assets equal to, or in excess of, 2% of total Group assets.

Name	Nature of business	Currency	Share capital millions	Group % share 2022	Group % share 2021	Registered office
(a) Significant subsidiaries – Europe						
ARYZTA Food Solutions Ireland UC	Food distribution	EUR	0.635	100	100	1
ARYZTA Bakeries Ireland UC	Food manufacturing and distribution	EUR	131.860	100	100	1
ARYZTA Technology Ireland UC	Asset management company	EUR	0.000	100	100	1
Aryzta France SAS	Food distribution	EUR	28.750	100	100	2
Jallon SAS	Food distribution	EUR	0.312	100	100	2
France Distribution SAS	Food distribution	EUR	0.108	100	100	2
ARYZTA Food Solutions Schweiz AG	Food distribution	CHF	3.500	100	100	3
ARYZTA Bakeries Deutschland GmbH	Food manufacturing and distribution	EUR	3.072	100	100	4
ARYZTA Food Solutions GmbH	Food distribution	EUR	0.025	100	100	5
FSB Backwaren GmbH	Food manufacturing and distribution	EUR	0.614	100	100	6
Pré Pain B.V.	Food manufacturing and distribution	EUR	0.018	100	100	7
ARYZTA Polska Sp.z o.o.	Food manufacturing and distribution	PLN	69.174	100	100	8
Fornetti Kft	Food manufacturing and distribution	HUF	500.000	100	100	9
(b) Significant subsidiaries – Rest of World						
ARYZTA Australia Pty Limited	Food manufacturing and distribution	AUD	17.000	100	100	10
ARYZTA Do Brazil Alimentos Ltda ¹	Food manufacturing and distribution	BRL	N/A	N/A	100	N/A

1 Correct for 2021 before disposal of business

Registered offices of subsidiaries consolidated as of 30 July 2022:

1. Grangecastle Business Park, New Nangor Road, Clondalkin, Dublin 22, Ireland.
2. ZAC de Bel Air, 14–16 Avenue Joseph Paxton, Ferrières en Brie, 77164, France.
3. Ifangstrasse 9, 8952 Schlieren-Zurich, Switzerland.
4. Industriestrasse 4, 06295 Lutherstadt Eisleben, Germany.
5. Konrad Goldmann Strasse 5 b, 79100 Freiburg im Breisgau, Germany.
6. Hochstrasse 177, 47228 Duisburg, Germany.
7. Kleibultweg 94, Oldenzaal, 7575 BX, the Netherlands.
8. ul. Zachodnia 10, 05-825 Grodzisk Mazowiecki, Poland.
9. 6000 Kecskemét, Városhíd 8683/104.hrsz. dulo 92, Hungary.
10. '5A' L 1, 62 Hume Highway, Chullora NSW 2190, Australia.

The country of registration is also the principal location of activities in each case.


Report of the statutory auditor to the General Meeting of ARYZTA AG on the consolidated financial statements 2022



Opinion

We have audited the Consolidated Financial Statements of ARYZTA AG and its subsidiaries (the Group), which comprise the Group Consolidated Income Statement and Group Consolidated Statement of Comprehensive Income for the period ended 30 July 2022, the Group Consolidated Balance Sheet as at 30 July 2022 and the Group Consolidated Statement of Changes in Equity and Group Consolidated Cash Flow Statement for the period then ended, and notes to the Group Consolidated Financial Statements, including a summary of significant accounting policies.

In our opinion, the Group Consolidated Financial Statements (pages 79 to 156) give a true and fair view of the consolidated financial position of the Group as at 30 July 2022, its consolidated financial performance and its consolidated cash flows for the period then ended in accordance with International Financial Reporting Standards (IFRS) and Swiss law.




Basis for opinion

We conducted our audit in accordance with Swiss law, International Standards on Auditing (ISAs) and Swiss Auditing Standards. Our responsibilities under those provisions and standards are further described in the Auditor's Responsibilities for the Audit of the Consolidated Financial Statements section of our report.

We are independent of the Group in accordance with the provisions of Swiss law and the requirements of the Swiss audit profession, as well as the International Code of Ethics for Professional Accountants (including International Independence Standards) of the International Ethics Standards Board for Accountants (IESBA Code), and we have fulfilled our other ethical responsibilities in accordance with these requirements.

We believe that the audit evidence we have obtained is sufficient and appropriate to provide a basis for our opinion.



Key audit matters

Key audit matters are those matters that, in our professional judgment, were of most significance in our audit of the consolidated financial statements of the current period. These matters were addressed in the context of our audit of the consolidated financial statements as a whole, and in forming our opinion thereon, and we do not provide a separate opinion on these matters. For each matter below, our description of how our audit addressed the matter is provided in that context.

We have fulfilled the responsibilities described in the Auditor's responsibilities for the audit of the consolidated financial statements section of our report, including in relation to these matters. Accordingly, our audit included the performance of procedures designed to respond to our assessment of the risks of material misstatement of the consolidated financial statements. The results of our audit procedures, including the procedures performed to address the matters below, provide the basis for our audit opinion on the accompanying consolidated financial statements.

Report of the statutory auditor to the General Meeting of ARYZTA AG on the consolidated financial statements 2022 (continued)

Valuation of goodwill

Area of focus

As at 30 July 2022, the carrying value of goodwill was EUR 547.4 million (2021: EUR 520.1 million) which represents 26% of total assets (2021: 25%) and 59% of total equity (2021: 47%). Goodwill is subject to impairment testing on an annual basis and at any time during the year, if an indicator of impairment exists. Goodwill acquired through business combination activity has been allocated to cash generating units (CGUs). The recoverable amount of the CGUs is determined based on a value-in-use computation.

Auditing management's annual goodwill impairment test is considered a risk area as it is complex and involves key judgements by management due to the significant estimation required in determining the value in use of each CGU.

In particular, judgemental aspects include assumptions of future profitability, revenue growth, margins and forecast cash flows, and the selection of appropriate discount rates, all of which may be subject to management override.

Key judgements for the impairment test and identified cash generating units are disclosed in the Notes (Note 17).

Our audit response

We obtained an understanding of the Group's goodwill impairment review process and the process for setting significant assumptions, including future profitability, revenue growth, margins and forecast cash flows, and the selection of appropriate discount rates, among others.

We assessed and evaluated the reasonableness of the Group's allocation of goodwill to CGUs taking into consideration internal management reporting and how the business is managed.

We obtained the Group's impairment analysis for each CGU and performed the following procedures, among others:

- We compared the significant assumptions used by management to external economic forecasts, the Group's historical results, and evaluated whether changes in the Group's business could affect the significant assumptions. In these circumstances we applied professional skepticism when assessing the judgements made by management.
- We tested the mathematical accuracy of the models and reconciled the projections to budgets which have been subject to approval by the Board of Directors.
- We assessed the historical accuracy of management's estimates and performed sensitivity analyses on significant assumptions to evaluate the impact on the estimated value in use of the CGUs for changes in these assumptions.
- We involved valuation specialists to assist in our evaluation of the valuation methodology and comparison of key inputs used by management in calculating discount rates to external market data (principally risk-free rates, country risk premia and inflation rates).
- We considered the adequacy of management's disclosures in respect of impairment testing and whether the disclosures appropriately communicate the underlying sensitivities.

Our audit procedures did not lead to any reservations regarding the valuation of goodwill.

Report of the statutory auditor
to the General Meeting of ARYZTA AG
on the consolidated financial statements 2022
(continued)

Revenue recognition

Area of focus

Revenues from continuing operations for the period ended 30 July 2022 were EUR 1,756.1 million (2021: EUR 1,525.4 million from continuing operations and EUR 794.3 million from discontinued operations).

Revenues are a key performance indicator for ARYZTA and are a focus of internal and external stakeholders. There is a significant risk that revenues may be inflated or recognised in an incorrect period through management override of controls and the posting of manual topside journal adjustments to achieve budgeted financial results.

The accounting principles for revenue recognition are disclosed in Note 1, page 91.


Our audit response

For the purpose of our audit, we performed the following procedures, among others:

- For significant manual journals posted to revenues, we identified journal sources, profiled journal activity by month and compared to the prior year, analysed who posted these journals considering our understanding of the process and followed up on any unusual trends and anomalies.
- We identified and tested non-routine top-side adjustments recorded in revenue accounts.
- We performed audit procedures over cut-off, credit memos and other adjustments to obtain assurance over appropriateness of cut-off and to understand the underlying business drivers for credit memos, discounts and rebates, margins achieved and margin fluctuations.
- We assessed the completeness of disclosures against the requirements of IFRS 15 'Revenue from contracts with customers'.

Our audit procedures did not lead to any reservations regarding recognition of revenue.

Report of the statutory auditor to the General Meeting of ARYZTA AG on the consolidated financial statements 2022 (continued)



Other information in the annual report

The Board of Directors is responsible for the other information in the annual report. The other information comprises all information included in the annual report, but does not include the consolidated financial statements, the stand-alone financial statements, the remuneration report and our auditor's reports thereon.

Our opinion on the consolidated financial statements does not cover the other information in the annual report and we do not express any form of assurance conclusion thereon.

In connection with our audit of the consolidated financial statements, our responsibility is to read the other information in the annual report and, in doing so, consider whether the other information is materially inconsistent with the consolidated financial statements or our knowledge obtained in the audit, or otherwise appears to be materially misstated. If, based on the work we have performed, we conclude that there is a material misstatement of this other information, we are required to report that fact. We have nothing to report in this regard.



Responsibility of the Board of Directors for the consolidated financial statements

The Board of Directors is responsible for the preparation of the consolidated financial statements that give a true and fair view in accordance with IFRS and the provisions of Swiss law, and for such internal control as the Board of Directors determines is necessary to enable the preparation of consolidated financial statements that are free from material misstatement, whether due to fraud or error.

In preparing the Group Consolidated Financial Statements, the Board of Directors is responsible for assessing the Group's ability to continue as a going concern, disclosing, as applicable, matters related to going concern and using the going concern basis of accounting unless the Board of Directors either intends to liquidate the Group or to cease operations, or has no realistic alternative but to do so.




Auditor's responsibilities for the audit of the consolidated financial statements

Our objectives are to obtain reasonable assurance about whether the Group Consolidated Financial Statements as a whole are free from material misstatement, whether due to fraud or error, and to issue an auditor's report that includes our opinion. Reasonable assurance is a high level of assurance but is not a guarantee that an audit conducted in accordance with Swiss law, ISAs and Swiss Auditing Standards will always detect a material misstatement when it exists. Misstatements can arise from fraud or error and are considered material if, individually or in the aggregate, they could reasonably be expected to influence the economic decisions of users taken on the basis of these Group Consolidated Financial Statements.

A further description of our responsibilities for the audit of the consolidated financial statements is located on the EXPERTsuisse website at: <http://www.expertsuisse.ch/en/audit-report-for-public-companies>. This description forms part of our auditor's report.

Report of the statutory auditor
to the General Meeting of ARYZTA AG
on the consolidated financial statements 2022
(continued)

2023031612725



Report on other legal and regulatory requirements

In accordance with article 728a para. 1 item 3 CO and the Swiss Auditing Standard 890, we confirm that an internal control system exists, which has been designed for the preparation of consolidated financial statements according to the instructions of the Board of Directors.

We recommend that the consolidated financial statements submitted to you be approved.



Ernst & Young Ltd

Olivier Mange
Licensed audit expert
Auditor in charge

Jennifer Mathias
Certified public accountant

Zurich, 30 September 2022

Company Income Statement

for the period ended 30 July 2022

in CHF m	Notes	2022	2021
Revenues from licences and management fees from Group companies		9.5	5.5
Dividend income from Group companies		-	219.7
Gain on extinguishment of loan	5	94.3	-
Personnel expenses		(7.2)	(6.5)
Other operating expenses to Group companies		(12.9)	(7.4)
Other operating expenses		(21.5)	(50.3)
Impairment of investment in Group Companies	5	(93.6)	(372.1)
Operating Loss		(31.4)	(211.1)
Financial income from Group companies		36.2	49.7
Financial expenses		(39.8)	(53.7)
Loss before income tax		(35.0)	(215.1)
Income tax		(1.5)	(1.2)
Loss for the period		(36.5)	(216.3)

Company Balance Sheet

as at 30 July 2022

2023031612726

in CHF m	Notes	2022	2021
Assets			
Current assets			
Cash and cash equivalents		56.5	18.7
Other current receivables			
– from third parties		5.5	5.7
– from Group companies		0.6	1.1
Total current assets		62.6	25.5
Long-term assets			
Financial assets			
– loans to Group companies		1,698.9	1,625.7
Investments			
– investments in Group companies	5	1,102.3	1,132.6
Property, plant and equipment		0.1	0.1
Total long-term assets		2,801.3	2,758.4
Total assets		2,863.9	2,783.9

Company Balance Sheet (continued)

as at 30 July 2022

in CHF m	Notes	2022	2021
Liabilities			
Short-term liabilities			
Trade payable			
– to third parties		1.1	0.3
Other short-term liabilities			
– to third parties		92.2	69.7
– to Group companies		36.1	36.6
Accrued expenses		11.3	121.7
Total short-term liabilities		140.7	228.3
Long-term liabilities			
Long-term interest-bearing liabilities			
– to third parties	4	977.7	638.5
Liabilities to Group companies		669.7	804.9
Total long-term liabilities		1,647.4	1,443.4
Total liabilities		1,788.1	1,671.7
Equity			
Share capital	6	19.9	19.9
Legal reserves from capital contribution		4.0	827.2
Legal reserves from foreign capital contribution		19.9	26.2
Legal reserve for own shares from foreign capital contribution	7	32.5	52.4
Free reserves from capital contribution		823.2	-
Free reserves from foreign capital contribution		1,094.0	1,067.7
Retained earnings		(917.7)	(881.2)
Total equity		1,075.8	1,112.2
Total equity and liabilities		2,863.9	2,783.9

Notes to the Company Financial Statements

1 Basis of presentation

The financial statements of ARYZTA AG, with a registered address of Ifangstrasse 9, 8952 Schlieren, have been prepared in accordance with the requirements of Swiss law.

The Company's accounting period is from 1 August 2021 to 30 July 2022.

2 Accounting policies

Financial Assets

Financial assets are valued at acquisition cost, less adjustments for foreign currency movements and any other impairment of value.

Investments

Investments are initially recognised at cost. These investments are assessed annually and adjusted to their recoverable amount, where necessary.

Foreign currency translation

Assets and liabilities in currencies other than Swiss francs are translated to Swiss francs using year-end rates of exchange. Income and expenses denominated in foreign currencies are recognised in Swiss francs at the applicable rate of exchange on the date of the transactions.

Dividends

Dividend income resulting from financial investments is recorded upon approval of the dividend distribution.

Revenue from licences and management fees

Revenues from licences and management fees from Group companies are recognised in the period in which they are earned.

Treasury shares

Treasury shares are recognised at acquisition cost and include shares held directly or by any ARYZTA AG Group company.

3 Full-time equivalents

The number of full-time equivalents in ARYZTA AG is not greater than 50. Please refer to page 118 of the Group Consolidated Financial Statements to view the Group's full-time equivalents.

Notes to the Company Financial Statements (continued)

4 Loans, guarantees and pledges in favour of third parties

The Company has the following outstanding bonds and bank loans, which are included within interest bearing loans and borrowings.

Bonds outstanding	Interest Rate	2022 in CHF m	2021 in CHF m	Maturity
Hybrid Instrument 2013	5.5%	400.0	400.0	No specified maturity date
Hybrid Instrument 2014	3.7%	190.0	190.0	No specified maturity date
Bank loans outstanding				Financial period of maturity
Syndicated Bank RCF		387.7	48.5	2027

The average interest rate on the RCF facility is 1.7%.

In September 2021, the Group replaced its existing €800m Syndicated Revolving Credit Facility ('RCF') Agreement with a new five year €500m Syndicated RCF Agreement.

Under the new RCF Agreement the Group's financial covenants are as follows:

- Leverage covenant (Net Debt: EBITDA): maximum 3.5x
- Interest cover covenant (EBITDA: Net interest, including Hybrid dividend), minimum:
 - >1.50x – until 31 January 2022
 - >2.00x – until 31 July 2022
 - >3.00x – until 31 July 2023
 - >3.50x – until facility termination date in September 2026.

Details of the Group's financing covenants are included in note 27 to the Group Financial Statements on page 152.

The short-term portion of the Company's interest-bearing loans and borrowings relates primarily to amounts drawn by the Company against positive cash balances of other entities within the Group's overall cash pooling arrangement. These cash pooling overdrafts are repayable on demand and form an integral part of the Group's cash and debt management structure.

The Company is party to cross guarantees on ARYZTA Group borrowings. The Company has also guaranteed the liabilities of subsidiaries within the ARYZTA Group. The Company treats these guarantees as a contingent liability, until such time as it becomes probable that the Company will be required to make a payment under the guarantee.

Notes to the Company Financial Statements (continued)

5 Details of investments

The Company holds direct investments in the following entities, all of which are intermediate holding companies or intercompany financing entities within the ARYZTA Group.

Company (Domicile)		Share capital millions		Percentage	
		2022	2021	2022	2021
ARYZTA Holdings Asia Pacific BV (Amsterdam, NL)	EUR	0.020	0.020	100	100
ARYZTA Holdings Germany AG (Schlieren, CH)	CHF	0.100	0.100	100	100
ARYZTA Holdings Ireland Limited (St Helier, JE)	EUR	–	–	100	100
ARYZTA Finance II AG (Cham, CH)	EUR	0.087	0.087	100	100
Hiestand Beteiligungsholding GmbH & Co. KG (Schweinfurt, DE) ¹	EUR	0.026	0.026	100	100
ARYZTA Food Europe AG (Schlieren, CH)	CHF	6.450	6.450	100	100
Summerbake GmbH (Duisburg, DE)	EUR	0.025	0.025	100	100
ARYZTA Investments SAS (Ferrières-en-Brie, FR)	EUR	40.100	40.100	100	100

¹ The amount disclosed represents limited liability capital.

A list of significant indirect investments in Group companies is disclosed in note 34 of the Group Financial Statements on page 156.

During the year ended 30 July 2022, a re-organisation of the Company's loan positions with a wholly-owned subsidiary resulted in a gain on extinguishment of loan of CHF 94.3m. As this loan re-organisation resulted in a lower net asset value of the subsidiary, together with lower future expected cash flows, the Company recorded a total impairment of CHF 93.6m in respect of its investments in its wholly-owned Group companies during the period ended 30 July 2022.

As a result of reductions in current and future expected profitability and cash flows, the Company recorded a total impairment of CHF 372.1m in respect of its investments in its wholly-owned Group companies during the period ended 31 July 2021.

Notes to the Company Financial Statements (continued)

6 Share capital

	Period ended 30 July 2022 Number of shares m	Period ended 30 July 2022 in CHF m	Period ended 31 July 2021 Number of shares m	Period ended 31 July 2021 in CHF m
Shares of CHF 0.02 each – authorised, issued and fully paid				
As at beginning and end of period	993.1	19.9	993.1	19.9
Shares of CHF 0.02 each				
Conditional capital	49.7	1.0	49.7	1.0
Authorised capital	99.3	2.0	99.3	2.0

In accordance with Article 4 of the Articles of Association (Conditional capital), the registered share capital may be increased at any time until 17 November 2023 in an amount not to exceed CHF 993,105.72 by issuing up to 49,655,286 fully paid-up registered shares with a par value of CHF 0.02 each (representing 5% of the currently issued share capital) through the direct or indirect issuance of shares, options or related subscription granted to members of the Board of Directors in lieu of cash fees, members of the Executive Management and employees of the Company and its Group companies.

In accordance with Article 5 of the Articles of Association (Authorised capital), the Board of Directors is authorised to increase the share capital of the Company at any time until 17 November 2023 by a maximum amount of CHF 1,986,211 by issuing of up to 99,310,572 fully paid up registered shares with a par value of CHF 0.02 each. A partial increase is permitted.

The Board of Directors is authorised to withdraw or limit the pre-emptive rights of the existing shareholders if the newly issued shares are used for the following purposes: (1) mergers, acquisitions (including take-overs) of companies, parts of companies or holdings, equity stakes (participation) or new investments planned by the Company, or the financing or re-financing of such transactions, (2) broadening the shareholder constituency, or (3) employee participations.

The registered share capital of the Company as at 30 July 2022, amounts to CHF 19,862,114.54, and is divided into 993,105,727 registered shares with a par value of CHF 0.02 per share, of which 992,287,888 are outstanding and 817,839 were classified as treasury shares.

Shareholders are entitled to dividends as declared and approved. The ARYZTA shares rank pari passu in all respects with each other.

As noted on page 172, at the 2021 Annual General Meeting held on 17 November 2021 the shareholders approved a re-appropriation of CHF 823.2m from Legal reserves from capital contribution to Free reserves from capital contribution and of CHF 26.2m from Legal reserves from foreign capital contribution to Free reserves from foreign capital contribution. At the 2020 Annual General Meeting held on 15 December 2020 the shareholders approved a re-appropriation of CHF 1,067.7m from Legal reserves from foreign capital contribution to Free reserves from foreign capital contribution.

Notes to the Company Financial Statements (continued)

7 Treasury shares owned by the Company or one of its subsidiaries

	Period ended 30 July 2022 '000	Period ended 30 July 2022 in CHF m	Period ended 31 July 2021 '000	Period ended 31 July 2021 in CHF m
As at beginning of period	1,321	52.4	1,982	78.6
Release of treasury shares upon exercise of LTIP shares	(144)	(5.7)	(168)	(6.7)
Release of treasury shares as restricted shares	(359)	(14.2)	(493)	(19.5)
As at end of period	818	32.5	1,321	52.4

During the period ended 30 July 2022, the performance conditions associated with 143,483 Restricted Stock Unit awards were fulfilled (2021: 167,902). Therefore, these awards were approved as vested by the Remuneration Committee and were subsequently exercised by employees, in exchange for the same number of shares. The weighted average share price at the time of these exercises was CHF 1.07 (2021: CHF 0.48).

In addition, during the period ended 30 July 2022, 359,188 shares were issued out of treasury shares, in respect of restricted shares for non-executive directors (2021: 493,492).

These shares were issued out of shares previously held in treasury by ARYZTA Grange Company UC, a wholly-owned subsidiary within the ARYZTA AG Group.

8 Participations

As at 30 July 2022, the Company has been notified of the following shareholdings or voting rights, which amount to 3% or more of the Company's issued ordinary share capital:

	Number of shares 2022	Number of shares % 2022
Jürg Kallay, Heiner Kamps, Elfa Kamps, Michael Philips, Wilhelm Beier and Karl Gerhold ¹	59,146,873	5.96%
Francisco Garcia Parames and Maria Angeles Leon Lopez ²	49,375,667	4.97%
Credit Suisse Funds AG	30,703,083	3.09%
Swisscanto Fondsleitung AG	30,279,139	3.05%
Accuro Fund Solutions AG ³	30,159,443	3.04%

1. Direct shareholder: NOLEKSUM Investment Fund, Teilfonds der NOLEKSUM Inv. Man., Themis Beteiligungs-AG, KFRH Kamps Management GmbH, Occasio GmbH

2. Direct shareholder: Cobas Asset Management, SGIC, S.A

3. Direct shareholder: NOLEKSUM Investment Fund, Teilfonds der NOLEKSUM Inv. Man., Tortuga Equity Fund Europe, Teilfonds der Tortuga Fonds SICAs, Swiss Select I, Teilfonds des AMCFM Fund

Any significant shareholder notifications during the period, and since 30 July 2022, are available from the ARYZTA website at: www.aryzta.com/investor-centre/shareholder-notifications and also on the SIX Exchange Regulation's website at: www.six-exchange-regulation.com/en/home/publications/significant-shareholders.html

Notes to the Company Financial Statements (continued)

9 Pension fund liability

The pension fund liability was CHF 80,897 at 30 July 2022 (2021: CHF 23,731).

10 Non-executive Directors and Executive Management share interests

Please refer to the ARYZTA AG Compensation Report on pages 53 to 71 for details on the compensation process and compensation for the period of Non-executive Directors and Group Executive Management.

Non-executive Directors' and Executive Management's share interests

The Directors and Company Secretary had no interests, other than those shown below, in the ordinary shares in, or loan stock of, the Company or other Group undertakings.

Beneficial interests at 30 July 2022 and 31 July 2021 were as follows:

Shares in ARYZTA at CHF 0.02 each	No. of ordinary shares 2022	No. of restricted shares 2022	Total 2022	Total 2021
Directors				
Urs Jordi	266,500	283,186	549,686	266,526
Gordon Hardie	-	97,306	97,306	51,364
Heiner Kamps ¹	59,146,873	84,166	59,231,039	15,740,120
Jörg Riboni	1,430,000	125,947	1,555,947	805,809
Hélène Weber-Dubi	-	105,209	105,209	59,267
Alejandro Zaragueta	132,000	122,447	254,447	217,694
Former Directors				
Luisa Delgado	-	110,981	110,981	110,981
Total	60,975,373	929,242	61,904,615	17,251,761

¹ Includes total holding of a shareholder group that Heiner Kamps is a member of

No loans or advances were made to members of the Board of Directors or to Executive Management during the financial period, or were outstanding at 30 July 2022 (2021: Nil).

Executive Management's interests in equity instruments

	No. of shares closing position FY 2022	No. of PSUs Closing position FY 2022 ^{1,2}	No. of shares closing position FY 2021	No. of PSUs Closing position FY 2021 ^{1,2}
Urs Jordi	266,500	760,248	107,000	159,526
Martin Huber	201,000	318,042	-	-
Rhona Shakespeare	-	502,047	-	291,916
Total executive management	467,500	1,580,337	107,000	451,442

¹ PSU's are presented at target award. The number of PSU's vested may change depending on the achievement of operating performance measures at vesting.

² The FY20 awards are unvested as at 30 July 2022.

Notes to the Company Financial Statements (continued)

Previous and discontinued compensation plans

The following table details awards outstanding under the Option Equivalent Plan in favour of former Executive Management:

	No. of options carried forward FY2022	Expired during the year ¹	No. of options closing position FY 2022	No. of options of which vesting criteria have been fulfilled ²
Owen Killian	2,116,177	(2,116,177)	–	–
Patrick McEniff	1,692,941	(1,692,941)	–	–
Pat Morrissey	470,261	(470,261)	–	–
Dermot Murphy	235,131	(141,079)	94,052	94,052
Total former executive management	4,514,510	(4,420,458)	94,052	94,052

1. The weighted average exercise price of all Option Equivalent Plan awards that remain outstanding and for which the vesting conditions have been met is CHF 9.33.

11 Post balance sheet events - after 30 July 2022

As of 30 September 2022, the date of approval of the financial statements by the Board of Directors, there have been no material significant events that would require adjustment or disclosure within the financial statements.

Company Appropriation of Available Earnings and Re-appropriation of Reserves

Appropriation of available earnings

The Board of Directors will propose to the Annual General Meeting of Shareholders the following appropriation of earnings:

in CHF m	2022	2021
Balance of retained earnings carried forward	(881,154)	(664,884)
Net loss for the period	(36,461)	(216,270)
Closing balance of retained earnings	(917,615)	(881,154)
Dividend payment from retained earnings	-	-
Balance of retained earnings to be carried forward	(917,615)	(881,154)


Re-appropriation of reserves - 2021 Annual General Meeting

Subsequent to the issuance of the 2021 Annual Report and Accounts, the Board of Directors proposed to the 2021 Annual General Meeting of Shareholders the following re-appropriation of reserves, which was approved on 17 November 2021:

in CHF'000	2021
Legal reserves from capital contribution	827,160
Legal reserves from foreign capital contribution	26,244
Re-appropriation to free reserves from capital contribution	(823,187)
Re-appropriation to free reserves from foreign capital contribution	(26,244)
Legal reserves from capital contribution	3,973
Legal reserves from foreign capital contribution	-
Free reserves from capital contribution	823,187
Free reserves from foreign capital contribution	1,093,975

Report of the statutory auditor to the General Meeting of ARYZTA AG on the financial statements 2022

As statutory auditor, we have audited the accompanying financial statements of ARYZTA AG, which comprise the income statement, balance sheet and notes, for the period ended 30 July 2022.



Board of Directors' responsibility


The Board of Directors is responsible for the preparation of the financial statements in accordance with the requirements of Swiss law and the company's articles of incorporation. This responsibility includes designing, implementing and maintaining an internal control system relevant to the preparation of financial statements that are free from material misstatement, whether due to fraud or error. The Board of Directors is further responsible for selecting and applying appropriate accounting policies and making accounting estimates that are reasonable in the circumstances.



Auditor's responsibility

Our responsibility is to express an opinion on these financial statements based on our audit. We conducted our audit in accordance with Swiss law and Swiss Auditing Standards. Those standards require that we plan and perform the audit to obtain reasonable assurance whether the financial statements are free from material misstatement.


An audit involves performing procedures to obtain audit evidence about the amounts and disclosures in the financial statements. The procedures selected depend on the auditor's judgment, including the assessment of the risks of material misstatement of the financial statements, whether due to fraud or error. In making those risk assessments, the auditor considers the internal control system relevant to the entity's preparation of the financial statements in order to design audit procedures that are appropriate in the circumstances, but not for the purpose of expressing an opinion on the effectiveness of the entity's internal control system. An audit also includes evaluating the appropriateness of the accounting policies used and the reasonableness of accounting estimates made, as well as evaluating the overall presentation of the financial statements. We believe that the audit evidence we have obtained is sufficient and appropriate to provide a basis for our audit opinion.



Opinion

In our opinion, the financial statements (pages 162 to 171) for the period ended 30 July 2022 comply with Swiss law and the company's articles of incorporation.

Report of the statutory auditor to the General Meeting of ARYZTA AG on the financial statements 2022 (continued)



Report on key audit matters based on the circular 1/2015 of the Federal Audit Oversight Authority

Key audit matters are those matters that, in our professional judgment, were of most significance in our audit of the financial statements of the current period. These matters were addressed in the context of our audit of the financial statements as a whole, and in forming our opinion thereon, and we do not provide a separate opinion on these matters. For each matter below, our description of how our audit addressed the matter is provided in that context.

We have fulfilled the responsibilities described in the Auditor's responsibility section of our report, including in relation to these matters. Accordingly, our audit included the performance of procedures designed to respond to our assessment of the risks of material misstatement of the financial statements. The results of our audit procedures, including the procedures performed to address the matters below, provide the basis for our audit opinion on the accompanying financial statements.

Valuation of investments in Group companies

Area of focus

As at 30 July 2022 ARYZTA AG holds direct and indirect investments in subsidiaries with a carrying amount of CHF 1'102.3 million (38% of total assets and 102% of total equity). When indicators of impairment are identified, Aryzta AG estimates the recoverable amount of its investments. An impairment charge of CHF 93.6 million was recognised during the period in respect to investments in Group companies.

Due to the significance of the carrying amount of the investments in subsidiaries, the impairment charge in the current financial period and the judgment involved in the assessment of the valuation, this matter was considered significant to our audit.

We refer to Note 2 on page 165, Accounting policies and Note 5 on pages 167, Details of investments.

Our audit response

We obtained an understanding of management's process to identify indicators of impairment of investments in Group companies and the process for estimating the recoverable amount of each investment.

We obtained the impairment analysis prepared by management and performed the following procedures, among others:

- We tested the analysis prepared by Management, which consisted of comparing the net assets and discounted cash-flow balances with the carrying amount of the investment.
- We tested the mathematical accuracy of the investment valuation model and also considered the results of the impairment test prepared in the context of the consolidated financial statements.

Our audit procedures did not lead to any reservation concerning the valuation of investments in Group companies.

Report of the statutory auditor
to the General Meeting of ARYZTA AG
on the financial statements 2022 (continued)



Report on other legal requirements

We confirm that we meet the legal requirements on licensing according to the Auditor Oversight Act (AOA) and independence (article 728 CO and article 11 AOA) and that there are no circumstances incompatible with our independence.

In accordance with article 728a para. 1 item 3 CO and Swiss Auditing Standard 890, we confirm that an internal control system exists, which has been designed for the preparation of financial statements according to the instructions of the Board of Directors.

We recommend that the financial statements submitted to you be approved.



Ernst & Young Ltd

Olivier Mange
Licensed audit expert
Auditor in charge

Jennifer Mathias
Certified public accountant

Zurich, 30 September 2022

Investor Information

Investor relations contact details

Paul Meade
Head of Communications

ARYZTA AG
Ifangstrasse 9
8952 Schlieren
Switzerland
Tel: +41 (0) 44 583 42 00
Fax: +41 (0) 44 583 42 49
E-mail: info@aryzta.com


Quarterly announcement cycle

Announcement	News Release	Report	Conference Call	Webcast
First-quarter revenue update	x			
Half-Year results	x	x	x	x
Third-quarter revenue update	x			
Full-year results	x	x	x	x
Annual Report	x	x		

Key dates to September 2023

First-quarter revenue update	29 November 2022
Annual General Meeting 2022	30 November 2022
Announcement of half-year results 2023	6 March 2023
Third-quarter trading update	29 May 2023
Full-year results & 2023 Annual Report	29 September 2023

2023031612733



Imprint


Concept/Design: hilda design matters, Zurich

Photographs: ARYZTA AG, Zurich


Print: Neidhart + Schön Group, Zurich

ClimatePartner[®]
climate neutral

Print | ID 53232-1510-1001



2023031612734



ARYZTA AG

Ifangstrasse 9
8952 Schlieren
Switzerland

Tel: +41 (0) 44 583 42 00

Fax: +41 (0) 44 583 42 49

info@aryzta.com

www.aryzta.com