

ÅRSREDOVISNING FÖR

Heidelberg Materials Sweden AB

556000-6057


RÄKENSKAPSÅR

2024-01-01 -- 2024-12-31

Undertecknad ledamot av styrelsen intygar härmed att med denna avskrift likatydande resultat- och balansräkningar blivit på ordinarie årsstämma den 19 juni 2025 fastställd.

Stämman beslöt att disponera vinstmedlen i enlighet med styrelsens och verkställande direktörens förslag.

Jag intygar också att innehållet i årsredovisningen och revisionsberättelsen stämmer överens med originalen.



Peter Linderöth
Styrelseledamot

Årsredovisning

för

Heidelberg Materials Sweden AB

556000-6057

Räkenskapsåret

2024-01-01 - 2024-12-31

Innehållsförteckning

Förvaltningsberättelse	2
Resultaträkning	4
Balansräkning	5
Kassaflödesanalys	7
Noter	8

**Koplan överstämme
med originalet intygas:**



Kerstin Nes
Heidelberg Materials Sweden AB
Tel 0708233910

Styrelsen och verkställande direktören för Heidelberg Materials Sweden AB avger följande årsredovisning för räkenskapsåret 2024-01-01 - 2024-12-31.

Förvaltningsberättelse

Information om verksamheten

Verksamheten i Heidelberg Materials Sweden AB består huvudsakligen i förvaltning av aktier i rörelsedrivande dotterföretag samt tillhandahållande av koncerngemensamma tjänster från ett Shared Service Center samt att samla in, transportera, mellanlagra, förmedla eller behandla avfall och industriella restprodukter. Dotterbolagens verksamhet omfattar tillverkning av cement, fabriksbetong, betongelement och ballast.

Väsentliga händelser under räkenskapsåret

Inga väsentliga händelser har förekommit under året.

Förväntad framtida utveckling samt väsentliga risker och osäkerhetsfaktorer

Heidelberg Materials Sweden AB och dess dotterbolags framtida utveckling är fortsatt stabil. Byggnkonjunkturen i Sverige är en viktig faktor för bolagets utveckling.

Forskning och utveckling

Bolaget bedriver ingen aktiv verksamhet inom forskning och utveckling.

Hållbarhetsrapport

Företaget upprättar enligt 7 kap 31 § ÅRL inte någon lagstadgad hållbarhetsrapport. Moderföretaget Heidelberg Materials AG, org nr HRB 330082 med säte i Heidelberg, Tyskland, upprättar hållbarhetsrapport för koncernen där företaget ingår. Koncernens hållbarhetsrapport finns tillgänglig på Heidelberg Materials Groups hemsida, www.heidelbergmaterials.com.

Ägarförhållanden

Heidelberg Materials Sweden AB upprättar ingen koncernredovisning med hänvisning till ÅRL 7 kap 2§. Moderföretaget Heidelberg Materials AG, org nr HRB 330082 med säte i Heidelberg, Tyskland, är närmast överordnade företag som upprättar koncernredovisning för koncernen där företaget ingår. Tillika moderföretag för hela koncernen. Koncernredovisning finns tillgänglig på Heidelberg Materials Groups hemsida, www.heidelbergmaterials.com.

Flerårsöversikt (Tkr)	2024	2023	2022	2021
Nettoomsättning	312 946	328 482	161 863	151 593
Rörelseresultat	-170 889	-185 279	-171 480	-111 820
Resultat efter finansiella poster	-95 018	-226 800	120 448	18 877
Eget kapital	2 811 301	2 731 697	2 726 698	2 424 856
Obeskattade reserver	13 759	11 331	175	590
Balansomslutning	3 766 828	3 583 515	3 607 485	3 667 588
Soliditet (%)	74,9	76,5	79,9	74,1
Medeltal anställda	155	148	128	105

För definition av nyckeltal, se redovisningsprinciper.

Förändringar i eget kapital

	Aktie- kapital	Balanserat resultat	Årets resultat	Totalt
Belopp vid årets ingång	1 339 566 725	1 386 576 521	5 553 678	2 731 696 924
Överföring resultat föregående år		5 553 678	-5 553 678	0
Årets resultat			79 603 979	79 603 979
Belopp vid årets utgång	1 339 566 725	1 392 130 199	79 603 979	2 811 300 903

Förslag till vinstdisposition

Styrelsen föreslår att till förfogande stående vinstmedel (kronor):

balanserad vinst	1 392 130 199
årets vinst	79 603 979
	1 471 734 178
disponeras så att i ny räkning överföres	1 471 734 178
	1 471 734 178

Resultaträkning

Tkr

	Not	2024-01-01 -2024-12-31	2023-01-01 -2023-12-31
Nettoomsättning		312 946	328 482
Övriga rörelseintäkter		32 543	49 529
		345 489	378 011
Rörelsens kostnader			
Övriga externa kostnader	1, 2	-283 457	-343 346
Personalkostnader	3	-229 851	-215 940
Avskrivningar av materiella anläggningstillgångar		-3 070	-4 004
		-516 378	-563 290
Rörelseresultat	4	-170 889	-185 279
Resultat från finansiella poster			
Resultat från andelar i koncernföretag	5	81 253	-34 000
Övriga ränteintäkter och liknande resultatposter	6	2 989	4 186
Räntekostnader och liknande resultatposter	7	-8 371	-11 707
		75 871	-41 521
Resultat efter finansiella poster		-95 018	-226 800
Bokslutsdispositioner	8	-2 427	-395
Koncernbidrag, erhållna		820 042	701 834
Koncernbidrag, lämnade		-643 000	-458 500
Resultat före skatt		79 597	16 139
Skatt på årets resultat	9	7	-10 585
Årets resultat		79 604	5 554

Balansräkning

Tkr

Not

2024-12-31

2023-12-31

TILLGÅNGAR

Anläggningstillgångar

Immateriella anläggningstillgångar

Koncessioner, patent, licenser, varumärken samt liknande rättigheter

10

397

1 055

Materiella anläggningstillgångar

Maskiner och andra tekniska anläggningar

11

13 674

15 985

Inventarier, verktyg och installationer

12

703

804

Pågående nyanläggningar och förskott avseende materiella anläggningstillgångar

13

565

0

14 942

16 789

Finansiella anläggningstillgångar

Andelar i koncernföretag

14, 15

2 798 460

2 798 523

Andra långfristiga värdepappersinnehav

16

9

9

2 798 469

2 798 532

Summa anläggningstillgångar

2 813 808

2 816 376

Omsättningstillgångar

Kortfristiga fordringar

Kundfordringar

3 592

2 790

Fordringar hos koncernföretag

936 892

738 383

Övriga fordringar

5 005

9 621

Förutbetalda kostnader och upplupna intäkter

17

7 531

16 345

953 020

767 139

Summa omsättningstillgångar

953 020

767 139

SUMMA TILLGÅNGAR

3 766 828

3 583 515

Balansräkning	Not	2024-12-31	2023-12-31
Tkr			
EGET KAPITAL OCH SKULDER			
Eget kapital	18, 19		
<i>Bundet eget kapital</i>			
Aktiekapital		1 339 567	1 339 567
<i>Fritt eget kapital</i>			
Balanserad vinst		1 392 130	1 386 576
Årets resultat		79 604	5 554
Summa eget kapital		1 471 734	1 392 130
		2 811 301	2 731 697
Obeskattade reserver	20	13 759	11 331
Avsättningar	21		
Avsatt för pensioner och likande förpliktelser enligt tryggandelagen		170 351	162 371
Kortfristiga skulder			
Leverantörsskulder		34 983	36 122
Skulder till koncernföretag		669 052	563 011
Aktuella skatteskulder		8 581	17 447
Övriga skulder		5 355	9 156
Upplupna kostnader och förutbetalda intäkter	22	53 446	52 380
Summa kortfristiga skulder		771 417	678 116
SUMMA EGET KAPITAL OCH SKULDER		3 766 828	3 583 515

Kassaflödesanalys

Tkr

Not

2024-01-01
-2024-12-31

2023-01-01
-2023-12-31

Den löpande verksamheten

Resultat efter finansiella poster

-95 018

-226 800

Justeringar för poster som inte ingår i kassaflödet

23

11 113

58 214

Betald skatt

8 873

2 165

**Kassaflöde från den löpande verksamheten före
förändring av rörelsekapital**

-75 032

-166 421

Kassaflöde från förändring av rörelsekapitalet

Förändring av kundfordringar

-802

1 493

Förändring av kortfristiga fordringar

-251 371

94 622

Förändring av leverantörsskulder

-1 139

2 433

Förändring av kortfristiga skulder

85 575

-113 957

Kassaflöde från den löpande verksamheten

-242 769

-181 830

Investeringsverksamheten

Investeringar i materiella anläggningstillgångar

-565

0

Finansieringsverksamheten

Erhållna (lämnade) koncernbidrag

243 334

181 830

Likvida medel vid årets slut

0

0

Noter

Tkr

Tilläggsupplysningar

Redovisnings- och värderingsprinciper

Allmänna redovisningsprinciper

Årsredovisningen är upprättad i enlighet med årsredovisningslagen och BFNAR 2012:1 Årsredovisning och koncernredovisning (K3).

Intäktsredovisning

Intäkter redovisas till verkligt värde av vad som erhållits eller kommer att erhållas och redovisas i den omfattning det är sannolikt att de ekonomiska fördelarna kommer att tillgodogöras bolaget och intäkterna kan beräknas på ett tillförlitligt sätt.

Vid försäljning av varor redovisas normalt inkomsten som intäkt när de väsentliga förmåner och risker som är förknippade med ägandet av varan har överförts från företaget till köparen.

Ersättning i form av ränta, royalty eller utdelning redovisas som intäkt när det är sannolikt att företaget kommer att få de ekonomiska fördelar som är förknippade med transaktionen och när inkomsten kan beräknas på ett tillförlitligt sätt.

Ränta redovisas som intäkt enligt den så kallade effektivräntemetoden. Royalty periodiseras i enlighet med den aktuella överenskommelsens ekonomiska innebörd. Utdelning redovisas som intäkt när företagets rätt till betalning är säkerställd.

Redovisning av leasingavtal

Företaget redovisar samtliga leasingavtal, såväl finansiella som operationella, som operationella leasingavtal. Operationella leasingavtal redovisas som en kostnad linjärt över leasingperioden.

Koncernförhållanden

Heidelberg Materials Sweden AB upprättar ingen koncernredovisning med hänvisning till ÄRL 7 kap 2§. Moderföretaget Heidelberg Materials AG, org nr HRB 330082 med säte i Heidelberg, Tyskland, är närmast överordnade företag som upprättar koncernredovisning för koncernen där företaget ingår. Tillika moderföretag för hela koncernen. Koncernredovisning finns tillgänglig på Heidelberg Materials Groups hemsida, www.heidelbergmaterials.com.

Nyckeltalsdefinitioner

Justerat eget kapital

Eget kapital med tillägg för obeskattade reserver som reducerats med uppskjuten skatt.

Soliditet (%)

Justerat eget kapital (eget kapital och obeskattade reserver med avdrag för uppskjuten skatt) i procent av balansomslutning.

Upprättandet av bokslut och tillämpning av redovisningsprinciper, baseras ofta på ledningens bedömningar, uppskattningar och antaganden som anses vara rimliga vid den tidpunkt då bedömningen görs. Uppskattningar och bedömningar är baserade på historiska erfarenheter och ett antal andra faktorer, som under rådande omständigheter anses vara rimliga. Resultatet av dessa används för att bedöma de redovisade värdena på tillgångar och skulder, som inte annars framgår tydligt från andra källor. Det verkliga utfallet kan avvika från dessa uppskattningar och bedömningar. Uppskattningar och antaganden ses över regelbundet.

Inga väsentliga källor till osäkerhet i uppskattningar och antaganden på balansdagen bedöms kunna innebära en betydande risk för en väsentlig justering av redovisade värden för tillgångar och skulder under nästa räkenskapsår.

Not 1 Leasingavtal

Årets leasingkostnader avseende leasingavtal, uppgår till 22 668 tkr (21 334 tkr).

Framtida leasingavgifter, för icke uppsägningsbara leasingavtal, förfaller till betalning enligt följande:

	2024-01-01 -2024-12-31	2023-01-01 -2023-12-31
Inom ett år	13 588	15 049
Senare än ett år men inom tre år	5 380	10 519
	18 968	25 568

Företaget har inte ingått några väsentliga leasingavtal som redovisas som operationella leasingavtal.

Not 2 Arvode till revisorer

Med revisionsuppdrag avses granskning av årsredovisningen och bokföringen samt styrelsens och verkställande direktörens förvaltning, övriga arbetsuppgifter som det ankommer på bolagets revisor att utföra samt rådgivning eller annat biträde som föranleds av iakttagelser vid sådan granskning eller genomförandet av sådana övriga arbetsuppgifter.

	2024-01-01 -2024-12-31	2023-01-01 -2023-12-31
PwC		
Revisionsuppdrag	6 380	8 441
	6 380	8 441

Ovan visas totalt fakturerat revisionsarvode till bolaget. Beloppet ovan är högre på grund av att bolaget faktureras för revisionsarvode som avser flera dotterbolag samt koncernen.

Not 3 Anställda och personalkostnader

	2024-01-01 -2024-12-31	2023-01-01 -2023-12-31
Medelantalet anställda		
Kvinnor	78,84	69,64
Män	75,74	78,53
	154,58	148,17
Löner och andra ersättningar		
Styrelse och verkställande direktör	0	0
Tantiem och rörlig ersättning till styrelse och verkställande direktör	483	987
Övriga anställda	141 524	123 629
	142 007	124 616
Sociala kostnader		
Pensionskostnader för styrelse och verkställande direktör	1 519	780
Pensionskostnader för övriga anställda	32 193	41 879
Övriga sociala avgifter enligt lag och avtal	46 423	40 732
	80 135	83 391
Totala löner, ersättningar, sociala kostnader och pensionskostnader	222 142	208 006

Arvode har under året utgått till styrelsen med 0 tkr (0 tkr).

Könsfördelning bland ledande befattningshavare

Andel kvinnor i styrelsen	17 %	0 %
Andel män i styrelsen	83 %	100 %
Andel kvinnor bland övriga ledande befattningshavare	33 %	36 %
Andel män bland övriga ledande befattningshavare	67 %	64 %

Avtal om avgångsvederlag

Något avgångsvederlag finns ej avtalat för verkställande direktören. Pensionsåldern för verkställande direktören är 60 år. Uppsägningstiden från företags sida är 24 månader och från verkställande direktörens sida 6 månader. Arbetsplikt råder under uppsägningstiden. Bolagets verkställande direktör avlönas från Heidelberg Materials Norway AS.

Not 4 Inköp och försäljning mellan koncernföretag

	2024-01-01 -2024-12-31	2023-01-01 -2023-12-31
Andel av årets totala inköp som skett från andra företag i koncernen	20,91 %	24,77 %
Andel av årets totala försäljning som skett till andra företag i koncernen	91,95 %	79,25 %

Not 5 Resultat från andelar i koncernföretag

	2024-01-01 -2024-12-31	2023-01-01 -2023-12-31
Nedskrivningar	-63	-34 000
Utdelningar	81 316	0
	81 253	-34 000

Not 6 Övriga ränteintäkter och liknande resultatposter

	2024-01-01 -2024-12-31	2023-01-01 -2023-12-31
Ränteintäkter från koncernföretag	2 830	364
Övriga ränteintäkter	6	119
Kursdifferenser	153	3 703
	2 989	4 186

Not 7 Räntekostnader och liknande resultatposter

	2024-01-01 -2024-12-31	2023-01-01 -2023-12-31
Räntekostnader PRI	-4 738	-4 356
Bankgarantikostnader	-716	-332
Valutakursförlust	-748	-736
Räntekostnader till koncernföretag	-1 481	-5 751
Övriga räntekostnader	-688	-532
	-8 371	-11 707

Not 8 Bokslutsdispositioner

	2024-01-01 -2024-12-31	2023-01-01 -2023-12-31
Avskrivningar över plan - maskiner	-2 427	-395
	-2 427	-395

Not 9 Aktuell och uppskjuten skatt

	2024-01-01 -2024-12-31	2023-01-01 -2023-12-31
Skatt på årets resultat		
Aktuell skatt	-23	-10 585
Justering avseende tidigare år	30	0
Totalt redovisad skatt	7	-10 585

Avstämning av effektiv skatt

	2024-01-01 -2024-12-31		2023-01-01 -2023-12-31	
	Procent	Belopp	Procent	Belopp
Redovisat resultat före skatt		79 597		16 139
Skatt enligt gällande skattesats	20,60	-16 397	20,60	-3 325
Ej avdragsgilla kostnader		-379		-7 285
Ej skattepliktiga intäkter		16 765		24
Justering avseende skatter för föreg år		30		0
Övrigt		-12		1
Redovisad effektiv skatt	-0,01	7	65,58	-10 584

Not 10 Licenser och mjukvaror

	2024-12-31	2023-12-31
Ingående anskaffningsvärden	6 183	6 183
Utgående ackumulerade anskaffningsvärden	6 183	6 183
Ingående avskrivningar	-5 128	-3 537
Årets avskrivningar	-658	-1 591
Utgående ackumulerade avskrivningar	-5 786	-5 128
Utgående redovisat värde	397	1 055

Not 11 Maskiner och andra tekniska anläggningar

	2024-12-31	2023-12-31
Ingående anskaffningsvärden	38 528	0
Fusion	0	38 528
Utgående ackumulerade anskaffningsvärden	38 528	38 528
Ingående avskrivningar	-22 542	0
Årets avskrivningar	-2 312	-2 311
Fusion	0	-20 231
Utgående ackumulerade avskrivningar	-24 854	-22 542
Utgående redovisat värde	13 674	15 985

Not 12 Inventarier, verktyg och installationer

	2024-12-31	2023-12-31
Ingående anskaffningsvärden	3 538	2 522
Fusion	0	1 016
Utgående ackumulerade anskaffningsvärden	3 538	3 538
Ingående avskrivningar	-2 734	-2 522
Årets avskrivningar	-102	-102
Fusion	0	-110
Utgående ackumulerade avskrivningar	-2 835	-2 734
Utgående redovisat värde	703	804

Not 13 Pågående nyanläggningar och förskott avseende materiella anläggningstillgångar

	2024-12-31	2023-12-31
Ingående anskaffningsvärden	0	0
Inköp	565	0
Utgående ackumulerade anskaffningsvärden	565	0
Utgående redovisat värde	565	0

Not 14 Andelar i koncernföretag

	2024-12-31	2023-12-31
Ingående anskaffningsvärden	3 433 585	3 462 387
Fusion	0	-28 802
Utgående ackumulerade anskaffningsvärden	3 433 585	3 433 585
Ingående nedskrivningar	-635 062	-611 062
Årets nedskrivningar	-63	-34 000
Fusion	0	10 000
Utgående ackumulerade nedskrivningar	-635 125	-635 062
Utgående redovisat värde	2 798 460	2 798 523

Not 15 Specifikation andelar i koncernföretag

Namn	Kapital- andel	Rösträtts- andel	Antal andelar	Bokfört värde
Heidelberg Materials Cement Sverige AB	100	100	1 960 000	729 418
Protenna AB	75	75	435 150	108 411
Heidelberg Materials Betong Sverige AB	100	100	800	124 494
Heidelberg Materials Ballast Sverige AB	100	100	100 000	132 400
AS Kunda Nordic Cement Corp.	75	75	1 479	42 808
Fastighets AB Limhamns Kalkbrott	100	100	1 000	51
Nordic Precast Group AB	100	100	132 436 800	1 660 737
HM Lietuva SSC UAB	100	100	2 500	49
HM Latvija SSC SIA	100	100	102 800	91
				2 798 460

	Org.nr	Säte
Heidelberg Materials Cement Sverige AB	556013-5864	Stockholm
Protenna AB	556258-8813	Malmö
Heidelberg Materials Betong Sverige AB	556188-3892	Stockholm
Heidelberg Materials Ballast Sverige AB	556016-1183	Stockholm
AS Kunda Nordic Cement Corp.	10156772	Kunda
Fastighets AB Limhamns Kalkbrott	556246-1888	Stockholm
Nordic Precast Group AB	559005-4267	Stockholm
HM Lietuva SSC UAB	304315523	Kaunas
HM Latvija SSC SIA	40203200172	Riga

Not 16 Andra långfristiga värdepappersinnehav

	2024-12-31	2023-12-31
Ingående anskaffningsvärden	9	9
Utgående ackumulerade anskaffningsvärden	9	9
Utgående redovisat värde	9	9

Not 17 Förutbetalda kostnader och upplupna intäkter

	2024-12-31	2023-12-31
Förutbetalda hyreskostnader	5 202	5 191
Förutbetalda leasingavgifter	457	356
Övriga förutbetalda kostnader	1 872	10 798
	7 531	16 345

Not 18 Antal aktier och kvotvärde

Namn	Antal aktier	Kvotvärde
Antal A-Aktier	41 947 296	25
Antal B-Aktier	11 635 373	25
	53 582 669	

Not 19 Disposition av vinst eller förlust

2024-12-31

Förslag till vinstdisposition

Styrelsen föreslår att till förfogande stående vinstmedel (kronor):

balanserad vinst	1 392 130 199
årets vinst	79 603 979
	1 471 734 178
disponeras så att	
i ny räkning överföres	1 471 734 178
	1 471 734 178

Not 20 Obeskattade reserver

	2024-12-31	2023-12-31
Akkumulerade överavskrivningar på maskiner och inventarier	13 759	11 331
	13 759	11 331

Not 21 Avsättningar

	2024-12-31	2023-12-31
Pensioner och liknande förpliktelser		
Belopp vid årets ingång	153 769	130 730
Årets avsättningar	8 334	23 039
	162 103	153 769
Övriga avsättningar pensioner		
Belopp vid årets ingång	1 914	1 954
Under året ianspråktaga belopp	-149	-40
	1 765	1 914
Avsättningar förpliktelser för ledande befattningshavare		
Belopp vid årets ingång	6 688	3 480
Årets avsättningar	966	4 207
Under året ianspråktaga belopp	-1 171	-999
	6 483	6 688

Not 22 Upplupna kostnader och förutbetalda intäkter

	2024-12-31	2023-12-31
Upplupna semesterlöner	31 760	27 368
Upplupen bonus	12 853	13 608
Övriga upplupna personalkostnader	4 166	3 941
Övriga upplupna kostnader	4 669	7 464
	53 448	52 380

Not 23 Justering för poster som inte ingår i kassaflödet

	2024-12-31	2023-12-31
Avskrivningar	3 070	4 004
Nedskrivning av andelar i dotterföretag	63	34 000
Förändring i avsättningar	7 980	20 302
Övrigt	0	-92
	11 113	58 214

Not 24 Eventualförpliktelser

	2024-12-31	2023-12-31
Ansvarighet till PRI	3 242	3 075
Faciliteter inom Heidelberg Materials Group	262 434	115 830
Hyresgarantier	0	1 869
Bankgaranti	30	30
	265 706	120 804

Stockholm, den dag som framgår av vår elektroniska signatur

Brantenberg, Giv Kouzekanani
Digitally signed by Brantenberg,
Giv Kouzekanani
Date: 2025-06-12
13:31:15+02:00

Giv Brantenberg
Verkställande direktör

KARIN COMSTEDT WEBB
Digitally signed by KARIN
COMSTEDT WEBB
Date: 2025-06-12
15:40:05+02:00

Karin Comstedt Webb
Vice verkställande direktör

Peter Linder
Digitally signed by Carl Peter
Linderoth
Date: 2025-06-13
10:17:24+02:00

Peter Linderoth
Styrelseledamot

Dominik Michel
Digitally signed by Dominik
Michel
Date: 2025-06-13
15:59:11+02:00

Dominik Michel
Styrelseledamot

Magnus Leif Oscar Cosmo
Digitally signed by Magnus
Leif Oscar Cosmo
Date: 2025-06-16
09:43:00+02:00

Magnus Cosmo
Styrelseledamot

Vår revisionsberättelse har lämnats den dag som framgår av vår elektroniska signatur

Öhrlings PricewaterhouseCoopers AB
CESAR MORE
Digitally signed by CESAR
MORE
Date: 2025-06-19
11:48:53+02:00

Cesar Moré
Auktoriserad revisor









X 556000-6057 HM Sweden AB årsredovisning 2024 final

Final Audit Report

2025-06-19

Created:	2025-06-12
By:	Kerstin Nes (kerstin.nes@heidelbergmaterials.com)
Status:	Signed
Transaction ID:	CBJCHBCAABAAM3twQxJ74jkis7uvffEbaH2cmzIQTuDC

"X 556000-6057 HM Sweden AB årsredovisning 2024 final" History

-  Document created by Kerstin Nes (kerstin.nes@heidelbergmaterials.com)
2025-06-12 - 9:23:21 AM GMT- IP address: 147.161.151.105
-  Document emailed to giv.brantenberg@heidelbergcement.com for signature
2025-06-12 - 9:25:17 AM GMT
-  Email viewed by giv.brantenberg@heidelbergcement.com
2025-06-12 - 11:30:33 AM GMT- IP address: 104.47.51.254
-  giv.brantenberg@heidelbergcement.com has agreed to the terms of use and to do business electronically with Heidelberg Materials
2025-06-12 - 11:31:15 AM GMT- IP address: 147.161.147.103
-  Document digitally signed by Brantenberg\, Giv Kouzekanani (giv.brantenberg@heidelbergcement.com)
Cloud Service Provider: BankID Norway
Certificate issuer: Intesi Group Advanced Cloud Signature Short Term CA
Secure timestamp: 2025-06-12 - 11:31:16 AM GMT
Timestamp provider: Adobe Qualified Timestamp TSU8
Signer IP address: 147.161.147.103
-  Document emailed to karin.comstedt.webb@heidelbergmaterials.com for signature
2025-06-12 - 11:31:17 AM GMT
-  Email viewed by karin.comstedt.webb@heidelbergmaterials.com
2025-06-12 - 1:37:48 PM GMT- IP address: 104.47.51.190
-  karin.comstedt.webb@heidelbergmaterials.com has agreed to the terms of use and to do business electronically with Heidelberg Materials
2025-06-12 - 1:40:05 PM GMT- IP address: 147.161.151.111



Heidelberg
Materials

Powered by
Adobe
Acrobat Sign

ank=20250716;2025071701243

ank=20250716;2025071701244

 Document digitally signed by KARIN COMSTEDT WEBB (karin.comstedt.webb@heidelbergmaterials.com)

Cloud Service Provider: BankID Sweden

Certificate issuer: Intesi Group Advanced Cloud Signature Short Term CA

Secure timestamp: 2025-06-12 - 1:40:06 PM GMT

Timestamp provider: Adobe Qualified Timestamp TSU8

Signer IP address: 147.161.151.111

 Document emailed to Peter Linderoth (peter.linderoth@heidelbergmaterials.com) for signature

2025-06-12 - 1:40:07 PM GMT

 Email viewed by Peter Linderoth (peter.linderoth@heidelbergmaterials.com)

2025-06-12 - 3:14:36 PM GMT- IP address: 104.47.51.190

 Peter Linderoth (peter.linderoth@heidelbergmaterials.com) has agreed to the terms of use and to do business electronically with Heidelberg Materials

2025-06-13 - 8:17:24 AM GMT- IP address: 94.234.90.126

 Document digitally signed by Carl Peter Linderoth (peter.linderoth@heidelbergmaterials.com)

Cloud Service Provider: BankID Sweden

Certificate issuer: Intesi Group Advanced Cloud Signature Short Term CA

Secure timestamp: 2025-06-13 - 8:17:25 AM GMT

Timestamp provider: Adobe Qualified Timestamp TSU8


Signer IP address: 94.234.90.126

 Document emailed to dominik.michel@heidelbergmaterials.com for signature

2025-06-13 - 8:17:26 AM GMT

 Email viewed by dominik.michel@heidelbergmaterials.com

2025-06-13 - 1:57:55 PM GMT- IP address: 104.47.51.190

 dominik.michel@heidelbergmaterials.com has agreed to the terms of use and to do business electronically with Heidelberg Materials

2025-06-13 - 1:59:11 PM GMT- IP address: 147.161.151.92

 Document digitally signed by Dominik Michel (dominik.michel@heidelbergmaterials.com)

Cloud Service Provider: BankID Sweden

Certificate issuer: Intesi Group Advanced Cloud Signature Short Term CA


Secure timestamp: 2025-06-13 - 1:59:12 PM GMT

Timestamp provider: Adobe Qualified Timestamp TSU8


Signer IP address: 147.161.151.92

 Document emailed to magnus.cosmo@heidelbergcement.com for signature

2025-06-13 - 1:59:13 PM GMT

 Email viewed by magnus.cosmo@heidelbergcement.com


2025-06-13 - 2:15:43 PM GMT- IP address: 188.149.193.90




**Heidelberg
Materials**

Powered by
**Adobe
Acrobat Sign**


ank=20250716:2025071701245

 magnus.cosmo@heidelbergcement.com has agreed to the terms of use and to do business electronically with Heidelberg Materials

2025-06-16 - 7:43:00 AM GMT- IP address: 147.161.151.79

 Document digitally signed by Magnus Leif Oscar Cosmo (magnus.cosmo@heidelbergcement.com)


Cloud Service Provider: BankID Sweden
Certificate issuer: Intesi Group Advanced Cloud Signature Short Term CA
Secure timestamp: 2025-06-16 - 7:43:01 AM GMT
Timestamp provider: Adobe Qualified Timestamp TSU8
Signer IP address: 147.161.151.79

 Document emailed to cesar.more@pwc.com for signature

2025-06-16 - 7:43:02 AM GMT

 Email viewed by cesar.more@pwc.com

2025-06-16 - 7:49:11 AM GMT- IP address: 62.119.64.252

 cesar.more@pwc.com has agreed to the terms of use and to do business electronically with Heidelberg Materials

2025-06-19 - 9:48:53 AM GMT- IP address: 84.17.219.58

 Document digitally signed by CESAR MORÉ (cesar.more@pwc.com)

Cloud Service Provider: BankID Sweden
Certificate issuer: Intesi Group Advanced Cloud Signature Short Term CA
Secure timestamp: 2025-06-19 - 9:48:54 AM GMT
Timestamp provider: Adobe Qualified Timestamp TSU8
Signer IP address: 84.17.219.58

 Agreement completed.

2025-06-19 - 9:48:53 AM GMT



**Heidelberg
Materials**

Powered by
**Adobe
Acrobat Sign**

Revisionsberättelse

Till bolagsstämman i Heidelberg Materials Sweden AB, org.nr 556000-6057

Rapport om årsredovisningen

Uttalanden

Vi har utfört en revision av årsredovisningen för Heidelberg Materials Sweden AB för år 2024.

Enligt vår uppfattning har årsredovisningen upprättats i enlighet med årsredovisningslagen och ger en i alla väsentliga avseenden rättvisande bild av Heidelberg Materials Sweden ABs finansiella ställning per den 31 december 2024 och av dess finansiella resultat och kassaflöde för året enligt årsredovisningslagen. Förvaltningsberättelsen är förenlig med årsredovisningens övriga delar.

Vi tillstyrker därför att bolagsstämman fastställer resultaträkningen och balansräkningen för Heidelberg Materials Sweden AB.

Grund för uttalanden

Vi har utfört revisionen enligt International Standards on Auditing (ISA) och god revisions sed i Sverige. Vårt ansvar enligt dessa standarder beskrivs närmare i avsnittet Revisorns ansvar. Vi är oberoende i förhållande till Heidelberg Materials Sweden AB enligt god revisors sed i Sverige och har i övrigt fullgjort vårt yrkesetiska ansvar enligt dessa krav.

Vi anser att de revisionsbevis vi har inhämtat är tillräckliga och ändamålsenliga som grund för våra uttalanden.

Styrelsens och verkställande direktörens ansvar

Det är styrelsen och verkställande direktören som har ansvaret för att årsredovisningen upprättas och att den ger en rättvisande bild enligt årsredovisningslagen. Styrelsen och verkställande direktören ansvarar även för den interna kontroll som de bedömer är nödvändig för att upprätta en årsredovisning som inte innehåller några väsentliga felaktigheter, vare sig dessa beror på oegentligheter eller misstag.

Vid upprättandet av årsredovisningen ansvarar styrelsen och verkställande direktören för bedömningen av bolagets förmåga att fortsätta verksamheten. De upplyser, när så är tillämpligt, om förhållanden som kan påverka förmågan att fortsätta verksamheten och att använda antagandet om fortsatt drift. Antagandet om fortsatt drift tillämpas dock inte om styrelsen och verkställande direktören avser att likvidera bolaget, upphöra med verksamheten eller inte har något realistiskt alternativ till att göra något av detta.

Revisorns ansvar

Våra mål är att uppnå en rimlig grad av säkerhet om huruvida årsredovisningen som helhet inte innehåller några väsentliga felaktigheter, vare sig dessa beror på oegentligheter eller misstag, och att lämna en revisionsberättelse som innehåller våra uttalanden. Rimlig säkerhet är en hög grad av säkerhet, men är ingen garanti för att en revision som utförs enligt ISA och god revisions sed i Sverige alltid kommer att upptäcka en väsentlig felaktighet om en sådan finns. Felaktigheter kan uppstå på grund av oegentligheter eller misstag och anses vara väsentliga om de enskilt eller tillsammans rimligen kan förväntas påverka de ekonomiska beslut som användare fattar med grund i årsredovisningen.

En ytterligare beskrivning av vårt ansvar för revisionen av årsredovisningen finns på Revisorsinspektionens webbplats: www.revisorsinspektionen.se/revisornsansvar. Denna beskrivning är en del av revisionsberättelsen.

Rapport om andra krav enligt lagar och andra författningar

Uttalanden

Utöver vår revision av årsredovisningen har vi även utfört en revision av styrelsens och verkställande direktörens förvaltning för Heidelberg Materials Sweden AB för år 2024 samt av förslaget till dispositioner beträffande bolagets vinst eller förlust.

Vi tillstyrker att bolagsstämman disponerar vinsten enligt förslaget i förvaltningsberättelsen och beviljar styrelsens ledamöter och verkställande direktören ansvarsfrihet för räkenskapsåret.

Grund för uttalanden

Vi har utfört revisionen enligt god revisionsred i Sverige. Vårt ansvar enligt denna beskrivs närmare i avsnittet Revisorns ansvar. Vi är oberoende i förhållande till Heidelberg Materials Sweden AB enligt god revisionsred i Sverige och har i övrigt fullgjort vårt yrkesetiska ansvar enligt dessa krav.

Vi anser att de revisionsbevis vi har inhämtat är tillräckliga och ändamålsenliga som grund för våra uttalanden.

Styrelsens och verkställande direktörens ansvar

Det är styrelsen som har ansvaret för förslaget till dispositioner beträffande bolagets vinst eller förlust. Vid förslag till utdelning innefattar detta bland annat en bedömning av om utdelningen är försvarlig med hänsyn till de krav som bolagets verksamhetsart, omfattning och risker ställer på storleken av bolagets egna kapital, konsolideringsbehov, likviditet och ställning i övrigt.

Styrelsen ansvarar för bolagets organisation och förvaltningen av bolagets angelägenheter. Detta innefattar bland annat att fortlöpande bedöma bolagets ekonomiska situation, och att tillse att bolagets organisation är utformad så att bokföringen, medelsförvaltningen och bolagets ekonomiska angelägenheter i övrigt kontrolleras på ett betryggande sätt. Den verkställande direktören ska sköta den löpande förvaltningen enligt styrelsens riktlinjer och anvisningar och bland annat vidta de åtgärder som är nödvändiga för att bolagets bokföring ska fullgöras i överensstämmelse med lag och för att medelsförvaltningen ska skötas på ett betryggande sätt.

Revisorns ansvar

Vårt mål beträffande revisionen av förvaltningen, och därmed vårt uttalande om ansvarsfrihet, är att inhämta revisionsbevis för att med en rimlig grad av säkerhet kunna bedöma om någon styrelseledamot eller verkställande direktören i något väsentligt avseende:

- företagit någon åtgärd eller gjort sig skyldig till någon försummelse som kan föranleda ersättningsskyldighet mot bolaget, eller
- på något annat sätt handlat i strid med aktiebolagslagen, årsredovisningslagen eller bolagsordningen.

Vårt mål beträffande revisionen av förslaget till dispositioner av bolagets vinst eller förlust, och därmed vårt uttalande om detta, är att med rimlig grad av säkerhet bedöma om förslaget är förenligt med aktiebolagslagen.

Rimlig säkerhet är en hög grad av säkerhet, men ingen garanti för att en revision som utförs enligt god revisionsred i Sverige alltid kommer att upptäcka åtgärder eller försummelser som kan föranleda ersättningsskyldighet mot bolaget, eller att ett förslag till dispositioner av bolagets vinst eller förlust inte är förenligt med aktiebolagslagen.

En ytterligare beskrivning av vårt ansvar för revisionen av förvaltningen finns på Revisorsinspektionens webbplats: www.revisorsinspektionen.se/revisornsansvar. Denna beskrivning är en del av revisionsberättelsen.

Stockholm den dag som framgår av vår elektroniska signatur

Öhrlings PricewaterhouseCoopers AB

Cesar Moré
Auktoriserad revisor

Deltagare

ÖHRLINGS PRICEWATERHOUSECOOPERS AB 556029-6740 Sverige

ÖHRLINGS PRICEWATERHOUSECOOPERS AB 556029-6740 Sverige

Signerat med Svenskt BankID

2025-06-19 09:48:09 UTC

Undertecknare

Datum


Namn returnerat från Svenskt BankID: CESAR MORE

Cesar Moré

Leveranskanal: E-post

ank=20250716,2025071701248

Heidelberg Materials



Annual and
Sustainability Report
2024

2024-20250716;2025071701249

med originalet intygas:
Kerstin Nes
Kerstin Nes
Heidelberg Materials Sweden AB
Tel 0708233910


Our year 2024



Revenue

€ 21.2 bn

Revenue by Group areas and business lines



- ▼ Europe
- ▼ EMEA
- ▼ Americas
- ▼ Asia Pacific
- Applied Resources - 2024-2026
- Digital

- CEM Cement
- RMX Products
- AGG Aggregates
- SERV Services

CO₂ emissions


527 kg

specific net CO₂ emissions per tonne of cementitious material (Scope 1)


RCO

€ 3.2 bn

Share of revenue from sustainable products



share of revenue from sustainable products



Earnings per share

€ 9.87

Outlook 2025

Result from current operations (RCO)

€ 3.25 – 3.55 bn

ROIC


9.9%

ROIC

~ 10%

CO₂ emissions

slight reduction



Employees

50,692

employees at around 3,000 locations in almost 50 countries at the end of 2024

Heidelberg Materials



Report of Heidelberg Materials AG on the

Annual Financial Statements 2024

Annual financial statements 2024 of Heidelberg Materials AG

4	Balance sheet	28	Independent auditor's report
5	Income statement	33	Responsibility statement
6	Statement of changes in fixed assets/ Notes for the 2024 financial year		
7	Notes for the 2024 financial year		
7	General information		
7	Accounting and valuation methods		
9	Notes to the balance sheet		
12	Notes to the income statement		
14	Other information		
27	Proposal for the appropriation of the balance sheet profit		

In accordance with section 315 (5) of the German Commercial Code (Handelsgesetzbuch, HGB), the management report of Heidelberg Materials AG has been combined with the Group's management report, as the business trend, economic position, and future opportunities and risks of the parent company are closely linked with the Group on account of their common activity in the building materials business.

The combined management report of Heidelberg Materials Group and Heidelberg Materials AG can be found in the Group's Annual and Sustainability Report 2024.

The list of shareholdings in accordance with section 285 no. 11 of the HGB can also be found in the notes of the Group's Annual and Sustainability Report 2024.

The annual financial statements and the combined management report of Heidelberg Materials AG and the Group for the 2024 financial year will be published in the Company Register.

Due to rounding, numbers presented in the annual financial statements may not add up precisely to the totals provided.

Assets

€m	Notes	31 Dec. 2023	31 Dec. 2024
Fixed assets			
Acquired concessions, industrial property rights, similar rights and assets, and licences thereunder		27.6	28.5
Goodwill		0.7	0.6
Prepayments		5.5	15.4
Intangible assets	1	33.8	44.6
Land and buildings		324.3	338.8
Plant and machinery		306.5	304.4
Other operating equipment		49.7	48.3
Prepayments and assets under construction		88.9	85.4
Property, plant and equipment	2	769.4	776.8
Investments in subsidiaries	3	22,292.4	22,286.9
Loans to subsidiaries	4	1,388.6	1,289.6
Investments in other participations	5	359.5	371.0
Other loans		0.0	0.0
Financial assets		24,040.5	23,947.4
		24,043.7	24,768.8
Current assets			
Raw materials and consumables		42.9	37.0
Work in progress		40.6	32.6
Finished goods and goods for resale		24.3	24.9
Prepayments		0.1	0.1
Emission rights		73.9	81.7
Inventories	6	181.9	176.3
Trade receivables		8.3	5.8
Receivables from subsidiaries		646.1	1,514.0
Receivables from other participations		3.1	16.4
Other assets		71.6	114.7
Receivables and other assets	7	729.1	1,650.9
Cash at bank and in hand		2,052.5	1,746.0
		1,963.4	3,573.2
Prepaid expenses	8	27.5	46.0
Balance sheet total		27,834.6	28,388.0

Equity and liabilities

€m	Notes	31 Dec. 2023	31 Dec. 2024
Equity			
Subscribed share capital	9	558.6	546.2
Treasury shares	9	-12.4	-10.9
Share premium	10	6,180.6	6,193.0
Other revenue reserves	11	3,968.6	3,818.4
Balance sheet profit	12	566.4	607.2
		11,261.8	11,153.9
Provisions			
Provisions for pensions	13	400.1	370.5
Tax provisions	14	286.8	292.8
Other provisions	15	176.8	205.5
		863.7	868.8
Liabilities			
	16		
Bonds payable		2,500.0	2,950.0
Bank loans		95.2	194.2
Trade payables		113.7	92.1
Liabilities to subsidiaries		12,888.4	13,108.7
Liabilities to other participations		0.7	0.9
Other liabilities		110.7	19.3
		15,708.7	16,365.1
Deferred income		0.4	0.2
Balance sheet total		27,834.6	28,388.0

Income statement

€m	Notes	2023	2024
Revenue	17	1,044.0	1,023.8
Change in finished goods and work in progress		10.3	-7.1
Own work capitalised		2.3	3.3
Operating revenue		1,056.7	1,020.1
Other operating income	18	16.7	35.7
Material costs	19	-385.8	-331.8
Personnel costs	20	-305.1	-278.5
Amortisation and depreciation of intangible assets and property, plant, and equipment		-47.6	-67.6
Other operating expenses	21	-291.2	-335.3
Operating result		43.7	42.6
Income from profit transfer agreements	22	922.5	1,174.0
Income from investments	23	11.9	33.5
Income from long-term loans	24	64.9	87.7
Other interest and similar income	24	282.0	249.6
Income from currency translation	25	923.8	725.8
Write-ups on financial assets	26	142.7	0.3
Impairment on financial assets	26	-15.1	-5.9
Interest and similar expenses	24	-601.6	-697.4
Expenses from currency translation	25	-922.2	-742.9
Taxes on income	27	-45.4	-79.2
Profit after tax		807.3	788.1
Other taxes		-1.1	-1.1
Profit for the financial year		806.2	787.0
Profit brought forward		10.2	20.2
Withdrawals from other revenue reserves		20.7	12.4
Increase of other revenue reserves		-250.0	-200.0
Income from reduction of capital		20.7	12.4
Increase of share premium		-20.7	-12.4
Expense from cancellation of treasury shares		-20.7	-12.4
Balance sheet profit		566.4	607.2

Statement of changes in fixed assets/Notes for the 2024 financial year

€m	Acquisition and production cost					Accumulated depreciation and impairment				Carrying amount		
	1 Jan. 2024	Additions	Disposals	Transfer	31 Dec. 2024	1 Jan. 2024	Additions	Disposals	Transfer	31 Dec. 2024	31 Dec. 2024	31 Dec. 2023
Intangible assets												
Acquired concessions, industrial property rights, similar rights and assets, and licences thereunder	118.5	6.3	1.4	4.7	128.1	90.9	10.0	1.4		99.5	28.6	27.6
Goodwill	70.3				70.3	69.4	0.1			69.5	0.6	0.7
Prepayments	5.5	12.0		-2.1	15.4	0.0				0.0	15.4	5.5
	194.2	18.4	1.4	2.6	213.8	160.3	10.2	1.4	0.0	169.0	44.6	33.8
Property, plant and equipment												
Land and buildings	843.4	5.8	6.2	34.9	877.9	519.1	25.3	5.6	0.3	539.1	338.8	324.3
Plant and machinery	888.0	3.9	7.4	18.5	905.0	581.5	22.9	5.6		598.8	304.4	306.5
Other operating equipment	138.9	3.9	4.3	3.8	142.3	89.3	9.2	4.2	-0.3	94.0	48.3	49.7
Prepayments and assets under construction	88.9	56.3		-59.8	85.4	0.0				0.0	85.4	88.9
	1,959.1	69.8	17.9	-2.6	2,008.6	1,189.9	57.4	15.4	0.0	1,231.9	776.9	769.4
Financial assets												
Investments in subsidiaries	22,294.0				22,294.0	1.5	5.6			7.1	22,286.9	22,292.4
Loans to subsidiaries	1,407.7	34.8	133.8		1,308.6	19.0				19.0	1,289.6	1,388.6
Investments in other participations	359.9	11.5			371.4	0.4	0.3	0.3 ¹⁾		0.4	371.0	359.5
Other loans	3.4				3.4	3.4				3.4	0.0	0.0
	24,063.0	46.3	133.8	0.0	23,977.5	24.3	5.9	0.3	0.0	29.9	23,947.5	24,040.5
Fixed Assets	26,218.3	134.5	153.1	0.0	26,199.9	1,374.5	73.5	17.1	0.0	1,430.9	24,769.0	24,843.7

1) Write-up €m0.3

Notes for the 2024 financial year

General information

Heidelberg Materials AG has its registered office in Heidelberg, Germany. The company is listed in the register of the Mannheim Local Court (Amtsgericht) under HRB number 330082. Heidelberg Materials AG is a large corporation within the meaning of section 267 of the HGB.

The 2024 financial statements of Heidelberg Materials AG are presented in compliance with the HGB, the German Stock Corporation Act (Aktien-gesetz, AktG), and the Articles of Association.

In the interest of better clarity and transparency, the remarks to be made in accordance with the statutory provisions for the items of the balance sheet and income statement on their face as well as the remarks to be made either in the balance sheet or income statement or in the Notes are listed in the Notes. The income statement classifies expenses according to their nature. The financial year is the calendar year.

For improved presentation, the figures are shown in millions of euros.

The balance sheet structure defined by the HGB has been extended on the assets side under inventories to include the item "5. Emission rights." The "income from currency translation," "write-ups on financial assets," and "expenses from currency translation" are shown as separate items in the income statement. The structure of the income statement is extended to include the voluntary subtotals "operating revenue" and "operating result" for improved clarity.

In addition, the sub-items of material costs and personnel costs are summarised in the income statement and shown separately in the Notes. The structure of the income statement has been expanded to include the item "Income from profit transfer agreements" pursuant to Section 277(3)(2) of the HGB.

The accounting and valuation methods used in the preparation of the annual financial statements remained unchanged in comparison with the previous year.

The financial statements are prepared on the assumption that the company will continue to operate for the foreseeable future. Therefore, the going concern assumption was used for the valuation.

Accounting and valuation methods

Acquired **intangible fixed assets** are capitalised at cost and amortised on a straight-line basis over the expected useful life of five to ten years. Where impairment is expected to be permanent, extraordinary write-downs are made.

The option to capitalise development costs is not used for internally generated intangible fixed assets. Expenses incurred in this respect are recognised in profit or loss in the year in which they are incurred.

The **goodwill** recognised as a result of accretions and mergers is mainly due to the acquisition of customer bases, which are amortised over the average customer retention period of between 10 and 15 years.

Prepayments are accounted for at their nominal amount.

Property, plant and equipment are valued at acquisition or production cost less amortisation and depreciation and any extraordinary write-downs. Production cost includes direct cost of materials, direct labour, and an appropriate portion of necessary materials and production overheads including production-related depreciation.

Depreciation is applied on the basis of the following useful lives:

Useful lives

	Years
Buildings	10 to 30
Plant and machinery	25
Other operating and office equipment	5 to 15
IT hardware	5

Since 1 January 2008, additions have been depreciated on a straight-line basis. Wherever possible, the declining balance depreciation method is used for assets purchased prior to 1 January 2008. The transition to straight-line depreciation takes place in the year in which the straight-line method leads to higher annual depreciation for the first time. The amortisation of exploitation rights is measured according to the reduction in substance.

Low-value assets with an acquisition cost of less than €800.00 are written off in the year of addition.

Prepayments are reported at their nominal amount. Assets under construction are recognised at acquisition or production cost.

Of the **financial assets**, investments in subsidiaries and investments in other participations are recognised at cost. Impairment that is expected to be permanent is provided for by extraordinary write-downs. Loans are valued at their nominal amount less valuation allowances. Impairment losses are reversed up to a maximum of the acquisition cost if the reasons for impairment no longer apply.

The Statement of changes in fixed assets is shown on page 6.

Inventories are stated at the lower of cost or market.

Raw materials, consumables, as well as spare parts were generally measured using the periodic LIFO method. This approach did not lead to any major differences compared with the last known market price.

Finished goods and work in progress are valued at cost on the basis of individual product costing derived from the current cost accounting. In addition to the direct cost of materials, direct labour, and other special direct costs, the cost includes an adequate share of production and material overheads, depreciation, and general administration costs. Borrowing costs are not included in the cost. Goods purchased for resale are recognised at the lower of cost or market.

Prepayments are accounted for at their nominal amount.

Adequate allowances provide for all identifiable inventory valuation risks resulting from slow-moving goods, reduced usability, and lower replacement costs.

Emission rights are shown as inventories. Emission rights granted free of charge are initially measured at a nominal value of zero. Emission rights acquired for consideration are accounted for at cost using the moving average method and are subject to write-down in the event of impairment. Provisions for the obligation to return emission rights are recognised if the actual CO₂ emissions up to the reporting date are not covered by emission rights granted free of charge. The amount of the provision for emission rights already acquired for consideration is measured at the carrying amount and, for emission rights yet to be acquired in order to fulfil the obligation, at the market value as at the reporting date.

Receivables and other assets are accounted for at their nominal value. Valuation allowances provide for identifiable individual risks. A general loss allowance of 1% (previous year: 6) of all receivables is recognised for general credit risks.

Cash at bank and in hand is reported at nominal amount.

Expenses prior to the reporting date are shown as **prepaid expenses** if they represent expenses for a certain time after this date.

Provisions for pensions are determined using actuarial principles based on biometric assumptions (Heubeck 2018 G mortality tables) according to the projected unit credit method. Future expected salary and pension increases are taken into account when calculating the obligations. The standard retirement age in the statutory pension insurance is used. For the calculation, an average market interest rate of

the past ten years is used, which is forecast on the reporting date and applies to an assumed remaining term of 15 years. The additional amount due to the new German Accounting Law Modernisation Act (Bilanzrechtsmodernisierungsgesetz, BilMoG) regulations for the measurement of provisions for pensions will be distributed at a rate of at least 1/15 in each financial year until 31 December 2024 pursuant to the transitional provisions of the BilMoG.

The impact of the discounting and the change to the discount rate recognised in profit or loss is shown in the financial result. When calculating the expense from discounting, it is presumed that changes to discount rate, defined benefit obligation, and remaining term occur at the end of the financial year.

There is a Group contractual trust agreement (CTA) to protect pension entitlements from insolvency. They are measured at fair value. These plan assets are offset against the underlying defined benefit obligations.

Securities-linked pension commitments with a capital maintenance or minimum interest guarantee are reported at the fair value of the assets as soon as this exceeds the guaranteed minimum amount in the individual case.

The **tax provisions** are reported at the necessary settlement amount according to reasonable commercial assessment.

Other provisions are reported at the necessary settlement amount which, according to reasonable commercial assessment, is necessary to cover all

impending losses and contingent liabilities as at the reporting date. Their valuation takes into consideration future price and cost increases. Provisions with a remaining term of more than one year are discounted using the average market interest rate of the last seven years, which is calculated by the German Central Bank and appropriate to the term.

The impact of the discounting and the change to the discount rate recognised in profit or loss is shown in the financial result. When calculating the expense from discounting, it is presumed that changes to discount rate, defined benefit obligation, and remaining term occur at the end of the financial year.

Liabilities are reported at the settlement amount.

Deferred income contains proceeds prior to the reporting date if they represent income for a certain time after this date.

Transactions in **foreign currency** are recognised at the average spot exchange rate effective at the time they occur. Financial assets, receivables, and liabilities, as well as contingent liabilities in foreign currency, are valued for currency translation purposes at the average spot exchange rate effective as at the reporting date – unless included in valuation units. The realisation and parity principle is applied where the remaining term exceeds one year.

Derivative financial instruments are used to cover Group-wide currency, interest rate, and price risks as part of the central financial management function. In the event of a direct hedging relationship between derivative financial instruments and the hedged item,

valuation units are formed and accounted for using the net hedge presentation method. If no adequate hedging relationship exists, anticipated losses are recognised in profit or loss.

Deferred taxes are determined for timing differences between the statutory and tax valuation of fixed assets, liabilities, and prepaid expenses. Where applicable, tax losses carried forward are also taken into account. The calculation of deferred taxes is based on the combined income tax rate, which was 29.76% (previous year: 29.70%) for Heidelberg Materials AG in the reporting year. This rate is composed of corporation tax, solidarity surcharge, and trade tax.

Deferred tax liabilities are predominantly due to different valuations of fixed assets. Deferred tax assets arise from higher obligations for defined benefit obligations and provisions for partial retirement and anniversary benefits in the financial statements prepared under the HGB. In addition, deferred tax assets result from non-tax-deductible provisions for anticipated losses and from higher valuations of inventories in the tax accounts. A total resulting tax burden is reported on the balance sheet as a deferred tax liability. In the event of an overall tax reduction, the excess deferred tax assets are not recognised on the balance sheet pursuant to the option under section 274(1)(2) of the HGB.

Pursuant to section 274(3) of the HGB, Heidelberg Materials AG does not recognise any deferred taxes resulting from the application of the minimum tax law or foreign minimum tax laws.

Notes to the balance sheet

1 Intangible assets

Additions to intangible assets mainly relate to software acquired for consideration. Depreciation and amortisation amounted to €10.4 million (previous year: 10.4).

2 Property, plant and equipment

Additions to property, plant and equipment include investments in production sites and administrative activities. Depreciation of property, plant and equipment amounted to €57.4 million (previous year: 37.1). As in the previous year, there were no write-ups on property, plant and equipment. In the financial year, an extraordinary write-down of €19.2 million was made for the closure of clinker production at the Hannover cement plant.

3 Investments in subsidiaries

In the 2024 financial year, there were no investments in subsidiaries. Heidelberg Materials Grundstücks-gesellschaft DE mbH & Co. KG, Heidelberg, was written down by €5.6 million.

4 Loans to subsidiaries

During the reporting year, loans amounting to €14.2 million were granted to Cimenterie de Lukala S.A., Democratic Republic of the Congo, and €7.3 million to Tanga Cement PLC, Tanzania. Disposals comprised €112.0 million for the repayment of the loan to Heidelberg Materials-Suez Cement S.A.E., Egypt, €7.1 million for the repayment of the loan to Scantogo Mines SA, Togo, and €15.3 million for the repayment of the loan to Hanson Quarry Products (Israel) Ltd, Israel.

5 Investments in other participations

The main investments in other participations are held in Akçansa Çimento Sanayi ve Ticaret A.S., Turkey; Südbayerisches Portland-Zementwerk Gebr. Wiesböck & Co. GmbH, Rohrdorf, Germany; and Kronimus AG, Iffezheim, Germany. The addition relates to an increase of €11.5 million in the share premium of CI4C GmbH & Co. KG, Heidenheim-Mergelstetten.

6 Inventories

Work in progress and finished goods and goods for resale predominantly comprise clinker and cement stocks.

7 Receivables and other assets

Receivables from subsidiaries mainly concern current financial receivables of €1,331.6 million (previous year: 541.5) and trade receivables of €182.4 million (previous year: 104.5). Receivables from other participations consist of financial receivables of €9.0 million (previous year: 0.1) and trade receivables of €7.4 million (previous year: 3.0).

As in the previous year, trade receivables, receivables from subsidiaries, and receivables from other participations have a remaining term of less than one year.

Other assets essentially include interest receivables, a reserve account for the non-payment of pre-financed receivables, and receivables from tax refund claims. There are no other assets with a term of more than one year in the current year (previous year: €0.1 million).

8 Prepaid expenses

The prepaid expenses item mainly contains accruals of expenses from the drawing of credit lines, which are amortised through profit or loss over the term. The balance as at the year end totalled €46.0 million (previous year: 27.5), of which €31.1 million (previous year: 17.4) relates to debt discounts.

9 Subscribed share capital and shares

Subscribed share capital and shares

€'000s	Subscribed share capital	Number of shares
1 January 2024	558,556	186,185,619
Cancellation of treasury shares	-12,352	-4,117,499
31 December 2024	546,204	182,068,120

As at the reporting date of 31 December 2024, the subscribed share capital amounts to €546,204,360. It is divided into 182,068,120 shares; the shares are no-par value bearer shares. The pro rata amount of each share is €3.00, which corresponds to a proportionate amount of the subscribed share capital.

Authorised capital

The Annual General Meeting held on 4 June 2020 authorised the Managing Board, with the consent of the Supervisory Board, to increase the company's subscribed share capital by a total amount of up to €178,500,000 by issuing new no-par value bearer shares in total in return for cash contributions and/or contributions in kind on one or more occasions in partial amounts until 3 June 2025 (Authorised Capital 2020). The shareholders must be granted subscription rights. However, the Managing Board is authorised by the Articles of Association, in certain cases described in more detail in the authorisation, to

exclude the subscription rights of shareholders – i.e. in the event of a capital increase for cash in order to realise residual amounts, to service option or conversion rights, or to issue shares totalling up to 10% of the share capital at a near-market price; or in the event of a capital increase in return for contributions in kind for the purpose of acquiring companies or within the scope of implementing a dividend in kind/dividend option. As at 31 December 2024, the authorisation to issue new shares in return for cash contributions and/or contributions in kind forming the basis of the Authorised Capital 2020 had not been used.

Conditional share capital

In addition, the conditional share capital described below existed as at 31 December 2024. The Annual General Meeting of 11 May 2023 decided to conditionally increase the subscribed share capital by a further amount of up to €115,800,000, divided into up to 38,600,000 new no-par value bearer shares (Conditional Share Capital 2023). The conditional capital increase serves to back the issuance of option or conversion rights, or option or conversion obligations on Heidelberg Materials AG shares. The conditional capital increase is only carried out insofar as the Managing Board issues warrant or convertible bonds under the authorisation until 10 May 2028 and the bearers of option or conversion rights make use of their rights. Warrant or convertible bonds may also be issued with option or conversion obligations. The shareholders generally have a subscription right to newly issued warrant or convertible bonds. The authorisation governs specific cases in which the Managing Board may exclude the subscription right of shareholders to warrant or convertible bonds. As at 31 December 2024, the authorisation to issue warrant or convertible bonds forming the basis of the Conditional Share Capital 2023 had not been used.

A corresponding volume limit as well as the deduction clauses ensure that the sum of all exclusions of subscription rights in the Authorised Capital 2020 and the Conditional Share Capital 2023 will not exceed a limit of 10% of the share capital existing at the time the authorisation to exclude the subscription right comes into force.

Authorisation to acquire treasury shares

Furthermore, the authorisation to acquire treasury shares described below existed as at 31 December 2024. On 11 May 2023, the Annual General Meeting authorised the company to acquire treasury shares up to 10 May 2028, once or several times, in whole or partial amounts, up to a total of 10% of the share capital at the time of the Annual General Meeting's resolution, or - if this amount is lower - of the share capital at the time this authorisation is exercised, for any permissible purpose within the scope of the legal restrictions. The authorisation may not be used for the purpose of trading in treasury shares. At no time may more than 10% of the respective share capital be attributable to the acquired treasury shares combined with other shares that the company has already acquired and still possesses. The shares may be acquired via the stock exchange or by way of a public purchase offer or by means of a public call for the submission of offers to sell or by issuing rights to sell shares to the shareholders. The treasury shares acquired on the basis of the authorisation will be used by selling them via the stock exchange or in another suitable manner while ensuring the equal treatment of the shareholders, or for any other purposes permitted by law. The Managing Board is authorised to cancel the acquired treasury shares with the consent of the Supervisory Board without further resolution of the Annual General Meeting. The cancellation may also be effected without a capital decrease by

adjusting the proportional amount of the remaining no-par value shares in the company's subscribed share capital. In both cases, the Managing Board is authorised to adjust the number of no-par value shares in the Articles of Association. Shareholders' subscription rights can be excluded in certain cases.

On 27 July 2023, the company announced that it would complete its 2021-2023 share buyback programme, which was initially based on the authorisation of 6 May 2021 and started on 10 August 2021, with a third tranche. With the consent of the Supervisory Board, the Managing Board extended the originally announced term ending 30 September 2023 until 28 November 2023. The total volume of the programme of up to €1 billion remained unchanged. As part of the third tranche, with a planned volume of up to €300 million, a total of 4,117,499 shares were acquired by 30 October 2023. This corresponds to a nominal amount of €12,352,497 or 2.21% of the company's subscribed share capital. The average purchase price per share paid on the stock exchange was €72.28. The total price (including incidental acquisition costs) of the repurchased shares amounted to around €298 million. The share buyback was effected in the above-mentioned period on 60 trading days by an independent investment company commissioned by the company exclusively via the Xetra trading of the Frankfurt Stock Exchange.

On 19 February 2024, the Managing Board resolved to cancel all 4,117,499 treasury shares purchased under the third tranche of the 2021-2023 share buyback programme in the period from 28 July to 30 October 2023, which represented all shares held by the company at the time, with a reduction of €12,352,497 in the subscribed share capital. This corresponds to 2.21% of the company's subscribed share capital

before cancellation and capital reduction. The Supervisory Board approved the cancellation on 21 February 2024. Following the cancellation of the shares and the capital reduction, the subscribed share capital of Heidelberg Materials AG amounts to €546,204,360 and is divided into 182,068,120 no-par value shares, each representing a notional amount of €3.00 of the subscribed share capital.

On 21 February 2024, the company announced that it would once again make use of this authorisation of 11 May 2023, to launch a share buyback programme in the second quarter after the 2024 Annual General Meeting with a total volume of up to €1.2 billion (excluding incidental acquisition costs) and a term until the end of 2026 at the latest. The share buyback will be carried out in three tranches via the stock exchange. The share buyback programme is in line with the company's financial policy and may be seen in the context of its successful reduction of net debt, good business performance in the 2023 financial year, and the participation of shareholders in the company's success. The company started the share buyback on 23 May 2024 with a first tranche in a planned volume of €350 to €400 million. A total of 3,637,360 shares were acquired by the completion of the first tranche on 25 November 2024. This corresponds to a nominal amount of €10,912,080 or 2.00% of the company's subscribed share capital. The average purchase price per share paid on the stock exchange was €95.89. The total price (including incidental acquisition costs) of the repurchased shares amounted to around €350 million. The share buyback was effected in the above-mentioned period on 133 trading days by a bank commissioned by the company exclusively via the stock exchange, in compliance with the trading conditions of Article 3 of EU Regulation 2016/1052.

The number of treasury shares as at 31 December 2024 is shown in the following overview:

Treasury shares

	Number of shares
1 January 2024	4,117,499
Cancellation of treasury shares of the 3rd tranche (Program 2021-2023)	-4,117,499
Share buyback 1st tranche (Program 2024-2026)	3,637,360
31 December 2024	3,637,360

As at 31 December 2024, the company holds 3,637,360 treasury shares, corresponding to a nominal amount of €10,912,080 or 2.00% of the company's subscribed share capital.

10 Share premium

The share premium consists mainly of premiums received for capital increases. In the 2024 financial year, €12,352,497.00 was allocated to the share premium pursuant to section 237(5) of the AktG. This amount corresponds to the subscribed share capital allocated to the cancelled shares.

Share premium

€m	2023	2024
1 January	6,159.9	6,180.6
Cancellation of treasury shares	20.7	12.4
31 December	6,180.6	6,193.0

11 Other revenue reserves

Other revenue reserves

€m	2023	2024
1 January	4,024.6	3,968.6
Withdrawals	-20.7	-12.4
Increase	250.0	200.0
Share buyback	-285.2	-337.9
31 December	3,968.6	3,818.4

As in the previous year, the other revenue reserves include the reserves for the Ehrhart Schott-Kurt Schmaltz Foundation in the amount of €0.5 million as well as for environmentally friendly structural preservation in the amount of €150.5 million.

An amount of €200.0 million (previous year: 250.0) from the profit for the financial year was allocated to other revenue reserves. Furthermore, the cancellation of the treasury shares and capital reduction reduced the item by €12,352,497.00, which corresponds to the subscribed share capital allocated to the cancelled shares.

12 Balance sheet profit

Pursuant to the resolution of the Annual General Meeting of 16 May 2024, a dividend of €546,204,360 was paid to the shareholders entitled to dividends from the balance sheet profit of €566,372,706.58 carried forward from the previous year as at 1 January 2024, resulting in a profit carried forward of €20,168,346.58.

Information on amounts excluded from payout

The measurement at fair value of the plan assets to be offset against defined benefit obligations gave rise to a difference between cost and fair value as an amount not available for payout of €10.1 million less deferred tax liabilities thereon of €3.0 million.

The provisions for defined benefit obligations (before deduction of corresponding plan assets) were calculated on the basis of the corresponding average market interest rate from the past ten financial years. Averaging on the basis of seven financial years would have resulted in a decrease in obligations of €3.9 million. No payout block is applicable to this negative difference.

The amounts excluded from payout are offset by freely available retained earnings of €3,818.4 million. A payout block concerning the balance sheet profit of €607.2 million therefore does not exist.

13 Provisions for pensions

Provisions for pensions are calculated on the basis of biometric accounting principles pursuant to the 2018 G mortality tables from Professor Dr Klaus Heubeck. A salary trend assumption of 2.8% p.a. (previous year: 2.8% p.a.) and a pension increase rate of 2.2% p.a. (previous year: 2.4% p.a.) were applied.

The discount rate as at 31 December 2024 was 1.90% p.a. (previous year: 1.83% p.a.). This is the average market interest rate of the past ten years, which is forecast on the reporting date and applies to an assumed remaining term of 15 years.

The additional amount totalling €58.3 million due to the new BilMoG regulations for the measurement of provisions for pensions will be distributed at a rate of at least 1/15 in each financial year until 31 December 2024 pursuant to the transitional provisions of the BilMoG. The proportionately added amount in the reporting year is €3.9 million. Therefore, no deficit exists at the reporting date of 31 December 2024.

The plan assets from the Group contractual trust arrangement (CTA) to be offset against the gross provisions for pensions of €460.9 million (previous year: 483.8) show a fair value of €90.4 million (previous year: 84.0) and costs of €78.7 million (previous year: 78.2) as at 31 December 2024.

The pension provision for securities-linked commitments with a capital maintenance or minimum interest rate guarantee is calculated from the defined benefit obligations in the amount of €20.0 million after deduction of the fair value of the plan assets of €20.0 million.

14 Tax provisions

The tax provisions contain provisions for income taxes for the current year and for previous years that were created for corporation tax, solidarity surcharge, trade tax, and minimum tax law, as well as interest for additional tax payments.

The current taxes from the minimum tax law for Heidelberg Materials AG amount to €1.0 million for the 2024 financial year. In addition, a total tax expense of €1.6 million for foreign units of the Group from foreign minimum tax laws is expected.

15 Other provisions

Other provisions include amounts for obligations to employees amounting to €129.7 million (previous year: 103.2), recultivation obligations amounting to €33.5 million (previous year: 28.1), impending losses from derivative financial instruments amounting to €5.5 million (previous year: 6.5), and other risks and contingent liabilities amounting to €36.2 million (previous year: 39.1).

16 Liabilities

Maturities of liabilities 31 December

€m	within 1 year		1 to 5 years		more than 5 years	
	2023	2024	2023	2024	2023	2024
Bonds payable	750.0	1,000.0	1,000.0	0.0	750.0	1,950.0
Bank loans	51.0	60.7	44.2	33.5	0.0	100.0
Trade payables	113.7	92.1	0.0	0.0	0.0	0.0
Liabilities to subsidiaries	12,558.4	12,758.7	250.0	250.0	100.0	100.0
Liabilities to other participations	0.7	0.9	0.0	0.0	0.0	0.0
Other liabilities	72.0	15.7	0.2	0.2	38.6	3.5
	13,525.8	13,928.2	1,294.4	283.6	888.6	2,153.5

Of the liabilities to subsidiaries, €13.1 billion relates to intra-Group financial transactions. As in the previous year, there were no significant trade payables during the financial year. The liabilities to other participations primarily include trade payables.

Since 27 September 2007, a €10 billion EMTN programme has been in place for Heidelberg Materials AG and Heidelberg Materials Finance Luxembourg S.A., Luxembourg. The Sustainability-linked Financing Framework for the issue of sustainability-linked bonds was added to the existing EMTN programme in May 2022, and the Green Finance Framework for the issue of green bonds was added in May 2024. As at 31 December 2024, bonds totalling €6,700 million were drawn under the EMTN programme. Of this amount, €2,950 million was attributable to Heidelberg Materials AG and €3,750 million to Heidelberg Materials Finance Luxembourg S.A.

The sustainability-linked syndicated credit line of €2 billion, signed on 13 May 2022, had only been drawn upon by Heidelberg Materials AG as a guarantee line in the amount of €195.1 million (previous year: 171.4) as at 31 December 2024.

Additional notes on other liabilities

€m	31 Dec. 2023	31 Dec. 2024
Tax liabilities	3.2	3.3
Liabilities relating to social security	3.4	3.4

Notes to the income statement

17 Revenue

Revenue development by business line

€m	2023	2024
Cement	777.0	724.9
Services	267.0	298.9
Total	1,044.0	1,023.8

Revenue development by market

€m	2023	2024
Domestic	727.0	684.4
International	317.0	339.4
Total	1,044.0	1,023.8

The revenue of the cement business line is mainly accounted for by the sale of cement, but also includes proceeds from the sale of clinker and special binders, as well as proceeds from production-related fringe benefits.

The revenue of the services business line includes, in particular, proceeds from intra-Group charges for IT, administrative, and other services, as well as intra-Group licence fees and, to a lesser extent, proceeds from leasing.

The foreign revenue mainly relates to intra-Group services and, at €161.8 million (previous year: 158.8), is attributable to the countries of the European Union and Norway.

18 Other operating income

Other operating income amounts to €35.7 million (previous year: 16.7). The non-period other operating income of €22.7 million (previous year: 7.8) includes, among other things, income from disposals of property, plant and equipment, from service charges, and from the reversal of provisions and accruals posted in the previous year.

19 Material costs

Material costs

€m	2023	2024
Cost of raw materials and consumables	282.0	232.0
Cost of goods for resale	32.6	27.0
Cost of logistics	71.3	72.8
Total	385.8	331.8

The cost of raw materials and consumables includes, among other things, fuel and electricity costs as well as expenses for the use of emission allowances. The decrease in material costs is largely due to the decrease in volumes.

20 Employees and personnel costs

Average number of employees

	2023	2024
Based on full-time equivalents		
White-collar employees	1,376	1,408
Blue-collar employees	705	664
Subtotal	2,081	2,072
Apprentices	94	92
Total	2,175	2,164

Personnel costs

€m	2023	2024
Wages, salaries	246.8	250.3
Social security costs	30.0	30.8
Expenses for retirement benefits	27.8	-2.7
Expenses for aid and support	0.4	0.1
Total	305.1	278.5

The change in expenditure on wages, salaries, and social security costs is mainly determined by the regular annual increases in wages and salaries and the increase in performance-related benefits.

Expenses for retirement benefits primarily include the service costs associated with the valuation of the pension provisions. The "salary trend" remained unchanged from the previous year at 2.8% p.a. The adjustment of the pension increase rate from 2.4% to 2.2% had an opposite effect on the valuation of pension provisions. In addition to the smaller number of people involved, this led to a decline in expenses for retirement benefits.

21 Other operating expenses

Other operating expenses amount to €335.3 million (previous year: 291.2) and primarily relate to third-party repairs and maintenance of €21.5 million (previous year: 25.0), external IT services of €76.1 million (previous year: 61.7), audit and consulting expenses of €23.1 million (previous year: 20.7), costs for restructuring measures of €22.5 million (previous year: 4.4), and intra-Group service charges of €93.7 million (previous year: 87.0). Other operating expenses include non-period expenses of €6.2 million (previous year: 5.4). These are mainly attributable to additional charges from previous years. Furthermore, the addition of 1/15 of the transitional balance from the BilMoG adjustment in 2010 to the pension provisions, totalling €3.9 million (previous year: 3.9), is shown in other operating expenses.

22 Income from profit transfer agreements

In the financial year, a profit of €1,174.0 million (previous year: 922.5) was absorbed from the Heidelberg Materials International Holding GmbH, Heidelberg.

23 Income from investments

Income from investments

€m	2023	2024
Income from investments	11.9	33.5
thereof income from subsidiaries	4.6	17.8
thereof income from participations	7.3	15.8

Most of the income from subsidiaries relates primarily to distributions from PT Indocement Tunggal Prakarsa Tbk., Indonesia, HCT Holding Malta Limited, Malta, and Heidelberg Materials Grundstücksgesellschaft DE mbH & Co. KG, Heidelberg. The income from investments relates in particular to distributions from Südbayerisches Portland-Zementwerk Gebr. Wiesböck & Co. GmbH, Rohrdorf, Germany, and Akçansa Çimento Sanayi ve Ticaret A.S., Turkey.

24 Interest result

Interest result

€m	2023	2024
Income from long-term loans	64.9	87.7
thereof income from subsidiaries	64.9	87.7
Other interest and similar income	282.0	249.6
thereof income from subsidiaries	107.0	87.1
Interest and similar expenses	-601.6	-697.4
thereof income from subsidiaries	-487.4	-581.9
Total	-254.7	-360.1

The rise in interest on loans is mainly due to the issuance of new loans.

Lower interest and similar income, and higher interest expenses, are attributable to the increase in intra-Group financing activities and the taking out of new loans.

The interest income or interest expenses from the discounting of pension and other non-current provisions included in other interest and similar income or similar expenses can be broken down as follows:

Interest result from compounding

€m	2023	2024
Expenses on interest component from compounding of pension provisions and other non-current provisions	-9.1	-9.4
Income on changes in discounting rate	3.0	4.6
Total	-6.1	-4.8

The income from the change in the fair value of the plan assets amounts to €8.4 million (previous year: €9.7) and is reported under other interest and similar income.

25 Foreign exchange gains and losses

Foreign exchange gains and losses

€m	2023	2024
Foreign exchange gains	923.8	725.8
Foreign exchange losses	-922.2	-742.9
Total	1.6	-17.1

Foreign exchange gains and losses relate almost exclusively to intra-Group financing measures and liquidity management and are therefore shown in the financial result.

26 Impairment on financial assets

There were no significant write-ups on financial assets in the financial year (previous year: €142.7 million). The write-down was mainly attributable to Heidelberg Materials Grundstücksgesellschaft DE mbH & Co. KG, Heidelberg, in the amount of €5.5 million.

27 Taxes on income

€13.0 million (previous year: 1.0) of the income tax expense amounting to €79.1 million (previous year: 45.4) is attributable to expenditure from previous years.

Other information

28 Contingent liabilities and other financial obligations

Contingent liabilities and other financial obligations

€m	31 Dec. 2023	31 Dec. 2024
Liabilities from guarantees	697.3	761.0
thereof in favour of subsidiaries	696.8	760.5
Guarantees for capital market loans taken out	4,066.8	3,414.7
thereof in favour of subsidiaries	4,066.8	3,414.7
Other liabilities	204.1	238.2
thereof in favour of subsidiaries	187.7	222.1
Total	4,968.2	4,413.9

Furthermore, letters of comfort were issued to subsidiaries.

On the basis of knowledge gained within the framework of the Group-wide internal control system at the time this report was prepared, it is expected that the liabilities of the relevant companies underlying the contingent liabilities can be fulfilled and that the contingent liabilities and other financial obligations will therefore not be used.

29 Other financial commitments

The other financial commitments mainly concern expenditure under lease and rental liabilities to third parties, in which the economic ownership is not attributable to Heidelberg Materials AG and was therefore not capitalised. Leased or rented property primarily includes real estate and other fixed assets, thereby stabilising the liquidity planning. There is no risk of fluctuation of lease and rental liabilities. As at 31 December 2024, there were no payment obligations to subsidiaries.

The following overview shows the due dates of the financial commitments from lease and rental liabilities as at 31 December 2024:

Maturities of financial commitments from lease and rental liabilities

€m	within 1 year	1 to 5 years	more than 5 years
Lease and rental liabilities	1.7	2.9	3.0

30 Derivative financial instruments

The operating activities and financing of an international group are subject to risks arising from changes in exchange rates, interest rates, and raw material prices. The risk areas are continuously monitored by the Group Treasury department and managed within the framework of our internal Group guidelines. To minimise these risks, derivative financial instruments are used as hedging transactions. As parent company of the Group, Heidelberg Materials AG concludes these transactions for other Group companies as well.

Currency risks arising in connection with transactions with third parties in foreign currencies (transaction risks) are hedged through the use of derivative financial instruments. Foreign exchange swaps and currency forwards are used. Potential changes in the market interest rate give rise to interest rate risks. These risks are maintained within the parameters set by the Group's Chief Financial Officer and are hedged by the use of financial instruments, primarily interest rate swaps. In individual cases, price risks are hedged through the use of commodity derivatives.

New contracts on derivative financial instruments with third parties are generally taken out in the name of Heidelberg Materials AG as the Group-wide in-house bank. These third parties are, without exception, banks. If required, derivatives concluded by Heidelberg Materials AG with third parties are transferred internally to subsidiaries.

The following table provides an overview of the financial instruments that are grouped into one valuation unit as part of a micro hedge. As the conditions of the underlying and hedging instrument match, future fluctuations in value and changes in cash flows are, as a general rule, offset until and beyond the reporting date (volume matching and maturity matching).

In the reporting year, there was no significant excess loss for which a provision for contingent losses was formed. The prospective effectiveness is determined using the critical terms match method, and the retrospective effectiveness by the change in fair value method. The valuation unit is recognised in the balance sheet using the net hedge presentation method.

The remaining derivative financial instruments essentially act to hedge foreign currency loans and deposits as well as interest rate risks, for which a valuation unit is not explicitly recognised.

A provision for potential losses of €5.4 million was recognised for open positions with a negative fair value. Open positions with a positive fair value of €7.9 million are not recognised as pending transactions.

Valuation units

Amount of underlying transaction / secured risk	Underlying transaction / Hedge accounting	Losses not recognised in €m	Secured risk	Maturity
15 Mio USD	Commodity Derivatives / Derivatives	0.9	Price	2025-2026
5 Mio GBP	Commodity Derivatives / Derivatives	0.4	Price	2025-2027
7 Mio EUR	Commodity Derivatives / Derivatives	0.9	Price	2025-2026
1,426 Mio NOK	Assets / Liabilities / Derivatives	0.0	Currency	2025
1,000 Mio AUD	Assets / Liabilities / Derivatives	0.0	Currency	2025
1,000 Mio USD	Assets / Liabilities / Derivatives	0.0	Currency	2025
1,400 Mio GBP	Assets / Liabilities / Derivatives	4.5	Currency	2025
221 Mio TJS	Assets / Liabilities / Derivatives	2.4	Currency	2026
853 Mio USD	Swaps / Derivatives	22.5	Currency	2027
750 Mio EUR	Swaps / Derivatives	46.8	Interest	2027
1,000 Mio USD	Swaps / Derivatives	20.1	Currency	2030

Derivative financial instruments

€m	Nominal value	Fair value	Valuation method
Currency forwards 3rd party	133.4	-1.4	Discounted cash flow method
Foreign exchange swaps 3rd party	2,942.8	3.0	Discounted cash flow method
Currency forwards consolidated	39.0	0.5	Discounted cash flow method
Foreign exchange swaps consolidated	47.7	0.3	Discounted cash flow method
Total	3,163.0	2.4	

31 Related parties disclosures

The following significant transactions were carried out with related parties, for which, in accordance with section 285(1)(21)(2) of the HGB, no details are provided concerning transactions with companies that are indirectly or directly owned by Heidelberg Materials AG with a 100 % shareholding and included in the consolidated financial statements of Heidelberg Materials AG.

Related parties disclosures

Transaction	Relationship		
	Subsidiaries	Joint Ventures	Associates
Disposal	41.6	28.1	8.3
Acquisition	13.1	0.0	13.6
Procured services	24.2	0.1	0.1
Provided services	44.4	5.9	9.0
Granted funding (including cashpooling)			
- Valuta	478.5	18.8	0.0
- Interest expenses current year	61.7	2.9	0.0
Received funding (including cashpooling)			
- Valuta	134.5	15.0	0.0
- Interest expenses current year	5.0	0.9	0.0
Granted guarantees			
- Nominal	49.8	0.5	0.0
- Utilisation	43.8	0.5	0.0

32 Supervisory Board and Managing Board remuneration

Supervisory Board and Managing Board remuneration

€m	2023	2024
Supervisory Board remuneration		
Attendance fees	0.2	0.2
Remuneration for committee work	0.5	0.5
Fixed remuneration	1.1	1.1
	1.9	1.9
Managing Board remuneration		
Non-performance-related remuneration	6.2	8.6
Performance-related remuneration	8.5	8.2
Remuneration with long-term incentive	11.4	13.7
	26.0	30.5
Benefits to former members of the Managing Board and their surviving dependents	4.3	8.6
Pension provision for former members of the Managing Board and their surviving dependents as at 31 December	81.8	60.0

In addition to the remuneration for their activities on the Supervisory Board, employee representatives on the Supervisory Board who are employees of Heidelberg Materials AG or one of its subsidiaries received remuneration in accordance with their contracts of employment, the level of which corresponded to an appropriate remuneration for their relevant functions and tasks within the Group.

33 Declaration in accordance with section 161 of the German Stock Corporation Act concerning the German Corporate Governance Code

The declaration of compliance with the German Corporate Governance Code as required by section 161 of the AktG was submitted by the Managing Board

and the Supervisory Board of Heidelberg Materials AG and made available on the internet (see www.heidelbergmaterials.com, under Company/Corporate governance/Declaration of compliance pursuant to section 161 of the German Stock Corporation Act (Aktiengesetz)).

34 Group relationships

As the controlling company of the Group, Heidelberg Materials AG prepares the consolidated financial statements for the largest scope of consolidation pursuant to section 315e(1) of the HGB, which are published in the company register.

35 Auditor's fees

Pursuant to section 285(1)(17) of the HGB, the fees of the independent auditor calculated for the reporting year are not stated here as this information is included in the consolidated financial statements of Heidelberg Materials AG. The auditor's services mainly comprised services for the audit of the financial statements and, to a lesser extent, other assurance services. The other assurance services mainly relate to the audit to obtain limited assurance on the non-financial statement, the issuance of a comfort letter in connection with the €10 billion Euro Medium Term Note (EMTN) programme, and the audit of the remuneration report.

36 Notifications of voting rights pursuant to the German Securities Trading Act (WpHG)

On 21 February 2024, Heidelberg Materials AG announced, pursuant to section 41(1) of the German Securities Trading Act (Wertpapierhandelsgesetz, WpHG), that the new total number of voting rights with immediate effect amounts to 182,068,120. The background to this notification is the Managing

Board's decision of 19 February 2024 to cancel all 4,117,499 treasury shares purchased under the third tranche of the 2021–2023 share buyback programme from 28 July to 30 October 2023, with a reduction in the subscribed share capital. The Supervisory Board approved the cancellation on 21 February 2024.

On 25 February 2025, Heidelberg Materials AG announced, pursuant to section 41(1) of the WpHG, that the new total number of voting rights with immediate effect amounts to 178,430,760. The background to this notification is the Managing Board's decision of 21 February 2025 to cancel all 3,637,360 treasury shares purchased under the first tranche of the 2024–2026 share buyback programme from 23 May to 25 November 2025, with a reduction in the subscribed share capital. The Supervisory Board approved the cancellation on 25 February 2025.

In accordance with the WpHG, the company was given the following notifications of voting rights prior to the preparation of the annual financial statements:

Mr Ludwig Merckle informed us in a voluntary group notification due to crossing a threshold on subsidiary level pursuant to sections 33 and 34 of the WpHG that his voting rights in Heidelberg Materials AG amounted to 28.88% on 29 February 2024. 25.64% of the voting rights are attributed to Mr Merckle pursuant to section 34 of the WpHG and 3.24% pursuant to section 38(1), no. 1 of the WpHG (Instruments). In each case, these voting rights are attributable to Mr Merckle via four chains of companies under his control, in each case beginning with PH Vermögensverwaltung GmbH and ending with Spohn Cement Beteiligungen GmbH. Spohn Cement Beteiligungen GmbH directly holds 25.64% of the voting rights; including the instruments held directly by it within the meaning of section 38(1), no. 1 of the WpHG, its share of the voting rights is 28.88%.

Artisan Partners Asset Management Inc., Wilmington, Delaware, USA, informed us pursuant to sections 33 and 34 of the WpHG that its voting right in HeidelbergCement AG (today Heidelberg Materials AG) on 28 September 2021 exceeded the threshold of 5% and amounted to 5.02% on that date. These voting rights are attributed to Artisan Partners Asset Management Inc. pursuant to section 34 of the WpHG via the following companies under its control: Artisan Partners Holding LP, Artisan Investments GP LLC, and Artisan Partners Limited Partnership. Artisan Partners Limited Partnership is attributed 5.02% of the voting rights.

BlackRock, Inc., Wilmington, Delaware, USA, informed us pursuant to sections 33 and 34 of the WpHG that its voting right in Heidelberg Materials AG exceeded the threshold of 5% on 10 June 2024 and amounted to 5.02% on that date. 4.90% of the voting rights were attributed to BlackRock, Inc. pursuant to section 34 of the WpHG. 0.001% of the voting rights were attributed to the company pursuant to section 38(1), no. 1 of the WpHG. 0.11% of the voting rights pursuant to section 38(1), no. 2 of the WpHG.

In a further notification, BlackRock, Inc. informed us pursuant to sections 33 and 34 of the WpHG that its voting right in Heidelberg Materials AG fell below the threshold of 5% on 11 June 2024 and amounted to 4.81% on that date. 4.70% of the voting rights were attributed to BlackRock, Inc. pursuant to section 34 of the WpHG. 0.11% of the voting rights were attributed to the company pursuant to section 38(1), no. 2 of the WpHG.

In the 2024 reporting year, BlackRock, Inc. sent us 19 further notifications, in each of which it informed us that its voting right in Heidelberg Materials AG either exceeded or fell below the threshold of 5% on 12, 13, 14, 17, 18, 21, 24, 25, 26 and 28 June 2024, on 4, 5, 9, 10 and 11 July 2024, on 24 and 25 Septem-

ber 2024 and on 3 October 2024. One notification was made due to a restructuring of the group as of 1 October 2024. In its last notification in the reporting year, BlackRock, Inc. informed us pursuant to sections 33 and 34 of the WpHG that its voting right in Heidelberg Materials AG fell below the threshold of 5% on 3 October 2024 and amounted to 4.70% on that date. 4.53% of the voting rights were attributed to BlackRock, Inc. pursuant to section 34 of the WpHG. 0.12% of the voting rights were attributed to the company pursuant to section 38(1), no. 1 of the WpHG, and 0.04% of the voting rights pursuant to section 38(1), no. 2 of the WpHG.

In the current 2025 financial year, BlackRock, Inc. has so far sent us 19 notifications, each notifying us that its voting right in Heidelberg Materials AG either exceeded or fell below the threshold of 5% on 31 December 2024 and on 6, 7, 8, 21, 22, 24, 28 and 29 January 2025 and on 17, 18, 19, 20, 21, 24, 25 and 27 February 2025 and on 4 and 5 March 2025. In its most recent notification, BlackRock, Inc. informed us pursuant to sections 33 and 34 of the WpHG that its voting right in Heidelberg Materials AG exceeded the threshold of 5% on 5 March 2025 and amounted to 5.51% on that date. 5.35% of the voting rights were attributed to BlackRock, Inc. pursuant to section 34 of the WpHG. 0.001% of the voting rights were attributed to the company pursuant to section 38(1), no. 1 of the WpHG, and 0.16% of the voting rights pursuant to section 38(1), no. 2 of the WpHG.

The Capital Group Companies, Inc., Los Angeles, USA, informed us pursuant to sections 33 and 34 of the WpHG that its voting rights in Heidelberg Materials AG exceeded the threshold of 5% on 14 February 2025 and amounted to 5.06% on this date. These voting rights are attributed to The Capital Group Companies, Inc. pursuant to section 34 of the WpHG via its subsidiary Capital Research and Management Company. An individual fund, Euro-

Pacific Growth Fund, Wilmington, Delaware, USA, held 3% or more of the voting rights in Heidelberg Materials AG on 14 February 2025. EuroPacific Growth Fund had already informed us pursuant to section 33 of the WpHG that its voting right in Heidelberg Materials AG exceeded the threshold of 3% on 28 January 2025 and amounted to 3.03% on this date.

Black Creek Investment Management, Inc., Toronto, Canada, informed us pursuant to sections 33 and 34 of the WpHG that its voting rights in HeidelbergCement AG (today Heidelberg Materials AG) fell below the threshold of 3% on 6 March 2023 and amounted to 2.98% on this date.

Société Générale S.A., Paris, France, informed us pursuant to section 25a(1) of the WpHG that its voting right in our company fell below the threshold of 5% of the voting rights on 13 August 2015 and amounted to 3.84% on that date. Of these voting rights, 3.77% was accounted for by voting rights through (financial/other) instruments according to section 25a of the WpHG, of which 2.77% were held indirectly, and 0.07% was accounted for by voting rights through (financial/other) instruments according to section 25 of the WpHG, of which 0.04% were held indirectly. Voting rights pursuant to sections 21 and 22 of the WpHG accounted for 0%.

The respective shareholder structure can be found on our website www.heidelbergmaterials.com under Investor Relations/Shares and ADRs/Shareholder Structure.

37 Boards

Managing Board

At present, there are nine members on the Managing Board of Heidelberg Materials AG: in addition to the Chairman of the Managing Board and the Chief Financial Officer, there are four members of the Managing Board with regional responsibilities and three further members with responsibility for sustainability, digitalisation and technology.

Dr Dominik von Achten

Chairman of the Managing Board

Member of the Managing Board since 2007; Chairman of the Managing Board since 2020; appointed until January 2028

Area of responsibility:

Communication & Investor Relations, Strategy & Development/M&A, Human Resources incl. Health & Safety, Internal Audit, Legal, Compliance

External Mandates:

- Kunststoffwerk Philippine GmbH & Co. KG²⁾, Lahnstein, and Saarpol Klaus Eckhardt GmbH Neunkirchen Kunststoffe KG²⁾, Neunkirchen (jointly meeting advisory board of Philippine Saarpol group)
- Verlag Lensing-Wolff GmbH & Co. KG („Lensing Media“)²⁾, Dortmund

René Aldach

Chief Financial Officer

Member of the Managing Board since 2021; appointed until August 2029

Area of responsibility:

Corporate Finance, Data Governance, Procurement, Reporting Controlling & Consolidation & Data Hub, Shared Service Center, Tax, Treasury, Insurance & Risk, Australia

External mandates:

- Akçansa Çimento Sanayi ve Ticaret A.Ş.^{2),3)}, Turkey (since 15 April 2024)
- Cement Australia Holdings Pty Ltd²⁾, Australia
- Cement Australia Pty Limited²⁾, Australia
- Cement Australia Partnership²⁾, Australia

Group mandates:

- Heidelberg Materials Asia Pte. Ltd.²⁾, Singapore
- Heidelberg Materials Canada Holding Limited²⁾, UK
- Heidelberg Materials Holding S.à.r.l.²⁾, Luxembourg
- Heidelberg Materials Italia Cementi S.p.A.²⁾, Italy (Deputy Chairman) (until 18 April 2024)
- Heidelberg Materials UK Holding Limited²⁾, UK
- Heidelberg Materials UK Holding II Limited²⁾, UK
- PT Indocement Tungal Prakarsa Tbk.^{2),3)}, Indonesia
- S.A. Heidelberg Materials Benelux N.V.²⁾, Belgium



Dr Katharina Beumelburg

Chief Sustainability & New Technologies Officer since 1 October 2024
Member of the Managing Board since 1 October 2024; appointed until September 2027

Area of responsibility:
Environmental, Social, Governance (ESG), Innovation Hub, Research & Development, Technologies & Partnerships, supplementary cementitious materials (coordination), alternative fuels (coordination)

Roberto Callieri

Member of the Managing Board since 1 January 2024;
appointed until December 2026

Area of responsibility:
Asia within the Asia-Pacific Group area

External mandates:

- Alliance Construction Materials Limited²⁾, Hong Kong S.A.R. (since 1 February 2024)
- China Century Cement Ltd.²⁾, Bermuda (since 8 February 2024)
- Easy Point Industrial Ltd.²⁾, Hong Kong S.A.R. (since 8 February 2024)
- Guangzhou Heidelberg Yuexiu Enterprise Management Consulting Company Ltd.²⁾, China (since 1 February 2024)
- Jidong Heidelberg (Fufeng) Cement Company Limited²⁾, China (since 29 February 2024)
- Jidong Heidelberg (Jingyang) Cement Company Limited²⁾, China (since 28 February 2024)
- Squareal Cement Ltd²⁾, Hong Kong S.A.R. (since 8 February 2024)

Group mandates:

- Asia Cement Public Company Limited²⁾, Thailand
- Gulbarga Cement Limited²⁾, India (since 14 March 2024)
- HeidelbergCement Holding HK Limited²⁾, Hong Kong S.A.R. (since 1 February 2024)
- HeidelbergCement India Limited^{2),3)}, India (since 14 March 2024)
- Heidelberg Materials Asia Pte. Ltd.²⁾, Singapore (Chairman) (since 1 February 2024)
- Heidelberg Materials Bangladesh Plc.^{2),3)}, Bangladesh (Chairman) (since 6 March 2024)
- Heidelberg Materials Butra Sdn. Bhd.²⁾, Brunei Darussalam (Chairman) (since 1 February 2024)
- Jalapathan Cement Public Company Limited²⁾, Thailand
- PT Indocement Tungal Prakarsa Tbk.^{2),3)}, Indonesia (Chairman) (since 14 May 2024)
- Zuari Cement Limited²⁾, India (Chairman) (since 1 February 2024)

Axel Conrads

Chief Technical Officer since 1 February 2024
Member of the Managing Board since 1 February 2024; appointed until January 2027

Group mandates:
- Italmec Cement Company Ltd.²⁾, Cyprus

Area of responsibility:
Global technical Competence Centers: Cement (CCC), Aggregates & Asphalt (CCA) and Readymix (CCR)

Kevin Gluskie

Member of the Managing Board from 2016 until January 2024

Area of responsibility:

Asia-Pacific, Competence Center Readymix

External mandates:

- Alliance Construction Materials Limited²⁾, Hong Kong S.A.R. (until 1 February 2024)
- China Century Cement Ltd.²⁾, Bermuda (until 8 February 2024)
- Easy Point Industrial Ltd.²⁾, Hong Kong S.A.R. (until 8 February 2024)
- Guangzhou Heidelberg Yuexiu Enterprise Management Consulting Company Ltd.²⁾, China (until 1 February 2024)
- Jidong Heidelberg (Fufeng) Cement Company Limited²⁾, China (until 29 February 2024)
- Jidong Heidelberg (Jingyang) Cement Company Limited²⁾, China (until 28 February 2024)
- Squareal Cement Ltd²⁾, Hong Kong S.A.R. (until 8 February 2024)

Group mandates:

- Asia Cement Public Company Limited²⁾, Thailand (until 23 February 2024)
- Gulbarga Cement Limited²⁾, India (until 13 March 2024)
- HeidelbergCement Holding HK Limited²⁾, Hong Kong S.A.R. (until 31 January 2024)
- HeidelbergCement India Limited^{2),3)}, India (until 13 March 2024)
- HeidelbergCement Myanmar Company Limited²⁾, Myanmar
- Heidelberg Materials Asia Pte. Ltd.²⁾, Singapore (Chairman) (until 31 January 2024)
- Heidelberg Materials Bangladesh Limited^{2),3)}, Bangladesh (Chairman) (until 31 January 2024)
- Heidelberg Materials Butra Sdn. Bhd.²⁾, Brunei Darussalam (Chairman) (until 31 January 2024)
- PT Indocement Tunggai Prakarsa Tbk.^{2),3)}, Indonesia (Chairman until 14 May 2024)
- Zuari Cement Limited²⁾, India (Chairman) (until 13 March 2024)

Hakan Gurdal

Member of the Managing Board since 2016; appointed until January 2029

Area of responsibility:

Africa-Mediterranean-Western Asia, Heidelberg Materials Trading

External mandates:

- Afrika-Verein der deutschen Wirtschaft e.V.²⁾, Hamburg
- Akçansa Çimento Sanayi ve Ticaret A.S.^{2),3)}, Turkey (Deputy Chairman)
- Asment de Temara S.A.²⁾, Morocco
- CEMZA (PTY) LTD²⁾, South Africa
- Continental Blue Investment SA²⁾, Switzerland
- Vassiliko Cement Works Ltd.²⁾, Cyprus

Group mandates:

- Austral Cimentos Sofala SA²⁾, Mozambique
- Calcim SA²⁾, Benin (Chairman)
- Cimbenin SA²⁾, Benin (Chairman)
- CimBurkina S.A.²⁾, Burkina Faso
- Cimenterie de Lukala S.A.²⁾, Democratic Republic of the Congo
- Ciments du Maroc S.A.^{2),3)}, Morocco
- Ciments du Togo SA²⁾, Togo
- Ghacem Ltd.²⁾, Ghana (Chairman)

- Granuburkina SA²⁾, Burkina Faso (Chairman)
- Hanson Israel Limited²⁾, Israel
- Heidelberg Materials - Helwan Cement S.A.E.²⁾, Egypt (Chairman)
- Heidelberg Materials - Suez Cement S.A.E.²⁾, Egypt
- Heidelberg Materials - Tourah Cement S.A.E.²⁾, Egypt
- HM Trading Global GmbH²⁾, Heidelberg
- JSC „Cesla“²⁾, Russia
- La Societe GRANUTOGO SA²⁾, Togo (Chairman)
- Mamba Cement Company²⁾, Tanzania (since September 2024)
- Scancem Holding AS²⁾, Norway (Chairman)
- Scancem International DA²⁾, Norway (Chairman)
- Scantogo Mines SA²⁾, Togo (Chairman)
- Tanga Cement PLC²⁾, Tanzania (Chairman)
- Tanzania Portland Cement Public Limited Company^{2),3)}, Tanzania (Chairman)

Dr Nicola Kimm

Chief Sustainability Officer
Member of the Managing Board from 2021 until August 2024

Area of responsibility:
 Environmental Social Governance (ESG), Research & Development

Dennis Lentz

Chief Digital Officer
Member of the Managing Board since 2021; appointed until August 2029

Area of responsibility:
 Digitalisation, Information Technology

External mandates:
 - Giatec Scientific Inc.²⁾, Canada
 - Project Potter Parent GP, LLC²⁾, Cayman Islands

Group mandates:
 - Volt RMC Solutions Canada Ltd.²⁾, Canada

Jon Morrish

Member of the Managing Board since 2016; appointed until January 2029

Area of responsibility:
 Europa, International Associations (e.g. GCCA, CEMBUREAU)

External mandates:
 - Duna-Dráva Cement Kft.²⁾, Hungary (since 1 January 2024)
 - Heidelberg Materials Cement BiH d.d. Kakanj²⁾, Bosnia-Herzegovina (since 23 May 2024)

Group mandates:
 - Castle Cement Limited²⁾, UK
 - Górzadze Cement S.A.²⁾, Poland (Chairman) (since 1 January 2024)
 - Hanson Quarry Products Europe Limited²⁾, UK
 - Heidelberg Materials Central Europe B.V.²⁾, Netherlands (Chairman) (since 1 January 2024)
 - Heidelberg Materials CZ, a.s.²⁾, Czechia (since 1 January 2024)
 - Heidelberg Materials Devnya JSC²⁾, Bulgaria (Chairman)
 - Heidelberg Materials Hellas S.A.²⁾, Greece (Chairman)
 - Heidelberg Materials Holding S.à.r.l.²⁾, Luxembourg (until 13 December 2024)
 - Heidelberg Materials Iberia Holding, S.L.²⁾, Spain
 - Heidelberg Materials Italia Cementi S.p.A.²⁾, Italy (Deputy Chairman)
 - Heidelberg Materials Nederland N.V.²⁾, Netherlands
 - Heidelberg Materials Northern Europe AB²⁾, Sweden (Chairman) (from 4 January until 14 November 2024)
 - Heidelberg Materials Romania SA²⁾, Romania (since 1 January 2024)
 - Heidelberg Materials Vulkan JSC²⁾, Bulgaria (Chairman)
 - S.A. Heidelberg Materials Benelux N.V.²⁾, Belgium



Chris Ward

Member of the Managing Board since 2019; appointed until August 2028

Area of responsibility:

North America

External mandates:

- Project Potter Parent GP, LLC³⁾, Cayman Islands

Group mandates:

- Carver Sand & Gravel²⁾, USA (Chairman) (since 11 September 2024)
- Commercial Aggregates Transportation and Sales LLC²⁾, USA (Chairman)
- Constar LLC²⁾, USA
- County Line Quarry, LLC²⁾, USA (Chairman) (since 11 September 2024)
- Erie Associates, LP²⁾, USA (Chairman) (since 11 September 2024)
- Essroc Holdings LLC²⁾, USA
- Hanson Aggregates WRP, Inc.²⁾, USA (Chairman) (dissolved on 31 March 2024)
- Hanson Building Materials America LLC²⁾, USA
- Hanson Micronesia Cement, Inc.²⁾, USA (Chairman)
- Hanson Permanente Cement of Guam, Inc.²⁾, USA (Chairman)
- HBMA Holdings LLC²⁾, USA
- Heidelberg Materials Canada Holding Limited²⁾, UK
- Heidelberg Materials Canada Limited²⁾, Canada (Chairman)
- Heidelberg Materials Midwest Agg, Inc.²⁾, USA (Chairman)
- Heidelberg Materials Northeast LLC²⁾, USA (Chairman)
- Heidelberg Materials Northeast-NY LLC²⁾, USA (Chairman)
- Heidelberg Materials Southeast Agg LLC²⁾, USA (Chairman)
- Heidelberg Materials Southwest Agg LLC²⁾, USA (Chairman)
- Heidelberg Materials TDPS LLC²⁾, USA (Chairman) (since 11 July 2024)
- Heidelberg Materials UK Holding II Limited²⁾, UK
- Heidelberg Materials US, Inc.²⁾, USA
- Heidelberg Materials US Cement LLC²⁾, USA
- Highway Materials, LLC²⁾, USA (Chairman) (since 11 September 2024)
- HM Northwest Cement Company²⁾, USA
- HM Northwest Marine, LLC²⁾, USA (Chairman)

- HM Pacific Northwest, Inc.²⁾, USA (Chairman)
- HM SEFA Group, LLC²⁾, USA (Chairman)
- HM SEFA Transportation LLC²⁾, USA (Chairman)
- HM Southeast Cement LLC²⁾, USA (Chairman)
- HM South Texas Concrete LLC²⁾, USA (Chairman)
- HM South Texas Stabilized Sand LLC²⁾, USA (Chairman)
- HM US Receivables LLC²⁾, USA
- HM US Services LLC²⁾, USA
- HNA Investments²⁾, USA
- KH 1 Inc.²⁾, USA
- Lehigh Southwest Cement Company²⁾, USA (Chairman)
- LHI Duomo Holdings LLC²⁾, USA
- Seacoast Products, Inc.²⁾, USA
- St. Thomas Development, LLC²⁾, USA (Chairman) (since 11 September 2024)
- T.D.P.S. Materials, LP²⁾, USA (Chairman) (since 11 September 2024)

1) Membership in legally required supervisory boards of German companies

2) Membership in comparable German and foreign supervisory committees of commercial enterprises

3) Publicly listed company

Supervisory Board

According to the Articles of Association, the Supervisory Board of Heidelberg Materials AG consists of twelve members. Half of the members shall be elected by the Annual General Meeting according to the provisions of the German Stock Corporation Act and half by the employees according to the provisions of the German Co-determination Act.

Dr Bernd Scheifele

Chairman of the Supervisory Board

Heidelberg; former Chairman of the Managing Board of HeidelbergCement AG (today Heidelberg Materials AG); Member of various supervisory bodies
Member since 12 May 2022; member of the Personnel and Mediation Committees and until 16 May 2024 member of the Audit Committee

External mandates:

- PHOENIX Pharma SE¹⁾ (Chairman) and PHOENIX Pharmahandel GmbH & Co KG²⁾ (Chairman), Mannheim (jointly meeting supervisory board and advisory board, respectively)
- Verlagsgruppe Georg von Holtzbrinck GmbH³⁾, Stuttgart (Chairman) (until 24 April 2024)
- Springer Nature AG & Co. KGaA⁴⁾, Berlin (until 23 April 2024)

Heinz Schmitt

Deputy Chairman until 16 May 2024

Waldkatzenbach; Controller; member of the Works Council at the headquarters of Heidelberg Materials AG
Member from 6 May 2004 until 16 May 2024, Deputy Chairman from 7 May 2009 until 16 May 2024; member of the Personnel, Audit, and Mediation Committees

Werner Schraeder

Deputy Chairman since 16 May 2024

Ennigerloh; Building Fitter; Chairman of the General Works Council of Heidelberg Materials AG, Chairman of the Works Council at the Ennigerloh plant of Heidelberg Materials AG and Chairman of the Group Works Council

Member since 7 May 2009; member of the Personnel, Audit, and since 16 May 2024 of the Mediation Committees; until 16 May 2024 member of the Sustainability and Innovation Committee

External mandates:

- Berufsgenossenschaft Rohstoffe und chemische Industrie¹⁾, Heidelberg
- Volksbank im Münsterland eG²⁾, Münster

Barbara Breuninger

Mühlta; Specialist Strategic Management Personnel Recruiting/Development and Coaching, IG Bauern-Agrar-Umwelt, as well as independent Management Trainer and Consultant
Member since 5 April 2018; member of the Audit Committee and since 16 May 2024 of the Sustainability and Innovation Committee

Gunnar Groebler

Hamburg; Chief Executive Officer of Salzgitter AG, Salzgitter
Member since 16 May 2024; since 16 May 2024 member of the Sustainability and Innovation Committee

External mandates:

- Aurubis AG¹⁾, Hamburg
- Semco Maritime A/S²⁾, Denmark (until 31 May 2024)

Mandates at subsidiaries of Salzgitter AG:

- Ilsenburger Grobblech GmbH¹⁾, Ilsenburg (Chairman)
- KHS GmbH¹⁾, Dortmund
- Mannesmann Precision Tubes GmbH¹⁾, Mülheim an der Ruhr (Chairman since 1 July 2024)
- Peiner Träger GmbH¹⁾, Peine (Chairman)
- Salzgitter Flachstahl GmbH¹⁾, Salzgitter (Chairman)
- Salzgitter Mannesmann Grobblech GmbH¹⁾, Mülheim an der Ruhr (Chairman)
- Salzgitter Mannesmann Handel GmbH¹⁾, Mülheim an der Ruhr (Chairman)

Birgit Jochens

Mainz; Industrial Clerk and State Certified Business Economist; Mainz plant, Heidelberg Materials AG
Member from 9 May 2019 until 16 May 2024; member of the Personnel Committee

Katja Karcher

Bad Wimpfen; Head of Digital Law, Procurement & Legal Operations, Heidelberg Materials AG
Member since 16 May 2024; since 16 May 2024 member of the Personnel, and of the Sustainability and Innovation Committees

Ludwig Merckle

Ulm; Managing Director of Merckle Service GmbH⁴⁾, Ulm
Member since 2 June 1999; Chairman of the Personnel and Nomination Committees, Deputy Chairman of the Audit Committee and member of the Sustainability and Innovation Committee

External mandates:

- Kässbohrer Geländefahrzeug AG^{1),4)}, Laupheim (Chairman)
- PHOENIX Pharma SE^{1),4)} (Deputy Chairman) and PHOENIX Pharmahandel GmbH & Co KG^{2),4)}, Mannheim (jointly meeting supervisory board and advisory board, respectively)

Luka Mucic

London; Chief Financial Officer of Vodafone Group Plc, London
Member since 9 May 2019; Chairman of the Audit Committee and member of the Personnel Committee

External mandates:

- Vodafone Shared Operations Ltd.²⁾, UK (Chairman) (since October 2024)
- Oak Holdings 1 GmbH²⁾, Düsseldorf (Chairman) (since March 2024)

Markus Oleynik

Birkenfeld; shift foreman; Chairman of the Works Council at the Lengfurt cement plant of Heidelberg Materials AG and Deputy Chairman of the General Works Council of Heidelberg Materials AG
Member since 16 May 2024; since 16 May 2024 member of the Personnel Committee and since 18 November 2024 member of the Sustainability and Innovation Committee

External mandates:

- Tariff Commission of IG Bauen-Agrar-Umwelt for the Stone and Earth Industry Bavaria

Dr Ines Ploss

Mannheim; until 30 September 2024 Director Group Procurement at Heidelberg Materials AG, since 1 October 2024 Managing Director Aggregates in Germany and since 1 November 2024 Managing Director of Heidelberg Materials Mineralik DE GmbH
Member from 9 May 2019 until 31 October 2024; member of the Personnel, Sustainability and Innovation, and Mediation Committees

Peter Riedel

Ahlen; Department Head – building materials industry at the Federal Executive Committee of IG Bauen-Agrar-Umwelt
Member since 9 May 2019; member of the Audit Committee and since 16 May 2024 of the Personnel Committee, until 16 May 2024 member of the Sustainability and Innovation Committee

External Mandates:

- Zusatzversorgungskasse der Steine- und Erden-Industrie und des Betonsteinhandwerks VVaG - Die Bayerische Pensionskasse (ZVK)²⁾, Munich

Margret Suckale

Tegernsee; member of supervisory boards
Member since 25 August 2017; Chairwoman of the Mediation Committee since 16 May 2024 and member of the Personnel, Audit, and Nomination Committees

External mandates:

- Deutsche Telekom AG^{1),3)}, Bonn
- DWS Group GmbH & Co. KGaA^{1),3)}, Frankfurt
- Greiner AG²⁾, Austria
- Infineon Technologies AG^{1),3)}, Neubiberg

Dr Sopna Sury

Willich; Chief Operating Officer Hydrogen and member of the Executive Board of RWE Generation SE
Member since 12 May 2022; since 16 May 2024 Chairwoman of the Sustainability and Innovation Committee and since 16 May 2024 member of the Personnel and Nomination Committees

External mandates:

- Société Electrique de L'Our S.A.²⁾, Luxembourg (until 27 March 2024)

Anna Toborek-Kacar

Heidelberg; Director Group Corporate Finance, Heidelberg Materials AG
Member since 1 November 2024; since 18 November 2024 member of the Personnel and Mediation Committees

Professor Dr Marion Weissenberger-Eibl

Karlsruhe; Head of the Fraunhofer Institute for Systems and Innovation Research ISI in Karlsruhe and holder of the Chair of Innovation and Technology Management (ITM) at the Karlsruhe Institute of Technology (KIT)
Member from 3 July 2012 until 16 May 2024; Chairwoman of the Sustainability and Innovation Committee and the Mediation Committee as well as member of the Nomination Committee

External mandates:

- ExxonMobil Central Europe Holding GmbH²⁾, Hamburg
- MTU Aero Engines AG^{3), 4)}, Munich
- Semperit Aktiengesellschaft Holding^{2), 3)}, Austria

1) Membership in other legally required supervisory boards of German companies
2) Membership in comparable German and foreign supervisory committees of commercial enterprises
3) Publicly listed company
4) Non-listed companies controlled by Ludwig Merckle

Supervisory Board committees

Personnel Committee

- Ludwig Merckle (Chairman)
- Birgit Jochens (until 16 May 2024)
- Katja Karcher (since 16 May 2024)
- Luka Mucic
- Markus Oleynik (since 16 May 2024)
- Dr Ines Ploss (until 31 October 2024)
- Peter Riedel (since 16 May 2024)
- Dr Bernd Scheifele
- Heinz Schmitt (until 16 May 2024)
- Werner Schraeder
- Margret Suckale
- Dr Sopna Sury (since 16 May 2024)
- Anna Toborek-Kacar (since 18 November 2024)

Audit Committee

- Luka Mucic (Chairman)
- Ludwig Merckle (Deputy Chairman)
- Barbara Breuninger
- Peter Riedel
- Dr Bernd Scheifele (until 16 May 2024)
- Heinz Schmitt (until 16 May 2024)
- Werner Schraeder
- Margret Suckale

Sustainability and Innovation Committee

- Professor Dr Marion Weissenberger-Eibl (Chairwoman) (until 16 May 2024)
- Dr Sopna Sury (Chairwoman since 16 May 2024)
- Barbara Breuninger (since 16 May 2024)
- Gunnar Groebler (since 16 May 2024)
- Katja Karcher (since 16 May 2024)
- Ludwig Merckle
- Markus Oleynik (since 16 May 2024)
- Dr Ines Ploss (until 31 October 2024)
- Peter Riedel (until 16 May 2024)
- Werner Schraeder (until 16 May 2024)

Nomination Committee

- Ludwig Merckle (Chairman)
- Margret Suckale
- Dr Sopna Sury (since 16 May 2024)
- Professor Dr Marion Weissenberger-Eibl (until 16 May 2024)

Mediation Committee, pursuant to section 27(3) of the German Co-determination Act

- Professor Dr Marion Weissenberger-Eibl (Chairwoman) (until 16 May 2024)
- Margret Suckale (Chairwoman) (since 16 May 2024)
- Dr Ines Ploss (until 31 October 2024)
- Dr Bernd Scheifele
- Heinz Schmitt (until 16 May 2024)
- Werner Schraeder (since 16 May 2024)
- Anna Toborek-Kacar (since 18 November 2024)

38 Supplementary statement

On 21 February 2025, the Managing Board of Heidelberg Materials AG resolved to cancel all 3,637,360 treasury shares purchased under the first tranche of the 2024–2026 share buyback programme in the period from 23 May to 25 November 2024, with a reduction of €10,912,080 in the subscribed share capital. This corresponds to approximately 2.00% of the company's subscribed share capital before cancellation and capital reduction. The Supervisory Board approved the cancellation on 24 February 2025. Following the cancellation of the shares and the capital reduction, the subscribed share capital of Heidelberg Materials AG amounts to €535,292,280 and is divided into 178,430,760 no-par value shares, each representing a notional amount of €3.00 of the subscribed share capital.

39 List of shareholdings

The list of shareholdings, which forms part of the Notes, is not included here. It is published with the annual financial statements in the Company Register and in the Group's Annual Report 2024.

Proposal for the appropriation of the balance sheet profit

The Managing Board and Supervisory Board propose that €588,821,508.00 of the balance sheet profit disclosed in the annual financial statements of €607,203,961.46 be used to pay a dividend of €3.30 on each of the participating 178,430,760 no-par value shares for the 2024 financial year. The remaining amount of €18,382,453.46 is to be carried forward. As at the reporting date of 31 December 2024, the number of no-par value shares entitled to dividends is calculated from 182,068,120 shares issued less the 3,637,360 treasury shares acquired in the 2024 financial year.

Heidelberg, 21 March 2025

Heidelberg Materials AG

The Managing Board

Independent auditor's report

To Heidelberg Materials AG, Heidelberg

Report on the audit of the Annual Financial Statements and of the Management Report

Audit Opinions

We have audited the annual financial statements of Heidelberg Materials AG, Heidelberg, which comprise the balance sheet as at 31 December 2024, and the statement of profit and loss for the financial year from 1 January to 31 December 2024 and notes to the financial statements, including the presentation of the recognition and measurement policies. In addition, we have audited the management report of Heidelberg Materials AG, which is combined with the group management report, for the financial year from 1 January to 31 December 2024. In accordance with the German legal requirements, we have not audited the content of those parts of the management report listed in the "Other Information" section of our auditor's report.

In our opinion, on the basis of the knowledge obtained in the audit,

- the accompanying annual financial statements comply, in all material respects, with the requirements of German commercial law and give a true and fair view of the assets, liabilities and financial position of the Company as at 31 December 2024 and of its financial performance for the financial year from 1 January to 31 December 2024 in com-

pliance with German Legally Required Accounting Principles and

- the accompanying management report as a whole provides an appropriate view of the Company's position. In all material respects, this management report is consistent with the annual financial statements, complies with German legal requirements and appropriately presents the opportunities and risks of future development. Our audit opinion on the management report does not cover the content of those parts of the management report listed in the "Other Information" section of our auditor's report.

Pursuant to § [Article] 322 Abs. [paragraph] 3 Satz [sentence] 1 HGB [Handelsgesetzbuch: German Commercial Code], we declare that our audit has not led to any reservations relating to the legal compliance of the annual financial statements and of the management report.

Basis for the Audit Opinions

We conducted our audit of the annual financial statements and of the management report in accordance with §317 HGB and the EU Audit Regulation (No. 537/2014, referred to subsequently as "EU Audit Regulation") in compliance with German Generally Accepted Standards for Financial Statement Audits promulgated by the Institut der Wirtschaftsprüfer [Institute of Public Auditors in Germany] (IDW). Our responsibilities under those requirements and principles are further described in the "Auditor's Responsibilities for the Audit of the Annual Financial Statements and of the Management Report" section of our auditor's report. We are independent of the Company in accordance with the requirements of European law and German commercial and professional

law, and we have fulfilled our other German professional responsibilities in accordance with these requirements. In addition, in accordance with Article 10 (2) point (f) of the EU Audit Regulation, we declare that we have not provided non-audit services prohibited under Article 5 (1) of the EU Audit Regulation. We believe that the audit evidence we have obtained is sufficient and appropriate to provide a basis for our audit opinions on the annual financial statements and on the management report.

Key Audit Matters in the Audit of the Annual Financial Statements

Key audit matters are those matters that, in our professional judgment, were of most significance in our audit of the annual financial statements for the financial year from 1 January to 31 December 2024. These matters were addressed in the context of our audit of the annual financial statements as a whole, and in forming our audit opinion thereon; we do not provide a separate audit opinion on these matters.

In our view, the matters of most significance in our audit were as follows:

1 Measurement of shares in affiliated companies

2 Obligations arising from tax matters

Our presentation of these key audit matters has been structured in each case as follows:

- a) Matter and issue
- b) Audit approach and findings
- c) Reference to further information

Hereinafter we present the key audit matters:

1 Measurement of shares in affiliated companies

a) In the annual financial statements of the Company shares in affiliated companies amounting to EUR 22,287 million (78.5% of total assets) are reported under the "Financial assets" balance sheet item. Shares in affiliated companies are measured in accordance with German commercial law at the lower of cost and fair value. The fair values are calculated using discounted cash flow models as the present values of the expected future cash flows according to the planning projections prepared by the executive directors. Expectations relating to future market developments and assumptions about the development of macro-economic factors and the effects of the corporate strategy geared towards carbon neutrality are also taken into account. The discount rate used is the individually determined cost of capital for the relevant financial investment. On the basis of the values determined and supplementary documentation, no write-downs or reversals of write-downs were required for the financial year.

The outcome of this valuation is dependent to a large extent on the estimates made by the executive directors of the future cash flows, and on the respective discount rates and rates of growth used. The valuation is therefore subject to material uncertainties. Against this background and due to the highly complex nature of the valuation and its material significance for the Company's assets, liabilities and financial performance, this matter was of particular significance in the context of our audit.

b) As part of our audit, we assessed the methodology used for the purposes of the valuation, among other things. In particular, we assessed whether the fair values had been appropriately determined using discounted cash flow models in compliance with the relevant measurement standards. We based our assessment, among other things, on a comparison with general and sector-specific market expectations as well as on the executive directors' detailed explanations regarding the key value drivers underlying the expected cash flows. In addition, we evaluated the assessment of the executive directors regarding the effects of the corporate strategy geared towards carbon neutrality on the business activities of the affiliated companies and examined how they were taken into account in determining the expected cash flows. In the knowledge that even relatively small changes in the discount rate applied can have a material impact on the value of the entity calculated in this way, we focused our testing in particular on the parameters used to determine the discount rate applied and assessed the calculation model.

In our view, taking into consideration the information available, the measurement parameters and underlying assumptions used by the executive directors are appropriate overall for the purpose of appropriately measuring the shares in affiliated companies.

c) The Company's disclosures regarding shares in affiliated companies are contained in section "3 Shares in affiliated companies" of the notes to the financial statements.

2 Obligations arising from tax matters

a) As an international building materials company, Heidelberg Materials AG is subject to various local tax regulations due to its extensive portfolio of equity investments and cross-border service relationships with affiliated companies. The recognition and measurement of tax provisions are based to a large extent on estimates and assumptions made by the executive directors. Against this background and due to the amount of this item, these matters were of particular significance in the context of our audit.

b) As part of our audit, we assessed, among other things, the internal processes and controls for recording and assessing tax matters and the presentation of obligations arising from tax matters in the financial statements. In the knowledge that estimated values result in an increased risk of accounting misstatements and that the estimates and assumptions made by the executive directors have a direct and significant impact on net profit/loss for the year, we evaluated the appropriateness of the determination of the obligations and the presentation of tax matters in the financial statements. We also involved our internal specialists from the tax department in the audit team. With regard to the recognition and measurement of obligations, we in particular inspected the Company's correspondence with the respective tax authorities and critically examined the Company's risk assessments of ongoing tax audits and individual tax matters. Furthermore, we also held meetings with the Company's tax department in order to receive updates on current developments with regard to the material tax

matters and the reasons for the corresponding estimates. As at the balance sheet date, we also obtained confirmations from external tax advisors that support the estimates made by the executive directors.

Based on our audit procedures, we were able to satisfy ourselves that the estimates and assumptions made by the executive directors are substantiated and sufficiently documented.

c) The Company's disclosures relating to tax provisions are contained in section "14 Tax provisions" of the notes to the financial statements as well as in the paragraph on "Tax risks" in the "Risk and opportunity report" section of the management report.

Other Information

The executive directors are responsible for the other information. The other information comprises the following non-audited parts of the management report:

- the non-financial statement to comply with §§ 289b to 289e HGB and with §§ 315b to 315c HGB included in section "non-financial statement" of the management report
- the section "Adequacy, and effectiveness of the internal control and risk management system" of the management report

The other information comprises further the statement on corporate governance pursuant to § 289f HGB and § 315d HGB.

Our audit opinions on the annual financial statements and on the management report do not cover the other information, and consequently we do not express an audit opinion or any other form of assurance conclusion thereon.

In connection with our audit, our responsibility is to read the other information mentioned above and, in so doing, to consider whether the other information

- is materially inconsistent with the annual financial statements, with the management report disclosures audited in terms of content or with our knowledge obtained in the audit, or
- otherwise appears to be materially misstated.

Responsibilities of the Executive Directors and the Supervisory Board for the Annual Financial Statements and the Management Report

The executive directors are responsible for the preparation of the annual financial statements that comply, in all material respects, with the requirements of German commercial law, and that the annual financial statements give a true and fair view of the assets, liabilities, financial position and financial performance of the Company in compliance with German Legally Required Accounting Principles. In addition, the executive directors are responsible for such internal control as they, in accordance with German Legally Required Accounting Principles, have determined necessary to enable the preparation of annual financial statements that are free from material misstatement, whether due to fraud (i.e., fraudulent

financial reporting and misappropriation of assets) or error.

In preparing the annual financial statements, the executive directors are responsible for assessing the Company's ability to continue as a going concern. They also have the responsibility for disclosing, as applicable, matters related to going concern. In addition, they are responsible for financial reporting based on the going concern basis of accounting, provided no actual or legal circumstances conflict therewith.

Furthermore, the executive directors are responsible for the preparation of the management report that as a whole provides an appropriate view of the Company's position and is, in all material respects, consistent with the annual financial statements, complies with German legal requirements, and appropriately presents the opportunities and risks of future development. In addition, the executive directors are responsible for such arrangements and measures (systems) as they have considered necessary to enable the preparation of a management report that is in accordance with the applicable German legal requirements, and to be able to provide sufficient appropriate evidence for the assertions in the management report.

The supervisory board is responsible for overseeing the Company's financial reporting process for the preparation of the annual financial statements and of the management report.

Auditor's Responsibilities for the Audit of the Annual Financial Statements and of the Management Report

Our objectives are to obtain reasonable assurance about whether the annual financial statements as a whole are free from material misstatement, whether due to fraud or error, and whether the management report as a whole provides an appropriate view of the Company's position and, in all material respects, is consistent with the annual financial statements and the knowledge obtained in the audit, complies with the German legal requirements and appropriately presents the opportunities and risks of future development, as well as to issue an auditor's report that includes our audit opinions on the annual financial statements and on the management report.

Reasonable assurance is a high level of assurance, but is not a guarantee that an audit conducted in accordance with §317 HGB and the EU Audit Regulation and in compliance with German Generally Accepted Standards for Financial Statement Audits promulgated by the Institut der Wirtschaftsprüfer (IDW) will always detect a material misstatement. Misstatements can arise from fraud or error and are considered material if, individually or in the aggregate, they could reasonably be expected to influence the economic decisions of users taken on the basis of these annual financial statements and this management report.

We exercise professional judgment and maintain professional skepticism throughout the audit. We also:

- Identify and assess the risks of material misstatement of the annual financial statements and of the management report, whether due to fraud or error, design and perform audit procedures responsive to those risks, and obtain audit evidence that is sufficient and appropriate to provide a basis for our audit opinions. The risk of not detecting a material misstatement resulting from fraud is higher than for one resulting from error, as fraud may involve collusion, forgery, intentional omissions, misrepresentations, or the override of internal controls.
- Obtain an understanding of internal control relevant to the audit of the annual financial statements and of arrangements and measures (systems) relevant to the audit of the management report in order to design audit procedures that are appropriate in the circumstances, but not for the purpose of expressing an audit opinion on the effectiveness of the internal control of the Company and these arrangements and measures (systems), respectively.
- Evaluate the appropriateness of accounting policies used by the executive directors and the reasonableness of estimates made by the executive directors and related disclosures.

- Conclude on the appropriateness of the executive directors' use of the going concern basis of accounting and, based on the audit evidence obtained, whether a material uncertainty exists related to events or conditions that may cast significant doubt on the Company's ability to continue as a going concern. If we conclude that a material uncertainty exists, we are required to draw attention in the auditor's report to the related disclosures in the annual financial statements and in the management report or, if such disclosures are inadequate, to modify our respective audit opinions. Our conclusions are based on the audit evidence obtained up to the date of our auditor's report. However, future events or conditions may cause the Company to cease to be able to continue as a going concern.

- Evaluate the overall presentation, structure and content of the annual financial statements, including the disclosures, and whether the annual financial statements present the underlying transactions and events in a manner that the annual financial statements give a true and fair view of the assets, liabilities, financial position and financial performance of the Company in compliance with German Legally Required Accounting Principles.
- Evaluate the consistency of the management report with the annual financial statements, its conformity with German law, and the view of the Company's position it provides.

- Perform audit procedures on the prospective information presented by the executive directors in the management report. On the basis of sufficient appropriate audit evidence we evaluate, in particular, the significant assumptions used by the executive directors as a basis for the prospective information, and evaluate the proper derivation of the prospective information from these assumptions. We do not express a separate audit opinion on the prospective information and on the assumptions used as a basis. There is a substantial unavoidable risk that future events will differ materially from the prospective information.

We communicate with those charged with governance regarding, among other matters, the planned scope and timing of the audit and significant audit findings, including any significant deficiencies in internal control that we identify during our audit.

We also provide those charged with governance with a statement that we have complied with the relevant independence requirements, and communicate with them all relationships and other matters that may reasonably be thought to bear on our independence, and where applicable, actions taken to eliminate threats or safeguards applied.

From the matters communicated with those charged with governance, we determine those matters that were of most significance in the audit of the annual financial statements of the current period and are therefore the key audit matters. We describe these matters in our auditor's report unless law or regulation precludes public disclosure about the matter.

Other legal and regulatory requirements

Report on the Assurance on the Electronic Rendering of the Annual Financial Statements and the Management Report Prepared for Publication Purposes in Accordance with § 317 Abs. 3a HGB

Assurance Opinion

We have performed assurance work in accordance with §317 Abs. 3a HGB to obtain reasonable assurance as to whether the rendering of the annual financial statements and the management report (hereinafter the "ESEF documents") contained in the electronic file Heidelberg_Materials_AG_JA_ZLB_ESEF-2024-12-31.zip and prepared for publication purposes complies in all material respects with the requirements of §328 Abs. 1 HGB for the electronic reporting format ("ESEF format"). In accordance with German legal requirements, this assurance work extends only to the conversion of the information contained in the annual financial statements and the management report into the ESEF format and therefore relates neither to the information contained within these renderings nor to any other information contained in the electronic file identified above.

In our opinion, the rendering of the annual financial statements and the management report contained in the electronic file identified above and prepared for publication purposes complies in all material respects with the requirements of §328 Abs. 1 HGB for the electronic reporting format. Beyond this assurance opinion and our audit opinion on the accompanying annual financial statements and the accompanying management report for the financial year from 1 January to 31 December 2024 contained in the "Report on the Audit of the Annual Financial Statements and on the Management Report" above, we do not express any assurance opinion on the information contained within these renderings or on the other information contained in the electronic file identified above.

Basis for the Assurance Opinion

We conducted our assurance work on the rendering of the annual financial statements and the management report contained in the electronic file identified above in accordance with §317 Abs. 3a HGB and the IDW Assurance Standard: Assurance Work on the Electronic Rendering of Financial Statements and Management Reports, Prepared for Publication Purposes in Accordance with §317 Abs. 3a HGB (IDW AsS 410 (06.2022)) and the International Standard on Assurance Engagements 3000 (Revised). Our responsibility in accordance therewith is further described in the "Auditor's Responsibilities for the Assurance Work on the ESEF Documents" section. Our audit firm applies the IDW Standard on Quality Management: Requirements for Quality Management in the Audit Firm (IDW QMS 1 (09.2022)).

Responsibilities of the Executive Directors and the Supervisory Board for the ESEF Documents

The executive directors of the Company are responsible for the preparation of the ESEF documents including the electronic rendering of the annual financial statements and the management report in accordance with §328 Abs. 1 Satz 4 Nr. [number] 1 HGB.

In addition, the executive directors of the Company are responsible for such internal control as they have considered necessary to enable the preparation of ESEF documents that are free from material non-compliance with the requirements of §328 Abs. 1 HGB for the electronic reporting format, whether due to fraud or error.

The supervisory board is responsible for overseeing the process for preparing the ESEF-documents as part of the financial reporting process.

Auditor's Responsibilities for the Assurance Work on the ESEF Documents

Our objective is to obtain reasonable assurance about whether the ESEF documents are free from material non-compliance with the requirements of §328 Abs. 1 HGB, whether due to fraud or error. We exercise professional judgment and maintain professional skepticism throughout the assurance work. We also:

- Identify and assess the risks of material non-compliance with the requirements of §328 Abs. 1 HGB, whether due to fraud or error, design and perform assurance procedures responsive to those risks, and obtain assurance evidence that is sufficient and appropriate to provide a basis for our assurance opinion.

- Obtain an understanding of internal control relevant to the assurance work on the ESEF documents in order to design assurance procedures that are appropriate in the circumstances, but not for the purpose of expressing an assurance opinion on the effectiveness of these controls.
- Evaluate the technical validity of the ESEF documents, i.e., whether the electronic file containing the ESEF documents meets the requirements of the Delegated Regulation (EU) 2019/815 in the version in force at the date of the annual financial statements on the technical specification for this electronic file.
- Evaluate whether the ESEF documents provide an XHTML rendering with content equivalent to the audited annual financial statements and to the audited management report.

Further Information pursuant to Article 10 of the EU Audit Regulation

We were elected as auditor by the annual general meeting on 16 May 2024. We were engaged by the supervisory board on 21 May 2024. We have been the auditor of the Heidelberg Materials AG, Heidelberg, without interruption since the financial year 2020.

We declare that the audit opinions expressed in this auditor's report are consistent with the additional report to the audit committee pursuant to Article 11 of the EU Audit Regulation (long-form audit report).

Reference to an other matter – use of the auditor's report

Our auditor's report must always be read together with the audited annual financial statements and the audited management report as well as the assured ESEF documents. The annual financial statements and the management report converted to the ESEF format – including the versions to be filed in the company register – are merely electronic renderings of the audited annual financial statements and the audited management report and do not take their place. In particular, the "Report on the Assurance on the Electronic Rendering of the Annual Financial Statements and the Management Report Prepared for Publication Purposes in Accordance with §317 Abs.3a HGB" and our assurance opinion contained therein are to be used solely together with the assured ESEF documents made available in electronic form.

German public auditor responsible for the engagement

The German Public Auditor responsible for the engagement is Thomas Tilgner.

Frankfurt am Main, March 21, 2025

PricewaterhouseCoopers GmbH
 Wirtschaftsprüfungsgesellschaft

Thomas Tilgner	Dr. Martin Nicklis
Wirtschaftsprüfer	Wirtschaftsprüfer
(German Public Auditor)	(German Public Auditor)

Responsibility statement

To the best of our knowledge, and in accordance with the applicable reporting principles, the annual financial statements of Heidelberg Materials AG give a true and fair view of the assets, liabilities, financial position, and profit or loss of the Company, and the management report, which has been combined with the Group management report, includes a fair review of the development and performance of the business and the position of the Company, together with a description of the principal opportunities and risks associated with the expected development of the Company.

Heidelberg, 21 March 2025

Heidelberg Materials AG

The Managing Board

Dr Dominik von Achten

René Aldach

Dr Katharina Beumelburg

Roberto Callieri

Axel Conrads

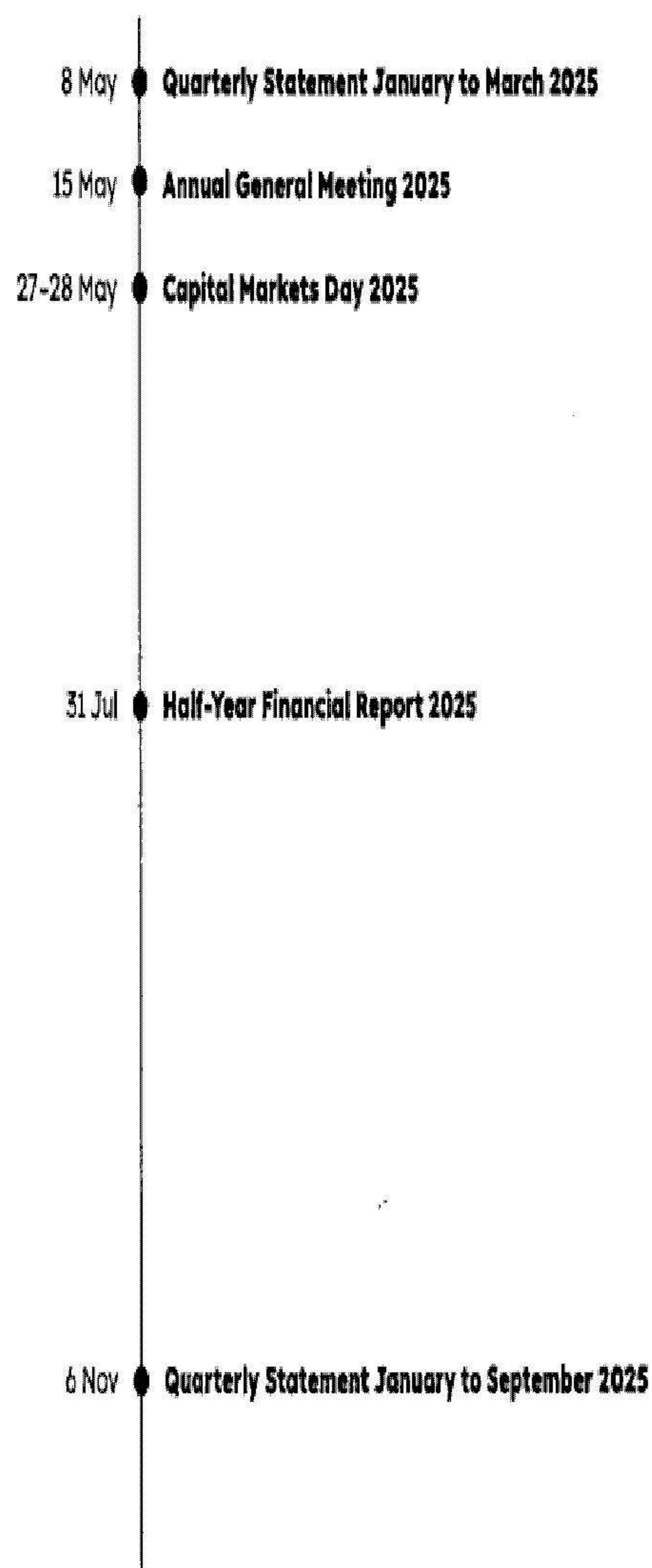
Hakan Gurdal

Dennis Lentz

Jon Morrish

Chris Ward

Financial calendar 2025



Contact

Group Communication

Phone: +49 6221 481-13227
Fax: +49 6221 481-13217
info@heidelbergmaterials.com

Investor Relations

Phone Institutional investors:
+49 6221 481-41326, +49 6221 481-13925,
+49 6221 481-41016 and +49 6221 481-39670

Phone Private investors: +49 6221 481-13256

Fax: +49 6221 481-13217

ir-info@heidelbergmaterials.com

Heidelberg Materials AG

Berliner Strasse 6
69120 Heidelberg, Germany

www.heidelbergmaterials.com

The Company has its registered office in Heidelberg, Germany. It is registered with the Commercial Register at the Local Court of Mannheim (Amtsgericht Mannheim) under HRB 330082.

Translation of the report on the annual financial statements 2024. The German version is binding. The report on the annual financial statements 2024 was published on 25 March 2025.

Heidelberg Materials

Sweden AB

556000-6057