

# Årsredovisning

för

## Nordic Fruit Holding AB

556734-4816

Räkenskapsåret

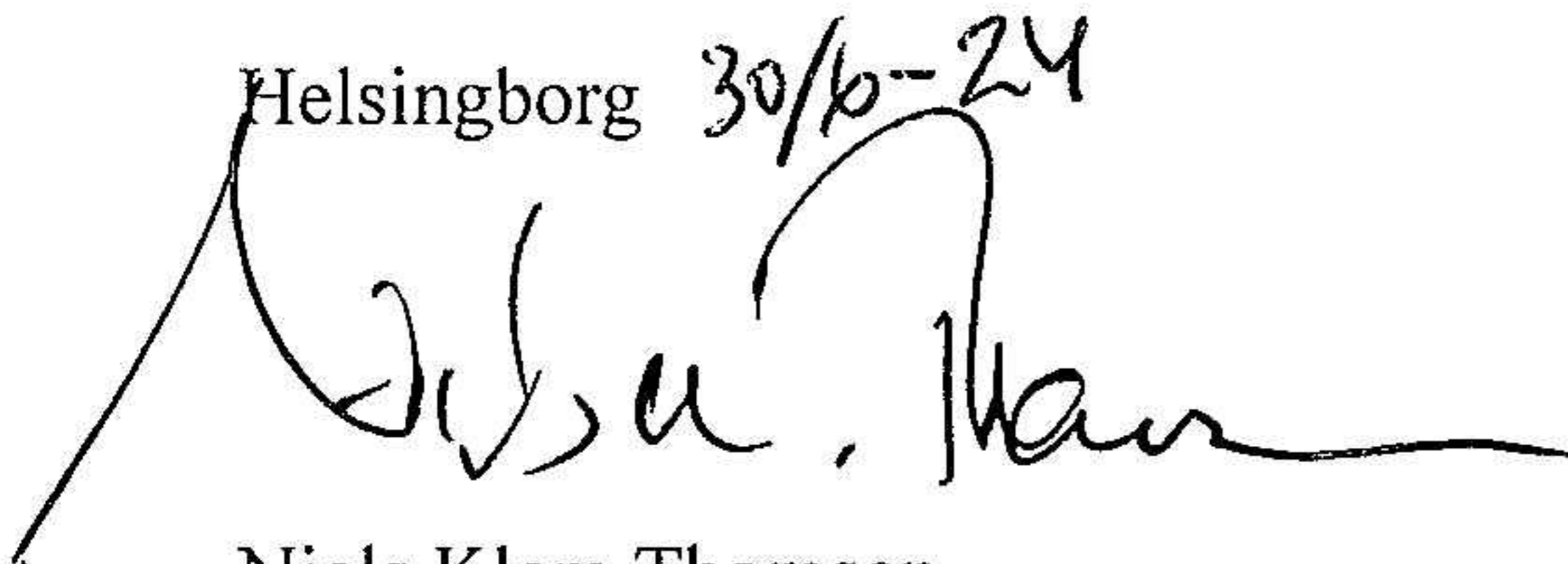
2023

### Fastställelseintyg

Undertecknad styrelseledamot i Nordic Fruit Holding AB intygar att resultaträkningen och balansräkningen i årsredovisningen har fastställts på årsstämman 30/6 2024. Årsstämman beslutade att godkänna styrelsens förslag till resultatdisposition.

Jag intygar också att innehållet i årsredovisningen och revisionsberättelsen stämmer överens med originalen.

Helsingborg 30/6-24



Niels Klem Thomsen

Styrelsen för Nordic Fruit Holding AB har härmed upprättat årsredovisning för räkenskapsåret 2023.

Årsredovisningen är upprättad i svenska kronor, SEK.

## Förvaltningsberättelse

### Information om verksamheten

Nordic Fruit Holding AB är ett holdingbolag och moderbolag i en koncern, där verksamheten i huvudsak består av handel med frukt och grönsaker samt logistiktjänster och administrativa förvaltningstjänster.

Bolaget har sitt säte i Helsingborg.

Nordic Fruit Holding AB har upprättat en hållbarhetsrapport, den finns tillgänglig på hemsidan, <https://dolenordic.com/company/news/hallbarhetsrapporter>

### Väsentliga händelser under räkenskapsåret

Den höga inflationen och en svag svensk valuta är faktorer som medfört höga priser på frukt och grönsaker, vilket har påverkat marknaden.

### Förväntad framtida utveckling samt väsentliga risker och osäkerhetsfaktorer

Bolagets framtida utveckling är beroende av utvecklingen av frukt- och gröntkonsumtionen. Den generella utvecklingen av frukt- och gröntkonsumtionen förväntas vara stabil.

Risken för bolagets verksamhet bedöms vara kraftiga prisförändringar, valutaförändringar och tillgång på varor, detta i relation till bolagets indirekta koppling med övriga koncernbolag och dess verksamhet i Sverige.

### Väsentliga händelser efter räkenskapsårets slut

Det har inte skett några väsentliga händelser efter balansdagen.

### Ägarförhållanden

Bolaget lämnar inte någon koncernredovisning med stöd av ÅRL 7 kap. 2§. Bolaget är ett helägt dotterbolag till Total Produce Holding BV, org. nr 24404725, med säte i Rotterdam. Total Produce BV ingår i sin tur i koncernen Dole PLC, org. nr 606201, med säte i Dublin, Irland. Dole PLC's årsredovisning återfinns på deras hemsida, [www.doleplc.com](http://www.doleplc.com).

<b>Flerårsöversikt (tkr)</b>	<b>2023</b>	<b>2022</b>	<b>2021</b>	<b>2020</b>
Nettoomsättning	0	0	0	0
Resultat efter finansiella poster	-19 571	2 088	-7 200	-6 307
Balansomslutning	1 074 446	1 052 195	994 973	883 394
Soliditet (%)	39	42	44	47

För definitioner av nyckeltal, se Redovisnings- och värderingsprinciper.

### Förändringar i eget kapital

	<b>Aktie- kapital</b>	<b>Balanserat resultat</b>	<b>Årets resultat</b>	<b>Totalt</b>
Belopp vid årets ingång	89 982 000	276 848 992	78 234 816	<b>445 065 808</b>
Disposition enligt beslut av årsstämman:		78 234 816	-78 234 816	<b>0</b>
Utdelning		-93 000 000		<b>-93 000 000</b>
Årets resultat			65 605 692	<b>65 605 692</b>
<b>Belopp vid årets utgång</b>	<b>89 982 000</b>	<b>262 083 808</b>	<b>65 605 692</b>	<b>417 671 500</b>

### Förslag till vinstdisposition

Styrelsen föreslår att till förfogande stående vinstmedel (kronor):

balanserad vinst	262 083 807
årets vinst	65 605 692
	<b>327 689 499</b>
disponeras så att	
till aktieägare utdelas (1 281,76 kronor per aktie)	
till aktieägare utdelas	115 335 000
i ny räkning överföres	212 354 499
	<b>327 689 499</b>

Enligt årsredovisningen framgår att följande koncernbidrag har lämnats -/erhållits i moderbolaget:

Nordic Fruit Invest AB, 556772-9289	- 66 253 500
Interbanan Scandinavia AB, 556063-4791	35 000 000
Nordic Canada Holdings AB, 556905-9230	- 6 000 000
Dole Nordic AB, 556573-0370	- 57 000 000
Everfresh AB, 556247-1572	180 000 000
Nowaste Logistics AB, 556576-4338	18 000 000


33

Styrelsen föreslås bemyndigas att besluta om tidpunkt då utdelningen skall betalas.

Styrelsen anser att förslaget är förenligt med försiktighetsregeln i 17 kap. 3 § aktiebolagslagen enligt följande redogörelse:

Den föreslagna utdelningen reducerar soliditeten, vilket mot bakgrund av att verksamheten sedan utgången av räkenskapsåret bedrivits med lönsamhet bedöms som betryggande. Styrelsen bedömer även att bolagets likviditet kan upprätthållas på en betryggande nivå.

Med beaktande av relationen mellan bolagets tillgångar, skulder och eget kapital samt med hänsyn till resultatprognoser och investeringsbehov per denna dag anser vi således att den föreslagna vinstutdelningen är försvarlig med hänsyn till de krav verksamhetens art, omfattning och risk ställer på storleken på det egna kapitalet, bolagets konsolideringsbehov, likviditet och ställningen i övrigt. Utdelningen påverkar inte bolagets förmåga att fullgöra sina kort- och långfristiga förpliktelser eller genomföra nödvändiga investeringar. Styrelsens uppfattning är vidare att bolagets ekonomiska ställning med beaktande av den föreslagna utdelningen är betryggande för fordringsägarna. Styrelsen kan inte heller finna andra omständigheter som föranleder att utdelningen inte bör ske enligt styrelsen förslag.

Företagets resultat och ställning i övrigt framgår av efterföljande resultat- och balansräkning med noter. 

## Resultaträkning

	Not	2023-01-01 -2023-12-31	2022-01-01 -2022-12-31
<b>Rörelsens intäkter</b>			
Övriga rörelseintäkter		0	0
<b>Rörelsens kostnader</b>			
Övriga externa kostnader		-11 644	-6 537
		<b>-11 644</b>	<b>-6 537</b>
<b>Rörelseresultat</b>	2	<b>-11 644</b>	<b>-6 537</b>
<b>Resultat från finansiella poster</b>			
Resultat från andelar i koncernföretag		8 511 221	13 502 675
Övriga ränteintäkter och liknande resultatposter		88 268	3 027
Räntekostnader och liknande resultatposter	3	-28 159 008	-11 411 352
		<b>-19 559 519</b>	<b>2 094 350</b>
<b>Resultat efter finansiella poster</b>		<b>-19 571 163</b>	<b>2 087 813</b>
Bokslutsdispositioner	4	103 746 500	97 500 000
<b>Resultat före skatt</b>		<b>84 175 337</b>	<b>99 587 813</b>
Skatt på årets resultat	5	-18 569 645	-21 352 997
<b>Årets resultat</b>		<b>65 605 692</b>	<b>78 234 816</b>

## Balansräkning

Not

2023-12-31

2022-12-31

### TILLGÅNGAR

#### Anläggningstillgångar

##### *Finansiella anläggningstillgångar*

Andelar i koncernföretag

6, 7

841 281 469

841 281 469

**841 281 469**

**841 281 469**

**Summa anläggningstillgångar**

**841 281 469**

**841 281 469**

#### Omsättningstillgångar

##### *Kortfristiga fordringar*

Fordringar hos koncernföretag

233 000 000

210 000 000

Aktuella skattefordringar

62 065

898 796

Övriga fordringar

102 681

14 413

**Summa omsättningstillgångar**

**233 164 746**

**210 913 209**

**SUMMA TILLGÅNGAR**

**1 074 446 215**

**1 052 194 678**

<b>Balansräkning</b>	<b>Not</b>	<b>2023-12-31</b>	<b>2022-12-31</b>
<b>EGET KAPITAL OCH SKULDER</b>			
<b>Eget kapital</b>	8, 9		
<i>Bundet eget kapital</i>			
Aktiekapital		89 982 000	89 982 000
		<b>89 982 000</b>	<b>89 982 000</b>
<i>Fritt eget kapital</i>			
Balanserad vinst eller förlust		262 083 807	276 848 992
Årets resultat		65 605 692	78 234 816
		<b>327 689 499</b>	<b>355 083 808</b>
<b>Summa eget kapital</b>		<b>417 671 499</b>	<b>445 065 808</b>
<b>Långfristiga skulder</b>			
Skulder till kreditinstitut	10	209 578 044	209 578 044
<b>Summa långfristiga skulder</b>		<b>209 578 044</b>	<b>209 578 044</b>
<b>Kortfristiga skulder</b>			
Skulder till koncernföretag	11	446 527 070	397 039 858
Upplupna kostnader och förutbetalda intäkter		669 602	510 968
<b>Summa kortfristiga skulder</b>		<b>447 196 672</b>	<b>397 550 826</b>
<b>SUMMA EGET KAPITAL OCH SKULDER</b>		<b>1 074 446 215</b>	<b>1 052 194 678</b>

W

## Noter

### Not 1 Redovisnings- och värderingsprinciper

#### Allmänna upplysningar

Årsredovisningen är upprättad i enlighet med årsredovisningslagen och BFNAR 2012:1 Årsredovisning och koncernredovisning (K3). Redovisningsprinciperna är för i övrigt oförändrade jämfört med förgående år.

Fordringar har upptagits till de belopp varmed de beräknas inflyta.

Övriga tillgångar och skulder har upptagits till anskaffningsvärden om inget annat anges.

Fordringar och skulder i utländsk valuta har värderats till balansdagens kurs. Kursvinster och kursförluster på rörelsefordringar och rörelseskulder redovisas i rörelseresultatet medan kursvinster och kursförluster på finansiella fordringar och skulder redovisas som finansiella poster.

#### Intäktsredovisning

Ersättning i form av ränta eller utdelning redovisas som intäkt när det är sannolikt att företaget kommer att få de ekonomiska fördelar som är förknippade med transaktionen och när inkomsten kan beräknas på ett tillförlitligt sätt.

Ränta redovisas som intäkt enligt den så kallade effektivräntemetoden. Utdelning redovisas som intäkt när företagets rätt till betalning är säkerställd.

#### Koncernbidrag

Erhållna och lämnade koncernbidrag redovisas som bokslutsdispositioner.

#### Inkomstskatter

##### *Aktuell skatt*

Aktuell skatt avser inkomstskatt för innevarande räkenskapsår samt den del av tidigare räkenskapsårs inkomstskatt som ännu inte redovisats. Aktuell skatt beräknas utifrån den skattesats som gäller per balansdagen.

#### Finansiella anläggningstillgångar

##### *Andelar i dotterföretag*

Andelar i koncernföretag redovisas initialt till anskaffningsvärdet, vilket inkluderar eventuella transaktionsutgifter som är direkt hänförliga till förvärvet av andelarna. Emissionslikvider och aktieägartillskott läggs till anskaffningsvärdet. Skulle det verkliga värdet vara lägre än det redovisade värdet skrivs andelarna ned till det verkliga värdet om värdenedgången kan antas vara bestående. ↗

### Nyckeltalsdefinitioner

Nettoomsättning

Rörelsens huvudintäkter, fakturerade kostnader, sidointäkter samt intäktskorrigeringar.

Resultat efter finansiella poster

Resultat efter finansiella intäkter och kostnader men före bokslutsdispositioner och skatter.

Balansomslutning

Företagets samlade tillgångar.

Soliditet (%)

Justerat eget kapital (eget kapital och obeskattade reserver med avdrag för uppskjuten skatt) i procent av balansomslutning.

### Uppskattningar och bedömningar

Upprättandet av bokslut och tillämpning av redovisningsprinciper, baseras ofta på ledningens bedömningar, uppskattningar och antaganden som anses vara rimliga vid den tidpunkt då bedömningen görs. Uppskattningar och bedömningar är baserade på historiska erfarenheter och ett antal andra faktorer, som under rådande omständigheter anses vara rimliga. Resultatet av dessa används för att bedöma de redovisade värdena på tillgångar och skulder, som inte annars framgår tydligt från andra källor. Det verkliga utfallet kan avvika från dessa uppskattningar och bedömningar. Uppskattningar och antaganden ses över regelbundet.

Inga väsentliga källor till osäkerhet i uppskattningar och antaganden på balansdagen bedöms kunna innebära en betydande risk för en väsentlig justering av redovisade värden för tillgångar och skulder under nästa räkenskapsår.

### Not 2 Inköp och försäljning mellan koncernföretag

Under året har inga koncerninterna inköp eller försäljningar ägt rum.

### Not 3 Räntekostnader och liknande resultatposter

	2023	2022
Räntekostnader till koncernföretag	16 480 324	5 800 686
Övriga räntekostnader	11 678 684	5 610 667
	<b>28 159 008</b>	<b>11 411 353</b>

**Not 4 Bokslutsdispositioner**

	2023	2022
Mottagna koncernbidrag	233 000 000	210 000 000
Lämnade koncernbidrag	-129 253 500	-112 500 000
	<b>103 746 500</b>	<b>97 500 000</b>

**Not 5 Aktuell och uppskjuten skatt**

	2023	2022
<b>Skatt på årets resultat</b>		
Aktuell skatt	-21 351 195	-20 514 464
Skatt hänförlig till föregående år	2 781 550	-838 533
<b>Totalt redovisad skatt</b>	<b>-18 569 645</b>	<b>-21 352 997</b>

**Avstämning av effektiv skatt**

	2023		2022	
	Procent	Belopp	Procent	Belopp
Redovisat resultat före skatt		84 175 337		99 587 813
Skatt enligt gällande skattesats	20,60	-17 340 119	20,60	-20 515 089
Räntenetto	6,87	-5 782 572		
Ej skattepliktiga intäkter	-2,10	1 771 496	0,00	625
Justering avseende skatter för föregående år	-3,30	2 781 550	0,84	-838 533
<b>Redovisad effektiv skatt</b>	<b>22,06</b>	<b>-18 569 645</b>	<b>21,44</b>	<b>-21 352 997</b>

**Not 6 Andelar i koncernföretag**

	2023-12-31	2022-12-31
Ingående anskaffningsvärden	841 281 469	841 281 469
<b>Utgående ackumulerade anskaffningsvärden</b>	<b>841 281 469</b>	<b>841 281 469</b>
<b>Utgående redovisat värde</b>	<b>841 281 469</b>	<b>841 281 469</b>

**Not 7 Specifikation andelar i koncernföretag**

Namn	Kapital- andel	Rösträtts- andel	Antal andelar	Bokfört värde
Dole Nordic AB	100%	100%	1 000	735 140 469
Orange (D.L.S) B.V	70%	100%	70	3 100 000
Dole Nordic A/S	100%	100%	1 000	102 994 000
Nordic Canada Holdings AB	94%	94%	470	47 000
				<b>841 281 469</b>

**Not 8 Antal aktier och kvotvärde**

Namn	Antal aktier	Kvot- värde
Antal A-Aktier	89 982	1 000
	<b>89 982</b>	

**Not 9 Disposition av vinst eller förlust**

2023-12-31

**Förslag till vinstdisposition**

Styrelsen föreslår att till förfogande stående vinstmedel:

balanserad vinst	262 083 807
årets vinst	65 605 692
	<b>327 689 499</b>

disponeras så att

till aktieägare utdelas (1 281,76 kronor per aktie)

till aktieägare utdelas	115 335 000
-------------------------	-------------

i ny räkning överföres	212 354 499
------------------------	-------------

**327 689 499**

**Not 10 Skulder som avser flera poster**

Företagets banklån om 209 578 044 kronor redovisas under följande poster i balansräkningen.

	2023-12-31	2022-12-31
<b>Långfristiga skulder</b>		
Skulder till kreditinstitut som förfaller 2-5 år efter balansdagen	209 578 044	209 578 044
	<b>209 578 044</b>	<b>209 578 044</b>

(u)

### Not 11 Skulder till koncernbolag

Av skulder till koncernföretag avser -317 273 570 kr (fg år -284 539 858 kr) lån från koncernens cash pool. Bolagets interna kreditlimit inom cash poolen uppgår till -472 000 000 kr (fg år 472 000 000).

### Not 12 Eventualförpliktelser


Bolaget är, tillsammans med andra bolag inom koncernen, solidariskt ansvariga som garantier för kreditfaciliteter som finns inom Dole PLC, Irland. Per 2023-12-31 uppgår dessa kreditfaciliteter till MUSD 1.441 varav MUSD 900.7 var utnyttjade.

Bolaget har gått i borgen för annat koncernbolags skuld uppgående till 70,5 miljoner SEK. Under 2023 har bolaget gått i borgen för annat koncernbolag avseende ett nytt hyreskontrakt.


### Not 13 Uppgifter om moderföretag

Bolaget är moderföretag men med hänvisning till undantagsreglerna i ÅRL 7 kap. 2§ lämnas inte någon koncernredovisning. Bolaget är ett helägt dotterbolag till Total Produce Holding BV, org. nr 24404725, med säte i Rotterdam. Total Produce BV ingår i sin tur i koncernen Dole PLC, org. nr 606201, med säte i Dublin, Irland. Dole PLC's årsredovisning återfinns på deras hemsida, [www.doleplc.com](http://www.doleplc.com).

Helsingborg 28/6 2024




Bengt Nilsson  
Ordförande



Jacob Thørnggaard  
Styrelseledamot

Jacinta Devine  
Styrelseledamot




Niels Klem Thomsen  
Styrelseledamot

Rory Byrne  
Styrelseledamot

Vår revisionsberättelse har lämnats  
KPMG AB

28 juni 2024



Cecilia Olsson  
Auktoriserad revisor  
Huvudansvarig revisor

### Not 11 Skulder till koncernbolag

Av skulder till koncernföretag avser -317 273 570 kr (fg år -284 539 858 kr) lån från koncernens cash pool. Bolagets interna kreditlimit inom cash poolen uppgår till -472 000 000 kr (fg år 472 000 000).

### Not 12 Eventualförpliktelser

Bolaget är, tillsammans med andra bolag inom koncernen, solidariskt ansvariga som garantier för kreditfaciliteter som finns inom Dole PLC, Irland. Per 2023-12-31 uppgår dessa kreditfaciliteter till MUSD 1.441 varav MUSD 900.7 var utnyttjade.

Bolaget har gått i borgen för annat koncernbolags skuld uppgående till 70,5 miljoner SEK. Under 2023 har bolaget gått i borgen för annat koncernbolag avseende ett nytt hyreskontrakt.

### Not 13 Uppgifter om moderföretag


Bolaget är moderföretag men med hänvisning till undantagsreglerna i ÅRL 7 kap. 2§ lämnas inte någon koncernredovisning. Bolaget är ett helägt dotterbolag till Total Produce Holding BV, org. nr 24404725, med säte i Rotterdam. Total Produce BV ingår i sin tur i koncernen Dole PLC, org. nr 606201, med säte i Dublin, Irland. Dole PLC's årsredovisning återfinns på deras hemsida, [www.doleplc.com](http://www.doleplc.com).

Helsingborg 20/6 2024

Bengt Nilsson  
Ordförande

Jacob Thorngaard  
Styrelseledamot

Jacinta Devine  
Styrelseledamot

  
Rory Byrne  
Styrelseledamot

Niels Klem Thomsen  
Styrelseledamot

Vår revisionsberättelse har lämnats  
KPMG AB

Cecilia Olsson  
Auktoriserad revisor  
Huvudansvarig revisor

### Not 11 Skulder till koncernbolag

Av skulder till koncernföretag avser -317 273 570 kr (fg år -284 539 858 kr) lån från koncernens cash pool. Bolagets interna kreditlimit inom cash poolen uppgår till -472 000 000 kr (fg år 472 000 000).

### Not 12 Eventualförpliktelser

Bolaget är, tillsammans med andra bolag inom koncernen, solidariskt ansvariga som garantier för kreditfaciliteter som finns inom Dole PLC, Irland. Per 2023-12-31 uppgår dessa kreditfaciliteter till MUSD 1.441 varav MUSD 900.7 var utnyttjade.

Bolaget har gått i borgen för annat koncernbolags skuld uppgående till 70,5 miljoner SEK. Under 2023 har bolaget gått i borgen för annat koncernbolag avseende ett nytt hyreskontrakt.

### Not 13 Uppgifter om moderföretag

Bolaget är moderföretag men med hänvisning till undantagsreglerna i ÅRL 7 kap. 2§ lämnas inte någon koncernredovisning. Bolaget är ett helägt dotterbolag till Total Produce Holding BV, org. nr 24404725, med säte i Rotterdam. Total Produce BV ingår i sin tur i koncernen Dole PLC, org. nr 606201, med säte i Dublin, Irland. Dole PLC's årsredovisning återfinns på deras hemsida, [www.doleplc.com](http://www.doleplc.com).

Helsingborg 28/6 2024

Bengt Nilsson  
Ordförande

Jacob Thorngaard  
Styrelseledamot



Jacinta Devine  
Styrelseledamot

Rory Byrne  
Styrelseledamot

Niels Klem Thomsen  
Styrelseledamot

Vår revisionsberättelse har lämnats  
KPMG AB

Cecilia Olsson  
Auktoriserad revisor  
Huvudansvarig revisor



# Revisionsberättelse

Till bolagsstämman i Nordic Fruit Holding AB, org. nr 556734-4816

## Rapport om årsredovisningen

### Uttalanden

Vi har utfört en revision av årsredovisningen för Nordic Fruit Holding AB för år 2023.

Enligt vår uppfattning har årsredovisningen upprättats i enlighet med årsredovisningslagen och ger en i alla väsentliga avseenden rättvisande bild av Nordic Fruit Holding ABs finansiella ställning per den 31 december 2023 och av dess finansiella resultat för året enligt årsredovisningslagen. Förvaltningsberättelsen är förenlig med årsredovisningens övriga delar.

Vi tillstyrker därför att bolagsstämman fastställer resultaträkningen och balansräkningen.

### Grund för uttalanden

Vi har utfört revisionen enligt *International Standards on Auditing (ISA)* och *god revisionssed i Sverige*. Vårt ansvar enligt dessa standarder beskrivs närmare i avsnittet *Revisorns ansvar*. Vi är oberoende i förhållande till Nordic Fruit Holding AB enligt *god revisorssed i Sverige* och har i övrigt fullgjort vårt yrkesetiska ansvar enligt dessa krav.

Vi anser att de revisionsbevis vi har inhämtat är tillräckliga och ändamålsenliga som grund för våra uttalanden.

### Styrelsens ansvar

Det är styrelsen som har ansvaret för att årsredovisningen upprättas och att den ger en rättvisande bild enligt årsredovisningslagen. Styrelsen ansvarar även för den interna kontroll som den bedömer är nödvändig för att upprätta en årsredovisning som inte innehåller några väsentliga felaktigheter, vare sig dessa beror på oegentligheter eller misstag.

Vid upprättandet av årsredovisningen ansvarar styrelsen för bedömningen av bolagets förmåga att fortsätta verksamheten. Den

upplyser, när så är tillämpligt, om förhållanden som kan påverka förmågan att fortsätta verksamheten och att använda antagandet om fortsatt drift. Antagandet om fortsatt drift tillämpas dock inte om styrelsen avser att likvidera bolaget, upphöra med verksamheten eller inte har något realistiskt alternativ till att göra något av detta.

### Revisorns ansvar

Våra mål är att uppnå en rimlig grad av säkerhet om huruvida årsredovisningen som helhet inte innehåller några väsentliga felaktigheter, vare sig dessa beror på oegentligheter eller misstag, och att lämna en revisionsberättelse som innehåller våra uttalanden. Rimlig säkerhet är en hög grad av säkerhet, men är ingen garanti för att en revision som utförs enligt ISA och god revisionsmed i Sverige alltid kommer att upptäcka en väsentlig felaktighet om en sådan finns. Felaktigheter kan uppstå på grund av oegentligheter eller misstag och anses vara väsentliga om de enskilt eller tillsammans rimligen kan förväntas påverka de ekonomiska beslut som användare fattar med grund i årsredovisningen.

Som del av en revision enligt ISA använder vi professionellt omdöme och har en professionellt skeptisk inställning under hela revisionen. Dessutom:

- identifierar och bedömer vi riskerna för väsentliga felaktigheter i årsredovisningen, vare sig dessa beror på oegentligheter eller misstag, utformar och utför granskningsåtgärder bland annat utifrån dessa risker och inhämtar revisionsbevis som är tillräckliga och ändamålsenliga för att utgöra en grund för våra uttalanden. Risken för att inte upptäcka en väsentlig felaktighet till följd av oegentligheter är högre än för en väsentlig felaktighet som beror på misstag, eftersom oegentligheter kan innefatta agerande i maskopi, förfalskning, avsiktliga utelämnanden, felaktig information eller åsidosättande av intern kontroll.
- skaffar vi oss en förståelse av den del av bolagets interna kontroll som har betydelse för vår revision för att utforma granskningsåtgärder som är lämpliga med hänsyn till omständigheterna, men inte för att uttala oss om effektiviteten i den interna kontrollen.

- utvärderar vi lämpligheten i de redovisningsprinciper som används och rimligheten i styrelsens uppskattningar i redovisningen och tillhörande upplysningar.
- drar vi en slutsats om lämpligheten i att styrelsen använder antagandet om fortsatt drift vid upprättandet av årsredovisningen. Vi drar också en slutsats, med grund i de inhämtade revisionsbevisen, om huruvida det finns någon väsentlig osäkerhetsfaktor som avser sådana händelser eller förhållanden som kan leda till betydande tvivel om bolagets förmåga att fortsätta verksamheten. Om vi drar slutsatsen att det finns en väsentlig osäkerhetsfaktor, måste vi i revisionsberättelsen fästa uppmärksamheten på upplysningarna i årsredovisningen om den väsentliga osäkerhetsfaktorn eller, om sådana upplysningar är otillräckliga, modifiera uttalandet om årsredovisningen. Våra slutsatser baseras på de revisionsbevis som inhämtas fram till datumet för revisionsberättelsen. Dock kan framtida händelser eller förhållanden göra att ett bolag inte längre kan fortsätta verksamheten.
- utvärderar vi den övergripande presentationen, strukturen och innehållet i årsredovisningen, däribland upplysningarna, och om årsredovisningen återger de underliggande transaktionerna och händelserna på ett sätt som ger en rättvisande bild.

Vi måste informera styrelsen om bland annat revisionens planerade omfattning och inriktning samt tidpunkten för den. Vi måste också informera om betydelsefulla iakttagelser under revisionen, däribland de eventuella betydande brister i den interna kontrollen som vi identifierat.



2024071208690

## Rapport om andra krav enligt lagar och andra författningar

### Uttalanden

Utöver vår revision av årsredovisningen har vi även utfört en revision av styrelsens förvaltning för Nordic Fruit Holding AB för år 2023 samt av förslaget till dispositioner beträffande bolagets vinst eller förlust.

Vi tillstyrker att bolagsstämman disponerar vinsten enligt förslaget i förvaltningsberättelsen och beviljar styrelsens ledamöter ansvarsfrihet för räkenskapsåret.

### Grund för uttalanden

Vi har utfört revisionen enligt god revisionsred i Sverige. Vårt ansvar enligt denna beskrivs närmare i avsnittet Revisorns ansvar. Vi är oberoende i förhållande till Nordic Fruit Holding AB enligt god revisorsred i Sverige och har i övrigt fullgjort vårt yrkesetiska ansvar enligt dessa krav.

Vi anser att de revisionsbevis vi har inhämtat är tillräckliga och ändamålsenliga som grund för våra uttalanden.

### Styrelsens ansvar

Det är styrelsen som har ansvaret för förslaget till dispositioner beträffande bolagets vinst eller förlust. Vid förslag till utdelning innefattar detta bland annat en bedömning av om utdelningen är försvarlig med hänsyn till de krav som bolagets verksamhetsart, omfattning och risker ställer på storleken av bolagets egna kapital, konsolideringsbehov, likviditet och ställning i övrigt.

Styrelsen ansvarar för bolagets organisation och förvaltningen av bolagets angelägenheter. Detta innefattar bland annat att fortlöpande bedöma bolagets ekonomiska situation och att tillse att bolagets organisation är utformad så att bokföringen, medelsförvaltningen och bolagets ekonomiska angelägenheter i övrigt kontrolleras på ett betryggande sätt.

### Revisorns ansvar

Vårt mål beträffande revisionen av förvaltningen, och därmed vårt uttalande om ansvarsfrihet, är att inhämta revisionsbevis för att med en rimlig grad av säkerhet kunna bedöma om någon styrelseledamot i något väsentligt avseende:

- företagit någon åtgärd eller gjort sig skyldig till någon försummelse som kan föranleda ersättningsskyldighet mot bolaget, eller
- på något annat sätt handlat i strid med aktiebolagslagen, årsredovisningslagen eller bolagsordningen.

Vårt mål beträffande revisionen av förslaget till dispositioner av bolagets vinst eller förlust, och därmed vårt uttalande om detta, är att med rimlig grad av säkerhet bedöma om förslaget är förenligt med aktiebolagslagen.

Rimlig säkerhet är en hög grad av säkerhet, men ingen garanti för att en revision som utförs enligt god revisionsred i Sverige alltid kommer att upptäcka åtgärder eller försummelser som kan föranleda

ersättningsskyldighet mot bolaget, eller att ett förslag till dispositioner av bolagets vinst eller förlust inte är förenligt med aktiebolagslagen.

Som en del av en revision enligt god revisionsred i Sverige använder vi professionellt omdöme och har en professionellt skeptisk inställning under hela revisionen. Granskningen av förvaltningen och förslaget till dispositioner av bolagets vinst eller förlust grundar sig främst på revisionen av räkenskaperna. Vilka tillkommande granskningsåtgärder som utförs baseras på vår professionella bedömning med utgångspunkt i risk och väsentlighet. Det innebär att vi fokuserar granskningen på sådana åtgärder, områden och förhållanden som är väsentliga för verksamheten och där avsteg och överträdelser skulle ha särskild betydelse för bolagets situation. Vi går igenom och prövar fattade beslut, beslutsunderlag, vidtagna åtgärder och andra förhållanden som är relevanta för vårt uttalande om ansvarsfrihet. Som underlag för vårt uttalande om styrelsens förslag till dispositioner beträffande bolagets vinst eller förlust har vi granskat styrelsens motiverade yttrande samt ett urval av underlagen för detta för att kunna bedöma om förslaget är förenligt med aktiebolagslagen.

Malmö den

28 juni 2024

KPMG AB

Cecilia Olsson

Auktoriserad revisor

---

**UNITED STATES  
SECURITIES AND EXCHANGE COMMISSION**  
WASHINGTON, D.C. 20549

---

**FORM 20-F**

---

(Mark One)

REGISTRATION STATEMENT PURSUANT TO SECTION 12(b) OR (g) OF THE SECURITIES EXCHANGE ACT OF 1934

OR

ANNUAL REPORT PURSUANT TO SECTION 13 OR 15(d) OF THE SECURITIES EXCHANGE ACT OF 1934

For the fiscal year ended December 31, 2023

OR

TRANSITION REPORT PURSUANT TO SECTION 13 OR 15(d) OF THE SECURITIES EXCHANGE ACT OF 1934

OR

SHELL COMPANY REPORT PURSUANT TO SECTION 13 OR 15(d) OF THE SECURITIES EXCHANGE ACT OF 1934

Date of event requiring this shell company report .....  
For the transition period from \_\_\_\_\_ to \_\_\_\_\_  
Commission file number 001-40695

---

**Dole plc**

(Exact name of Registrant as specified in its charter)

N/A

(Translation of Registrant's name into English)

**Ireland**

(Jurisdiction of incorporation or organization)

**98-1610692**

(I.R.S. Employer Identification No.)

**29 North Anne Street, Dublin 7,  
D07 PH36, Ireland**

**200 S. Tryon St, Suite #600, Charlotte, NC  
United States 28202**

(Address of principal executive offices)

**Jacinta Devine  
Chief Financial Officer  
353-1-887-2600**

**jacinta.devine@dole.com  
29 North Anne Street, Dublin 7,  
D07 PH36, Ireland**

(Name, E-mail and Address of Company Contact Person)

---

2024071208691

Report of Independent Registered Public Accounting Firm

To the Shareholders and Board of Directors

Dole plc:

Opinion on the Consolidated Financial Statements

We have audited the accompanying consolidated balance sheets of Dole plc and subsidiaries ("the Company") as of December 31, 2023 and 2022, the related consolidated statements of operations, comprehensive income (loss), stockholders' equity, and cash flows for each of the years in the three-year period ended December 31, 2023, and the related notes (collectively, the consolidated financial statements). In our opinion, the consolidated financial statements present fairly, in all material respects, the financial position of the Company as of December 31, 2023 and 2022, and the results of its operations and its cash flows for each of the years in the three-year period ended December 31, 2023, in conformity with U.S. generally accepted accounting principles.

We also have audited, in accordance with the standards of the Public Company Accounting Oversight Board (United States) (PCAOB), the Company's internal control over financial reporting as of December 31, 2023, based on criteria established in *Internal Control – Integrated Framework (2013)* issued by the Committee of Sponsoring Organizations of the Treadway Commission, and our report dated March 28, 2024 expressed an unqualified opinion on the effectiveness of the Company's internal control over financial reporting.

Basis for Opinion

These consolidated financial statements are the responsibility of the Company's management. Our responsibility is to express an opinion on these consolidated financial statements based on our audits. We are a public accounting firm registered with the PCAOB and are required to be independent with respect to the Company in accordance with the U.S. federal securities laws and the applicable rules and regulations of the Securities and Exchange Commission and the PCAOB.

We conducted our audits in accordance with the standards of the PCAOB. Those standards require that we plan and perform the audit to obtain reasonable assurance about whether the consolidated financial statements are free of material misstatement, whether due to error or fraud. Our audits included performing procedures to assess the risks of material misstatement of the consolidated financial statements, whether due to error or fraud, and performing procedures that respond to those risks. Such procedures included examining, on a test basis, evidence regarding the amounts and disclosures in the consolidated financial statements. Our audits also included evaluating the accounting principles used and significant estimates made by management, as well as evaluating the overall presentation of the consolidated financial statements. We believe that our audits provide a reasonable basis for our opinion.

Critical Audit Matter

The critical audit matter communicated below is a matter arising from the current period audit of the consolidated financial statements that were communicated or required to be communicated to the audit committee and that: (1) relates to accounts or disclosures that are material to the consolidated financial statements and (2) involved our especially challenging, subjective, or complex judgments. The communication of a critical audit matter does not alter in any way our opinion on the consolidated financial statements, taken as a whole, and we are not, by communicating the critical audit matter below, providing a separate opinion on the critical audit matter or on the accounts or disclosures to which it relates.

*Impairment assessment of the Dole brand intangible asset and goodwill for the Fresh Fruit reporting unit*

As discussed in Notes 2 and 13 to the consolidated financial statements, the carrying amount of the Dole brand intangible asset and goodwill related to the Fresh Fruit reporting unit were \$306,280 thousand and \$273,275 thousand, respectively, as of December 31, 2023. The Company evaluates goodwill and other indefinite-lived intangible assets for impairment annually during the fourth quarter, or more frequently if an event occurs or circumstances change that would indicate that an impairment may exist. For the 2023 annual impairment assessment of the Dole brand intangible asset and each reporting unit with goodwill, the Company elected to perform the quantitative assessment with the assistance of a third-party specialist.

Table of Contents

We identified the evaluation of the impairment assessment of the Dole brand intangible asset and goodwill related to the Fresh Fruit reporting unit as a critical audit matter. Subjective auditor judgment and specialized skills and knowledge were required in assessing the key assumptions used in the impairment assessment to estimate the fair values of the Dole Brand and Fresh Fruit reporting unit, specifically the discount rates, and the Dole brand royalty rate. Minor changes to these assumptions would have a significant effect on the estimated fair value.

The following are the primary procedures we performed to address this critical audit matter.

- We evaluated the design and tested the operating effectiveness of certain internal controls over the Company's goodwill and intangible assets process, including controls related to the key assumptions.
- We involved valuation professionals with specialized skills and knowledge, who assisted in:
  - evaluating the discount rates, by comparing them against ranges that were independently developed using publicly available market data for comparable entities, and
  - evaluating the royalty rate through the excess earnings approach, by assessing qualitative factors specific to Fresh Fruit reporting unit and the Dole brand, and by comparing it to market benchmarks and royalty rates for comparable brands.

(signed) KPMG

We have served as the Company's auditor since 2006.

Dublin, Ireland

March 28, 2024

Report of Independent Registered Public Accounting Firm

To the Shareholders and Board of Directors

Dole plc:

**Opinion on Internal Control Over Financial Reporting**

We have audited Dole plc and subsidiaries (the Company) internal control over financial reporting as of December 31, 2023, based on criteria established in *Internal Control – Integrated Framework (2013)* issued by the Committee of Sponsoring Organizations of the Treadway Commission. In our opinion, the Company has maintained, in all material respects, effective internal control over financial reporting as of December 31, 2023, based on criteria established in *Internal Control – Integrated Framework (2013)* issued by the Committee of Sponsoring Organizations of the Treadway Commission.

We also have audited, in accordance with the standards of the Public Company Accounting Oversight Board (United States) (PCAOB), the consolidated balance sheets of the Company as of December 31, 2023 and 2022, the related statements of operations, comprehensive income (loss), stockholders' equity, and cash flows for each of the years in the three year period ended December 31, 2023, and the related notes (collectively, the consolidated financial statements), and our report dated March 28, 2024 expressed an unqualified opinion on those consolidated financial statements.

**Basis for Opinion**

The Company's management is responsible for maintaining effective internal control over financial reporting and for its assessment of the effectiveness of internal control over financial reporting, included in the accompanying Management's Annual Report on internal control over financial reporting. Our responsibility is to express an opinion on the Company's internal control over financial reporting based on our audit. We are a public accounting firm registered with the PCAOB and are required to be independent with respect to the Company in accordance with the U.S. federal securities laws and the applicable rules and regulations of the Securities and Exchange Commission and the PCAOB.

We conducted our audit in accordance with the standards of the PCAOB. Those standards require that we plan and perform the audit to obtain reasonable assurance about whether effective internal control over financial reporting was maintained in all material respects. Our audit of internal control over financial reporting included obtaining an understanding of internal control over financial reporting, assessing the risk that a material weakness exists, and testing and evaluating the design and operating effectiveness of internal control based on the assessed risk. Our audit also included performing such other procedures as we considered necessary in the circumstances. We believe that our audit provides a reasonable basis for our opinion.

**Definition and Limitations of Internal Control Over Financial Reporting**

A company's internal control over financial reporting is a process designed to provide reasonable assurance regarding the reliability of financial reporting and the preparation of financial statements for external purposes in accordance with generally accepted accounting principles. A company's internal control over financial reporting includes those policies and procedures that (1) pertain to the maintenance of records that, in reasonable detail, accurately and fairly reflect the transactions and dispositions of the assets of the company; (2) provide reasonable assurance that transactions are recorded as necessary to permit preparation of financial statements in accordance with generally accepted accounting principles, and that receipts and expenditures of the company are being made only in accordance with authorizations of management and directors of the company; and (3) provide reasonable assurance regarding prevention or timely detection of unauthorized acquisition, use, or disposition of the company's assets that could have a material effect on the financial statements.

Because of its inherent limitations, internal control over financial reporting may not prevent or detect misstatements. Also, projections of any evaluation of effectiveness to future periods are subject to the risk that controls may become inadequate because of changes in conditions, or that the degree of compliance with the policies or procedures may deteriorate.

(signed) KPMG

Dublin, Ireland

March 28, 2024

**DOLE PLC**  
**CONSOLIDATED BALANCE SHEETS**

	December 31, 2023	December 31, 2022
	(U.S. Dollars and shares in thousands)	
<b>ASSETS</b>		
Cash and cash equivalents	\$ 275,580	\$ 228,840
Short-term investments	5,899	5,367
Trade receivables, net of allowances for credit losses of \$18,360 and \$18,001, respectively	538,177	610,384
Grower advance receivables, net of allowances of \$19,839 and \$15,817, respectively	109,958	106,864
Other receivables, net of allowances of \$13,227 and \$14,538, respectively	117,069	132,947
Inventories, net of allowances of \$4,792 and \$4,186, respectively	378,592	394,150
Prepaid expenses	61,724	48,995
Other current assets	17,401	15,034
Fresh Vegetables current assets held for sale	414,457	62,252
Other assets held-for-sale	1,832	645
<b>Total current assets</b>	<b>1,920,689</b>	<b>1,605,478</b>
Long-term investments	15,970	16,498
Investments in unconsolidated affiliates	131,704	124,234
Actively marketed property	13,781	31,007
Property, plant and equipment, net of accumulated depreciation of \$444,775 and \$375,721, respectively	1,102,234	1,116,124
Operating lease right-of-use assets	340,458	293,658
Goodwill	513,312	497,453
DOLE brand	306,280	306,280
Other intangible assets, net of accumulated amortization of \$134,420 and \$120,315, respectively	41,232	50,990
Fresh Vegetables non-current assets held for sale	—	343,828
Other assets	109,048	142,180
Deferred tax assets, net	66,485	64,112
<b>Total assets</b>	<b>\$ 4,561,193</b>	<b>\$ 4,591,842</b>
<b>LIABILITIES AND EQUITY</b>		
Accounts payable	\$ 670,904	\$ 640,620
Income taxes payable	22,917	11,558
Accrued liabilities	357,427	381,688
Bank overdrafts	11,488	8,623
Current portion of long-term debt, net	222,940	97,435
Current maturities of operating leases	63,653	57,372
Payroll and other tax	27,791	27,187
Contingent consideration	1,788	1,791
Pension and postretirement benefits	16,570	17,287
Fresh Vegetables current liabilities held for sale	291,342	199,255
Dividends payable and other current liabilities	29,892	17,698
<b>Total current liabilities</b>	<b>1,716,712</b>	<b>1,460,514</b>
Long-term debt, net	845,013	1,127,321
Operating leases, less current maturities	287,991	246,723
Deferred tax liabilities, net	92,653	118,403
Income taxes payable, less current portion	16,664	30,458
Contingent consideration, less current portion	7,327	5,022
Pension and postretirement benefits, less current portion	121,689	124,646
Fresh Vegetables non-current liabilities held for sale	—	116,380
Other long-term liabilities	52,295	43,390
<b>Total liabilities</b>	<b>\$ 3,140,344</b>	<b>\$ 3,272,857</b>
Contingencies (See Note 19)		
Redeemable noncontrolling interests	34,185	32,311
Stockholders' equity		
Common stock — \$0.01 par value; 300,000 shares authorized and 94,929 and 94,899 shares outstanding as of December 31, 2023 and December 31, 2022, respectively	949	949
Additional paid-in capital	796,800	795,063
Retained earnings	562,562	469,249
Accumulated other comprehensive loss	(110,791)	(104,133)
<b>Total equity attributable to Dole plc</b>	<b>1,249,520</b>	<b>1,161,128</b>
Equity attributable to noncontrolling interests	137,144	125,546
<b>Total equity</b>	<b>1,386,664</b>	<b>1,286,674</b>
<b>Total liabilities, redeemable noncontrolling interests and equity</b>	<b>\$ 4,561,193</b>	<b>\$ 4,591,842</b>

See Notes to Consolidated Financial Statements

**DOLE PLC**  
**CONSOLIDATED STATEMENTS OF OPERATIONS**

	Year Ended		
	December 31, 2023	December 31, 2022	December 31, 2021
	(U.S. Dollars and shares in thousands, except per share amounts)		
Revenue, net	\$ 8,245,268	\$ 8,024,403	\$ 5,943,739
Cost of sales	(7,551,098)	(7,424,525)	(5,599,743)
Gross profit	694,170	599,878	343,996
Selling, marketing, general and administrative expenses	(473,903)	(436,192)	(323,190)
Merger, transaction and other related costs	—	—	(30,072)
Gain on disposal of businesses	—	192	11
Impairment and asset write-downs of property, plant and equipment	(2,217)	(397)	—
Gain on asset sales	54,108	11,784	561
Operating income (loss)	272,158	175,265	(8,694)
Other income, net	4,799	10,600	8,435
Interest income	10,083	6,407	3,805
Interest expense	(81,113)	(56,371)	(24,992)
Income (loss) from continuing operations before income taxes and equity earnings	205,927	135,901	(21,446)
Income tax (expense) benefit	(43,591)	25,603	10,980
Equity method earnings	15,191	6,726	48,027
Income from continuing operations	177,527	168,230	37,561
Loss from discontinued operations, net of income taxes	(21,818)	(56,447)	(20,568)
Net income	155,709	111,783	16,993
Less: Net income attributable to noncontrolling interests	(31,646)	(25,287)	(24,212)
Net income (loss) attributable to Dole plc	\$ 124,063	\$ 86,496	\$ (7,219)
Income (loss) per share - basic:			
Continuing operations	\$ 1.54	\$ 1.51	\$ 0.18
Discontinued operations	(0.23)	(0.60)	(0.28)
Net income per share attributable to Dole plc - basic	\$ 1.31	\$ 0.91	\$ (0.10)
Income (loss) per share - diluted:			
Continuing operations	\$ 1.53	\$ 1.51	\$ 0.18
Discontinued operations	(0.23)	(0.60)	(0.28)
Net income per share attributable to Dole plc - diluted	\$ 1.30	\$ 0.91	\$ (0.10)
Weighted-average shares:			
Basic	94,917	94,886	72,190
Diluted	95,118	94,914	72,384

Notes to Consolidated Financial Statements

**DOLE PLC**  
**CONSOLIDATED STATEMENTS OF COMPREHENSIVE INCOME (LOSS)**

	Year Ended		
	December 31, 2023	December 31, 2022	December 31, 2021
	(U.S. Dollars in thousands)		
Net income	\$ 155,709	\$ 111,783	\$ 16,993
Other comprehensive income (loss), net of tax:			
Net unrealized (loss) gain on derivatives	(16,014)	31,786	11,209
Foreign currency translation adjustment	24,679	(38,068)	(34,772)
Change in pension and postretirement benefits	(11,304)	22,959	2,532
Reclassification of pension activity	—	—	15,462
Total other comprehensive (loss) income	(2,639)	16,677	(5,569)
Comprehensive income	153,070	128,460	11,424
Less: Comprehensive income attributable to noncontrolling interests	(35,666)	(20,178)	(15,759)
Comprehensive income (loss) attributable to Dole plc	\$ 117,404	\$ 108,282	\$ (4,335)

See Notes to Consolidated Financial Statements

**DOLE PLC**  
**CONSOLIDATED STATEMENTS OF CASH FLOWS**

Contents

Activities  
 net of discontinued operations, net of income taxes  
 continuing operations  
 net income to net cash provided by operating activities  
 depreciation and amortization  
 net change on purchase accounting valuation of biological assets and inventory  
 gain on sale of assets  
 share-based compensation expense  
 equity method earnings  
 amortization of debt discounts and debt issuance costs  
 deferred tax benefit  
 pension and other postretirement benefit plan expense  
 dividends received from equity method investees  
 changes in operating assets and liabilities:  
 receivables, net of allowances  
 inventories  
 prepaids, other current assets and other assets  
 accounts payable, accrued liabilities and other liabilities  
 net cash provided by operating activities - continuing operations  
**Investing Activities**  
 Sales of assets  
 Capital expenditures  
 Acquisitions, net of cash acquired  
 Insurance proceeds  
 Purchases of investments  
 Net sales (purchases) of investments in unconsolidated affiliates  
 Other  
 Net cash provided by (used in) investing activities - continuing operations  
**Financing Activities**  
 Proceeds from borrowings and overdrafts  
 Repayments on borrowings and overdrafts  
 Payment of debt issuance costs  
 Dividends paid to shareholders  
 Dividends paid to noncontrolling interests  
 Other noncontrolling interest activity, net  
 Proceeds from exercise of stock options  
 Payments of contingent consideration  
 Proceeds received from issuance of common stock in initial public offering, net of issuance costs  
 Net cash used in financing activities - continuing operations  
 Effect of foreign currency exchange rate changes on cash  
 Net cash used in operating activities - discontinued operations  
 Net cash used in investing activities - discontinued operations  
 Cash used in discontinued operations, net  
 Increase (decrease) in cash and cash equivalents  
 Cash and cash equivalents at beginning of period, including discontinued operations  
 Cash and cash equivalents at end of period, including discontinued operations  
**Supplemental cash flow information:**  
 Income tax payments, net of refunds  
 Interest payments on borrowings  
**Non-cash Investing and Financing Activities:**  
 Accrued property, plant and equipment

	Year Ended	
	December 31, 2023	December 31, 2022
	(U.S. Dollars in thousands)	
	111,783	\$ 16,993
	56,447	20,568
	168,230	37,561
	155,709	65,468
	21,818	66,492
	177,527	(561)
	104,168	815
	—	(48,027)
	(54,108)	4,500
	6,045	(6,726)
	(15,191)	6,213
	6,380	(31,061)
	(12,600)	3,151
	7,755	9,817
	9,388	7,164
	4,268	55,150
	58,794	(31,685)
	20,688	(11,073)
	(27,521)	10,975
	13,022	323,612
	298,605	26,308
	83,557	(58,617)
	(78,041)	103,595
	(1,263)	10,455
	1,054	(1,210)
	(1,153)	(458)
	-1,013	(3,029)
	57	912
	5,224	(54,071)
	1,407,970	2,145,427
	(1,576,067)	(2,487,130)
	(44)	(22,133)
	(30,373)	(17,092)
	(28,522)	(21,683)
	(1,300)	382
	—	7,041
	(1,662)	(5,031)
	—	398,876
	—	(1,343)
	(229,998)	(173,396)
	5,448	(20,712)
	(22,622)	(84,720)
	(8,492)	(12,434)
	(31,114)	(97,154)
	48,165	(21,721)
	228,840	250,561
	277,005	228,840
	\$ (63,969)	\$ (50,469)
	\$ (82,367)	\$ (53,404)
	\$ (1,465)	\$ (488)
		\$ (26,945)
		\$ (26,602)
		\$ (5,414)

See Notes to Consolidated Financial Statements

**DOLE PLC**  
**CONSOLIDATED STATEMENTS OF STOCKHOLDERS' EQUITY**

Equity Attributable to Dole plc

	Common Stock	Additional Paid-In Capital	Retained Earnings	Accumulated Other Comprehensive Loss	Total Equity Attributable to Dole plc	Equity Attributable to Noncontrolling Interests	Total Equity	Redeemable Noncontrolling Interests
	(U.S. Dollars in thousands)							
Balance as of December 31, 2020	\$ 4,865	\$ 198,232	\$ 460,715	\$ (128,803)	\$ 535,009	\$ 122,906	\$ 657,915	\$ 30,317
Net income (loss)	—	—	(7,219)	—	(7,219)	20,723	13,504	3,304
Proceeds from exercise of stock options	56	6,985	—	—	7,041	—	7,041	—
Cancellation of treasury stock	(263)	263	—	—	—	—	—	—
Share issuance to C&C Parties	119	190,555	—	—	190,674	—	190,674	—
Conversion of ordinary shares to common stock in connection with initial public offering	(4,096)	4,096	—	—	—	—	—	—
Issuance of common stock in connection with initial public offering, net of underwriting discounts and issuance costs	268	398,876	—	—	399,144	—	399,144	—
Share of repayment of receivable from affiliates	—	469	—	—	469	—	469	—
Dividends declared	—	—	(24,699)	—	(24,699)	(15,711)	(40,410)	(5,972)
Stock-based compensation	1	785	—	—	786	—	786	—
Other noncontrolling interest activity, net	—	(1,706)	—	—	(1,706)	11,522	9,816	—
Other redeemable noncontrolling interest activity, net	—	(6,332)	—	—	(6,332)	—	(6,332)	6,181
Reclassification of pension activity	—	—	(15,462)	15,462	—	—	—	—
Other comprehensive (loss), net of tax	—	—	—	(12,578)	(12,578)	(7,399)	(19,977)	(1,054)
Balance as of December 31, 2021	\$ 950	\$ 792,223	\$ 413,335	\$ (125,919)	\$ 1,080,589	\$ 132,041	\$ 1,212,630	\$ 32,776
Net income	—	—	86,496	—	86,496	21,739	108,235	3,455
Dividends declared	—	—	(30,582)	—	(30,582)	(17,700)	(48,282)	(4,085)
Stock-based compensation	(1)	4,342	—	—	4,341	—	4,341	—
Other noncontrolling interest activity, net	—	(900)	—	—	(900)	(5,862)	(6,762)	—
Other redeemable noncontrolling interest activity, net	—	(602)	—	—	(602)	—	(602)	602
Other comprehensive income (loss), net of tax	—	—	—	21,786	21,786	(4,672)	17,114	(437)
Balance as of December 31, 2022	\$ 949	\$ 795,063	\$ 469,249	\$ (104,133)	\$ 1,161,128	\$ 125,546	\$ 1,286,674	\$ 32,311
Net income	—	—	124,063	—	124,063	28,826	152,889	2,792
Dividends declared	—	—	(30,750)	—	(30,750)	(24,565)	(55,315)	(3,957)
Stock-based compensation	—	5,729	—	—	5,729	—	5,729	—
Other noncontrolling interest activity, net	—	(903)	—	—	(903)	3,268	2,365	—
Other redeemable noncontrolling interest activity, net	—	(3,089)	—	—	(3,089)	—	(3,089)	3,089
Other comprehensive income (loss), net of tax	—	—	—	(6,658)	(6,658)	3,069	(2,589)	(50)
Balance as of December 31, 2023	\$ 949	\$ 796,800	\$ 562,562	\$ (110,791)	\$ 1,249,520	\$ 137,144	\$ 1,386,664	\$ 34,185

See Notes to Consolidated Financial Statements

**DOLE PLC**  
**NOTES TO CONSOLIDATED FINANCIAL STATEMENTS**

**NOTE 1 — NATURE OF OPERATIONS**

Dole plc is engaged in the worldwide sourcing, processing, distributing and marketing of high-quality fresh fruit and vegetables. Dole is a premier global leader in fresh produce, and the Company's most significant products hold leading positions in their respective categories and territories. Dole is one of the largest producers of fresh bananas and pineapples, one of the largest global exporters of grapes and has a strong presence in growing categories such as berries, avocados and organic produce.

Dole conducts operations throughout North America, Latin America, Europe, Asia, the Middle East and Africa (primarily in South Africa). As a result of its global operating and financing activities, Dole is exposed to certain risks, including fluctuations in commodity and fuel costs, interest rates and foreign currency exchange rates, as well as other environmental and business risks in sourcing and selling locations.

Dole offers over 300 products that are grown and sourced, both locally and globally, from over 30 countries in various regions worldwide. These products are distributed and marketed in over 75 countries across retail, wholesale and food service channels. The Company operates through a number of business-to-business and business-to-consumer brands, the most notable being the Dole brand ("DOLE brand").

Dole is incorporated in Ireland and was formed as a result of the combination of Total Produce and Legacy Dole. On February 16, 2021, Total Produce, Legacy Dole and the C&C Parties entered into a binding transaction agreement to combine Total Produce and Legacy Dole under a newly created entity, later named Dole plc, listed publicly in the U.S. Prior to the Merger, Total Produce had a 45.0% ownership interest in Legacy Dole. On July 29, 2021, the Merger between Total Produce and Legacy Dole occurred, and Total Produce shareholders and the C&C Parties received 82.5% and 17.5%, respectively, of the shares in Dole plc outstanding immediately prior to the IPO Transaction.

On July 30, 2021, Dole plc consummated its IPO on the NYSE under the ticker symbol "DOLE". In the IPO, Dole issued 25.0 million shares of common stock at \$16.00 per share. In addition, on August 30, 2021, an additional 1.8 million shares of common stock were issued to the underwriters upon their exercise of the option to purchase them at the price of \$16.00 per share. In the year ended December 31, 2021, total gross proceeds from the issuance of shares were \$428.5 million, and after underwriting fees and other issuance costs of \$29.6 million, net proceeds were \$398.9 million. The proceeds from the IPO Transaction were used to fund the payment of certain outstanding debt balances.

See Note 4 "Acquisitions and Divestitures" for additional detail on the Merger and the IPO Transaction.

On January 30, 2023, certain of Dole's wholly owned subsidiaries entered into a Stock Purchase Agreement (the "Fresh Express Agreement") with Fresh Express Acquisition LLC ("Fresh Express"), a wholly owned subsidiary of Chiquita Holdings Limited, pursuant to which Fresh Express agreed to acquire Dole's fresh vegetables division ("Fresh Vegetables division" or "Fresh Vegetables") for approximately \$293.0 million in cash, subject to certain adjustments set forth in the Fresh Express Agreement. On March 27, 2024, the parties to the Fresh Express Agreement agreed to terminate the Fresh Express Agreement due to a failure to obtain regulatory approval, and Dole announced that it is in the process of pursuing alternative transactions through which it would exit the Fresh Vegetables business (the "Vegetables exit process"). See Note 25 "Subsequent Events".

As a result of the agreement to exit the Fresh Vegetables division, its results are reported separately as discontinued operations, net of income taxes, in our consolidated statements of operations for all periods presented and its assets and liabilities are separately presented in our consolidated balance sheets as assets and liabilities held for sale. See Note 4 "Acquisitions and Divestitures" for further detail on the Vegetables Transaction and discontinued operations.

**NOTE 2 — BASIS OF PRESENTATION AND SUMMARY OF SIGNIFICANT ACCOUNTING POLICIES**

The financial statements herein are prepared in conformity with generally accepted accounting principles in the U.S. ("U.S. GAAP"). In the opinion of management, the consolidated financial statements of Dole include all necessary adjustments, which are of a normal recurring nature, to present fairly Dole's financial position, results of operations and cash flows.

Dole's consolidated financial statements include the accounts of majority-owned subsidiaries over which Dole exercises control, entities that are not majority-owned but require consolidation, because Dole has the ability to exercise control over operating and financial policies or has the power to direct the activities that most significantly impact the entities' economic performance, and all variable interest entities ("VIEs") for which Dole is the primary beneficiary.

Total Produce is the accounting acquirer of Legacy Dole, and as such, all Dole plc operating results prior to the Merger are only reflective of Total Produce, which included Total Produce's 45.0% share of Legacy Dole's net income included within equity method earnings in the consolidated statements of operations.

Intercompany accounts and transactions have been eliminated in consolidation. The results of consolidated entities are included from the effective date of control or, in the case of VIEs, from the date that Dole becomes the primary beneficiary. The results of subsidiaries sold or otherwise deconsolidated are excluded from consolidated results as of the date that Dole ceases to control the subsidiary or, in the case of VIEs, when Dole ceases to be the primary beneficiary.

The preparation of financial statements in conformity with U.S. GAAP requires management to make estimates and assumptions that affect the amounts and disclosures reported in the financial statements and accompanying notes. Estimates and assumptions include, but are not limited to, the areas of customer and grower receivables, inventories, impairment of assets, useful lives of property, plant and equipment, intangible assets, income taxes, retirement benefits, business combinations, financial instruments and contingencies. Actual results could differ from these estimates and assumptions.

In the year ended December 31, 2021, the Company reclassified \$15.5 million of pension activity from retained earnings to other comprehensive income (loss) to correct the presentation of pension and other postretirement benefits within accumulated other comprehensive loss. The change did not have an impact to Dole's results of operations, financial condition or cash flows.

#### Summary of Significant Accounting Policies

**Revenue Recognition** Revenue is recognized when a performance obligation is satisfied as control of a good or service is transferred to a customer in the amount expected to be entitled at transfer. For each customer contract, the performance obligations are identified, the transaction price is allocated to the individual performance obligations, and revenue is recognized when these performance obligations are fulfilled and control of the good or service is transferred to the customer. The transfer of control of a good or service to customers is generally based on written sales terms that allow customers right of return when the good or service does not meet certain quality factors.

Revenue consists primarily of product revenue, which includes the selling of fresh produce, health foods and consumer goods to third-party customers. Fresh produce comprises two main product categories, tropical fruit and diversified produce. Tropical fruit primarily consists of bananas and pineapples, and diversified produce primarily consists of all other fruit, vegetables and other produce. Product revenue also includes surcharges for additional product services such as freight, cooling, warehousing, fuel, containerization, handling and palletization related to the transfer of products. Additionally, the Company has certain marketing contracts where Dole is the principal, and the related product revenue and cost of sales are reported on a gross basis. Product revenue is recognized at a point in time when control of the goods has been transferred to the customer, which can be upon shipping or delivery, depending on the terms of sale.

Revenue also includes service revenue, which includes third-party freight services and royalties for the use of Company brands and trademarks. Additionally, the Company maintains a commercial cargo business where revenue is earned by providing handling and transportation services of containerized cargo on Company vessels. Net service revenue was less than 10% of total revenue for the years ended December 31, 2023, December 31, 2022 and December 31, 2021. See Note 5 "Revenue" for additional detail of the Company's revenue by product and channel.

Dole's incremental costs of obtaining a contract have primarily consisted of sales commissions, and the Company has elected the practical expedient to expense these costs that are related to contracts that are less than one year. These costs are included in selling, marketing and general and administrative expenses in the consolidated statements of operations. If these costs relate to contracts that are greater than one year, the incremental costs are capitalized as a contract asset and amortized over the period from which the contract is obtained until the performance obligations are met. Dole's contracts are generally less than one year, and incremental costs of obtaining a contract are not material.

The Company treats shipping and handling costs that occur after the customer obtains control of the good as a fulfillment cost rather than a service performance obligation. Additionally, Dole has elected the practical expedient to exclude sales and other taxes imposed by government authorities on revenue-producing transactions from the transaction price.

The period between the transfer of a promised good or service to a customer and customer payment is expected to be less than one year and, as such, Dole has elected the practical expedient to not adjust the promised amount of consideration for the effects of a significant financing component.

Revenue is recorded net of any sales allowances, sales promotions and sales incentives. Sales allowances are calculated based on historical claims information. Dole offers sales promotions and sales incentives to its customers. Sales promotions are temporary price reductions on third-party sales, and sales incentives include consumer coupons and discounts, volume and timing rebates and product placement fees. Estimated sales discounts are recorded in the period in which the related sale is recognized. Volume rebates are recognized in the period of sale as a reduction of revenue based on Dole's estimate of sales volume over the term of the arrangement. All other sales incentives are estimated using both historical trends and current volumes and assumptions. The Company also enters cooperative advertising arrangements in which Dole refunds a retailer for a portion of the costs incurred to advertise Dole's products. The value of these arrangements is treated as a reduction of revenue, unless the arrangement is in exchange for a distinct good or service, in which case, these amounts are recorded in selling, marketing and general and administrative expenses in the consolidated statements of operations. Adjustments to sales estimates are made periodically as new information becomes available and actual sales volumes become known. Adjustments to these estimates have historically not been significant to Dole.

*Cost of Sales:* Cost of sales primarily consists of costs associated with the production or purchasing of inventory, packaging materials, labor, depreciation, overhead, transportation and other distribution costs. Cost of sales also includes recurring agricultural costs and shipping and handling costs, which are detailed below.

*Agricultural Costs:* Plant costs, including seeds, trees, vines and stems, and preproduction costs, including land preparation, pre-planting and planting costs, are generally capitalized into inventory and charged to cost of sales when the related crop is harvested and sold, with the exception of pineapples, in which the costs are generally expensed as incurred. Certain plant and preproduction costs are capitalized to property, plant and equipment, depending on the crop, and charged to cost of sales over their life. All land development costs, including farm and soil improvements, are capitalized to property, plant and equipment. The useful lives for plant, preproduction and land development costs capitalized to property, plant and equipment are 2 to 25 years and are based on historical yields, climate and weather conditions and likelihood of disease and pest interference. Recurring agricultural costs after the preproduction period, including ongoing pruning, fertilization, watering and farm labor, are generally capitalized into inventory and charged to cost of sales when the related crop is harvested and sold, with the exception of pineapples and bananas, in which the costs are expensed as incurred, due to the continuous nature of production and associated costs incurred throughout the year.

*Shipping and Handling Costs:* Amounts billed to third-party customers for shipping and handling are included as a component of revenue. Shipping and handling costs incurred are included as a component of cost of sales and represent fulfillment costs incurred by Dole to ship products from the sourcing location to the end customer and are not considered separate performance obligations.

*Value-Added Taxes:* Value-added taxes that are collected from customers and remitted to taxing authorities are excluded from revenue and cost of sales. Receivables related to value-added taxes are included within other receivables, net, and other assets in the consolidated balance sheets, depending on the expected timing of collection. Payables related to value-added taxes are included within payroll and other tax in the consolidated balance sheets.

*Marketing and Advertising Costs:* Marketing and advertising costs, which include media, production and other promotional costs, are generally expensed in the period in which the marketing or advertising first takes place. Marketing and advertising costs, included in selling, marketing and general and administrative expenses in the consolidated statements of operations, amounted to \$17.9 million, \$17.8 million and \$10.6 million for the years ended December 31, 2023, December 31, 2022 and December 31, 2021, respectively.

*Research and Development Costs:* Research and development costs are expensed as incurred and are included in cost of sales or selling, marketing and general and administrative expenses in the consolidated statements of operations, based on the nature of the project. Research and development costs amounted to \$9.0 million, \$9.2 million and \$3.8 million for the years ended December 31, 2023 and December 31, 2022 and December 31, 2021 respectively.

*Merger, Transaction and Other Related Costs:* Dole records and separately states merger, transaction and other related costs to reflect non-recurring acquisition, divestiture and merger-related activities. These costs were \$11.5 million for the year ended December 31, 2023 and are recorded in loss from discontinued operations, net of income taxes in the consolidated statements of operations. These costs were not material for the year ended December 31, 2022 and \$30.1 million for the year ended December 31, 2021 and primarily related to the Merger and IPO Transaction.

*Gain on Asset Sales* Gain on asset sales primarily consists of gains and losses incurred through the disposal of assets held-for-sale and actively marketed property and other property disposed in the ordinary course of business. During the years ended December 31, 2023 and December 31, 2022, gains on asset sales were \$54.1 million and \$11.8 million, respectively and primarily relate to disposal of assets held-for-sale and actively marketed property. During the year ended December 31, 2021, gains and losses on asset sales were not material. See Note 11 “Assets Held-For-Sale and Actively Marketed Property” for additional detail.

*Gain on Disposal of Businesses* Dole records and separately states the net gains and losses related to the disposal of businesses or subsidiaries.

*Interest Income* Interest income comprises interest earned from funds invested and other receivables, such as interest earned on grower advances, and is recognized using the effective interest method over the term of the underlying agreement.

*Interest Expense* Interest expense comprises interest on borrowings, amortization of discounts and issuance costs related to borrowings, interest on finance lease liabilities, fees for the sale of trade receivables, debt extinguishment costs and arrangement fees for borrowings.

*Income Taxes* Dole accounts for deferred taxes under the asset and liability method, which requires the recognition of deferred tax assets and liabilities for the expected future tax consequences of events that have been included in the financial statements. Under this method, deferred tax assets and liabilities are determined based on the differences between the financial statement carrying amount and the tax basis of assets and liabilities, using enacted tax rates in effect for the year in which the differences are expected to reverse. The effect of a change in tax rates on deferred tax assets and liabilities is recognized in income in the period that includes the enactment date.

A valuation allowance is provided to reduce deferred tax assets to the amount more likely than not to be realized. The Company recognizes the benefit of a tax position only to the extent that it is more likely than not that the tax position will be sustained on examination by the taxing authorities, based on the technical merits of the position. If the tax position is deemed more-likely-than-not to be sustained, the tax position is then assessed to determine the amount of benefit to recognize in the consolidated financial statements. The amount of the benefit that is recognized is the largest amount that is greater than 50.0% likely of being realized upon settlement. Income tax expense or benefit includes the effects of any resulting unrecognized tax benefits that are considered appropriate, as well as related net interest and penalties. In respect to undistributed earnings for foreign subsidiaries where those earnings are considered to be either indefinitely reinvested or could be distributed tax free, no deferred tax liability has been provided thereon.

The Company releases income tax effects from accumulated other comprehensive loss as individual items in accumulated other comprehensive loss are settled or otherwise disposed.

*Discontinued Operations* The disposal or held-for-sale designation of a component or a group of components is presented as discontinued operations when it represents a strategic shift that had, or will have, a major effect on Dole's operations and financial results. A component of an entity comprises operations and cash flows that can be clearly distinguished both operationally and for financial reporting purposes. In the first quarter of 2023, management determined that the planned exit of the Fresh Vegetables division met the criteria to be classified as held for sale and its results reported as a discontinued operation. See further detail in Note 4 “Acquisitions and Divestitures”.

*Earnings (loss) per share* Basic earnings (loss) per share is calculated by dividing the net income or loss attributable to common shareholders of the Company by the weighted average number of common shares outstanding during the period. Diluted earnings (loss) per share is calculated by dividing the net income or loss attributable to common shareholders of the Company by the weighted average number of common shares outstanding, after the adjustment for the effects of potentially issuable shares, such as restricted stock units and stock options with a dilutive effect.

*Operating and Reportable Segments* Operating segments, defined as components of the Company that engage in business activities from which they earn revenue and incur expenses, are reported in a manner consistent with the internal reporting provided to the Chief Operating Decision Maker (“CODM”). The CODM, who is responsible for assessing performance and allocating resources amongst operating segments, is defined as the Chief Executive Officer (“CEO”) and Chief Operating Officer (“COO”).

Considering the anticipated exit from the Fresh Vegetables division, Dole has the following operating and reportable segments: Fresh Fruit, Diversified Fresh Produce – Europe, the Middle East and Africa (“Diversified Fresh Produce – EMEA”) and Diversified Fresh Produce – Americas and the Rest of the World (“Diversified Fresh Produce – Americas & ROW”). See further detail on operating and reportable segments in Note 6 “Segments”.

*Cash and Cash Equivalents:* Cash and cash equivalents consist of cash on hand and highly liquid investments, primarily money market funds and time deposits, with original maturities of three months or less. Whenever outstanding checks exceed cash balances, the balance of the book overdraft is reclassified to accounts payable in the consolidated balance sheets, and changes in book overdraft balances are presented within operating activities within the consolidated statements of cash flows. Restricted cash was not material as of December 31, 2023 and December 31, 2022.

*Short-Term and Long-Term Investments:* Dole sponsors various non-qualified benefit and executive compensation plans, with plan assets held in Rabbi Trusts. Short-term investments include the portion of the Rabbi Trust securities portfolio that approximates the short-term liability of the frozen non-qualified Supplemental Executive Retirement Plan (“SERP”) defined benefit plan and the total liability of the non-qualified deferred compensation Excess Savings Plan (“ESP”). Long-term investments include the portion of the Rabbi Trust securities portfolio that will be used to fund a portion of the long-term liability of the SERP plan. Securities are recorded at fair value with realized and unrealized gains and losses included in earnings. Dole estimates the fair value of its investments using prices provided by its custodian. See Note 18 “Fair Value Measurements” for further detail on fair value disclosures.

*Trade Receivables:* Trade receivables are recognized net of allowances, which approximates fair value. While in certain regions, the Company’s customer base consists of some large, key customers, credit risk related to trade receivables is mitigated due to the large number of customers dispersed worldwide. To reduce credit risk, Dole performs periodic credit evaluations of its customers but does not generally require advance payments or collateral. Expected credit losses for newly recognized trade receivables, as well as changes to existing expected credit losses during the period, are recognized in selling, marketing, general and administrative expenses in the consolidated statements of operations. Refer to Note 8 “Receivables and Allowances for Credit Losses” for further detail on how the Company estimates these credit losses. No individual customer accounted for more than 10.0% of Dole’s revenue during the years ended December 31, 2023, December 31, 2022 and December 31, 2021, nor accounted for greater than 10.0% of Dole’s account receivables as of December 31, 2023 and December 31, 2022.

Dole regularly sells a portion of its trade receivables under arrangements with third-party financial institutions. The Company accounts for the transfers of trade receivables as sales when it has surrendered control, at which point the receivables are derecognized. Determining when control has transferred requires evaluation of the nature and extent of the Company’s involvement with the transferred receivables as well as consideration of certain legal and other factors. See Note 8 “Receivables and Allowances for Credit Losses” for further detail.

*Grower Advances:* Dole makes advances to third-party growers for various farming needs. Some of these advances are secured with crop harvests or other collateral owned by the growers. Dole monitors these receivables on a regular basis and estimates expected credit losses for all outstanding grower advances to determine if a related impairment loss and allowance should be recognized. These expected credit losses are evaluated on a case-by-case basis and are based on historical credit loss information, among other quantitative and qualitative factors. Grower advances are stated at the gross advance amount less allowances for expected credit losses.

Grower advances are disaggregated into short-term advances that mature in one year or less, which are included within grower advance receivables, net, in the consolidated balance sheets and long-term advances that are included in other assets in the consolidated balance sheets. See Note 8 “Receivables and Allowances for Credit Losses” for further detail on grower advances.

*Other Receivables:* Other receivables consists primarily of receivables from governmental institutions, hedging receivables and miscellaneous non-trade receivables from customers, suppliers, and other third parties. These receivables are recorded net of allowances established based on specific account data and factors such as historical losses, current economic conditions, age of receivables, the value of any collateral and payment status compared to payment terms. Receivables are written off against the allowance once management determines the receivable is uncollectible. See Note 8 “Receivables and Allowances for Credit Losses” for further detail on other receivables.

**Concentration of Credit Risk** Financial instruments that potentially subject Dole to a concentration of credit risk principally consist of cash equivalents, investments, derivative contracts and grower advances. Credit risk related to trade receivables is mitigated through the Company's large customer base and periodic credit valuations. Dole's cash and investments are maintained with high quality financial institutions. Dole's derivative contracts, which are discussed in greater detail below, are with major financial institutions. Dole's grower advances are principally with farming enterprises and are generally secured by the underlying crop harvests or other collateral.

**Inventories** Inventories are valued at the lower of cost or net realizable value. Costs related to fresh produce are determined on the first-in, first-out basis. Specific identification and average cost methods are also used primarily for certain packing materials and operating supplies. In the normal course of business, the Company incurs certain crop growing costs such as land preparation, planting, fertilization, grafting, pruning and irrigation. Based on the nature of these costs and type of crop production, these costs may be capitalized into inventory. Generally, all recurring direct and indirect costs of growing crops for fresh produce other than bananas and pineapples are capitalized into inventory. These costs are recognized into cost of sales during each harvest period. Due to the nature of the Company's inventory, reserves for excess production and obsolescence are not significant.

Details of inventory in the consolidated balance sheets as of December 31, 2023 and December 31, 2022 were as follows.

	December 31, 2023	December 31, 2022
	(U.S. Dollars in thousands)	
Finished products	\$ 233,092	\$ 208,67
Raw materials and work in progress	70,035	105,77
Crop growing costs	29,016	26,92
Agricultural and other operating supplies	46,449	52,78
Inventories, net of allowances	<u>\$ 378,592</u>	<u>\$ 394,15</u>

Physical goods that have completed production and are held-for-sale in the ordinary course of business are classified as finished products. Inventories classified as raw materials represent goods that will be consumed in production, such as fresh fruit or vegetables to be modified from their original form and those awaiting packaging, as well as items such as consumer packing, labels and pallets. Goods that are in the course of production are classified as work in progress. Inventories classified as crop growing costs include costs incurred up to the time crops are produced in commercial quantities. In addition, agricultural and other operating supplies that are consumed indirectly in production, such as ripening agents, fertilizer and fuel, are also capitalized into inventory.

**Assets Held-for-Sale and Actively Marketed Property** Dole reports a business or assets as held-for-sale when management has approved or received approval to sell the business or assets and is committed to a formal plan, the business or assets are available for immediate sale, the business or assets are being actively marketed, the sale is anticipated to occur during the ensuing year and the other specified criteria for held-for-sale classification are met. In certain situations when timing of the sale of land is uncertain and held-for-sale criteria are not met, Dole classifies such assets as actively marketed property. A business or assets classified as held-for-sale or land classified as actively marketed property are recorded at the lower of their carrying amount or estimated fair value less cost to sell. If their carrying amount exceeds their estimated fair value, a loss is recognized. Depreciation is not recorded on assets classified as held-for-sale or on land improvements associated with actively marketed property. Assets and liabilities related to a business classified as held-for-sale and actively marketed property are segregated in the consolidated balance sheets, and major classes are separately disclosed in the notes to the consolidated financial statements, commencing in the period in which the business or assets are classified as held-for-sale or actively marketed. See Note 11 "Assets Held-For-Sale and Actively Marketed Property" for additional detail.

**Investments in Unconsolidated Affiliates.** Investments in unconsolidated affiliates and joint ventures with ownership by Dole of 20.0% to 50.0% are recorded using the equity method, provided Dole has the ability to exercise significant influence. In addition, entities in which the Company has variable interests are also recorded using the equity method when it is determined that the Company is not the primary beneficiary in the relationship but has the ability to exercise significant influence. Under the equity method of accounting, a share of earnings and losses based on Dole's ownership percentage in the investment is recorded in earnings each period.

All material equity method investments have the same fiscal year-end as Dole. Where appropriate, the accounting policies of equity method investments have been adjusted to ensure consistency with the policies adopted by Dole.

All other unconsolidated investments where we do not have the ability to exercise significant influence are recorded at cost less impairment, adjusted for any observable price changes, as their fair value is not readily determinable. As of December 31, 2023 and December 31, 2022, substantially all of Dole's investments in unconsolidated affiliates have been accounted for under the equity method.

Dole evaluates its equity method investments and investments held at cost for impairment when facts and circumstances indicate that the carrying value of such investments may not be recoverable. Dole reviews several factors to determine whether the loss is other than temporary, such as the length and extent of the fair value decline, the financial condition and near-term prospects of the investee and whether Dole has the intent to sell or will be required to sell before the investment's anticipated recovery. If a decline in fair value is determined to be other than temporary, an impairment charge is recorded in the consolidated statements of operations.

*Property, Plant and Equipment:* Property, plant and equipment is stated at cost plus any asset retirement costs, less accumulated depreciation. Depreciation is computed using the straight-line method over the estimated useful lives of these assets. Dole reviews long-lived assets to be held and used for impairment whenever events or changes in circumstances indicate that the carrying amount of the asset group may not be recoverable. If an evaluation of recoverability is required, the estimated undiscounted future cash flows directly associated with the asset are compared to the asset's carrying amount. If this comparison indicates that there is an impairment, the amount of the impairment is calculated by comparing the carrying value to discounted expected future cash flows or comparable market values, depending on the nature of the asset group. Routine maintenance and repairs are expensed as incurred.

For the years ended December 31, 2023 and December 31, 2022, Dole recognized write-down and impairment losses of approximately \$2.2 million and \$0.4 million, respectively. Dole did not recognize any write-down and impairment losses for the year ended December 31, 2021.

See Note 12 "Property, Plant and Equipment" for additional detail on the major classes of property, plant and equipment and their respective useful lives.

*Dry-Docking Costs:* Dole incurs costs for planned major maintenance activities related to its vessels during regularly scheduled dry dockings that occur approximately every 2 to 7 years, depending on the age of the vessel. Costs incurred during the dry-docking period, such as overhaul costs, are capitalized and amortized to the next overhaul. Routine repairs and maintenance related to vessels are expensed as incurred and included in cost of sales in the consolidated statements of operations. Amortization costs related to dry-docking are also included in cost of sales in the consolidated statements of operations.

*Leases:* Dole leases fixed assets for use in operations where leasing offers advantages of operating flexibility and is less expensive than alternative types of funding. Dole also leases land in countries where land ownership by foreign entities is restricted or where purchasing is not a viable option.

Dole's leases are evaluated at inception and any subsequent modification and, depending on the lease terms, are classified as either finance or operating leases. For leases with terms greater than one year, the Company recognizes a related asset ("right-of-use asset") and obligation ("lease liability") on the lease commencement date, calculated as the present value of lease payments over the lease term. Right-of-use assets represent the right to use an underlying asset for the lease term, and lease liabilities represent the obligation to make lease payments arising from the lease. Dole's leases may include rental escalation clauses, renewal options and termination options that are factored into the determination of lease payments and lease term when appropriate. Dole's lease agreements do not contain any residual value guarantees. The majority of Dole's leases are classified as operating leases. Dole's principal operating leases are for vessel containers that do not meet the finance lease criteria, ports, land and warehouse facilities. Dole's finance leases primarily consist of vessel containers and machinery and equipment that meet the finance lease criteria. Dole's decision to exercise any renewal options is primarily dependent on the level of business conducted at the location and the profitability of the renewal.

The Company has elected to account for lease and non-lease components as a single lease component in contracts where Dole is the lessee. When available, the rate implicit in the lease is used to discount lease payments to present value; however, most of Dole's leases do not provide a readily determinable implicit rate. Therefore, the Company's incremental borrowing rate is used to discount the lease payments based on information available at lease commencement.

When the Company acts as a lessor for contracts that contains a lease component, the Company allocates the consideration in the contract to each lease component on the basis of their relative standalone prices at inception or modification of the lease. Also, the Company determines whether each lease is classified as a sales-type, direct financing or an operating lease. Dole recognizes income earned from operating leases on a straight-line basis over the lease term as a part of other income, net, in the consolidated statements of operations.

*Goodwill and Intangible Assets:* Goodwill represents the excess cost of a business acquisition over the fair value of the net assets acquired, including the amount assigned to identifiable intangible assets. Dole tests goodwill for impairment at the reporting unit level annually on the first day of the fourth quarter of each fiscal year and when there is an indicator of impairment. Dole defines each of its operating business segments as reporting units. The reporting units with allocated goodwill include Fresh Fruit, Diversified Fresh Produce – EMEA, and Diversified Fresh Produce – Americas & ROW. Other indefinite-lived intangible assets are also reviewed for impairment annually on the first day of the fourth quarter of each fiscal year, or more frequently if impairment indicators arise.

For the annual goodwill impairment test, management may assess qualitative factors to determine whether it is more likely than not that the fair value of each reporting unit with goodwill is less than its carrying amount. These qualitative factors include market and industry considerations, overall financial performance and other relevant events and factors affecting the reporting unit. If the results of the qualitative assessment indicate that it is more likely than not that the fair value of a reporting unit is less than its carrying amount, a quantitative assessment is required for that reporting unit. Alternatively, the Company may bypass the qualitative assessment and perform a quantitative assessment.

In fiscal year 2023, Dole elected to bypass the qualitative test and performed a quantitative goodwill impairment assessment.

The quantitative assessment involves comparing the fair value of each reporting unit with allocated goodwill to its carrying amount. If the carrying amount of a reporting unit exceeds its estimated fair value, an impairment of goodwill is recognized up to the amount of goodwill allocated to the reporting unit. Fair values for reporting units are generally determined using a discounted cash flow model involving market multiples or appraised values, as appropriate. The present value models involve inputs which are sensitive and judgmental in nature, such as estimates of future financial performance, long-term cash flow projections and discount rates.

Dole's other indefinite-lived intangible assets, primarily consisting of the DOLE brand, are considered to have an indefinite life, because they are expected to generate cash flows indefinitely and, as such, are not amortized. The Company may perform a qualitative assessment for each indefinite-lived intangible asset to determine if it is more likely than not that the carrying amount of the asset exceeds its fair value, which would require a quantitative assessment. The quantitative test compares the fair value of the indefinite-lived intangible to its carrying amount. If the carrying amount exceeds fair value, an impairment loss is recognized. Dole may also elect to bypass the qualitative assessment and perform a quantitative assessment.

In fiscal year 2023, Dole elected to bypass the qualitative assessment and perform a quantitative test for the DOLE brand. Dole determined the fair value of the DOLE brand by using a relief-from-royalty method, involving inputs such as projected revenue and long-term growth rates, royalty rates and discount rates.

Dole's definite-lived intangible assets include customer relationships, supplier relationships and local brands, that are initially recorded at fair value and amortized on a straight-line basis over 3 to 15 years.

For the years ended December 31, 2023, December 31, 2022 and December 31, 2021, the Company determined there was no impairment of goodwill or intangible assets.

See Note 13 "Goodwill and Intangible Assets" for additional detail.

*Bank Overdrafts:* The Company and its subsidiaries have a number of bank overdraft facilities which are primarily used to fund seasonal working capital requirements. The total of these facilities as of December 31, 2023 and December 31, 2022 was \$11.5 million and \$8.6 million, respectively. The facilities contain covenants customary for unsecured facilities of this kind, including financial covenants on maximum leverage and minimum interest cover. Bank overdrafts are classified as a current liability in the consolidated balance sheets. See Note 14 "Debt" for additional detail.

*Debt:* Debt is carried at the principal amount borrowed, including unamortized discounts and premiums and debt issuance costs, when applicable. Debt discounts and issuance costs are amortized over the term of the debt agreement using the effective interest method and are presented as a direct reduction of debt in the consolidated balance sheets, except for those issuance costs related to revolving credit facilities or line-of-credit arrangements which are recorded as a prepaid asset in the consolidated balance sheets. See Note 14 "Debt" for additional detail.

*Derivative Financial Instruments:* Dole holds derivative instruments to hedge against risks in foreign currency exchange, fuel costs and interest rates on long-term borrowings. Dole estimates the fair value of its derivatives, including any credit valuation adjustments, using market-based inputs. All realized gains and losses under designated cash flow hedges are included in earnings in the consolidated statements of operations, and unrealized gains and losses are included in other comprehensive income (loss). For all other hedges not designated as hedging instruments, all realized and unrealized gains and losses are recorded in the same line item within the consolidated statements of operations as the activity that is being hedged from a financial risk management perspective. We also classify the cash flows from our cash flow hedges and fair value hedges in the same category as the items being hedged on our consolidated statements of cash flows. See Note 17 "Derivative Financial Instruments" for additional detail on derivative instruments.

*Fair Value Hedges:* The Company enters into fair value hedges to hedge foreign currency exposure of certain non-functional currency denominated assets and liabilities. Dole enters into foreign currency forward contracts primarily to hedge the changes in fair value of certain intercompany loans and trade receivables denominated in a foreign currency.

*Cash Flow Hedges:* The Company enters into cash flow hedges to hedge against variability in certain expected future cash flows related to foreign currency exchange, fuel costs and interest rates on long-term borrowings. Dole enters into foreign currency exchange forward contracts and option contracts to hedge a portion of its forecasted revenue, cost of sales and operating expense. In addition, Dole incurs significant fuel costs transporting products from the sourcing location to the end customer. To mitigate the price uncertainty of future purchases of bunker fuel, Dole enters into bunker fuel swap contracts. Similarly, in order to mitigate interest rate uncertainty on long-term debt, Dole enters into interest rate swap agreements.

*Fair Value of Financial Instruments:* Dole's financial instruments primarily comprise of cash and cash equivalents, short and long-term investments, short-term trade and grower receivables, trade payables and notes receivable, as well as long-term grower receivables, finance lease obligations, asset-based loans, contingent consideration and term loan facilities. The carrying amounts of short-term instruments, excluding Dole's short-term Rabbi Trust investments that are recorded at fair value, approximate fair value because of their short maturity. Dole's contingent consideration and long-term Rabbi Trust investments are recorded at fair value. Carrying amounts of other long-term financial instruments, excluding Dole's term loans, approximate fair value, since the instruments bear interest at variable or fixed rates which approximate market rates. See Note 18 "Fair Value Measurements" for additional detail.

Dole also holds retirement plan assets which are measured at fair value. Dole estimates the fair value of its retirement plan assets based on quoted market prices, dependent on availability. In instances where quoted market prices are not readily available, the fair value of the investment securities is estimated based on pricing models using observable or unobservable inputs. As a practical expedient, the Company uses net asset value ("NAV") to measure certain investments without a readily determinable fair value within the Company's pension asset portfolio. See Note 15 "Employee Benefit Plans" for additional detail.

*Foreign Currency Exchange:* The functional currency of Dole is the U.S. dollar. For subsidiaries with transactions that are denominated in a currency other than the functional currency, the net foreign currency exchange transaction gains or losses resulting from the remeasurement of monetary assets and liabilities to the functional currency are included in the consolidated statements of operations. Transaction gains and losses were not material in the years ended December 31, 2023, December 31, 2022 and December 31, 2021. Net foreign currency exchange gains or losses resulting from the translation of assets and liabilities of foreign subsidiaries whose functional currency is not the U.S. dollar are recorded as a part of the cumulative translation adjustment in stockholders' equity.

*Pension and Postretirement Benefits* Dole sponsors several defined benefit pension plans and other postretirement benefit (“OPRB”) plans covering certain eligible employees. The funded status of these plans is recorded on the consolidated balance sheets, with overfunded plans presented in other assets and underfunded plans presented in pension and postretirement benefit liabilities. Net benefit obligations of underfunded plans that are due over the next year are presented as current liabilities. Actuarial assumptions including discount rates, salary increases, expected return on plan assets, mortality and other factors are used to measure the funded status and annual expense of the plans. Obligations and any assets associated with pension and postretirement benefit plans are measured at fair value as of December 31 each year. See Note 15 “Employee Benefit Plans” for additional detail.

*Stock-Based Compensation* Stock-based compensation for Dole consists of restricted stock units (“RSUs”) and stock options. At their grant date, RSUs with only a service condition are valued using the current share price. RSUs with a market condition are valued using a Monte Carlo simulation approach and stock options are valued using the Black Scholes pricing model. Stock-based compensation expense is recognized over the requisite service period, which is the vesting period of each award.

*Redeemable Noncontrolling Interest (“NCI”)* If a put option is held by a NCI in a subsidiary undertaking, whereby the holder of the put option can require Dole to acquire the NCI’s ownership in the subsidiary at a future date, the Company examines the nature of such a put option to determine whether the put option is a separate financial instrument to, or embedded within, the NCI.

As the Company’s NCI containing put options have exercise prices based on future earnings of the related consolidated subsidiaries and meet the criteria for mezzanine classification, they are classified as redeemable NCI as mezzanine equity in the consolidated balance sheets. The options do not contain a limit to the amount that the Company could be required to pay upon exercise by the holder, and the embedded put and call features do not meet the criteria for bifurcation.

Both permanent and mezzanine-classified NCI are measured at fair value on the acquisition date. Each reporting period, net income and comprehensive income of a consolidated subsidiary is allocated to the controlling interest and NCI. When redemption of a mezzanine-classified NCI becomes probable, the NCI is accreted to its redemption value with the offset recorded to additional paid-in-capital in the consolidated statements of stockholders’ equity. These changes are accreted over the period prior to the earliest redemption date or recognized immediately as redemption occurs.

As of December 31, 2023, the \$34.2 million of redeemable NCI in the consolidated balance sheets represents the carrying value of the redeemable NCI. The total gross redemption value of the instruments was \$40.3 million, had the options been exercised as of December 31, 2023, payable over a maximum of three years.

*Guarantees* Dole makes guarantees as part of its normal business activities. Dole’s guarantees include guarantees of the indebtedness of some of its key fruit suppliers and other entities integral to Dole’s operations. Dole also issues bank guarantees as required by certain regulatory authorities, suppliers and other operating agreements, as well as to support the borrowings, leases and other obligations of its subsidiaries. The majority of Dole’s guarantees relate to guarantees of subsidiary obligations and are scoped out of the initial measurement and recognition accounting requirements related to guarantees. See Note 19 “Contingencies” for further detail on the Company’s guarantees.

*Business Combinations* Business combinations are accounted for using the acquisition method of accounting. Application of this method of accounting requires that (i) identifiable assets acquired (including identifiable intangible assets) and liabilities assumed generally be measured at fair value as of the acquisition date, and (ii) the excess of the purchase price over the net fair value of identifiable assets acquired and liabilities assumed be recognized as goodwill.

Determining the fair value of assets acquired and liabilities assumed and the allocation of the purchase price requires management to use significant judgment and estimates, especially with respect to intangible assets. Estimates in valuing certain identifiable assets include, but are not limited to, the selection of valuation methodologies, estimates of future revenue and cash flows, expected long-term market growth, future expected operating expenses, costs of capital and appropriate discount rates. Management’s estimates of fair value are based upon assumptions believed to be reasonable but which are inherently uncertain and unpredictable, and as a result, actual values may differ from these estimates. During the measurement period, certain adjustments may be recorded to the carrying fair value of the assets acquired and liabilities assumed with the corresponding offset to goodwill. After the measurement period, which could last up to one year after the transaction date, all adjustments are recorded in the consolidated statements of operations.

The NCI in acquired businesses are measured at fair value at the date of acquisition and are separately presented within stockholders' equity, distinct from equity attributable to Dole. Each reporting period, net income (loss) and comprehensive income (loss) of consolidated subsidiaries in which NCI are held are attributed to that NCI based on their equity interest in each consolidated subsidiary.

Contingent consideration is recognized and measured at fair value at the acquisition date. Any obligation of the Company to pay contingent consideration in connection with a business combination is classified as a liability as required by ASC 480, *Distinguishing Liabilities from Equity*; otherwise, it is classified as equity. Post-combination accounting for contingent consideration is impacted by its initial classification. When it is classified as a liability, it is remeasured at each reporting date at fair value, and any changes in fair value are reported within earnings. When it is classified as equity, the contingent consideration is not subsequently remeasured, and its settlement is accounted for within equity. Total contingent consideration as of December 31, 2023 and December 31, 2022 amounted to \$9.1 million and \$6.8 million, respectively. Dole's contingent consideration represents the provision for the net present value of the amounts expected to be payable for acquisitions which are subject to earn-out arrangements and is expected to be paid between 2024 and 2027.

See Note 4 "Acquisitions and Divestitures" for further detail on the Acquisition that occurred in the year ended December 31, 2021.

*Contingencies:* Estimated losses from contingencies are recognized at fair value if it is probable that an asset has been impaired or a liability has been incurred as of the date of the financial statements and the amount of that loss can be reasonably estimated. Gain contingencies are not recognized until realized. Judgment is used to assess whether a loss contingency is probable and estimable, and actual results may differ from that estimate. See Note 19 "Contingencies" for further detail on the Company's contingencies.

### NOTE 3 — NEW ACCOUNTING PRONOUNCEMENTS

#### New Accounting Pronouncements Adopted

##### *ASU 2020-04, ASU 2021-01, and ASU 2022-06 -- Reference Rate Reform (Topic 848)*

The Financial Accounting Standards Board ("FASB") issued Accounting Standards Update ("ASU") 2020-04, *Reference Rate Reform (Topic 848) -- Facilitation of the Effects of Reference Rate Reform on Financial Reporting*, in March 2020 and subsequently issued ASU 2021-01 in January 2021 and ASU 2022-06 in December 2022. The amendments in these updates provide optional expedients and exceptions related to the accounting for contracts and hedging relationships that reference the London Interbank Offered Rate ("LIBOR") or another reference rate expected to be discontinued due to reference rate reform if certain criteria are met.

As of June 2023, Dole modified all of its borrowings and interest rate swaps that referenced LIBOR to now reference the Secured Overnight Financing Rate ("SOFR"). The Company has adopted certain elections under this guidance to account for the debt modifications as continuations of the existing agreements and maintain the hedge effectiveness of its interest rate swaps. The adoption of these elections did not impact Dole's financial condition, results of operations, cash flows and related disclosures.

#### New Accounting Pronouncements Not Yet Adopted

##### *ASU 2023-07 -- Segment Reporting (Topic 280): Improvements to Reportable Segment Disclosures*

In November 2023, the FASB issued ASU 2023-07, *Segment Reporting (Topic 280): Improvements to Reportable Segment Disclosures*, which enhances interim and annual segment disclosure requirements, including disclosure of certain significant segment expenses. The amendments in this update are effective for fiscal years beginning after December 15, 2023, and interim periods within fiscal years beginning after December 15, 2024, with early adoption permitted. We are evaluating the potential impact of the new requirements on our segment disclosures.

##### *ASU 2023-09 -- Income Taxes (Topic 740): Improvements to Income Tax Disclosures*

In December 2023, the FASB issued ASU 2023-09, *Income Taxes (Topic 740): Improvements to Income Tax Disclosures*, which enhances certain income tax disclosure requirements, including additional disclosure related to the income tax rate reconciliation and income taxes paid. The amendments in this update are effective for annual periods beginning after December 15, 2024, with early adoption permitted. We are evaluating the potential impact of the new requirements on our income tax disclosures.

**NOTE 4 — ACQUISITIONS AND DIVESTITURES**

*Vegetables Exit Process*

On January 30, 2023, Dole entered into the Fresh Express Agreement, pursuant to which Fresh Express has agreed to acquire the Fresh Vegetables division for approximately \$293.0 million in cash, subject to certain adjustments set forth in the Fresh Express Agreement. As of December 31, 2023, the Company concluded that it would dispose of the Fresh Vegetables division, either through closing of the Fresh Express Agreement or through completion of an alternative transaction, by the end of fiscal year 2024. See Note 25 “Subsequent Events” for further detail.

The Fresh Vegetables division comprises substantially all of the assets and all of the liabilities of the former Fresh Vegetables reportable segment. Certain assets of the Fresh Vegetables reportable segment that are excluded from the transaction are not material, individually or in the aggregate.

The Company determined that exiting the Fresh Vegetables business represents a strategic shift that will have a material effect on the Company’s operations and results. Despite the outcome of the Fresh Express Agreement, the Company is committed to exiting the business through the Vegetables exit process. As such, the results of the Fresh Vegetables division have been classified as discontinued operations in the consolidated statements of operations for the periods presented, and its related assets and liabilities have been classified as held for sale in the consolidated balance sheets as of March 31, 2023 and onwards. As a result, depreciation and amortization on long-lived assets have ceased as of March 31, 2023.

Upon exiting the business, Dole does not anticipate having significant continuing involvement with the Fresh Vegetables division and any such involvement will be limited to certain transition service arrangements that are not expected to be material to Dole’s continuing operations.

The following tables present the results of the Fresh Vegetables division as reported in loss from discontinued operations, net of income taxes, in the consolidated statements of operations and the carrying value of assets and liabilities as presented within assets and liabilities held for sale in the consolidated balance sheets.

	Year Ended		
	December 31, 2023	December 31, 2022	December 31, 2021
	(U.S. Dollars in thousands)		
Revenues, net	\$ 1,143,239	\$ 1,205,902	\$ 510,663
Cost of sales	(1,102,761)	(1,211,071)	(505,528)
Gross profit (loss)	40,478	(5,169)	5,135
Selling, marketing, general and administrative expenses	(45,872)	(55,520)	(26,579)
Transaction costs	(11,491)	—	—
Gain (loss) on asset sales	50	(150)	20
Operating (loss) from discontinued operations	(16,835)	(60,839)	(21,424)
Other income, net	821	722	223
Net interest expense <sup>1</sup>	(6,284)	(4,879)	(1,905)
Loss from discontinued operations before income taxes	(22,298)	(64,996)	(23,106)
Income tax benefit	452	8,456	2,353
Less: Loss from discontinued operations attributable to noncontrolling interests	28	93	185
Loss from discontinued operations, net of income taxes	\$ (21,818)	\$ (56,447)	\$ (20,568)

<sup>1</sup> Net interest expense presented within discontinued operations is net of interest income and includes the allocated interest expense related to the portion of Term Loan A and Term Loan B required to be repaid if the closing of the Fresh Express Transaction had occurred. See Note 14 “Debt” for further detail.

	December 31, 2023	December 31, 2022
(U.S. Dollars in thousands)		
<b>ASSETS</b>		
Cash and cash equivalents	\$ 1,425	\$ —
Current receivables, net <sup>1</sup>	15,633	13,474
Inventories, net	35,266	42,728
Prepaid expenses and other current assets	5,724	6,050
Property, plant and equipment, net	230,292	227,183
Operating lease right-of-use assets	107,390	99,139
Other noncurrent assets	18,727	17,506
Total Fresh Vegetables assets held for sale	<u>414,457</u>	<u>406,080</u>
Fresh Vegetables current assets held for sale	414,457	62,252
Fresh Vegetables non-current assets held for sale	—	343,828
Total Fresh Vegetables assets held for sale	<u>\$ 414,457</u>	<u>\$ 406,080</u>
<b>LIABILITIES</b>		
Accounts payable	\$ 69,998	\$ 88,995
Accrued and other current liabilities	82,019	85,664
Operating lease liabilities	87,477	98,145
Deferred income tax liabilities	34,005	24,973
Other long-term liabilities	17,843	17,858
Total Fresh Vegetables liabilities held for sale	<u>291,342</u>	<u>315,635</u>
Fresh Vegetables current liabilities held for sale	291,342	199,255
Fresh Vegetables non-current liabilities held for sale	—	116,380
Total Fresh Vegetables liabilities held for sale	<u>\$ 291,342</u>	<u>\$ 315,635</u>

<sup>1</sup>Fresh Vegetables currently sells its trade receivables under the facility with recourse provisions described in Note 8 "Receivables and Allowances for Credit Losses." Upon exiting the Fresh Vegetables business, Fresh Vegetables' position under the facility will be settled.

#### Total Produce and Legacy Dole Transaction

On July 29, 2021, the Merger was completed between Total Produce and Legacy Dole and on July 30, 2021, the newly created entity, Dole plc, consummated its IPO on the NYSE under the ticker symbol "DOLE".

On February 1, 2018, Total Produce entered into a Securities Purchase Agreement with the C&C Parties to purchase 45.0% of Legacy Dole for \$300.0 million ("Original Transaction") with options to acquire the remaining 55.0% in future years. The Original Transaction closed on July 31, 2018, and Total Produce accounted for its investment in Legacy Dole under the equity method of accounting until the Merger and IPO Transaction. On July 29, 2021, the Merger between Total Produce and Legacy Dole occurred in the following manner: (i) shares in Total Produce were exchanged for shares in Dole plc through a scheme of arrangement at a fixed exchange ratio, and (ii) Legacy Dole merged with a subsidiary of Dole plc via a reverse triangular merger. Through the Merger, Total Produce shareholders and C&C Parties received 82.5% and 17.5%, respectively, of the shares in Dole plc outstanding immediately prior to the IPO Transaction.

As a result of the Merger, Total Produce acquired the remaining 55.0% of Legacy Dole in exchange for stock consideration along with the forgiveness of certain indemnities and loans owed by C&C Parties. Total consideration was calculated as \$576.2 million and is inclusive of an implied equity value for Legacy Dole based on the IPO price of \$16.00, after considering the forgiveness of certain indemnities and loans owed by C&C Parties.

Through the IPO Transaction, the Company incurred underwriting fees and other issuance costs of \$29.6 million, which were recorded in equity as a reduction of gross proceeds. For the year ended December 31, 2021, the Company also incurred other Merger and IPO costs of \$30.1 million, which are recorded in merger, transaction and other related costs in the consolidated statements of operations.

At the time of the Merger, Total Produce's investment in Legacy Dole was approximately \$259.0 million. Based on the implied equity value of the stock consideration for the existing 45.0% equity interest, the Company recognized an impairment loss of \$122.9 million. The Company also recognized a gain on the settlement of preexisting contractual arrangements of \$93.0 million. The net loss on Legacy Dole arising from the step-up acquisition was \$4.0 million, after considering the impairment, offset by the gain on the preexisting contractual arrangements and other items. The net loss was included in equity method earnings in the consolidated statements of operations. See Note 22 "Investments in Unconsolidated Affiliates" for additional detail on the calculation of the net loss on Legacy Dole arising from the step-up acquisition.

**Purchase Price Allocation**

The purchase price of Legacy Dole exceeded the fair value of the identifiable net assets and, accordingly, \$273.3 million was allocated to goodwill, none of which is tax deductible. The goodwill arising from the Acquisition consists largely of the synergies and economies of scale expected from combining the operations of Total Produce and Legacy Dole. The goodwill has been assigned to the Fresh Fruit operating segment. The Company also acquired \$310.7 million of intangible assets which primarily relate to the indefinite-lived DOLE brand of \$306.3 million. See Note 13 "Goodwill and Intangible Assets" for further detail.

The components of the purchase price were as follows:

	Amount (U.S. Dollars in thousands)
Equity instruments	\$ 576,186
Cash acquired	(108,973)
Net intercompany payable to Legacy Dole at acquisition	(6,900)
Net consideration	<u>\$ 460,313</u>

The purchase price was allocated to the assets and liabilities acquired in the Acquisition as follows.

	Amount
Current assets, less inventory and cash acquired	\$ 617,552
Inventory	256,979
Property, plant and equipment	1,262,914
Intangible assets	310,659
Other assets	423,855
Goodwill	273,274
Current liabilities, less current portion of debt	(664,464)
Debt	(1,392,343)
Other liabilities	(618,495)
	<u>469,931</u>
Noncontrolling interests assumed	(9,618)
	<u>\$ 460,313</u>

Note that these assets and liabilities are inclusive of Fresh Vegetables which is classified as held for sale in the consolidated balance sheets as of December 31, 2022. Other assets include long-term investments, investments in unconsolidated affiliates, actively marketed property, operating lease right-of-use assets, deferred tax assets and other long-term assets. Other liabilities includes long-term operating lease liabilities, deferred tax liabilities, long-term pension and postretirement benefits, and other long-term liabilities.

Included within property, plant and equipment is \$68.1 million of previously uncapitalized pineapple costs that were recognized to reflect the value associated with the pineapple bearer plant. The fair value uplift related to these bearer plants was reversed and recognized to cost of sales on a straight-line basis over the life of these plants, which was complete as of December 31, 2022. The total incremental charge to cost of sales related to this uplift was \$39.7 million and \$28.4 million for the years ended December 31, 2022 and December 31, 2021, respectively.

Following the acquisition date, the operating results of Legacy Dole have been included in the consolidated financial statements. For the period from the acquisition date through December 31, 2021, revenue attributable to Legacy Dole was \$1.9 billion and net loss attributable to Legacy Dole was \$80.6 million, inclusive of \$35.2 million related to the amortization of the inventory step-up to recognize the biological transformation of pineapple and banana crops and \$39.7 million related to the amortization of the fixed asset step-up of pineapple bearer plants.

The following table represents the pro forma revenue and earnings, including material and nonrecurring pro forma adjustments, of the combined company, assuming the Acquisition Date was January 1, 2020. The pro forma revenue presented below includes the revenue from the discontinued operations of Fresh Vegetables.

	<u>Year Ended December 31, 2021</u>
	<u>(U.S. Dollars in thousands)</u>
Revenue	\$ 9,285,672
Net income attributable to Dole plc	151,651
Material and nonrecurring pro forma adjustments:	
Elimination of intercompany revenue	\$ (72,389)
Removal of equity method earnings of Legacy Dole investment, net of tax	(24,396)

*Other Acquisitions and Divestitures*

The Company normally engages in acquisitions to grow its business and product offerings. The majority of acquisitions represent an increase of an existing ownership percentage to obtain control of entities previously accounted for under the equity method. See Note 22 "Investments in Unconsolidated Affiliates" for additional detail on acquisitions and divestitures related to investments in unconsolidated affiliates.

In the year ended December 31, 2023, the Company acquired ownership interests in a number of subsidiaries, none of which were material, individually or in the aggregate. Total purchase consideration for these acquisitions was \$9.9 million, and total goodwill acquired was \$9.9 million. See Note 13 "Goodwill and Intangible Assets." Additionally, in the year ended December 31, 2023, the Company disposed of ownership interests in a subsidiary to a noncontrolling interest. Aggregate consideration received was not material, and there was no gain or loss on the disposal.

For the year ended December 31, 2022, the Company acquired additional ownership interests in a subsidiary. Aggregate purchase consideration and net assets acquired were not material, and total goodwill acquired was \$1.2 million. See Note 13 "Goodwill and Intangible Assets." Additionally, in the year ended December 31, 2022, the Company disposed of a subsidiary. Aggregate consideration received and net assets disposed were not material, and there was a gain on the disposal of \$0.2 million.

For the year ended December 31, 2021 there were no other material acquisitions, aside from those described in Note 22 "Investments in Unconsolidated Affiliates." Additionally, the Company divested of two subsidiaries. Aggregate consideration received, net assets disposed and the net gain recognized for these divestitures were not material.

2024071208703

**NOTE 5 — REVENUE**

The following table presents the Company's disaggregated revenue by similar types of products and services for the years ended December 31, 2023, December 31, 2022 and December 31, 2021:

	Year Ended		
	December 31, 2023	December 31, 2022	December 31, 2021
	(U.S. Dollars in thousands)		
Diversified produce	\$ 5,156,386	\$ 5,062,985	\$ 4,740,812
Tropical fruit	2,697,228	2,580,192	982,652
Health foods and consumer goods	137,000	122,733	136,149
Commercial cargo	184,944	194,308	78,489
Other	69,710	64,185	5,637
Total revenue, net	\$ 8,245,268	\$ 8,024,403	\$ 5,943,739

The following table presents the Company's disaggregated revenue by channel for the years ended December 31, 2023, December 31, 2022 and December 31, 2021:

	Year Ended		
	December 31, 2023	December 31, 2022	December 31, 2021
	(U.S. Dollars in thousands)		
Third party revenue:			
Retail	\$ 4,819,832	\$ 4,638,740	\$ 3,582,243
Wholesale	2,564,747	2,607,624	1,811,072
Food service	497,687	452,040	356,821
Commercial cargo	184,944	194,308	78,489
Other	50,416	10,599	5,149
Revenue from sales to unconsolidated affiliates	127,642	121,092	109,965
Total revenue, net	\$ 8,245,268	\$ 8,024,403	\$ 5,943,739

**NOTE 6 — SEGMENTS**

Accounting for the anticipated exit from the Fresh Vegetables division, Dole has the following three reportable segments, which align with the manner in which the business is managed: Fresh Fruit, Diversified Fresh Produce – EMEA and Diversified Fresh Produce – Americas & ROW. The Company's reportable segments are based on (i) financial information reviewed by the Chief Operating Decision Maker ("CODM"), defined as the Chief Executive Officer ("CEO") and Chief Operating Officer ("COO"), (ii) internal management and related reporting structures and (iii) the basis upon which the CODM assesses performance and allocates resources

*Fresh Fruit:* The Fresh Fruit reportable segment primarily sells bananas and pineapples which are sourced from local growers or Dole-owned and leased farms, predominately located in Latin America, and sold throughout North America, Europe, Latin America and Asia. This segment also operates a commercial cargo business, which offers available capacity to transport third party cargo on company-owned vessels that are primarily used internally for transporting bananas and pineapples between Latin America, North America and Europe.

*Diversified Fresh Produce - EMEA:* The Diversified Fresh Produce – EMEA reportable segment includes Dole's Irish, Dutch, Spanish, Portuguese, French, Italian, U.K., Swedish, Danish, South African, Czech, Slovakian, Polish and Brazilian businesses, the majority of which sell a variety of imported and local fresh fruits and vegetables through retail, wholesale and, in some instances, food service channels across the European marketplace.

*Diversified Fresh Produce – Americas & ROW:* The Diversified Fresh Produce – Americas & ROW reportable segment includes Dole's U.S., Canadian, Chilean, Peruvian, Mexican, Argentinian and Indian businesses, all of which market globally and locally-sourced fresh produce from third-party growers or Dole-owned farms through retail, wholesale and food service channels globally.

Prior to the acquisition of Legacy Dole, Total Produce considered its 45.0% share in Legacy Dole to be a reportable segment. As such, operating results prior to the Acquisition Date related to Total Produce's share in Legacy Dole are separately reported.

Segment performance is evaluated based on a variety of factors, of which revenue and adjusted earnings before interest expense, income taxes and depreciation and amortization ("Adjusted EBITDA") are the financial measures regularly reviewed by the CODM. Management does not use assets by segment to evaluate performance or allocate resources. Therefore, assets by segment are not disclosed.

All transactions between reportable segments are eliminated in consolidation. Segment results for the years ended December 31, 2023, December 31, 2022 and December 31, 2021 have been updated to remove the discontinued operations of the Fresh Vegetables division, and corporate costs previously allocated to the Fresh Vegetables reportable segment have been reallocated to the remaining reportable segments.

Adjusted EBITDA is reconciled below to net income by (1) subtracting the loss from discontinued operations, net of income taxes; (2) subtracting the income tax expense or adding the income tax benefit; (3) subtracting interest expense; (4) subtracting depreciation charges; (5) subtracting amortization charges on intangible assets; (6) subtracting mark to market losses or adding mark to market gains related to unrealized impacts from derivative instruments and foreign currency denominated borrowings, realized impacts on noncash settled foreign currency denominated borrowings, net foreign currency impacts on liquidated entities and fair value movements on contingent consideration; (7) other items which are separately stated based on materiality, which, during the years ended December 31, 2023, December 31, 2022 and December 31, 2021, included adding or subtracting asset write-downs from extraordinary events, net of insurance proceeds, adding the gain or subtracting the loss on the disposal of business interests, subtracting the incremental costs from the fair value uplift for biological assets related to the acquisition of Legacy Dole, adding the gain or subtracting the loss on the sale of investments accounted for under the equity method, adding the gain or subtracting the loss on asset sales for assets held for sale and actively marketed property, subtracting restructuring charges and costs for legal matters not in the ordinary course of business, subtracting charges for impairment of property, plant and equipment and subtracting costs incurred for the cyber-related incident; and (8) the Company's share of these items from equity method investments.

2024-2023

The following table provides revenue and Adjusted EBITDA by reportable segment:

	Year Ended		
	December 31, 2023	December 31, 2022	December 31, 2021
	(U.S. Dollars in thousands)		
<b>Revenue:</b>			
Fresh Fruit	\$ 3,135,866	\$ 3,047,149	\$ 1,133,000
Diversified Fresh Produce – EMEA	3,432,945	3,152,561	3,383,000
Diversified Fresh Produce – Americas & ROW	1,800,168	1,965,667	1,465,000
Total segment revenue	8,368,979	8,165,377	5,981,000
Intersegment revenue	(123,711)	(140,974)	(37,300)
Total consolidated revenue, net	\$ 8,245,268	\$ 8,024,403	\$ 5,943,700
<b>Segment Adjusted EBITDA:</b>			
Fresh Fruit	\$ 208,930	\$ 205,547	\$ 24,800
Diversified Fresh Produce – EMEA	133,570	111,053	126,800
Diversified Fresh Produce – Americas & ROW	42,618	43,796	41,500
Legacy Dole	—	—	93,300
<b>Adjustments:</b>			
Income tax (expense) benefit	(43,591)	25,603	10,900
Interest expense	(81,113)	(56,371)	(24,900)
Depreciation	(93,970)	(98,703)	(54,000)
Amortization of intangible assets	(10,198)	(10,893)	(11,400)
Merger, transaction and other related costs	—	—	(30,000)
Mark to market (losses) gains	(2,524)	(3,049)	3,100
Gain on asset sales	52,495	10,316	—
Incremental charges on biological assets and inventory related to acquisition of Legacy Dole	—	(41,145)	(66,400)
Cyber-related incident	(5,321)	—	—
Other items	(2,918)	231	900
Items in equity method earnings:			
Dole's share of depreciation	(7,224)	(8,073)	(30,300)
Dole's share of amortization	(2,513)	(2,542)	(3,200)
Dole's share of income tax expense	(5,826)	(5,623)	(27,200)
Dole's share of interest expense	(5,348)	(1,731)	(18,200)
Dole's share of other items	460	(186)	2,000
Income from continuing operations	177,527	168,230	37,500
Loss from discontinued operations, net of income taxes	(21,818)	(56,447)	(20,500)
Net income	\$ 155,709	\$ 111,783	\$ 16,900

*Country of Domicile and Geographic Disclosures*

The Company is headquartered and domiciled in Ireland. Revenue by geographic location based on the end customer for the years ended December 31, 2023, December 31, 2022 and December 31, 2021 was as follows:

	Year Ended		
	December 31, 2023	December 31, 2022	December 31, 2021
	(U.S. Dollars in thousands)		
United States	\$ 3,189,105	\$ 3,272,943	\$ 1,831,55
U.K.	858,652	782,497	796,47
Spain	659,072	615,417	637,12
Sweden	598,801	574,682	613,97
Ireland	445,395	394,981	416,41
Other	2,494,243	2,383,883	1,648,22
Total revenue, net	\$ 8,245,268	\$ 8,024,403	\$ 5,943,72

Long-lived assets are comprised of property, plant and equipment, net. Long-lived assets by geographic location as of December 31, 2023 and December 31, 2022 were as follows:

	December 31, 2023	December 31, 2022
		(U.S. Dollars in thousands)
Costa Rica	\$ 252,287	\$ 261,793
Vessels and containers on-the-water or in-transit	191,561	207,621
United States	145,329	155,700
Honduras	106,061	108,993
Chile	102,145	94,150
Ecuador	86,680	85,200
U.K.	42,637	35,256
Czech Republic	34,051	30,913
Sweden	31,218	28,189
Spain	25,344	24,089
Denmark	24,676	24,266
Ireland	23,894	23,174
Other	36,351	36,780
Total long-lived assets	\$ 1,102,234	\$ 1,116,124

**NOTE 7 — OTHER INCOME, NET**

Included in other income, net, in Dole's consolidated statements of operations were the following items:

	Year Ended		
	December 31, 2023	December 31, 2022	December 31, 2021
	(U.S. Dollars in thousands)		
Rental income	\$ 8,633	\$ 11,005	\$ 4,979
Unrealized gain (loss) on foreign currency denominated borrowings	(5,467)	4,276	5,453
Realized gain on fair value hedges	639	—	—
Unrealized gain (loss) on fair value hedges	(843)	469	—
Non-cash realized gain on foreign currency denominated borrowings	—	1,029	—
Gain (loss) on investments	1,872	(3,835)	(286)
Non-service components of net periodic pension benefit (cost)	(1,721)	1,573	176
Gain (loss) on contingent consideration	91	14	(1,036)
Other	1,595	(3,931)	(851)
Other income, net	\$ 4,799	\$ 10,600	\$ 8,435

**NOTE 8 — RECEIVABLES AND ALLOWANCES FOR CREDIT LOSSES**

*Trade Receivables*

Trade receivables as of December 31, 2023 and December 31, 2022 were \$538.2 million and \$610.4 million, net of allowances for credit losses of \$18.4 million and \$18.0 million, respectively. Trade receivables are also recorded net of allowances for sales deductions under the scope of ASC 606, *Revenue from Contracts with Customers*.

As a result of Dole's robust credit monitoring practices, the industry in which it operates and the nature of its customer base, the credit losses associated with trade receivables have historically not been significant in comparison to net revenue and gross trade receivables. The allowance for credit losses on trade receivables is measured on a collective pool basis, when the Company believes similar risk characteristics exist among customers. Trade receivables that do not share similar risk characteristics are evaluated on a case-by-case basis. Dole estimates expected credit losses based on ongoing monitoring of customer credit, macroeconomic indicators and historical credit losses based on customer and geographic region.

A rollforward of the allowance for credit losses for trade receivables for the years ended December 31, 2023 and December 31, 2022 was as follows:

	<u>Amount</u>
	<u>(U.S. Dollars in thousands)</u>
Balance as of December 31, 2021	\$ (21,416)
Additional provisions in the period	(9,624)
Recoveries of amounts previously reserved	7,477
Write-offs	2,120
Net impact from acquisitions and divestitures	36
Balance sheet reclassifications	2,256
Foreign exchange impact	1,150
Balance as of December 31, 2022	<u>(18,001)</u>
Net impact from acquisitions and divestitures	(179)
Additional provisions in the period	(10,500)
Recoveries of amounts previously reserved	8,497
Write-offs	3,725
Balance sheet reclassifications	(1,405)
Foreign exchange impact	(497)
Balance as of December 31, 2023	<u>\$ (18,360)</u>

Dole utilizes third-party trade receivables sales arrangements to help manage its liquidity. Certain arrangements contain recourse provisions in which Dole's maximum financial loss is limited to a percentage of receivables sold under the arrangements. Dole derecognizes all sold receivables from the consolidated balance sheets, as it accounts for the transfers as sales under ASC 860, *Transfers and Servicing*.

Certain arrangements contain recourse provisions relating to the credit losses of sold receivables in which Dole's maximum financial loss is limited to a percentage of receivables sold under the arrangements. On May 23, 2022, Dole entered into a new three-year committed trade receivables arrangement with recourse provisions. The maximum amount of receivables that can be sold under the new arrangement at any time is \$255.0 million. Upon the execution of the new arrangement and initial derecognition of sold receivables, the Company received total gross cash proceeds \$206.9 million, of which \$39.3 million was used to repay certain facilities that were terminated as a result of the new agreement.

Total facility amounts under these recourse trade receivable arrangements were \$255.0 million as of December 31, 2023. Total facility amounts under other non-recourse trade receivables arrangements were \$30.0 million as of December 31, 2023 and December 31, 2022. The non-recourse facilities extend indefinitely but may be cancelled at any time by Dole or the banks.

For those arrangements with recourse provisions, a recourse liability is recorded at fair value and remeasured quarterly to take into account activity during the period, as well as changes in the estimate for anticipated credit losses. Changes in the recourse liability's value attributable to revised estimates of anticipated credit losses have been and are expected to be immaterial, as the underlying receivables are short-term and do not have a high credit risk profile. The valuation of the recourse liability falls within Level 3 of the fair value hierarchy.

As of December 31, 2023, the Company had derecognized trade receivables under non-recourse facilities and facilities with recourse provisions of \$13.2 million and \$246.8 million, respectively. As of December 31, 2022, the Company had derecognized trade receivables under non-recourse facilities and facilities with recourse provisions of \$11.9 million and \$237.2 million, respectively. The carrying amount of the related recourse liability for the facilities with recourse provisions was \$4.8 million and \$4.5 million as of December 31, 2023 and December 31, 2022, respectively, which includes the amount related to the Fresh Vegetables division. This balance is recorded within accrued liabilities in the consolidated balance sheets.

During the years ended December 31, 2023, December 31, 2022 and December 31, 2021, the Company sold a total of \$3.9 billion, \$2.8 billion and \$1.3 billion, respectively, of trade accounts receivables under these programs in exchange for cash for the face value of the sold receivables. The fees associated with the sales of such receivables are recorded in interest expense in the consolidated statements of operations and were \$14.6 million and \$5.3 million for the years ended December 31, 2023 and December 31, 2022 and not material for the year ended December 31, 2021. The Company continues to service sold receivables, and the fair value of any resulting servicing liability is immaterial.

Fresh Vegetables currently sells its trade receivables under the facility with recourse provisions. The amounts disclosed include trade receivables sold in the Fresh Vegetables division. Upon exiting the Fresh Vegetables business, Fresh Vegetables' position under the facility will be settled.

**Grower Advances**

Dole makes cash advances and materials advances to third-party growers for various production needs, including labor, fertilization, irrigation, pruning and harvesting costs, and additionally incurs other supply chain costs on behalf of third-party growers that are recorded as grower advance receivables. Some of these advances are secured by collateral owned by the growers.

Grower advances are categorized as either working capital advances or term advances. Working capital advances are made to the growers during a normal seasonal growing cycle to support operational working capital needs. These advances are short-term in nature and are intended to be repaid with excess cash proceeds from the current crop harvest. Short-term grower loans and advances, whether secured or unsecured, are classified as grower advance receivables, net, in the consolidated balance sheets.

Term advances are made to support longer-term grower investments. These advances are long-term in nature, are typically secured by long-term grower assets and usually involve a long-term supply agreement for the marketing of fruit. These advances typically have structured repayment terms which are payable over the term of the advance or supply agreement with excess cash proceeds from the crop harvest, after payment of any outstanding working capital advances. The term of supply agreements and term advances is generally one to ten years. The current portion of term advances is classified as grower advance receivables, net, and the non-current portion of term advances is classified as other assets in the consolidated balance sheets.

Both working capital advances and term advances may bear interest. Accrued interest on these arrangements has not historically been significant to the financial statements.

The following table summarizes growers advances as of December 31, 2023 and December 31, 2022 based on whether the advances are secured or unsecured:

	December 31, 2023		December 31, 2022	
	Short-Term	Long-Term	Short-Term	Long-Term
	(U.S. Dollars in thousands)			
Secured gross advances to growers and suppliers	\$ 67,104	\$ 13,197	\$ 66,485	\$ 8,31
Allowance for secured advances to growers and suppliers	(11,416)	(1,317)	(12,534)	-
Unsecured gross advances to growers and suppliers	62,693	6,391	56,196	5,31
Allowance for unsecured advances to growers and suppliers	(8,423)	(4,375)	(3,283)	(3,14)
Net advances to growers and suppliers	\$ 109,958	\$ 13,896	\$ 106,864	\$ 10,48

Of the \$123.9 million and \$117.4 million of net advances to growers and suppliers as of December 31, 2023 and December 31, 2022, respectively, \$21.0 million and \$12.9 million was considered past due.

Dole monitors the collectability of grower advances through periodic review of financial information received from growers. The allowance for credit losses for grower advances is monitored by management on a case-by-case basis, considering historical credit loss information for the grower, the timing of the growing season and expected yields, the fair value of the collateral, macroeconomic indicators, weather conditions and other miscellaneous contributing factors. Dole generally considers an advance to a grower to be past due when the advance is not fully recovered by the excess cash proceeds on the current year crop harvest or when the advance is not repaid by the excess cash proceeds by the end of the supply term agreement.

A rollforward of the allowance for expected credit losses related to grower advances for the years ended December 31, 2023 and December 31, 2022 was as follows:

	Amount (U.S. Dollars in thousands)
Balance as of December 31, 2021	\$ (12,08)
Additional provisions in the period	(6,95)
Recoveries of amounts previously reserved	2,14
Write-offs	1,24
Balance sheet reclassifications	(3,50)
Foreign exchange impact	18
Balance as of December 31, 2022	(18,96)
Additional provisions in the period	(12,22)
Recoveries of amounts previously reserved	1,40
Write-offs	5,39
Balance sheet reclassifications	(1,16)
Foreign exchange impact	1
Balance as of December 31, 2023	\$ (25,53)

#### Other Receivables

Other receivables, net, are recognized at net realizable value, which reflects the net amount expected to be collected. Current and non-current balances of other receivables are included in other receivables, net, and other assets, respectively, in the consolidated balance sheets. Other receivables primarily comprise value-added taxes ("VAT") receivables, other receivables from government and tax authorities and non-trade receivables from customers, suppliers and other third parties. Based on the nature of these agreements, the timing of collection is dependent on many factors, including government legislation and the timing of settlement of the contract or arrangement.

Other receivables as of December 31, 2023 and December 31, 2022 were \$138.4 million and \$152.2 million, net of allowances for credit losses of \$17.8 million and \$21.5 million, respectively. Of these amounts outstanding, VAT receivables represent \$43.1 million and \$39.8 million, net of allowances of \$11.7 million and \$14.7 million, respectively. VAT receivables are primarily related to purchases by production units and are refunded by certain taxing authorities. As of December 31, 2023 and December 31, 2022, the allowance related to non-trade receivables from customers, suppliers and other third parties was not significant.

#### NOTE 9 — INCOME TAXES

The following table presents income tax expense (benefit) by selected jurisdiction for each of the years ended December 31, 2023, December 31, 2022 and December 31, 2021:

	Year Ended		
	December 31, 2023	December 31, 2022	December 31, 2021
	(U.S. Dollars in thousands)		
Current tax expense:			
Ireland	\$ (92)	\$ 1,132	\$ 720
U.S.	18,884	(27,808)	(17,213)
Foreign - excluding the U.S. and Ireland	37,399	32,134	26,428
	<u>56,191</u>	<u>5,458</u>	<u>9,935</u>
Deferred tax (benefit):			
Ireland	(235)	(115)	354
U.S.	(4,562)	(8,916)	1,263
Foreign - excluding the U.S. and Ireland	(7,803)	(22,030)	(22,532)
	<u>(12,600)</u>	<u>(31,061)</u>	<u>(20,915)</u>
	<u>\$ 43,591</u>	<u>\$ (25,603)</u>	<u>\$ (10,980)</u>

Income (loss) from continuing operations before income taxes and equity earnings consisted of the following:

	Year Ended		
	December 31, 2023	December 31, 2022	December 31, 2021
	(U.S. Dollars in thousands)		
Ireland	\$ (13,119)	\$ 536	\$ (5,904)
U.S.	41,798	(20,188)	(42,910)
Foreign - excluding the U.S. and Ireland	177,248	155,553	27,368
	<u>\$ 205,927</u>	<u>\$ 135,901</u>	<u>\$ (21,446)</u>

The differences between the reported income tax expense (benefit) and income tax expense (benefit) computed at the Irish statutory income tax rate of 12.5%, the trading income tax rate of the Company's country of domicile, for the years ended December 31, 2023, December 31, 2022 and December 31, 2021, are explained in the following reconciliation

	Year Ended		
	December 31, 2023	December 31, 2022	December 31, 2021
	(U.S. Dollars in thousands)		
Expense (benefit) computed at the Irish statutory rate of 12.5%	\$ 25,741	\$ 16,987	\$ (2,681)
Effects of:			
Foreign income taxed at different rates	26,471	3,057	3,567
Foreign currency remeasurement effects	(7,632)	(2,564)	1,158
Change in valuation allowances	(15,366)	5,183	966
Expenses not deductible for income tax purposes	3,393	2,669	4,497
Income not taxable	(1,962)	(4,238)	(188)
Interest expense not deductible for income tax purposes	—	1,659	—
Changes in unrecognized tax benefits, net of indirect effects	(2,349)	(37,763)	(18,264)
Recognition of deferred tax assets in respect of prior periods	—	(4,523)	—
Changes in estimates made in respect of prior periods	15,307	(6,054)	(63)
Other items	(12)	(16)	28
Income tax expense (benefit)	<u>\$ 43,591</u>	<u>\$ (25,603)</u>	<u>\$ (10,980)</u>

Included in changes in estimates made in respect of prior periods are adjustments to U.S. state net operating losses and state credits of \$18.0 million income tax expense, offset by an \$18.0 million reduction in the valuation allowance included within the change in valuation allowance row.

Deferred tax expense (benefit) recognized directly in other comprehensive income (loss) was as follows:

	Year Ended		
	December 31, 2023	December 31, 2022	December 31, 2021
	(U.S. Dollars in thousands)		
Pension and postretirement benefits	\$ (3,549)	\$ (4,847)	\$ (555)
Fair value of derivatives	(5,213)	(10,598)	(2,808)
Equity method investments	138	(138)	(832)
Total deferred tax expense recognized in other comprehensive income (loss)	<u>\$ (8,624)</u>	<u>\$ (15,583)</u>	<u>\$ (4,195)</u>

The following table provides details of the principal components of our deferred tax assets and liabilities as of December 31, 2023 and December 31, 2022:

	December 31, 2023	December 31, 2022
(U.S. Dollars in thousands)		
<b>Deferred tax assets:</b>		
Other intangible assets	\$ 1,567	\$ 2,111
Property, plant and equipment	41,788	39,808
Operating leases	55,853	56,060
Accounts payable and accrued liabilities	21,356	18,557
Pension and postretirement benefits	26,186	38,625
Operating loss carry-forwards	116,937	115,807
Tax credit carry-forwards	1,697	9,504
Investments in unconsolidated affiliates	1,416	1,490
Other	19,971	18,137
Total deferred tax assets	286,771	300,099
Valuation allowances	(75,462)	(90,945)
Offset against deferred tax liabilities	(144,824)	(145,042)
Total deferred tax assets, net	\$ 66,485	\$ 64,112
<b>Deferred tax liabilities:</b>		
Other intangible assets	\$ 14,580	\$ 18,886
DOLE brand	76,570	76,570
Property, plant and equipment	74,326	73,917
Operating lease right-of-use assets	54,698	54,581
Accounts payable and accrued liabilities	3,215	7,056
Pension and postretirement benefits	7,226	18,791
Investments in unconsolidated affiliates	714	236
Other	6,148	13,408
Total deferred tax liabilities	237,477	263,445
Offset against deferred tax assets	(144,824)	(145,042)
Total deferred tax liabilities, net	\$ 92,653	\$ 118,403

As of December 31, 2023, Dole had approximately \$1.0 billion of operating loss carryforwards expiring as follows:

	Ireland	U.S.	Foreign (excluding U.S. and Ireland)	Total
		(U.S. Dollars in thousands)		
2024	\$ —	\$ 19,649	\$ 4,791	\$ 24,440
2025	—	23,094	4,934	28,028
2026	—	20,877	99	20,976
2027	—	29,362	4,519	33,881
2028	—	20,230	7,119	27,349
2029-2044	—	448,403	6,074	454,477
Indefinite	36,397	260,262	114,647	411,306
Total	\$ 36,397	\$ 821,877	\$ 142,183	\$ 1,000,457

As of December 31, 2023, U.S. state tax credit carryforwards of \$0.7 million include \$0.7 million which will expire between 2024 and 2028. In addition, Dole has \$1.1 million of U.S. federal foreign tax credit carryforwards. If unused, \$0.7 million will expire in 2029, \$0.0 million will expire in 2030, \$0.3 million will expire in 2032, and \$0.1 million will expire in 2033.

The following table presents the movement in the valuation allowance for the years ended December 31, 2023, December 31, 2022 and December 31, 2021:

	Amount (U.S. Dollars in thousands)
Balance as of December 31, 2020	\$ 16,395
Changes on acquisition/disposal	76,572
Increase recognized in the income statement	2,967
Decrease recognized in the income statement	(3,418)
Translation adjustments	(4,550)
Balance as of December 31, 2021	87,966
Changes on acquisition/disposal	(723)
Increase recognized in the income statement	7,675
Decrease recognized in the income statement	(2,492)
Changes in other comprehensive income	(234)
Translation adjustments	(1,247)
Balance as of December 31, 2022	90,945
Increase recognized in the income statement	8,036
Decrease recognized in the income statement	(23,402)
Translation adjustments	(117)
Balance as of December 31, 2023	\$ 75,462

The valuation allowance decreased by \$15.5 million in the year ended December 31, 2023 and by \$3.0 million in the year ended December 31, 2022. The 2023 decrease includes a net decrease of \$15.4 million recognized in the consolidated statements of operations and \$0.1 million decrease of exchange rate translation adjustments.

Dole is an Irish holding company that operates a significant number of foreign subsidiaries. As of December 31, 2023, the Company had not recognized a deferred tax liability on approximately \$671.1 million of undistributed earnings for certain foreign subsidiaries, because these earnings are intended to be indefinitely reinvested. If such earnings were distributed, some countries may impose additional taxes. The unrecognized deferred tax liability (the amount payable if distributed) is approximately \$48.5 million. Dole recognizes deferred tax assets on potential foreign tax credits expected to be generated by the repatriation of undistributed earnings only when the repatriation has occurred or is apparent to occur in the foreseeable future.

A reconciliation of the beginning and ending amount of unrecognized tax benefits (excluding interest and penalties) is as follows.

	Amount (U.S. Dollars in thousands)
Balance as of December 31, 2020	\$ 12,699
Changes on acquisition/disposal	52,341
Increases due to tax positions taken in the current year	1,004
Decreases due to lapse of statute of limitations	(17,056)
Translation adjustments	(907)
Balance as of December 31, 2021	48,081
Settlements	(1,047)
Decreases due to lapse of statute of limitations	(35,694)
Translation adjustments	(607)
Balance as of December 31, 2022	10,733
Decreases due to lapse of statute of limitations	(2,952)
Translation adjustments	212
Balance as of December 31, 2023	\$ 7,993

The total of unrecognized tax benefits was \$8.0 million and \$10.7 million as of December 31, 2023 and December 31, 2022, respectively. If recognized, it is estimated that Dole's effective tax rate would be affected by additional income tax benefit of \$5.5 million and \$7.3 million as of December 31, 2023 and December 31, 2022, respectively. At this time, Dole believes that it is reasonably possible that the total amount of unrecognized tax benefits could decrease within the next twelve months by approximately \$1.0 million related to the deduction of employee benefit matters, as a result of the lapse of the statute of limitations. The Company recognizes interest and penalties related to income taxes within income tax expense in the income statement. Dole recognized a benefit of \$0.4 million, \$4.4 million and \$4.9 million, respectively, for interest and penalties for the years ended December 31, 2023, December 31, 2022 and December 31, 2021. A liability was recognized for accrued interest and penalties of \$4.0 million and \$5.2 million as of December 31, 2023 and December 31, 2022, respectively.

The tax years 2020 to 2023 remain subject to examination by taxing authorities in the United States. The tax years 2019 to 2023 remain subject to examination by taxing authorities in the U.K. The tax years 2019 to 2023 remain subject to examination by taxing authorities in Ireland, Costa Rica, Ecuador, Germany and Guatemala. The tax years 2018 to 2023 remain subject to examination by taxing authorities in Sweden and Denmark.

#### NOTE 10 — DETAILS OF ACCRUED LIABILITIES

Included in accrued liabilities in Dole's consolidated balances sheets were the following items:

	December 31, 2023	December 31, 2022
	(U.S. Dollars in thousands)	
Amounts due to growers	\$ 124,928	\$ 143,943
Employee-related costs and benefits	97,081	90,582
Sales, marketing and advertising	16,766	14,983
Shipping related costs	28,305	33,644
Materials and supplies	14,627	16,316
Accrued interest	3,415	4,020
Deferred income	2,375	4,860
Professional services	8,551	11,327
Accrued rent	1,301	1,306
Hedging liability	7,004	9,328
Recourse liability	4,282	3,421
Miscellaneous other accrued liabilities	48,792	47,958
<b>Total accrued liabilities</b>	<b>\$ 357,427</b>	<b>\$ 381,688</b>

Miscellaneous other accrued liabilities primarily include liabilities related to accrued litigation reserves and legal costs and other accruals recorded based on timing. See Note 19 "Contingencies" for additional detail on the Company's legal activity.

#### NOTE 11 — ASSETS HELD-FOR-SALE AND ACTIVELY MARKETED PROPERTY

Dole continuously reviews its assets in order to identify those assets that do not meet Dole's future strategic direction or internal economic return criteria. As a result of this review, Dole has identified and is in the process of selling certain assets which are classified as either held-for-sale or actively marketed property. The assets that have been identified are available for sale in their present condition and an active program is underway to sell the properties. For property classified as held-for-sale, their sale is anticipated to occur during the ensuing year, while the timing of the sale of property specifically classified as actively marketed is uncertain.

*Assets held-for-sale*

As of December 31, 2023 and December 31, 2022, assets held for sale were \$1.8 million and \$0.6 million, respectively, of property, plant and equipment. There were no liabilities held for sale as of December 31, 2023 and December 31, 2022. During the year ended December 31, 2023, Dole approved and committed to sell two vessels and a number of properties in Latin America in the Fresh Fruit reportable segment, two properties in the U.S. in the Diversified Fresh Produce – Americas & ROW reportable segment, one property in Ireland in the Diversified Fresh Produce – EMEA reportable segment and certain assets in the U.S. that are excluded from the Vegetables exit process. As a result, assets with total net book values of \$1.1 million, \$3.2 million, \$0.2 million and \$6.9 million, respectively were transferred to assets held for sale. During the year ended December 31, 2022, Dole approved and committed to sell two buildings in Europe in the Diversified Produce – EMEA reportable segment, one property in North Carolina in the Diversified Produce – Americas & ROW reportable segment and one property in Latin America in the Fresh Fruit reportable segment. As a result, related assets with a total net book value of \$2.8 million, \$0.3 million and \$0.2 million, respectively, were transferred to assets held for sale.

In the year ended December 31, 2023, Dole sold the two vessels and properties in Latin America in the Fresh Fruit reportable segment, three properties in the U.S. in the Diversified Fresh Produce – Americas & ROW reportable segment and the assets in the U.S. that are excluded from the Vegetables exit process, with a total net book value of \$10.0 million, at a total gain of \$20.8 million. In the year ended December 31, 2022, Dole sold two buildings in Europe in the Diversified Fresh Produce – EMEA reportable segment, with a total net book value of \$2.8 million, at a total gain of \$7.8 million. In the year ended December 31, 2021, Dole sold two vessels and a property in Latin America in the Fresh Fruit reportable segment, a ranch in North America and a Corporate-owned plane, with a total net book value of \$21.7 million. There were no gains or losses on the sales.

A rollforward of assets held-for-sale for the years ended December 31, 2023 and December 31, 2022 in the consolidated balance sheets was as follows:

	Amount (U.S. Dollars in thousands)
Balance as of December 31, 2021	\$ 200
Additions	3,339
Reclassifications	(120)
Sales	(2,774)
Balance as of December 31, 2022	645
Additions	11,315
Sales	(9,978)
Other	(150)
Balance as of December 31, 2023	\$ 1,832

*Actively marketed property*

As of December 31, 2023 and December 31, 2022, actively marketed property was \$13.8 million and \$31.0 million, respectively, and consisted entirely of land in Hawaii in the Fresh Fruit reportable segment. In the years ended December 31, 2023 and December 31, 2022, Dole sold actively marketed Hawaii land, with net book values of \$17.2 million and \$20.7 million, respectively, at total gains of \$31.7 million and \$2.5 million, respectively. In the year ended December 31, 2021, Dole sold actively marketed Hawaii land, with a net book value of \$2.4 million, and there were no gains or losses on the sale.

A rollforward of actively marketed property for the years ended December 31, 2023 and December 31, 2022 in the consolidated balance sheets was as follows:

	Amount (U.S. Dollars in thousands)
Balance as of December 31, 2021	\$ 50,300
Measurement period adjustments	1,300
Land sales	(20,660)
Balance as of December 31, 2022	31,000
Land sales	(17,220)
Balance as of December 31, 2023	\$ 13,780

See Note 4 "Acquisitions and Divestitures" for additional detail on measurement period adjustments.

202407208710

NOTE 12 — PROPERTY, PLANT AND EQUIPMENT

Major classes of property, plant and equipment were as follows:

	December 31, 2023	December 31, 2022
	(U.S. Dollars in thousands)	
Land and land improvements	\$ 548,847	\$ 533,027
Buildings and leasehold improvements	300,258	284,679
Machinery and equipment	328,006	296,530
Computer software	76,997	68,101
Vessels and containers	195,218	217,963
Machinery and equipment and vessel containers under finance leases	47,209	37,706
Construction in progress	50,474	53,839
Property, plant and equipment, gross	1,547,009	1,491,845
Accumulated depreciation	(444,775)	(375,721)
Property, plant and equipment, net	\$ 1,102,234	\$ 1,116,124

Depreciation is computed using the straight-line method over the estimated useful lives of the assets as follows:

	Years
Land improvements	1 to 30
Buildings and leasehold improvements*	2 to 50
Machinery and equipment	1 to 25
Computer software	2 to 10
Vessels and containers	1 to 30
Machinery and equipment and vessel containers under finance leases	Shorter of lease term or useful life

\*Leasehold improvements are depreciated using the shorter of the useful life or life of the lease.

Depreciation expense on property, plant and equipment totaled \$94.0 million, \$98.7 million and \$54.1 million for the years ended December 31, 2023, December 31, 2022 and December 31, 2021, respectively, excluding pineapple bearer plants. During the years ended December 31, 2022 and December 31, 2021, Dole incurred an incremental depreciation charge of \$41.1 million and \$29.6 million, respectively, related to pineapple bearer plants that were brought to fair value in conjunction with acquisitions, that was recognized in cost of sales in the consolidated statements of operations. See Note 4 "Acquisitions and Divestitures" for additional detail. Interest expense capitalized into property, plant and equipment was not material for the years ended December 31, 2023, December 31, 2022 and December 31, 2021.

**NOTE 13 — GOODWILL AND INTANGIBLE ASSETS**

The gross balance of goodwill was \$525.2 million, with accumulated impairment losses of \$11.9 million, as of December 31, 2023 and \$508.9 million, with accumulated impairment losses of \$11.5 million, as of December 31, 2022

A rollforward of goodwill by reportable segment for the years ended December 31, 2023 and December 31, 2022, was as follows:

	Fresh Fruit	Diversified Fresh Produce — EMEA	Diversified Fresh Produce — Americas & ROW	Total
	(U.S. Dollars in thousands)			
Balance as of December 31, 2021	\$ 274,048	\$ 140,626	\$ 96,659	\$ 511,333
Additions	—	1,197	—	1,197
Measurement period adjustments	(773)	—	—	(773)
Foreign currency and other	—	(6,198)	(8,106)	(14,304)
Balance as of December 31, 2022	273,275	135,625	88,553	497,453
Additions	—	9,926	—	9,926
Foreign currency and other	—	5,725	208	5,933
Balance as of December 31, 2023	\$ 273,275	\$ 151,276	\$ 88,761	\$ 513,312

See Note 4 “Acquisitions and Divestitures” for additional detail on measurement period adjustments

Details of Dole’s intangible assets as of December 31, 2023 were as follows:

	Gross Carrying Amount	Accumulated Amortization	Net Carrying Amount
	(U.S. Dollars in thousands)		
DOLE brand	\$ 306,280	\$ —	\$ 306,280
Water rights	4,068	—	4,068
Supplier relationships	28,485	(22,315)	6,170
Customer relationships	129,673	(103,118)	26,555
Other	13,426	(8,987)	4,439
	\$ 481,932	\$ (134,420)	\$ 347,512

Details of Dole’s intangible assets as of December 31, 2022 were as follows:

	Gross Carrying Amount	Accumulated Amortization	Net Carrying Amount
	(U.S. Dollars in thousands)		
DOLE brand	\$ 306,280	\$ —	\$ 306,280
Water rights	4,145	—	4,145
Supplier relationships	27,917	(19,528)	8,389
Customer relationships	126,150	(92,873)	33,277
Other	13,093	(7,914)	5,179
	\$ 477,585	\$ (120,315)	\$ 357,270

A rollforward of intangible assets, excluding goodwill, for the years ended December 31, 2023 and December 31, 2022 was as follows:

	Amount (U.S. Dollars in thousands)
Balance as of December 31, 2021	\$ 368,326
Additions	855
Amortization	(10,893)
Foreign exchange impact and other	(1,018)
Balance as of December 31, 2022	357,270
Additions	20
Amortization	(10,198)
Foreign exchange impact and other	420
Balance as of December 31, 2023	\$ 347,512

Amortization expense for definite-lived intangible assets was \$10.2 million, \$10.9 million and \$11.4 million for the years ended December 31, 2023, December 31, 2022 and December 31, 2021, respectively.

As of December 31, 2023, the estimated amortization expense associated with Dole's intangible assets for each of the next five fiscal years was as follows:

	Amount (U.S. Dollars in thousands)
2024	\$ 9,977
2025	8,808
2026	6,683
2027	5,401
2028	4,175
Thereafter	2,120
Total	\$ 37,164

Dole evaluates goodwill and other indefinite-lived intangible assets for impairment annually during the fourth quarter, or more frequently if an event occurs or circumstances change that would indicate that an impairment may exist. There was no impairment of goodwill or intangible assets recorded for the years ended December 31, 2023, December 31, 2022 and December 31, 2021.

As of the October 1, 2023 testing date, the fair values of the Fresh Fruit and Diversified Fresh Produce – Americas & ROW reporting units were in excess of their respective carrying amounts by 4% and 2%, respectively, and the fair value of the DOLE brand was in excess of its carrying amount by 2%. Unfavorable changes to key assumptions, market conditions, and macroeconomic circumstances could result in future impairment.

20240712871

## NOTE 14 — DEBT

Short-term borrowings, bank overdrafts and long-term debt consisted of the following

	December 31, 2023	December 31, 2022
	(U.S. Dollars in thousands)	
Revolving Credit Facility	\$ 89,750	\$ 183
Term Loan A and Term Loan B	810,975	823
Vessel financing loans	74,774	89
Other long-term financing arrangements	34,895	41
Other revolving credit facilities, at a weighted average interest rate of 6.5% as of December 31, 2023 (4.8% as of December 31, 2022)	38,770	73
Bank overdrafts	11,488	8
Finance lease obligations, at a weighted average interest rate of 4.2% as of December 31, 2023 (3.7% as of December 31, 2022)	33,184	29
Total debt, gross	1,093,836	1,251
Unamortized debt discounts and debt issuance costs	(14,395)	(17)
Total debt, net	1,079,441	1,233
Current maturities, net of unamortized debt discounts and debt issuance costs	(222,940)	(97)
Bank overdrafts	(11,488)	(8)
Long-term debt, net	\$ 845,013	\$ 1,127

*Term Loan and Revolving Credit Facility*

Under the terms of the Credit Agreement entered into on March 26, 2021 (and subsequently amended on August 3, 2021), the Company has a senior secured revolving credit facility (the "Revolving Credit Facility") in place which provides for borrowings of up to \$600.0 million and two term loan facilities ("Term Loan A" and "Term Loan B") which provided for borrowings of \$300.0 million and \$540.0 million, respectively.

In June 2023, the Company amended the Credit Agreement to replace the U.S. dollar LIBOR benchmark rate with SOFR plus a spread. U.S. dollar borrowings under the Revolving Credit Facility refer to SOFR as the benchmark rate plus an adjustment of 0.10%. U.S. dollar borrowings under the Term Loan A refer to SOFR as the benchmark rate plus a spread adjustment of 0.10%. For Term Loan B borrowings, the Company elected to adopt the LIBOR fallback provisions and replaced LIBOR with SOFR as the benchmark rate plus a spread adjustment that varies from 0.11% to 0.72%, depending on the tenor of the borrowing.

Interest under the Revolving Credit Facility and Term Loan A is payable, at the option of Dole, either at (i) SOFR plus 0.10%, or the respective benchmark rate depending on the currency of the loan, plus 1.00% to 2.75%, with a benchmark floor of 0.00% or (ii) a base rate plus 0.00% to 1.75%, in each case, to be determined based on credit ratings and the Company's total net leverage ratio. Interest under Term Loan B is payable, at the option of Dole, either at (i) SOFR plus the applicable credit spread adjustment, or the respective benchmark rate depending on the currency of the loan, plus 2.00% to 2.25%, with a benchmark floor of 0.00% or (ii) a base rate plus 1.00% to 1.25%, in each case, to be determined based on credit ratings. As discussed in Note 17 "Derivative Financial Instruments", the Company enters into interest rate swap arrangements to convert a portion of the Credit Agreement's variable rate debt to fixed rate debt.

Principal payments of \$1.9 million under Term Loan A are due quarterly until maturity, with the remaining balance due on the maturity date of August 3, 2026. Principal payments of \$1.4 million under Term Loan B are due quarterly until maturity, with the remaining balance due on the maturity date of August 3, 2028. Under the terms of the Credit Agreement, the Company may be required to use a portion of the proceeds from the Vegetables exit process to make a prepayment on Term Loan A and Term Loan B. The estimated minimum prepayment associated with the terms of the Fresh Express Agreement has been reclassified from long-term debt, net, to current maturities in the consolidated balance sheets as of December 31, 2023. Because the Company now plans to exit the Fresh Vegetables division through an alternative process, the estimated minimum prepayment may change. The Revolving Credit Facility has an expiration date of August 3, 2026.

As of December 31, 2023, amounts outstanding under Term Loan A and Term Loan B were \$811.0 million, in the aggregate, and borrowings under the Revolving Credit Facility were \$89.8 million. After taking into account approximately \$5.9 million of related outstanding letters of credit, Dole had \$504.3 million available for cash borrowings under the Revolving Credit Facility as of December 31, 2023. As of December 31, 2022, amounts outstanding under Term Loan A and Term Loan B were \$823.9 million, in the aggregate, and borrowings under the Revolving Credit Facility were \$183.9 million. After taking into account approximately \$15.0 million of related outstanding letters of credit, Dole had \$401.1 million available for cash borrowings under the Revolving Credit Facility as of December 31, 2022.

Borrowings under the Credit Agreement are secured by substantially all of the Company's material U.S. assets of wholly owned subsidiaries, certain European assets and by the equity interests of substantially all Dole subsidiaries located in the U.S. and certain subsidiaries located in Europe.

#### *Vessel Financing Loans*

On December 11, 2015, Dole entered into three secured loan agreements ("first vessel facility") of up to \$111.0 million, in the aggregate, to finance a portion of the acquisition costs of three new vessels. The first vessel facility consists of three tranches, each tied to a specific vessel, which allowed the Company to borrow up to 70%, or \$37.0 million, of the contract cost of each vessel, collateralized by the completed vessel. Principal and interest payments are due quarterly in arrears for 48 consecutive installments. The first vessel facility bears interest at a rate per annum equal to LIBOR plus 2.00% to 3.25% and will mature on May 18, 2028. As of December 31, 2023 and December 31, 2022, Dole's borrowings under the first vessel facility were \$39.3 million and \$48.6 million, respectively.

On October 30, 2020, Dole entered into two additional secured loan agreements ("second vessel facility") of \$49.1 million, in the aggregate, to finance a portion of the acquisition costs of two new vessels, which were delivered in 2021. Each agreement was tied to a specific vessel which allowed Dole to borrow 60%, or \$24.5 million, of the contract cost of each vessel, collateralized by the completed vessel. On January 14, 2021 and April 7, 2021, the first and second loans were funded for \$24.5 million each and mature on January 14, 2030 and April 7, 2030, respectively. The second vessel facility bears interest at a rate per annum equal to LIBOR plus 3.25% and principal and interest payments are due semi-annually in arrears for 18 consecutive installments. As of December 31, 2023 and December 31, 2022, Dole's borrowings under the second vessel facility were \$35.5 million and \$40.9 million, respectively.

#### *Other Financing Arrangements*

Dole's other financing arrangements consist of a number of loan agreements entered into to finance other capital expenditures and working capital requirements.

As of December 31, 2023 and December 31, 2022, the Company had \$8.6 million and \$11.5 million, respectively, in other financing arrangements outstanding related to a secured long-term asset financing arrangement for farms in Chile. The terms of the financing arrangement include a 10-year loan of \$23.1 million due in June 2026 that bears interest at a rate per annum equal to LIBOR plus 2.39%. Principal and interest payments are due semi-annually in arrears. The long-term financing arrangement is collateralized by the purchased farms and their related assets.

As of December 31, 2023 and December 31, 2022, the Company had \$9.3 million and \$11.3 million, respectively, in other financing arrangements outstanding related to two secured long-term asset financing arrangements for pineapple farms in Costa Rica. Both agreements provide for a 10-year loan and are collateralized by the purchased farms and their related assets. The first agreement, maturing in July 2026, bears interest at a rate per annum equal to LIBOR plus 5.00%, adjustable annually, with a floor rate of 5.50% per annum. Interest and principal payments are due monthly in arrears. The second agreement, maturing in July 2031, includes principal payments of \$10.1 million that was paid in July of 2022 and \$3.1 million due in July of 2031, with a single payment of \$0.4 million for interest which was paid in July of 2022.

As of December 31, 2023 and December 31, 2022, the Company had \$17.0 million and \$18.7 million, respectively, of remaining other financing arrangements, none of which are individually significant.

***Other Credit Facilities***

In addition to amounts available under the Revolving Credit Facility, Dole's subsidiaries had other lines of credit and bank overdraft facilities at various local banks of approximately \$269.6 million as of December 31, 2023 and \$252.3 million as of December 31, 2022. These lines are primarily used to fund seasonal working capital requirements, short-term borrowings and bank guarantees. They consist of both secured and unsecured facilities, committed and uncommitted, and some are guaranteed by the Company and certain subsidiaries. The majority of Dole's other lines of credit extend indefinitely but may be cancelled at any time by Dole or the banks, and if cancelled, any outstanding amounts would be due on demand. As of December 31, 2023 and December 31, 2022, total bank overdrafts were \$11.5 million and \$8.6 million, respectively, and other amounts outstanding under these lines were \$38.8 million and \$74.0 million, respectively. As of December 31, 2023 and December 31, 2022, after taking into account outstanding letters of credit, Dole had \$217.2 million and \$167.6 million, respectively, available for use under these lines.

***Finance Lease Obligations***

As of December 31, 2023 and December 31, 2022, Dole's finance lease obligations of \$33.2 million and \$29.9 million, respectively, primarily relate to machinery and equipment and vessel containers, which continue through 2031.

***Covenants and Restrictions***

Provisions under the credit facilities include limitations on, among other things, indebtedness, investments, liens, loans to subsidiaries, employees and third parties, the issuance of guarantees and the payment of dividends.

The credit facilities require Dole to maintain compliance with a maximum leverage ratio, which was initially set at 4.50 to 1.00 beginning December 31, 2021, with step-downs to (i) 4.25 to 1.00 for fiscal year 2022 and (ii) 4.00 to 1.00 for each fiscal year thereafter. As of December 31, 2023, Dole was in compliance with all applicable covenants.

A breach of a covenant or other provision in any debt instrument governing Dole's current or future indebtedness could result in a default under that instrument and, due to customary cross-default and cross-acceleration provisions, could result in a default under Dole's other debt instruments. Upon the occurrence of an event of default under the credit facilities or other debt instruments, the lenders or holders of such debt could elect to declare all amounts outstanding to be immediately due and payable and terminate all commitments to extend further credit. If Dole were unable to repay those amounts, the lenders could proceed against the collateral granted to them, if any, to secure the indebtedness. If the lenders under Dole's indebtedness were to accelerate the payment of the indebtedness, Dole cannot give assurance that its assets would be sufficiently liquid to repay in full its outstanding indebtedness on an accelerated basis.

***Debt Discounts and Debt Issuance Costs***

Debt discounts and issuance costs are amortized over the term of the debt agreement using the effective interest method. Debt discounts and issuance costs are presented as a direct reduction of debt in the consolidated balance sheets, except for those issuance costs related to revolving credit facilities and line-of-credit arrangements which are recorded as a prepaid asset in the consolidated balance sheets.

The amortization expense related to Dole's deferred debt discounts and issuance costs is recorded as interest expense in the consolidated statements of operations. For the years ended December 31, 2023, December 31, 2022 and December 31, 2021, amortization expense related to deferred debt discounts and issuance costs was \$5.8 million, \$6.0 million and \$2.6 million, respectively.

*Maturities of Current and Long-Term Debt*

Stated maturities with respect to current and long-term debt, excluding finance lease obligations, as of December 31, 2023 were as follows:

	Amount (U.S. Dollars in thousands)
2024	\$ 223,904
2025	35,877
2026	349,720
2027	23,167
2028	408,561
Thereafter	19,423
Total	<u>\$ 1,060,652</u>

For maturities of finance lease obligations, refer to Note 16 "Leases".

**NOTE 15 — EMPLOYEE BENEFIT PLANS**

Dole sponsors a number of defined benefit pension plans covering certain employees worldwide. Benefits under these plans are generally based on each employee's eligible compensation and years of service, except for certain plans covering union employees, which are based on negotiated benefits. In addition to pension plans, Dole also has OPRB plans that provide certain health care and life insurance benefits for eligible retired employees.

The Company sponsors six funded defined benefit pension plans including a U.S. qualified plan and five plans outside of the U.S., two of which are based in Ireland, two are based in the U.K., and one is based in Canada. The Company had previously sponsored a Netherlands scheme which was settled in the year ended December 31, 2022. The Company also sponsors unfunded international pension plans (primarily in Latin America) and OPRB plans.

The Company continues a strategy to de-risk its exposure to defined benefit schemes. Substantially all U.S. pension benefits were frozen on December 31, 2001. The plans in Ireland are closed to new entrants, and salaries for defined benefit purposes have been capped, with any salary increases above the cap eligible on a defined contribution basis since 2009. Starting in 2017, Enhanced Transfer Value ("ETV") programs and buy-in contracts have been initiated for certain members of the Irish plans. Under ETV programs, accumulated accrued benefits for affected members were transferred from the Irish Plans which eliminated future accrual of benefits and entitled the members to receive a transfer value above the statutory minimum amount. Bulk annuity policies (buy-in contracts) were purchased from insurers that provide payments back to the pension scheme to cover the benefits for the affected members. Under the buy-in contracts, the responsibility to pay the pension obligations still rests with the plan and the obligation is still recorded by the Company. Both of the U.K. schemes are closed to new entrants and to new accruals.

Dole's SERP is a non-qualified benefit and executive compensation plan, and Dole's ESP plan is a non-qualified deferred compensation plan. Both are funded through investments in Rabbi Trusts. Following a change of control event, Dole is obligated, under the provisions of the respective trust agreements, to contribute an amount sufficient to meet the ESP obligation for benefits earned through the change in control year and the ongoing value of the projected benefit obligation of the SERP. The assets held in the Rabbi Trusts are subject to the claims of Dole's general unsecured creditors. As of December 31, 2023, \$5.9 million of the assets was classified as short-term and included in short-term investments in the consolidated balance sheets, and \$16.0 million was classified as long-term and included in long-term investments in the consolidated balance sheets. As of December 31, 2022, \$5.4 million was classified as short-term and \$16.5 million was classified as long-term.

**Obligations and Funded Status**

The funded status of Dole's defined benefit pension plans was as follows:

	U.S. Pension Plans		International Pension Plans		OPRB Plans	
	December 31, 2023	December 31, 2022	December 31, 2023	December 31, 2022	December 31, 2023	December 31, 2022
(U.S. Dollars in thousands)						
Change in projected benefit obligation						
Benefit obligation at beginning of the year	\$ 181,835	\$ 253,880	\$ 228,147	\$ 349,001	\$ 13,144	\$ 17,572
Service cost	214	256	5,799	4,465	1	3
Interest cost	8,923	4,943	11,730	8,219	693	443
Net actuarial loss (gain)	4,802	(47,439)	8,482	(82,819)	2,146	(1,726)
Curtailments, settlements and terminations, net	—	(8,217)	(10,033)	(27,511)	—	—
Employee contributions	—	—	182	—	—	—
Benefits paid	(20,052)	(21,588)	(10,891)	(10,012)	(2,733)	(3,148)
Foreign exchange impact and other	—	—	6,251	(13,196)	—	—
Benefit obligation at end of the year	\$ 175,722	\$ 181,835	\$ 239,667	\$ 228,147	\$ 13,251	\$ 13,144
Change in plan assets						
Fair value of plan assets at beginning of the year	\$ 154,206	\$ 224,749	\$ 147,925	\$ 235,301	\$ —	\$ —
Actual return on plan assets	12,311	(44,601)	9,722	(46,116)	—	—
Company contributions	2,781	3,863	15,725	12,104	2,733	3,177
Employee contributions	—	—	182	—	—	—
Benefits paid	(20,052)	(21,588)	(10,891)	(10,012)	(2,733)	(3,177)
Curtailments, settlements and terminations, net	—	(8,217)	(11,998)	(25,767)	—	—
Foreign exchange impact and other	—	—	6,503	(17,585)	—	—
Fair value of plan assets at end of the year	\$ 149,246	\$ 154,206	\$ 157,168	\$ 147,925	\$ —	\$ —
Funded status	\$ (26,476)	\$ (27,629)	\$ (82,499)	\$ (80,222)	\$ (13,251)	\$ (13,144)
Amounts recognized in the consolidated balance sheets						
Other assets	\$ —	\$ —	\$ 16,033	\$ 20,938	\$ —	\$ —
Pension and postretirement benefits	(2,189)	(2,229)	(12,244)	(13,066)	(2,137)	(1,992)
Pension and postretirement benefits, less current portion	(24,287)	(25,400)	(86,288)	(88,094)	(11,114)	(11,152)
	\$ (26,476)	\$ (27,629)	\$ (82,499)	\$ (80,222)	\$ (13,251)	\$ (13,144)

Amounts recognized in accumulated other comprehensive loss (income), before tax, were as follows:

	U.S. Pension Plans			International Pension Plans			OPRB Plans		
	Year Ended December 31, 2023	Year Ended December 31, 2022	Year Ended December 31, 2021	Year Ended December 31, 2023	Year Ended December 31, 2022	Year Ended December 31, 2021	Year Ended December 31, 2023	Year Ended December 31, 2022	Year Ended December 31, 2021
(U.S. Dollars in thousands)									
Net actuarial loss (gain)	\$ 24,638	\$ 18,341	\$ 11,011	\$ 20,424	\$ 15,180	\$ 50,575	\$ 924	\$ (1,531)	\$ 166
Prior service benefit	—	—	—	(5,474)	(6,285)	(8,241)	—	—	—
Total	\$ 24,638	\$ 18,341	\$ 11,011	\$ 14,950	\$ 8,895	\$ 42,334	\$ 924	\$ (1,531)	\$ 166

The aggregate projected benefit obligation, accumulated benefit obligation and fair value of plan assets of plans with accumulated benefit obligations in excess of plan assets were as follows:

	December 31, 2023	December 31, 2022
(U.S. Dollars in thousands)		
Projected benefit obligation	\$ 274,467	\$ 277,203
Accumulated benefit obligation	257,434	261,248
Fair value of plan assets	149,246	154,208

The aggregate projected benefit obligation, accumulated benefit obligation and fair value of plan assets of plans with projected benefit obligations in excess of plan assets were as follows:

	December 31, 2023	December 31, 2022
	(U.S. Dollars in thousands)	
Projected benefit obligation	\$ 287,718	\$ 290,347
Accumulated benefit obligation	257,434	261,248
Fair value of plan assets	149,246	154,208

**Components of Net Periodic Benefit Cost (Income) and Other Changes Recognized in Other Comprehensive Income (Loss)**

The components of net periodic benefit cost (income) and other changes recognized in other comprehensive income (loss) for Dole's U.S. and international pension plans and OPRB plans were as follows:

2024071208714

	U.S. Pension Plans			International Pension Plans			OPRB Plans		
	Year Ended December 31, 2023	Year Ended December 31, 2022	Year Ended December 31, 2021	Year Ended December 31, 2023	Year Ended December 31, 2022	Year Ended December 31, 2021	Year Ended December 31, 2023	Year Ended December 31, 2022	Year Ended December 31, 2021
	(U.S. Dollars in thousands)								
Components of net periodic benefit cost (income):									
Service cost	\$ 214	\$ 256	\$ 107	\$ 5,799	\$ 4,465	\$ 3,219	\$ 1	\$ 3	\$ 1
Interest cost	8,923	4,943	1,696	11,730	8,219	5,505	693	443	157
Expected return on plan assets	(13,226)	(11,274)	(4,779)	(8,369)	(6,814)	(6,883)	—	—	—
Amortization of:									
Net (gain) loss	(580)	—	—	(2,151)	2,166	2,946	(309)	—	—
Prior service benefit	—	—	—	(639)	(618)	(812)	—	—	—
Curtailments, settlements and terminations, net	—	1,106	—	5,649	220	1,756	—	—	—
Other	—	—	—	—	36	238	—	—	—
Net periodic cost (income)	<u>\$ (4,669)</u>	<u>\$ (4,969)</u>	<u>\$ (2,976)</u>	<u>\$ 12,019</u>	<u>\$ 7,674</u>	<u>\$ 5,969</u>	<u>\$ 385</u>	<u>\$ 446</u>	<u>\$ 158</u>
Other changes recognized in other comprehensive income (loss):									
Net loss (gain)	\$ 5,717	\$ 7,330	\$ 11,011	\$ 3,394	\$ (33,264)	\$ (13,186)	\$ 2,146	\$ (1,697)	\$ 166
Prior service expense (benefit)	—	—	—	—	1,339	(213)	—	—	—
Amortization of:									
Net gain (loss)	580	—	—	2,151	(2,166)	(2,946)	309	—	—
Prior service benefit	—	—	—	639	618	812	—	—	—
Foreign exchange impact and other	—	—	—	(129)	34	(2,026)	—	—	—
Income tax (benefit) expense	(1,574)	(1,781)	2,643	(1,307)	6,226	(3,209)	(622)	402	11
Total recognized in other comprehensive income (loss)	<u>\$ 4,723</u>	<u>\$ 5,549</u>	<u>\$ 13,654</u>	<u>\$ 4,748</u>	<u>\$ (27,213)</u>	<u>\$ (20,768)</u>	<u>\$ 1,833</u>	<u>\$ (1,295)</u>	<u>\$ 177</u>
Total recognized in net periodic benefit cost and other comprehensive income (loss), net of income taxes	<u>\$ 54</u>	<u>\$ 580</u>	<u>\$ 10,678</u>	<u>\$ 16,767</u>	<u>\$ (19,539)</u>	<u>\$ (14,799)</u>	<u>\$ 2,218</u>	<u>\$ (849)</u>	<u>\$ 335</u>

The Company classifies the non-service components of net periodic pension benefit cost within other income, net, in the consolidated statements of operations. Non-service components include interest costs, expected return on plan assets, amortization of net loss (gain) and prior service benefit, curtailment or settlement costs and other items.

**Assumptions**

Weighted average assumptions used to determine benefit obligations were as follows

	U.S. Pension Plans		International Pension Plans		OPRB Plans	
	Year Ended December 31, 2023	Year Ended December 31, 2022	Year Ended December 31, 2023	Year Ended December 31, 2022	Year Ended December 31, 2023	Year Ended December 31, 2022
Discount rate	5.10 %	5.31%	5.06 %	5.26 %	5.88 %	5.79%
Rate of compensation increase	3.00 %	3.00%	3.17 %	3.18 %	—	—
Rate of increase in pensions	—	—	2.17 %	2.07 %	—	—

Weighted average assumptions used to determine net periodic benefit cost were as follows:

	U.S. Pension Plans			International Pension Plans			OPRB Plans		
	Year Ended December 31, 2023	Year Ended December 31, 2022	Year Ended December 31, 2021	Year Ended December 31, 2023	Year Ended December 31, 2022	Year Ended December 31, 2021	Year Ended December 31, 2023	Year Ended December 31, 2022	Year Ended December 31, 2021
Discount rate	5.31 %	2.62%	2.39%	5.26 %	2.61 %	2.29 %	5.79 %	3.18%	2.72%
Rate of compensation increase	3.00 %	3.00%	3.00%	3.03 %	1.98 %	2.84 %	—	—	—
Rate of increase in pensions	—	—	—	2.07 %	1.90 %	1.68 %	—	—	—
Rate of return on plan assets	6.80 %	5.10%	5.00%	4.36 %	3.36 %	2.85 %	—	3.36%	—

International plan discount rates and assumed rates of increase in future compensation differ from the assumptions used for U.S. plans due to differences in the local economic conditions in the countries in which the international plans are based. No rate of compensation increase is shown for U.S. plans, because benefits under the U.S. plans are frozen, except for a group of employees whose benefits are negotiated under collective bargaining agreements. The assumption for the rate of compensation increase for these employees reflects the rate negotiated in those bargaining agreements.

The accumulated pension benefit obligation for Dole's OPRB plan was determined using the following assumed annual rate of increase in the per capita cost of covered health care benefits.

	2023	2022
Health care costs trend rate assumed for next year	6.69%	6.65%
Rate of increase to which the cost of benefits is assumed to decline (the ultimate trend rate)	4.50%	4.49%
Year that the rate reaches the ultimate trend rate	2033	2030

**Plan Assets**

The following is the target asset mix for Dole's pension plans, which management believes provides the optimal trade-off of diversification and long-term asset growth:

	Target Allocation
Fixed income securities	42%
Equity securities	18%
Other	40%
Total	100%

Dole's pension plan weighted average asset allocation by asset category was as follows:<sup>1</sup>

	Year Ended	
	December 31, 2023	December 31, 2022
Fixed income securities	42%	52%
Equity securities	18%	23%
Other	40%	25%
Total	100%	100%

Certain investments are in funds measured at net asset value as presented in the fair value table below.

The plans' asset allocation includes a mix of fixed income and other investments designed to reduce volatility and equity investments designed to maintain funding ratios and long-term financial health of the plan. The equity investments are diversified across U.S. and international stocks as well as growth, value and small and large capitalization.

Dole employs a total return investment approach whereby a mix of fixed income, equity and other investments is used to maximize the long-term return of plan assets with a prudent level of risk. The objectives of this strategy are to achieve full funding of the accumulated benefit obligation and to achieve investment experience over time that will minimize pension expense volatility and minimize Dole's contributions required to maintain full funding status. Risk tolerance is established through careful consideration of plan liabilities, plan funded status and corporate financial condition. Investment risk is measured and monitored on an ongoing basis through annual liability measurements, periodic re-liability studies and quarterly investment portfolio reviews.

Dole determines the expected return on pension plan assets based on an expectation of average annual returns over an extended period of years. Dole also considers the weighted-average historical rate of returns on investments with similar characteristics to those in which Dole's pension assets are invested.

#### Fair Value of Retirement Plan Assets

Dole estimates the fair value of its retirement plan assets based on current quoted market prices. In instances where quoted market prices are not readily available, the fair value of the investments is estimated by the trustee. In obtaining such data from the trustee, Dole has evaluated the methodologies used to develop the estimate of fair value in order to assess whether such valuations are representative of fair value, including net asset value. Fair values for Level 1 investments are determined based on quoted prices (unadjusted) in active markets that are accessible at the measurement date for identical assets or liabilities. For Level 2 investments, the fair values are determined using observable prices that are based on inputs not quoted on active markets but corroborated by market data. There were no identified Level 3 investments as of December 31, 2023 and December 31, 2022.

The carrying value and estimated fair values of Dole's retirement plan assets are summarized below:

	Fair Value Measurements as of December 31, 2023 Using			Total
	Quoted Prices in Active Markets for Identical Assets (Level 1)	Significant Other Observable Inputs (Level 2)	Significant Unobservable Inputs (Level 3)	
	(U.S. Dollars in thousands)			
Cash and cash equivalents	\$ 7,404	\$ —	\$ —	\$ 7,404
Fixed-income securities	23,790	111,281	—	135,071
Insurance contracts	—	34,288	—	34,288
Equity securities	34,127	17,886	—	52,013
Other	2,071	5,493	—	7,564
Investments measured at fair value	67,392	168,948	—	236,340
Investments measured at net asset value				70,074
Total plan assets at fair value	\$ 67,392	\$ 168,948	\$ —	\$ 306,414

Fair Value Measurements as of December 31, 2022 Using				
	Quoted Prices in Active Markets for Identical Assets (Level 1)	Significant Other Observable Inputs (Level 2)	Significant Unobservable Inputs (Level 3)	Total
	(U.S. Dollars in thousands)			
Cash and cash equivalents	\$ 5,695	\$ 8,854	\$ —	\$ 14,549
Fixed-income securities	33,260	100,964	—	134,224
Insurance contracts	—	16,627	—	16,627
Equity securities	4,930	22,671	—	27,601
Other	8,682	8,135	—	16,817
Investments measured at fair value	52,567	157,251	—	209,818
Investments measured at net asset value				92,313
Total plan assets at fair value	\$ 52,567	\$ 157,251	\$ —	\$ 302,131

The table below sets forth a summary of the transfers and purchases of the plans' Level 3 assets for the year ended December 31, 2022:

	Fair Value Measurements Using Significant Unobservable Inputs (Level 3)		
	Common Collective Trusts	Interest in 103-12 Investment Companies	Total
	(U.S. Dollars in thousands)		
Balance as of December 31, 2021	\$ 122	\$ 8,058	\$ 8,180
Settlements and reclassifications	(122)	(8,058)	(8,180)
Balance as of December 31, 2022	\$ —	\$ —	\$ —

**Plan Contributions and Estimated Future Benefit Payments**

During the year ended December 31, 2023, Dole contributed \$0.5 million to its qualified U.S. pension plan. These contributions were made to comply with minimum funding requirements under the Internal Revenue Code without regard to interest rate stabilization. Future contributions to the U.S. pension plan in excess of the minimum funding requirement are voluntary and may change depending on Dole's operating performance or at management's discretion. Contributions and benefits paid directly by Dole related to its other U.S. and international pension and OPRB plans totaled \$19.4 million during the year ended December 31, 2023.

Dole expects to make \$5.5 million of contributions and \$16.8 million of direct benefit payments related to its pension and OPRB plans in fiscal year 2024.

The following table presents estimated future benefit payments:

	U.S. Pension Plans	International Pension Plans	OPRB Plans
	(U.S. Dollars in thousands)		
2024	\$ 19,677	\$ 18,817	\$ 2,137
2025	18,733	13,517	2,017
2026	17,879	14,971	1,858
2027	17,065	15,421	1,499
2028	16,250	15,587	1,340
Thereafter	68,254	80,480	5,110
Total	\$ 157,858	\$ 158,793	\$ 13,961

**Defined Contribution Plans and Other Arrangements**

Dole offers defined contribution plans to eligible employees. Such employees may defer a percentage of their annual compensation in accordance with plan guidelines. Some of these plans provide for a company match that is subject to a maximum contribution as defined by the plan. Dole's contributions to its defined contribution plans totaled \$23.4 million, \$21.4 million and \$15.7 million for the years ended December 31, 2023, December 31, 2022 and December 31, 2021, respectively.

Dole is also party to various industry-wide collective bargaining agreements that provide pension benefits. Total contributions to multi-employer defined benefit plans for eligible participants were not material for the years ended December 31, 2023, December 31, 2022, and December 31, 2021.

Dole has numerous collective bargaining agreements with various unions covering approximately 30.3% of Dole's workforce. Of these unionized employees, 28.1% are covered under a collective bargaining agreement that will expire within one year, and the remaining 71.9% are covered under collective bargaining agreements expiring beyond the upcoming year. These agreements are subject to periodic negotiation and renewal. Failure to renew any of these collective bargaining agreements may result in a strike or work stoppage; however, management does not expect that the outcome of these negotiations and renewals will have a material adverse impact on Dole's financial condition or results of operations.

**NOTE 16 — LEASES**

**Lease Position**

The following tables present the lease-related assets and liabilities recorded in the consolidated balance sheets:

2024071808

	Lease-related assets as of December 31, 2023		Lease-related assets as of December 31, 2022	
	Operating lease right-of-use assets	Property, plant & equipment, net	Operating lease right-of-use assets	Property, plant & equipment, net
	(U.S. Dollars in thousands)			
Operating leases	\$ 340,458	\$ —	\$ 293,658	\$ —
Finance leases	—	31,618	—	29,177
	<u>\$ 340,458</u>	<u>\$ 31,618</u>	<u>\$ 293,658</u>	<u>\$ 29,177</u>
<b>Lease-related liabilities as of December 31, 2023</b>				
	Current maturities of operating leases	Operating leases, less current maturities	Current portion of long-term debt, net	Long-term debt, net
	(U.S. Dollars in thousands)			
Operating leases	\$ 63,653	\$ 287,991	\$ —	\$ —
Finance leases	—	—	7,573	25,611
	<u>\$ 63,653</u>	<u>\$ 287,991</u>	<u>\$ 7,573</u>	<u>\$ 25,611</u>
<b>Lease-related liabilities as of December 31, 2022</b>				
	Current maturities of operating leases	Operating leases, less current maturities	Current portion of long-term debt, net	Long-term debt, net
	(U.S. Dollars in thousands)			
Operating leases	\$ 57,372	\$ 246,723	\$ —	\$ —
Finance leases	—	—	6,609	23,276
	<u>\$ 57,372</u>	<u>\$ 246,723</u>	<u>\$ 6,609</u>	<u>\$ 23,276</u>

**Lease Terms and Discount Rates**

The weighted-average remaining lease term and discount rate for the Company's lease profile as of December 31, 2023 and December 31, 2022 was as follows:

	December 31, 2023	December 31, 2022
Weighted-average remaining lease term (in years):		
Operating leases	8.0	8.2
Finance leases	5.9	5.9
Weighted-average discount rate (%):		
Operating leases	5.2%	4.5%
Finance leases	4.2%	3.7%

**Lease Costs**

The following table presents certain information related to lease costs for finance and operating leases for the years ended December 31, 2023, December 31, 2022 and December 31, 2021

	Year Ended		
	December 31, 2023	December 31, 2022	December 31, 2021
Finance lease costs:			
Depreciation of lease assets	\$ 6,852	\$ 9,740	\$ 6,610
Interest on lease liabilities	1,188	1,223	968
Operating lease costs	61,872	65,487	42,506
Short-term lease costs	21,420	14,219	6,786
Variable lease costs	12,320	17,631	6,938
Sublease income	(346)	(684)	(311)
Total lease costs	<u>\$ 103,306</u>	<u>\$ 107,616</u>	<u>\$ 63,497</u>

**Supplementary Cash Flow Data**

The following represents the disaggregation of certain cash flow supplementary data by finance and operating lease classifications:

	Year Ended		
	December 31, 2023	December 31, 2022	December 31, 2021
Cash paid for amounts included in the measurement of lease liabilities:			
Operating cash flows from finance leases	\$ 1,188	\$ 1,223	\$ 968
Operating cash flows from operating leases	63,844	66,684	33,322
Financing cash flows from finance leases	7,393	8,183	6,332

	Year Ended		
	December 31, 2023	December 31, 2022	December 31, 2021
Right-of-use assets obtained in exchange for finance lease liabilities	\$ 9,045	\$ 776	\$ 5,441
Right-of-use assets obtained in exchange for operating lease liabilities	86,907	91,063	21,717

The following table reconciles the undiscounted cash flows for each of the first five years and total remaining years to the finance and operating lease liabilities recorded on the balance sheet as of December 31, 2023:

	Finance Leases	Operating Leases
	(U.S. Dollars in thousands)	
2024	\$ 7,934	\$ 75,893
2025	9,740	69,661
2026	4,138	59,316
2027	4,108	53,167
2028	4,196	36,771
Thereafter	7,202	133,325
Total lease payments	\$ 37,318	\$ 428,133
Less: present value discount	(4,134)	(76,483)
	\$ 33,184	\$ 351,650

**Related Party Lease Transactions**

In the ordinary course of business, Dole enters into a number of lease agreements with related parties. During the periods presented, Dole, as a lessee, had the following lease liability balances with related parties:

	Lease-related Liabilities with Related Parties as of December 31, 2023		Lease-related Liabilities with Related Parties as of December 31, 2022	
	Current maturities of operating leases	Operating leases, less current maturities	Current maturities of operating leases	Operating leases, less current maturities
	(U.S. Dollars in thousands)			
Operating leases	\$ 4,179	\$ 18,136	\$ 3,787	\$ 22,194
Finance leases	895	—	1,053	895
	\$ 5,074	\$ 18,136	\$ 4,840	\$ 23,089

See Note 20 "Related Party Transactions" for revenues and expenses related to leases with related parties.

**Lessor Accounting**

The company leases various types of owned properties to external parties, mainly through operating lease agreements. Leasing assets to external parties is not significant to Dole's operations. Rental income recognized on agreements where Dole acted as the lessor was as follows:

	Year Ended		
	December 31, 2023	December 31, 2022	December 31, 2021
	(U.S. Dollars in thousands)		
Rental income:			
Other income, net	\$ 8,633	\$ 11,005	\$ 4,979

**NOTE 17 — DERIVATIVE FINANCIAL INSTRUMENTS**

Dole is exposed to foreign currency exchange rate fluctuations, bunker fuel price fluctuations and interest rate changes in the normal course of its business. As part of its risk management strategy, Dole uses derivative instruments to hedge some of these exposures. Dole's objective is to offset gains and losses resulting from these exposures with losses and gains from the derivative contracts used to hedge them, thereby reducing the volatility of earnings. Dole does not hold or issue derivative financial instruments for trading or speculative purposes. The types of derivative instruments utilized by Dole are described below:

**Foreign currency hedges:** Dole enters into foreign currency exchange forward and option contracts to hedge exposure to changes in certain foreign currency exchange rates. Dole enters into fair value hedges to hedge foreign currency exposure of non-functional currency assets and liabilities and cash flow hedges to hedge foreign currency exposure of forecasted revenue, cost of sales and operating expenses.

*Interest rate swaps.* Dole enters into interest rate swaps to mitigate a significant portion of the interest rate risk associated with its variable-rate debt.

In June 2023, Dole amended \$700.0 million notional value of its interest rate swaps to change the benchmark interest rate from U.S. dollar LIBOR to SOFR. In addition, the floor for each of the swaps that have been designated to hedge Term Loan A borrowings was changed to (0.10%), and the floor for each of the swaps that have been designated to hedge Term Loan B borrowings was changed to (0.11%). The fixed rate of each swap was adjusted to account for the market value difference between the LIBOR and SOFR reference rates.

The interest rate swaps pay a fixed rate of interest at rates between 0.42% and 2.50%, with the receiving rates variable based on SOFR, which were between 5.35% and 5.38% as of December 31, 2023. All interest rate swap arrangements are classified within the consolidated balance sheets based on ultimate maturity date of the arrangement.

*Bunker fuel contracts.* Dole incurs significant fuel costs from shipping products from sourcing locations to end customer markets. As a result, Dole is exposed to commodity and fuel cost risks and enters into bunker fuel contracts to hedge the risk of unfavorable fuel prices.

***Hedge Accounting Election***

The Company performs an analysis of its hedging portfolio at inception and on a quarterly basis. The Company uses the following criteria in evaluating derivative instruments for hedge accounting.

1. Hedged risk is eligible
2. Hedged item or transaction is eligible
3. Hedging instrument is eligible
4. Hedging relationship is highly effective
5. Designation and documentation requirements are met

Dole designates the interest rate swaps and certain foreign currency cash flow hedges for hedge accounting and records the changes in fair value of these instruments in accumulated other comprehensive loss. The changes in fair value of foreign currency fair value hedges, non-designated cash flow hedges and bunker fuel hedges are recorded in earnings.

***Notional Amounts of Derivative Instruments***

Dole had the following derivative instruments outstanding as of December 31, 2023

	<u>Aggregate Notional Amount</u>
Foreign currency forward contracts by currency:	
United States dollar	\$29.6 million
Euro	€357.4 million
British pound sterling	£9.0 million
Swedish krona	SEK22.0 million
Chilean peso	CLP\$25.6 billion
Interest rate swap contract	\$700.0 million

**Quantitative Disclosures**

Derivatives are presented gross in the consolidated balance sheets. The following table presents the balance sheet location and fair value of the derivative instruments by type:

	Fair Value Measurements as of December 31, 2023		
	Other Receivables	Other Assets	Accrued Liabilities
	(U.S. Dollars in thousands)		
Foreign currency forward contracts:			
Cash flow hedges	\$ 1,141	\$ —	\$ (5,543)
Non-designated cash flow hedges	140	—	(346)
Fair value hedges	607	—	(986)
Bunker fuel hedges	—	—	(129)
Interest rate swap contracts	7,305	29,868	—
	<u>\$ 9,193</u>	<u>\$ 29,868</u>	<u>\$ (7,004)</u>
	Fair Value Measurements as of December 31, 2022		
	Other Receivables, net	Other Assets	Accrued Liabilities
	(U.S. Dollars in thousands)		
Foreign currency forward contracts:			
Cash flow hedges	\$ 490	\$ —	\$ (5,726)
Non-designated cash flow hedges	872	—	(206)
Fair value hedges	4	—	—
Bunker fuel hedges	—	—	(3,396)
Interest rate swap contracts	—	59,104	—
	<u>\$ 1,366</u>	<u>\$ 59,104</u>	<u>\$ (9,328)</u>

Refer to Note 18 "Fair Value Measurements" for the presentation of fair value instruments within the consolidated balance sheets, which includes derivative financial instruments.

The following tables represent Dole's realized and unrealized derivative gains (losses) and respective location in the financial statements for all derivative instruments for the years ended December 31, 2023, December 31, 2022 and December 31, 2021:

	Year Ended December 31, 2023		
	Gains (losses) deferred in Accumulated Other Comprehensive Loss	Cost of Sales	Other income, net
	(U.S. Dollars in thousands)		
Realized (losses) gains:			
Cash flow hedges	\$ —	\$ (8,461)	\$ —
Non-designated cash flow hedges	—	1,285	—
Fair value hedges	—	—	639
Bunker fuel hedges	—	(1,020)	—
Total net realized (losses) gains	<u>\$ —</u>	<u>\$ (8,196)</u>	<u>\$ 639</u>
Unrealized (losses) gains:			
Cash flow hedges	\$ 790	\$ —	\$ —
Non-designated cash flow hedges	—	(440)	—
Fair values hedges	—	—	(843)
Bunker fuel hedges	—	2,875	—
Interest rate swap contracts	(21,931)	—	—
Total net unrealized (losses) gains	<u>\$ (21,141)</u>	<u>\$ 2,435</u>	<u>\$ (843)</u>

	Year Ended December 31, 2022		
	Gains (losses) deferred in Accumulated Other Comprehensive Loss	Cost of Sales	Other income, net
	(U.S. Dollars in thousands)		
<b>Realized gains</b>			
Cash flow hedges	\$ —	\$ 22,546	\$ —
Non-designated cash flow hedges	—	3,341	—
Fair value hedges	—	—	—
Bunker fuel hedges	—	2,834	—
<b>Total net realized gains</b>	<b>\$ —</b>	<b>\$ 28,721</b>	<b>\$ —</b>
<b>Unrealized gains (losses):</b>			
Cash flow hedges	\$ (6,380)	\$ —	\$ —
Non-designated cash flow hedges	—	589	—
Fair value hedges	—	—	469
Bunker fuel hedges	—	(3,437)	—
Interest rate swap contracts	49,002	—	—
<b>Total net unrealized gains (losses)</b>	<b>\$ 42,622</b>	<b>\$ (2,848)</b>	<b>\$ 469</b>
	Year Ended December 31, 2021		
	Gains deferred in Accumulated Other Comprehensive Loss	Cost of Sales	Other income, net
	(U.S. Dollars in thousands)		
<b>Realized gains (losses):</b>			
Cash flow hedges	\$ —	\$ 2,399	\$ —
Non-designated cash flow hedges	—	(403)	—
Bunker fuel hedges	—	2,358	—
<b>Total net realized gains</b>	<b>\$ —</b>	<b>\$ 4,354</b>	<b>\$ —</b>
<b>Unrealized gains (losses):</b>			
Cash flow hedges	\$ 1,336	\$ —	\$ —
Non-designated cash flow hedges	—	388	—
Bunker fuel hedges	—	(1,645)	—
Interest rate swap contracts	10,102	—	—
<b>Total net unrealized gains (losses)</b>	<b>\$ 11,438</b>	<b>\$ (1,257)</b>	<b>\$ —</b>

As of December 31, 2023, the Company expects approximately \$18.3 million of deferred net gains from cash flow hedges to be reclassified from accumulated other comprehensive loss into earnings over the next 12 months. Of the \$18.3 million of net deferred gains, \$22.7 million relates to deferred gains on interest rate swap contracts and is expected to offset future interest expense on Term Loan A and Term Loan B, and \$4.4 million relates to net deferred losses on cash flow hedges and is expected to offset future operational losses on foreign currency exchange rates. Refer to Note 21 "Stockholders' Equity" for details on reclassifications out of accumulated other comprehensive loss for the years ended December 31, 2023, December 31, 2022 and December 31, 2021.

#### NOTE 18 — FAIR VALUE MEASUREMENTS

The inputs used to measure fair value are based on a hierarchy that prioritizes observable and unobservable inputs used in valuation techniques. These levels, in order of highest to lowest priority, are described below

*Level 1.* Quoted prices (unadjusted) in active markets that are accessible at the measurement date for identical assets or liabilities.

*Level 2.* Observable prices that are based on inputs not quoted on active markets but corroborated by market data.

*Level 3.* Unobservable inputs that are not corroborated by market data.

## Fair Value of Assets and Liabilities Measured at Fair Value on a Recurring Basis

The following tables present the fair values of the Company's assets and liabilities remeasured at fair value as of December 31, 2023 and December 31, 2022.

		Fair Value Measurements as of December 31, 2023 Using			
Balance Sheet Classification		Quoted Prices in Active Markets for Identical Assets (Level 1)	Significant Other Observable Inputs (Level 2)	Significant Unobservable Inputs (Level 3)	Total
(U.S. Dollars in thousands)					
Foreign currency forward contracts:	Other receivables, net	\$ —	\$ 9,193	\$ —	\$ 9,193
	Accrued liabilities	—	(6,875)	—	(6,875)
Bunker fuel hedges:	Accrued liabilities	—	(129)	—	(129)
Interest rate swap contracts:	Other assets	—	29,868	—	29,868
Rabbi Trust investments:					
	Short-term investments	—	—	5,899	5,899
	Long-term investments	—	—	15,970	15,970
Contingent consideration:					
	Contingent consideration	—	—	(1,788)	(1,788)
	Contingent consideration, less current portion	—	—	(7,327)	(7,327)
Total		\$ —	\$ 32,057	\$ 12,754	\$ 44,811
		Fair Value Measurements as of December 31, 2022 Using			
Balance Sheet Classification		Quoted Prices in Active Markets for Identical Assets (Level 1)	Significant Other Observable Inputs (Level 2)	Significant Unobservable Inputs (Level 3)	Total
(U.S. Dollars in thousands)					
Foreign currency forward contracts:	Other receivables, net	\$ —	\$ 1,366	\$ —	\$ 1,366
	Accrued liabilities	—	(5,932)	—	(5,932)
Bunker fuel hedges:	Accrued liabilities	—	(3,396)	—	(3,396)
Interest rate swap contracts:	Other assets	—	59,104	—	59,104
Rabbi Trust investments:					
	Short-term investments	—	—	5,367	5,367
	Long-term investments	—	—	16,498	16,498
Contingent consideration:					
	Contingent consideration	—	—	(1,791)	(1,791)
	Contingent consideration, less current portion	—	—	(5,022)	(5,022)
Total		\$ —	\$ 51,142	\$ 15,052	\$ 66,194

The table below sets forth a summary of changes in the fair value of the Level 3 investments, excluding contingent consideration and pension assets, for the years ended December 31, 2023 and December 31, 2022

	Fair Value Measurements Using Significant Unobservable Inputs (Level 3) (U.S. Dollars in thousands)
Balance as of December 31, 2021	\$ 29,548
Net realized and unrealized losses recognized in earnings	(3,835)
Plan contributions	458
Plan distributions	(4,306)
Balance as of December 31, 2022	21,865
Net realized and unrealized losses recognized in earnings*	1,872
Plan contributions	1,153
Plan distributions	(3,021)
Balance as of December 31, 2023	\$ 21,869

\* Net amount comprised realized losses of \$0.3 million and unrealized losses of \$1.6 million recorded in other income, net, in the consolidated statements of operations

The assets and liabilities that are required to be recorded at fair value on a recurring basis are derivative instruments, contingent consideration and Rabbi Trust investments. The fair values of the Company's derivative instruments are determined using Level 2 inputs, which are defined as "observable prices that are based on inputs not quoted on active markets but corroborated by market data." The fair values of the foreign currency forward contracts, the interest rate swaps and bunker fuel hedges were estimated using internal discounted cash flow calculations based upon forward foreign currency exchange rates, bunker fuel futures, interest rate yield curves or quotes obtained from brokers for contracts with similar terms, less any credit valuation adjustments based on Dole's own credit risk and any counterparties' credit risk.

Dole sponsors a non-qualified deferred compensation plan and a frozen non-qualified supplemental defined benefit plan for executives. The plans are funded through investments in Rabbi Trusts. Securities are recorded at fair value with realized and unrealized holding gains or losses included in earnings. As of December 31, 2023, securities totaled \$21.9 million, of which \$5.9 million was classified as short-term and included in short-term investments in the consolidated balance sheets, and \$16.0 million was classified as long-term and included in long-term investments in the consolidated balance sheets. As of December 31, 2022, securities totaled \$21.9 million of which \$5.4 million was classified as short-term and \$16.5 million was classified as long-term. Dole estimates the fair value of its Rabbi Trust investments using prices provided by its custodian, which are based on various third-party pricing services or valuation models developed by the underlying fund managers. The Rabbi Trust investments are held by the custodian in various Master Trust Units ("MTUs"), where the fair value is derived from the individual investment components. Each investment within the MTU is individually valued, after considering gains, losses, contributions and distributions, and the collective value of the MTU represents the total fair value. Dole has evaluated the methodologies used by the custodian to develop the estimate of fair value and assessed whether such valuations are representative of fair value, including net asset value. Dole has determined the valuations to be Level 3 inputs, because they are based upon significant unobservable inputs.

The table below sets forth a summary of changes in the fair value of the Level 3 contingent consideration for the years ended December 31, 2023 and December 31, 2022:

	Fair Value Measurements Using Significant Unobservable Inputs (Level 3) (U.S. Dollars in thousands)
Balance as of December 31, 2021	\$ (7,260)
Additions	(2,907)
Payments	2,909
Remeasurement gain	14
Foreign exchange impact	431
Balance as of December 31, 2022	(6,813)
Additions	(3,854)
Payments	1,662
Remeasurement gain	91
Foreign exchange impact	(201)
Balance as of December 31, 2023	\$ (9,115)

2024071208720

The carrying value of contingent consideration in the consolidated balance sheets approximates fair value based on the present value of the expected payments, discounted using a risk-adjusted rate. The expected payments are determined by forecasting the acquiree's earnings over the applicable period. Dole has determined the valuations are Level 3 inputs, because they are based upon significant unobservable inputs.

**Fair Value of Financial Instruments**

In estimating the Company's fair value disclosures for financial instruments, Dole used the following methods and assumptions:

*Cash and cash equivalents:* These items have carrying values reported in the consolidated balance sheets that approximate fair value due to their liquid nature, and they are classified as Level 1.

*Short-term trade and grower receivables:* These items have carrying values reported in the consolidated balance sheets that are net of allowances, and they are classified as Level 2.

*Trade payables:* These items have carrying values reported in the consolidated balance sheets that approximate fair value, and they are classified as Level 2.

*Notes receivable and notes payable:* These items have carrying values reported in the consolidated balance sheets that approximate fair value, and they are classified as Level 2.

*Long-term grower receivables:* These items have carrying values reported in the consolidated balance sheets that are net of allowances, and they are classified as Level 2.

*Finance and operating leases:* The carrying value of finance lease obligations reported in the consolidated balance sheets approximates fair value based on current interest rates, which contain an element of default risk. The fair value of finance lease obligations is estimated using Level 2 inputs based on quoted prices for those or similar instruments. For operating leases, Dole uses the rate implicit in the lease to discount lease payments to present value, when available. However, most leases do not provide a readily determinable implicit rate. Therefore, the Company's incremental borrowing rate is used to discount the lease payments based on information available at lease commencement.

*Interest-bearing loans and borrowings:* For floating rate interest-bearing loans and borrowings with a contractual repricing date of less than one year, the nominal amount is deemed to reflect fair value. For loans with repricing dates of greater than one year, fair value is calculated based on the present value of the expected future principal and interest cash flows, discounted at interest rates effective at the reporting date and adjusted for movements in credit spreads. Based on these inputs, these instruments are classified as Level 2.

**Fair Value of Debt**

Dole estimates the fair value of its Term Loan A and Term Loan B based on the bid side of current quoted market prices.

The carrying value, net of debt issuance costs, and gross estimated fair value of these term loans based on Level 2 inputs in the fair value hierarchy are summarized below:

	December 31, 2023	December 31, 2022
	(U.S. Dollars in thousands)	
Carrying value, net of unamortized debt issuance costs	\$ 796,857	\$ 806,326
Unamortized debt issuance costs	14,118	17,549
Gross carrying value	<u>\$ 810,975</u>	<u>\$ 823,875</u>
Estimated fair value	\$ 809,961	\$ 795,039

See Note 14 “Debt” for additional detail on long-term debt instruments

**Credit Risk**

The counterparties to the foreign currency exchange contracts consist of a number of major international financial institutions. Dole has established counterparty guidelines and regularly monitors its positions and the financial strength of these institutions. While counterparties to hedging contracts expose Dole to credit-related losses in the event of a counterparty’s non-performance, the risk would be limited to the unrealized gains on such affected contracts. Dole does not anticipate any such losses.

**NOTE 19 — CONTINGENCIES**

**Guarantees and Other Contingencies**

Dole provides guarantees for obligations of subsidiaries to third parties directly and indirectly through letters of credit from its revolving credit facilities, other major banking institutions and surety bonds issued by insurance companies. These letters of credit, bank guarantees and surety bonds are required by certain regulatory authorities, suppliers and other operating agreements and generally have contract terms of one to twenty years, often with an option to renew. As of December 31, 2023 and December 31, 2022, total letters of credit, bank guarantees and surety bonds outstanding under these arrangements were \$48.6 million and \$61.4 million, respectively, which represents the maximum potential future payments that Dole could be required to make.

Additionally, the Company guarantees certain bank borrowings and other obligations of certain equity method investees. As of December 31, 2023 and December 31, 2022, total guarantees under these arrangements were \$6.4 million and \$9.2 million, respectively, which represents the maximum potential future payments that Dole could be required to make.

Each of the following Irish registered subsidiaries of the Company may avail of the exemption from filing its statutory financial statements for the year ended December 31, 2023 as permitted by Section 357 of the Companies Act 2014. If any of these Irish registered subsidiaries of the Company elects to avail of this exemption, there will be in force an irrevocable guarantee from the Company in respect of all commitments entered into by such wholly-owned subsidiary, including amounts shown as liabilities (within the meaning of Section 357 (1) (b) of the Companies Act 2014) in such wholly-owned subsidiary’s statutory financial statements for the year ended December 31, 2023:

- Dole Management Services Limited
- Finante Limited
- Total Produce International Holdings Limited
- Dole Ireland Limited
- Uniplumo (Ireland) Limited
- Dole Receivables DAC

*Hawaii Spillway*

In February of 2020, the State of Hawaii and Department of Land and Natural Resources provided notice to Dole of a deficiency in the spillway and embankment stability of a Company-owned reservoir that requires mediation by 2025. Dole contracted a third party to perform an improvement study which resulted in an estimate of costs to modify the spillway of approximately \$20.0 million. On July 5, 2023, Hawaii Senate Bill 833 was signed into law by the Governor of Hawaii, pursuant to which the Office of the Governor will negotiate the acquisition of Dole's interests in the reservoir and associated irrigation system. The bill also appropriates funds for the State to repair and maintain the irrigation system and the associated spillway. The Company does not deem a resulting loss from the contingency associated with the costs to modify the spillway to be probable and, thus, has not recognized a liability in the consolidated balance sheets.

*Legal Contingencies*

Dole is involved from time to time in claims and legal actions incidental to its operations, both as plaintiff and defendant. Legal fees are expensed as incurred or expected to be incurred when the resulting loss from legal matters related to underlying events that have already occurred is probable and estimable. Dole has established what management currently believes to be adequate accruals for pending legal matters. These accruals are established as part of an ongoing worldwide assessment of claims and legal actions that takes into consideration such items as changes in the pending case load (including resolved and new matters), opinions of legal counsel, individual developments in court proceedings, changes in the law, changes in business focus, changes in the litigation environment, changes in opponent strategy and tactics, new developments as a result of ongoing discovery and past experience in defending and settling similar claims. In the opinion of management, after consultation with legal counsel, the claims or actions to which Dole is a party are not expected to have a material adverse effect, individually or in the aggregate, on Dole's results of operations, financial condition or cash flows.

*DBCP Cases:* Dole Food Company, Inc. and certain of its subsidiaries are involved in lawsuits pending in the U.S. and in foreign countries alleging injury because of exposure to the agricultural chemical DBCP (1,2- dibromo-3-chloropropane). Currently, there are approximately 180 lawsuits in various stages of proceedings alleging injury or seeking enforcement of Nicaraguan judgments, most of which are pending in Nicaragua and are inactive. In addition, there are multiple labor cases pending in Costa Rica under that country's national insurance program.

Settlements have been reached that, when fully implemented, will significantly reduce DBCP litigation in Nicaragua and the Philippines. Currently, claimed damages in DBCP cases worldwide total approximately \$17.8 billion, with lawsuits in Nicaragua representing almost all of this amount. 24 of the cases in Nicaragua have resulted in judgments, although many of these are being eliminated as part of the current settlements. The Company believes that none of the Nicaraguan judgments that remain will be enforceable against any Dole entity in the U.S. or in any other country.

As to all the DBCP matters, Dole has denied liability and asserted substantial defenses. The Company believes there is no reliable scientific basis for alleged injuries from the agricultural field application of DBCP. Although no assurance can be given concerning the outcome of the DBCP cases, in the opinion of management, after consultation with legal counsel and based on experience defending and resolving DBCP claims, neither the pending lawsuits and claims nor their resolution are expected to have a material adverse effect on Dole's financial position or results of operations, because the probable loss is not material.

*Former Shell Site* Beginning in 2009, Shell Oil Company and Dole Food Company, Inc. were sued in several cases filed in Los Angeles Superior Court by the City of Carson and persons claiming to be current or former residents in the area of a housing development built in the 1960's by a predecessor of what is now a Dole subsidiary, Barclay Hollander Corporation ("BHC"), on land that had been owned and used by Shell as a crude oil storage facility for 40 years prior to the housing development. The homeowner and City of Carson complaints have been settled and the litigation has been dismissed. On May 6, 2013, Shell filed a complaint against Dole Food Company, Inc. (which was later voluntarily dismissed), BHC and Lomita Development Company ("Lomita"), seeking indemnity for the costs associated with the lawsuits discussed above (approximately \$90.0 million plus attorney fees) and for the cleanup discussed below (approximately \$310.0 million). Shell's indemnification claims were based on an early entry side agreement between Shell and an entity related to BHC and on claims based in equity. The trial court dismissed Shell's contract-based claims and eliminated Shell's demands for indemnification related to the homeowner and City of Carson cases. Shell's equitable claims related to the cleanup costs were tried and, on November 9, 2022, the jury delivered a verdict deciding that Shell properly incurred and will incur a total of \$266.6 million in cleanup costs, and that BHC should bear 50.0% of those costs, or \$133.3 million. BHC has filed an appeal. In June 2023, the trial court granted Shell's motion to add Dole Food Company, Inc. to the BHC judgment as an alter ego of BHC and ordered Shell to reimburse BHC approximately \$26.7 million in attorney's fees, which serves as an offset to the BHC judgment amount. Dole Food Company, Inc., has appealed the alter ego ruling and secured a bond sufficient to stay enforcement of the judgement. Shell has appealed the award of the attorney's fees.

The California Regional Water Quality Control Board ("Water Board") is supervising the cleanup on the former Shell site. On March 11, 2011, the Water Board issued a Cleanup and Abatement Order ("CAO") naming Shell as the Discharger and a Responsible Party and ordering Shell to assess, monitor and cleanup and abate the effects of contaminants discharged to soil and groundwater at the site. On April 30, 2015, the CAO was amended to also name BHC as a discharger. BHC appealed this CAO revision to the California State Water Resources Control Board, which appeal was denied by operation of law when the Water Board took no action. On September 30, 2015, BHC filed a writ petition in the Superior Court challenging the CAO on several grounds. The trial court denied BHC's petition, which denial was subsequently upheld by the California Court of Appeals, thereby ending BHC's challenge to the CAO revision naming BHC as a discharger. In the opinion of management, after consultation with legal counsel, the claims or actions related to the CAO are not expected to have a material adverse effect, individually or in the aggregate, on Dole's results of operations, financial condition or cash flows, because management believes the risk of loss is remote.

**NOTE 20 — RELATED PARTY TRANSACTIONS**

Balmoral International Land Holdings plc ("Balmoral") is a related party of Dole plc, because the Chair of the Board of Dole plc is also the Chair of the Board of Balmoral. In the years ended December 31, 2023, December 31, 2022 and December 31, 2021, a subsidiary of Dole sub-leased or leased buildings to or from Balmoral, was in receipt of property management services from Balmoral and provided IT management services to Balmoral. For the years ended December 31, 2023, December 31, 2022 and December 31, 2021, total net expenses related to Balmoral were \$1.9 million, \$2.0 million and \$1.6 million, respectively.

Balkan Investment Company ("Balkan") is a related party of the Company, because it is the beneficial owner of more than 5% of the Company's Ordinary shares. In the year ended December 31, 2023, a subsidiary of Dole sub-leased a portion of a building and provided other services to Balkan. Total income received for the years ended December 31, 2023 and December 31, 2022 were \$0.2 million and \$0.1 million, respectively, and not material for the year ended December 31, 2021.

Mr. Murdock is a significant shareholder of Dole plc and former owner of Legacy Dole. Mr. Murdock owns, inter alia, the real estate company, Castle and Cooke, Inc. Net expenses from various companies of Mr. Murdock were \$5.3 million for the year ended December 31, 2023 and primarily relate to the lease of equipment. Net expenses amounted to \$4.3 million and \$0.6 million for the years ended December 31, 2022 and December 31, 2021, respectively.

See Note 22 "Investments in Unconsolidated Affiliates" for details of transactions with equity method investees, Note 16 "Leases" for details of lease-related liabilities with related parties and Note 19 "Contingencies" for details of related party guarantees.

All other transactions with related parties were not material for the years ended December 31, 2023, December 31, 2022 and December 31, 2021, and other outstanding receivables from and payables to related parties were not material as of December 31, 2023 and December 31, 2022.

NOTE 21 — STOCKHOLDERS' EQUITY

*Common Stock*

As of December 31, 2023, the Company was authorized to issue 600.0 million total shares of capital stock, consisting of 300.0 million shares of common stock and 300.0 million shares of preferred stock. As of December 31, 2023, there were 94.9 million shares of common stock outstanding and no shares of preferred stock outstanding.

A rollforward of share activity as of December 31, 2023 and December 31, 2022 was as follows:

	Amount (In thousands)
Outstanding shares as of December 31, 2021	94,878
Net shares issued related to stock-based compensation	21
Outstanding shares as of December 31, 2022	94,899
Net shares issued related to stock-based compensation	30
Outstanding shares as of December 31, 2023	94,929

*Stock-Based Compensation*

The Company's primary stock-based compensation plan is the 2021 Omnibus Incentive Compensation Plan ("the Plan"), under which to date, share options and two different types of restricted stock units ("RSUs") have been issued. The purpose of the Plan is to benefit and advance the interests of Dole by attracting, retaining and motivating participants and to compensate participants for contributions to the success of the Company. Upon exercise of stock options or vesting of RSUs, new shares are issued from existing authorization. A total of 7.4 million shares of the Company's common stock were initially reserved for issuance pursuant to the Omnibus Plan. Upon the exercise of any option or vesting of any RSU, the related award is cancelled to the extent of the number of shares exercised or vested, and that number of shares is no longer available under the Plan. If any part of the award terminates without delivery of the related shares, the extent of the award will then be available for future grant under the Plan. As of December 31, 2023, there were 5.7 million shares available for future grant under the Plan and 1.6 million shares available for future issue under awards granted.

For the years ended December 31, 2023 and December 31, 2022, stock-based compensation expense related to the Plan was \$6.1 million and \$4.5 million, respectively, and was not material in the year ended December 31, 2021. Stock-based compensation expense related to the Plan is recorded in selling, marketing, general and administrative expenses in the consolidated statements of operations.

Compensation expense for stock options is determined based on the grant date fair value of the award, calculated using the Black Scholes options-pricing model. Company stock options generally vest over a three year-service period and expire ten years from the date of grant. Forfeitures are estimated on the date of grant based on historical forfeiture rates, and compensation expense is adjusted based on actual forfeitures. The weighted-average grant date fair value per share of stock options granted during 2021 was \$4.47.

In the years ended December 31, 2023 and December 31, 2022, additional RSU awards were issued under the Plan that vest over a one to three year-service period, and new RSU awards were issued under the Plan if certain market conditions are met. Stock compensation expense under the awards that include a market condition is determined based on the grant date fair value of the award, calculated using a Monte Carlo simulation approach. These awards vest over a three-year service period, and forfeitures are estimated on the date of grant based on historical forfeiture rates, with stock compensation expense adjusted based on actual forfeitures. The following table summarizes the assumptions used for estimating the fair values of the stock options and RSUs with a market condition upon grant date:

2024-07-12 09:22

Type of Award	Risk-free interest rate	Expected volatility	Dividend yield	Expected term (years)
For the year ended December 31, 2023: RSUs with a market condition	4.0 %	35.0 %	2.8 %	N/A
For the year ended December 31, 2022: RSUs with a market condition	2.1 %	45.0 %	2.5 %	N/A
For the year ended December 31, 2021: Stock options	0.9 %	32.5 %	1.5 %	6.5

For the year ended December 31, 2023, a rollforward of share-based compensation awards outstanding by number and weighted-average exercise price of stock options or weighted-average grant-date fair value of RSUs and RSUs with a market condition was as follows:

	Stock Options		RSUs		RSUs with a market condition	
	Number of shares	Weighted-average exercise price	Number of shares	Weighted-average grant date fair value	Number of shares	Weighted-average grant date fair value
	(Number of shares in thousands and weighted-average amounts are U.S. dollars per share)					
Outstanding awards as of December 31, 2022	453	\$ 15.72	412	\$ 13.71	400	\$ 13.59
Granted	—	—	253	12.06	209	16.95
Vested	—	—	(58)	10.24	—	—
Forfeited	—	—	(14)	13.52	(49)	11.65
Outstanding awards as of December 31, 2023	453	\$ 15.72	593	\$ 13.35	560	\$ 15.01

The total unrecognized compensation cost related to the unvested awards as of December 31, 2023 was \$8.1 million. The remaining unrecognized compensation cost as of December 31, 2023 will be recognized over a weighted-average period of approximately 1.5 years.

#### Dividends Declared

The following table summarizes dividends per share declared for the years ended December 31, 2023, December 31, 2022 and December 31, 2021:

Date Declared	December 31, 2023		December 31, 2022		December 31, 2021	
	Date Declared	Amount (U.S. Dollars)	Date Declared	Amount (U.S. Dollars)	Date Declared	Amount (U.S. Dollars)
11/15/2023	\$ 0.08	11/16/2022	\$ 0.08	12/2/2021	\$ 0.08	
8/16/2023	\$ 0.08	8/22/2022	\$ 0.08	5/28/2021	\$ 0.03	
5/17/2023	\$ 0.08	5/24/2022	\$ 0.08	1/29/2021	\$ 0.01	
3/6/2023	\$ 0.08	3/14/2022	\$ 0.08			

The following table summarizes total dividends declared for the years ended December 31, 2023, December 31, 2022 and December 31, 2021:

	Year Ended		
	December 31, 2023	December 31, 2022	December 31, 2021
Dividends	\$ (30,750)	\$ (30,582)	\$ (24,699)

(U.S. Dollars in thousands)

Dole's ability to declare and pay dividends is subject to limitations contained in its various debt agreements. As of December 31, 2023, Dole had \$445.5 million available to declare or pay a dividend. See Note 25 "Subsequent Events" for further detail on dividends declared after December 31, 2023.

*Accumulated Other Comprehensive Loss*

Dole's accumulated other comprehensive loss primarily consists of unrealized foreign currency translation gains and losses, unrealized derivative gains and losses and pension and postretirement obligation adjustments. A rollforward of the changes in accumulated other comprehensive loss, disaggregated by component, was as follows for the years ended December 31, 2023, December 31, 2022 and December 31, 2021.

	Changes in Accumulated Other Comprehensive Loss by Component			Total
	Fair Value of Derivatives	Pension & Other Postretirement Benefits	Foreign Currency Translation	
	(U.S. Dollars in thousands)			
Balance as of December 31, 2020	\$ (2,578)	\$ (77,445)	\$ (48,780)	\$ (128,803)
Other comprehensive income (loss) attributable to Dole plc before reclassifications, net of tax	12,764	1,857	(27,669)	(13,048)
Reclassification of pension activity to accumulated other comprehensive loss*	—	15,462	—	15,462
Gross amounts reclassified from accumulated other comprehensive loss	(2,418)	378	1,721	(319)
Income tax effect of amounts reclassified from accumulated other comprehensive loss	863	(74)	—	789
Net other comprehensive income (loss) attributable to Dole plc	11,209	17,623	(25,948)	2,884
Balance as of December 31, 2021	\$ 8,631	\$ (59,822)	\$ (74,728)	\$ (125,919)
Other comprehensive income (loss) attributable to Dole plc before reclassifications, net of tax	54,523	21,530	(38,329)	37,724
Gross amounts reclassified from accumulated other comprehensive loss	(28,522)	1,548	5,445	(21,529)
Income tax effect of amounts reclassified from accumulated other comprehensive loss	5,785	(194)	—	5,591
Net other comprehensive income (loss) attributable to Dole plc	31,786	22,884	(32,884)	21,786
Balance as of December 31, 2022	\$ 40,417	\$ (36,938)	\$ (107,612)	\$ (104,133)
Other comprehensive income (loss) attributable to Dole plc before reclassifications, net of tax	(515)	(8,490)	20,900	11,895
Gross amounts reclassified from accumulated other comprehensive loss	(20,669)	(3,679)	(253)	(24,601)
Income tax effect of amounts reclassified from accumulated other comprehensive loss	5,170	878	—	6,048
Net other comprehensive income (loss) attributable to Dole plc	(16,014)	(11,291)	20,647	(6,658)
Balance at December 31, 2023	\$ 24,403	\$ (48,229)	\$ (86,965)	\$ (110,791)

\*See Note 2 "Basis of Presentation and Summary of Significant Accounting Policies" for details on the reclassification of pension activity in the year ended December 31, 2021.

The following table includes details about gross (gains) losses reclassified from accumulated other comprehensive loss by component of accumulated other comprehensive loss:

	(Gains) losses reclassified out of Accumulated Other Comprehensive Loss in the year ended			Affected line item in the Statement of Operations
	December 31, 2023	December 31, 2022	December 31, 2021	
	(U.S. Dollars in thousands)			
Fair value of Derivatives:				
Interest rate swap contracts	\$ (29,130)	\$ (5,976)	\$ 1,323	Interest expense
Cash flow hedges	8,461	(22,546)	(2,399)	Cost of sales
Cash flow hedges	—	—	(1,342)	Equity method earnings
Foreign currency translation	(253)	5,445	—	Other income, net
Foreign currency translation	—	—	1,721	Equity method earnings
Pension and other postretirement benefits	(3,679)	1,548	2,134	Other income, net
Pension and other postretirement benefits	—	—	(1,756)	Equity method earnings
Total (gains) losses reclassified	\$ (24,601)	\$ (21,529)	\$ (319)	

**NOTE 22 — INVESTMENTS IN UNCONSOLIDATED AFFILIATES**

As of December 31, 2023, Dole's investments in unconsolidated affiliates were \$131.7 million, of which \$128.3 million represented equity method investments, and \$3.4 million represented investments in which Dole does not have significant influence. As of December 31, 2022, Dole's investments in unconsolidated affiliates were \$124.2 million, of which \$120.9 million represented equity method investments, and \$3.3 million represented investments in which Dole does not have significant influence. There are no significant investees in which Dole holds 20.0% or more of their voting stock that are not accounted for using the equity method of accounting.

Dole's consolidated net income includes its proportionate share of the net income or loss of equity method investments in affiliates. When Dole records its proportionate share of net income, it increases equity method earnings in the consolidated statements of operations and the carrying value in that investment in the consolidated balance sheets. Conversely, when Dole records its proportionate share of a net loss, it decreases equity method earnings in the consolidated statements of operations and the carrying value in that investment in the consolidated balance sheets. Cash dividends received from investments in which Dole does not have significant influence are recorded in other income, net, and have historically not been significant.

**Legacy Dole**

Prior to the Acquisition described in Note 4 "Acquisitions and Divestitures", Total Produce had a 45.0% equity ownership interest in Legacy Dole. As a part of the Acquisition, Legacy Dole became a subsidiary of Dole plc and the acquiree of Total Produce. As such, Legacy Dole results are included in the consolidated results of the Company from the Acquisition Date of July 29, 2021 to December 31, 2021.

Summarized financial information for Legacy Dole for the period from January 1, 2021 to July 29, 2021, are as follows in the tables below. Unless otherwise noted, the results included herein represent Legacy Dole's operations rather than the share attributable to the Company.

2024071208724

Summary Statements of Operations:

Revenue, net  
 Cost of sales  
 Selling, marketing, general and administrative expenses  
 Net interest expense  
 Equity method earnings  
 Other income, net  
 Income tax expense  
 Less: Net income attributable to noncontrolling interests  
 Net income attributable to equity shareholders  
 Dole plc share of net income attributable to equity shareholders

Period Ended	
July 29, 2021	
(U.S. Dollars in thousands)	
\$	2,878,597
	(2,601,253)
	(124,417)
	(36,998)
	27
	2,859
	(30,557)
	(1,872)
\$	86,386
\$	38,874

The following table presents sales to and purchases from Legacy Dole for the period from January 1, 2021 to July 29, 2021:

Sales  
 Purchases

Period Ended	
July 29, 2021	
(U.S. Dollars in thousands)	
\$	9,974
	30,856

**Investments in Other Unconsolidated affiliates**

A rollforward of the carrying amount of Dole's investments in unconsolidated affiliates as of December 31, 2023 and December 31, 2022 was as follows:

	Amount (U.S. Dollars in thousands)
Carrying amount as of December 31, 2021	\$ 128,407
Share of income after tax	7,270
Additions	3,450
Subsidiary becoming equity method investment	712
Disposals	(1,087)
Dividends received from investments	(9,391)
Foreign exchange impact and other	(5,127)
Carrying amount as of December 31, 2022	124,234
Share of income after tax	14,721
Additions	532
Subsidiary becoming equity method investment	(84)
Disposals	(1,046)
Dividends received from investments	(9,388)
Foreign exchange impact and other	2,735
Carrying amount as of December 31, 2023	<u>\$ 131,704</u>

The Company recognized income tax expense of \$5.8 million, \$4.4 million and \$0.8 million during the years ended December 31, 2023, December 31, 2022, and December 31, 2021, respectively, related to equity method investments

**Investments in unconsolidated affiliates becoming subsidiaries**

For the year ended December 31, 2023 and December 31, 2022, step-up acquisitions were not material

During the year ended December 31, 2021, in addition to the acquisition of Legacy Dole, the Company purchased additional shares in equity method investees, which resulted in the investees being consolidated as subsidiaries of the Company from the date of acquisition of additional shares. For the year ended December 31, 2021, the following step-up acquisitions occurred.

- Moorberries BV: A grocery wholesaler based in the Netherlands, in which the Company acquired a 100% ownership interest.
- Fruktimporten Stockholm: A grocery wholesaler based in Sweden, in which the Company acquired an 83.2% ownership interest
- OTC Organics BV: A company that specializes in organically grown products based in the Netherlands, in which the Company acquired a 100% ownership interest.

The aggregate total carrying value of these investees was \$4.3 million as of the respective acquisition dates. As part of these acquisitions, the Company paid an aggregate \$8.1 million in cash consideration. The total gain from these step-up acquisitions was \$7.7 million, and goodwill recorded was \$15.2 million after considering the original fair value of the investment held.

**Disposal of equity method investees**

During the year ended December 31, 2023, the Company disposed of its 50% investment in Skyview Cooling Co., a company based in the U.S., which had a carrying value of \$1.1 million as of the disposal date. As a result of this disposal, the Company recognized a gain of \$0.5 million.

During the year ended December 31, 2022, the Company disposed of its 50% investment in Suri Agro Fresh Private Limited, a fresh produce company based in India, which had a carrying value of \$1.1 million as of the disposal date. As a result of this disposal, the Company recognized a \$0.6 million loss.

During the year ended December 31, 2021, the Company disposed of a 50% investment in Peviani S.p.A., a fresh produce company based in Italy, which had a carrying value of \$9.4 million as of the disposal date. As a result of this disposal, the Company recognized a \$1.1 million gain.

#### Summarized Financial Information - Other Investments

Summarized aggregated financial information for all other equity method investments for the years ended December 31, 2023, December 31, 2022 and December 31, 2021 and as of December 31, 2023 and December 31, 2022 are as follows in the tables below. Unless stated otherwise, the information reflects the amounts reported in the financial statements of the investment entities rather than the share attributable to the Company.

#### Summary Statements of Operations:

Revenue, net  
Cost of sales  
Other activity  
Net income  
Net income attributable to Dole plc

	Year Ended		
	December 31, 2023	December 31, 2022	December 31, 2021
	(U.S. Dollars in thousands)		
\$	1,872,916	\$ 1,720,489	\$ 1,760,608
	(1,743,920)	(1,614,293)	(1,601,557)
	(103,921)	(88,759)	(123,603)
\$	25,075	\$ 17,437	\$ 35,448
\$	14,721	\$ 7,270	\$ 14,851

#### Summary Balance Sheets:

Current assets  
Non-current assets  
Current liabilities  
Non-current liabilities  
Noncontrolling interest  
Net assets  
Dole plc share of net assets  
Goodwill  
Carrying amount of investments

	December 31, 2023	December 31, 2022
	(U.S. Dollars in thousands)	
\$	398,628	\$ 334,317
	315,862	297,337
	(295,022)	(221,370)
	(148,892)	(147,507)
	(1,616)	(2,057)
\$	268,960	\$ 260,720
	100,263	94,318
	28,043	26,551
\$	128,306	\$ 120,869

#### Transactions with Other Unconsolidated affiliates

The following table presents sales to and purchases from other investments in unconsolidated affiliates for the years ended December 31, 2023, December 31, 2022 and December 31, 2021:

	Year Ended		
	December 31, 2023	December 31, 2022	December 31, 2021
	(U.S. Dollars in thousands)		
\$	127,642	\$ 121,092	\$ 109,965
	166,676	161,841	141,975

The following tables presents amounts due from and to investments in unconsolidated affiliates as of December 31, 2023 and December 31, 2022:

	December 31, 2023	(U.S. Dollars in thousands)	December 31, 2022
Amounts due from investments in unconsolidated affiliates presented within trade receivables	\$	25,066	\$ 27,503
Amounts due from investments in unconsolidated affiliates presented within other receivables		4,138	3,224
Amounts due to investments in unconsolidated affiliates presented within accounts payable		(10,514)	(8,959)
Amounts due from investments in unconsolidated affiliates presented within other assets		9,220	8,396

**Reconciliation of Equity Method Earnings**

The following table provides a reconciliation of equity method earnings in the consolidated statements of operations for the years ended December 31, 2023, December 31, 2022 and December 31, 2021:

	Year Ended		
	December 31, 2023	December 31, 2022	December 31, 2021
	(U.S. Dollars in thousands)		
Equity method earnings - other than Legacy Dole	\$ 14,721	\$ 7,270	\$ 14,851
Equity method earnings - Legacy Dole	—	—	38,874
Deferred income tax expense related to Legacy Dole	—	—	(10,441)
Share of equity method earnings	14,721	7,270	43,284
Impairment of original 45.0% investment in Legacy Dole	—	—	(122,926)
Gain on preexisting contractual arrangements with Legacy Dole	—	—	93,000
Gain on release of deferred tax reserves attributable to Legacy Dole	—	—	20,124
Gain on release of Legacy Dole indemnities	—	—	4,403
Gain on release of cumulative equity reserves attributable to Legacy Dole	—	—	1,376
Net impact of step-up acquisition of Legacy Dole	—	—	(4,023)
Gain on step-up acquisition of other equity method investments	—	—	7,670
Gain (loss) on disposal of equity method investments	470	(544)	1,096
Equity method earnings	<u>\$ 15,191</u>	<u>\$ 6,726</u>	<u>\$ 48,027</u>

**NOTE 23 — VARIABLE INTEREST ENTITIES**

Judgement is used when determining (i) whether an entity is a VIE; (ii) who are the variable interest holders; (iii) the elements and degree of control that each variable interest holder has; and (iv) ultimately which party is the primary beneficiary ("PB").

**Unconsolidated VIEs**

The VIEs in which Dole has variable interests but is not the PB are not consolidated and are accounted for using the equity method of accounting.

The Company holds variable interests in a fresh produce business, El Parque, which is considered a VIE in which Dole is not the PB. On December 16, 2016, the Company acquired shares in El Parque. As of December 31, 2023, Dole has 50.000% of the series A shares and 49.995% of the series B shares in El Parque, with remaining series A shares held by Inverstones Dona Isidora Limitada ("IDI") and remaining series B shares held by individual investors. The El Parque Board of Directors comprises four members, two from Dole and two from IDI.

Dole and IDI both have equal management representation on the board and equity participation, as only series A shares have voting rights. Further, all significant activities of El Parque are managed by the unanimous consent of the board. Therefore, Dole does not meet the power criteria required to be considered the PB nor holds a controlling financial interest in El Parque.

During the years ended December 31, 2023, December 31, 2022 and December 31, 2021, the Company did not provide any financial support to or guarantees in respect of debt issued by El Parque. Dole's maximum exposure to loss represents the amount that would be absorbed by the Company in the event that all assets held in El Parque had no value. As of December 31, 2023 and December 31, 2022, Dole's maximum exposure to loss in El Parque was equivalent to the carrying value of its investment in the entity of \$11.4 million and \$10.7 million, respectively.

Prior to the Acquisition, Legacy Dole was also a VIE in which the Company was not the PB. Legacy Dole was determined to be a VIE, as the Company's voting interest and economic interest were not proportionate. See Note 22 "Investments in Unconsolidated Affiliates" for further detail.

2407188726  
2023  
2022  
2021  
2020  
2019  
2018  
2017  
2016  
2015  
2014  
2013  
2012  
2011  
2010  
2009  
2008  
2007  
2006  
2005  
2004  
2003  
2002  
2001  
2000  
1999  
1998  
1997  
1996  
1995  
1994  
1993  
1992  
1991  
1990  
1989  
1988  
1987  
1986  
1985  
1984  
1983  
1982  
1981  
1980  
1979  
1978  
1977  
1976  
1975  
1974  
1973  
1972  
1971  
1970  
1969  
1968  
1967  
1966  
1965  
1964  
1963  
1962  
1961  
1960  
1959  
1958  
1957  
1956  
1955  
1954  
1953  
1952  
1951  
1950  
1949  
1948  
1947  
1946  
1945  
1944  
1943  
1942  
1941  
1940  
1939  
1938  
1937  
1936  
1935  
1934  
1933  
1932  
1931  
1930  
1929  
1928  
1927  
1926  
1925  
1924  
1923  
1922  
1921  
1920  
1919  
1918  
1917  
1916  
1915  
1914  
1913  
1912  
1911  
1910  
1909  
1908  
1907  
1906  
1905  
1904  
1903  
1902  
1901  
1900  
1899  
1898  
1897  
1896  
1895  
1894  
1893  
1892  
1891  
1890  
1889  
1888  
1887  
1886  
1885  
1884  
1883  
1882  
1881  
1880  
1879  
1878  
1877  
1876  
1875  
1874  
1873  
1872  
1871  
1870  
1869  
1868  
1867  
1866  
1865  
1864  
1863  
1862  
1861  
1860  
1859  
1858  
1857  
1856  
1855  
1854  
1853  
1852  
1851  
1850  
1849  
1848  
1847  
1846  
1845  
1844  
1843  
1842  
1841  
1840  
1839  
1838  
1837  
1836  
1835  
1834  
1833  
1832  
1831  
1830  
1829  
1828  
1827  
1826  
1825  
1824  
1823  
1822  
1821  
1820  
1819  
1818  
1817  
1816  
1815  
1814  
1813  
1812  
1811  
1810  
1809  
1808  
1807  
1806  
1805  
1804  
1803  
1802  
1801  
1800  
1799  
1798  
1797  
1796  
1795  
1794  
1793  
1792  
1791  
1790  
1789  
1788  
1787  
1786  
1785  
1784  
1783  
1782  
1781  
1780  
1779  
1778  
1777  
1776  
1775  
1774  
1773  
1772  
1771  
1770  
1769  
1768  
1767  
1766  
1765  
1764  
1763  
1762  
1761  
1760  
1759  
1758  
1757  
1756  
1755  
1754  
1753  
1752  
1751  
1750  
1749  
1748  
1747  
1746  
1745  
1744  
1743  
1742  
1741  
1740  
1739  
1738  
1737  
1736  
1735  
1734  
1733  
1732  
1731  
1730  
1729  
1728  
1727  
1726  
1725  
1724  
1723  
1722  
1721  
1720  
1719  
1718  
1717  
1716  
1715  
1714  
1713  
1712  
1711  
1710  
1709  
1708  
1707  
1706  
1705  
1704  
1703  
1702  
1701  
1700  
1699  
1698  
1697  
1696  
1695  
1694  
1693  
1692  
1691  
1690  
1689  
1688  
1687  
1686  
1685  
1684  
1683  
1682  
1681  
1680  
1679  
1678  
1677  
1676  
1675  
1674  
1673  
1672  
1671  
1670  
1669  
1668  
1667  
1666  
1665  
1664  
1663  
1662  
1661  
1660  
1659  
1658  
1657  
1656  
1655  
1654  
1653  
1652  
1651  
1650  
1649  
1648  
1647  
1646  
1645  
1644  
1643  
1642  
1641  
1640  
1639  
1638  
1637  
1636  
1635  
1634  
1633  
1632  
1631  
1630  
1629  
1628  
1627  
1626  
1625  
1624  
1623  
1622  
1621  
1620  
1619  
1618  
1617  
1616  
1615  
1614  
1613  
1612  
1611  
1610  
1609  
1608  
1607  
1606  
1605  
1604  
1603  
1602  
1601  
1600  
1599  
1598  
1597  
1596  
1595  
1594  
1593  
1592  
1591  
1590  
1589  
1588  
1587  
1586  
1585  
1584  
1583  
1582  
1581  
1580  
1579  
1578  
1577  
1576  
1575  
1574  
1573  
1572  
1571  
1570  
1569  
1568  
1567  
1566  
1565  
1564  
1563  
1562  
1561  
1560  
1559  
1558  
1557  
1556  
1555  
1554  
1553  
1552  
1551  
1550  
1549  
1548  
1547  
1546  
1545  
1544  
1543  
1542  
1541  
1540  
1539  
1538  
1537  
1536  
1535  
1534  
1533  
1532  
1531  
1530  
1529  
1528  
1527  
1526  
1525  
1524  
1523  
1522  
1521  
1520  
1519  
1518  
1517  
1516  
1515  
1514  
1513  
1512  
1511  
1510  
1509  
1508  
1507  
1506  
1505  
1504  
1503  
1502  
1501  
1500  
1499  
1498  
1497  
1496  
1495  
1494  
1493  
1492  
1491  
1490  
1489  
1488  
1487  
1486  
1485  
1484  
1483  
1482  
1481  
1480  
1479  
1478  
1477  
1476  
1475  
1474  
1473  
1472  
1471  
1470  
1469  
1468  
1467  
1466  
1465  
1464  
1463  
1462  
1461  
1460  
1459  
1458  
1457  
1456  
1455  
1454  
1453  
1452  
1451  
1450  
1449  
1448  
1447  
1446  
1445  
1444  
1443  
1442  
1441  
1440  
1439  
1438  
1437  
1436  
1435  
1434  
1433  
1432  
1431  
1430  
1429  
1428  
1427  
1426  
1425  
1424  
1423  
1422  
1421  
1420  
1419  
1418  
1417  
1416  
1415  
1414  
1413  
1412  
1411  
1410  
1409  
1408  
1407  
1406  
1405  
1404  
1403  
1402  
1401  
1400  
1399  
1398  
1397  
1396  
1395  
1394  
1393  
1392  
1391  
1390  
1389  
1388  
1387  
1386  
1385  
1384  
1383  
1382  
1381  
1380  
1379  
1378  
1377  
1376  
1375  
1374  
1373  
1372  
1371  
1370  
1369  
1368  
1367  
1366  
1365  
1364  
1363  
1362  
1361  
1360  
1359  
1358  
1357  
1356  
1355  
1354  
1353  
1352  
1351  
1350  
1349  
1348  
1347  
1346  
1345  
1344  
1343  
1342  
1341  
1340  
1339  
1338  
1337  
1336  
1335  
1334  
1333  
1332  
1331  
1330  
1329  
1328  
1327  
1326  
1325  
1324  
1323  
1322  
1321  
1320  
1319  
1318  
1317  
1316  
1315  
1314  
1313  
1312  
1311  
1310  
1309  
1308  
1307  
1306  
1305  
1304  
1303  
1302  
1301  
1300  
1299  
1298  
1297  
1296  
1295  
1294  
1293  
1292  
1291  
1290  
1289  
1288  
1287  
1286  
1285  
1284  
1283  
1282  
1281  
1280  
1279  
1278  
1277  
1276  
1275  
1274  
1273  
1272  
1271  
1270  
1269  
1268  
1267  
1266  
1265  
1264  
1263  
1262  
1261  
1260  
1259  
1258  
1257  
1256  
1255  
1254  
1253  
1252  
1251  
1250  
1249  
1248  
1247  
1246  
1245  
1244  
1243  
1242  
1241  
1240  
1239  
1238  
1237  
1236  
1235  
1234  
1233  
1232  
1231  
1230  
1229  
1228  
1227  
1226  
1225  
1224  
1223  
1222  
1221  
1220  
1219  
1218  
1217  
1216  
1215  
1214  
1213  
1212  
1211  
1210  
1209  
1208  
1207  
1206  
1205  
1204  
1203  
1202  
1201  
1200  
1199  
1198  
1197  
1196  
1195  
1194  
1193  
1192  
1191  
1190  
1189  
1188  
1187  
1186  
1185  
1184  
1183  
1182  
1181  
1180  
1179  
1178  
1177  
1176  
1175  
1174  
1173  
1172  
1171  
1170  
1169  
1168  
1167  
1166  
1165  
1164  
1163  
1162  
1161  
1160  
1159  
1158  
1157  
1156  
1155  
1154  
1153  
1152  
1151  
1150  
1149  
1148  
1147  
1146  
1145  
1144  
1143  
1142  
1141  
1140  
1139  
1138  
1137  
1136  
1135  
1134  
1133  
1132  
1131  
1130  
1129  
1128  
1127  
1126  
1125  
1124  
1123  
1122  
1121  
1120  
1119  
1118  
1117  
1116  
1115  
1114  
1113  
1112  
1111  
1110  
1109  
1108  
1107  
1106  
1105  
1104  
1103  
1102  
1101  
1100  
1099  
1098  
1097  
1096  
1095  
1094  
1093  
1092  
1091  
1090  
1089  
1088  
1087  
1086  
1085  
1084  
1083  
1082  
1081  
1080  
1079  
1078  
1077  
1076  
1075  
1074  
1073  
1072  
1071  
1070  
1069  
1068  
1067  
1066  
1065  
1064  
1063  
1062  
1061  
1060  
1059  
1058  
1057  
1056  
1055  
1054  
1053  
1052  
1051  
1050  
1049  
1048  
1047  
1046  
1045  
1044  
1043  
1042  
1041  
1040  
1039  
1038  
1037  
1036  
1035  
1034  
1033  
1032  
1031  
1030  
1029  
1028  
1027  
1026  
1025  
1024  
1023  
1022  
1021  
1020  
1019  
1018  
1017  
1016  
1015  
1014  
1013  
1012  
1011  
1010  
1009  
1008  
1007  
1006  
1005  
1004  
1003  
1002  
1001  
1000  
999  
998  
997  
996  
995  
994  
993  
992  
991  
990  
989  
988  
987  
986  
985  
984  
983  
982  
981  
980  
979  
978  
977  
976  
975  
974  
973  
972  
971  
970  
969  
968  
967  
966  
965  
964  
963  
962  
961  
960  
959  
958  
957  
956  
955  
954  
953  
952  
951  
950  
949  
948  
947  
946  
945  
944  
943  
942  
941  
940  
939  
938  
937  
936  
935  
934  
933  
932  
931  
930  
929  
928  
927  
926  
925  
924  
923  
922  
921  
920  
919  
918  
917  
916  
915  
914  
913  
912  
911  
910  
909  
908  
907  
906  
905  
904  
903  
902  
901  
900  
899  
898  
897  
896  
895  
894  
893  
892  
891  
890  
889  
888  
887  
886  
885  
884  
883  
882  
881  
880  
879  
878  
877  
876  
875  
874  
873  
872  
871  
870  
869  
868  
867  
866  
865  
864  
863  
862  
861  
860  
859  
858  
857  
856  
855  
854  
853  
852  
851  
850  
849  
848  
847  
846  
845  
844  
843  
842  
841  
840  
839  
838  
837  
836  
835  
834  
833  
832  
831  
830  
829  
828  
827  
826  
825  
824  
823  
822  
821  
820  
819  
818  
817  
816  
815  
814  
813  
812  
811  
810  
809  
808  
807  
806  
805  
804  
803  
802  
801  
800  
799  
798  
797  
796  
795  
794  
793  
792  
791  
790  
789  
788  
787  
786  
785  
784  
783  
782  
781  
780  
779  
778  
777  
776  
775  
774  
773  
772  
771  
770  
769  
768  
767  
766  
765  
764  
763  
762  
761  
760  
759  
758  
757  
756  
755  
754  
753  
752  
751  
750  
749  
748  
747  
746  
745  
744  
743  
742  
741  
740  
739  
738  
737  
736  
735  
734  
733  
732  
731  
730  
729  
728  
727  
726  
725  
724  
723  
722  
721  
720  
719  
718  
717  
716  
715  
714  
713  
712  
711  
710  
709  
708  
707  
706  
705  
704  
703  
702  
701  
700  
699  
698  
697  
696  
695  
694  
693  
692  
691  
690  
689  
688  
687  
686  
685  
684  
683  
682  
681  
680  
679  
678  
677  
676  
675  
674  
673  
672  
671  
670  
669  
668  
667  
666  
665  
664  
663  
662  
661  
660  
659  
658  
657  
656  
655  
654  
653  
652  
651  
650  
649  
648  
647  
646  
645  
644  
643  
642  
641  
640  
639  
638  
637  
636  
635  
634  
633  
632  
631  
630  
629  
628  
627  
626  
625  
624  
623  
622  
621  
620  
619  
618  
617  
616  
615  
614  
613  
612  
611  
610  
609  
608  
607  
606  
605  
604  
603  
602  
601  
600  
599  
598  
597  
596  
595  
594  
593  
592  
591  
590  
589  
588  
587  
586  
585  
584  
583  
582  
581  
580  
579  
578  
577  
576  
575  
574  
573  
572  
571  
570  
569  
568  
567  
566  
565  
564  
563  
562  
561  
560  
559  
558  
557  
556  
555  
554  
553  
552  
551  
550  
549  
548  
547  
546  
545  
544  
543  
542  
541  
540  
539  
538  
537  
536  
535  
534  
533  
532  
531  
530  
529  
528  
527  
526  
525  
524  
523  
522  
521  
520  
519  
518  
517  
516  
515  
514  
513  
512  
511  
510  
509  
508  
507  
506  
505  
504  
503  
502  
501  
500  
499  
498  
497  
496  
495  
494  
493  
492  
491  
490  
489  
488  
487  
486  
485  
484  
483  
482  
481  
480  
479  
478  
477  
476  
475  
474  
473  
472  
471  
470  
469  
468  
467  
466  
465  
464  
463  
462  
461  
460  
459  
458  
457  
456  
455  
454  
453  
452  
451  
450  
449  
448  
447  
446  
445  
444  
443  
442  
441  
440  
439  
438  
437  
436  
435  
434  
433  
432  
431  
430  
429  
428  
427  
426  
425  
424  
423  
422  
421  
420  
419  
418  
417  
416  
415  
414  
413  
412  
411  
410  
409  
408  
407  
406  
405  
404  
403  
402  
401  
400  
399  
398  
397  
396  
395  
394  
393  
392  
391  
390  
389  
388  
387  
386  
385  
384  
383  
382  
381  
380  
379  
378  
377  
376  
375  
374  
373  
372  
371  
370  
369  
368  
367  
366  
365  
364  
363  
362  
361  
360  
359  
358  
357  
356  
355  
354  
353  
352  
351  
350  
349  
348  
347  
346  
345  
344  
343  
342  
341  
340  
339  
338  
337  
336  
335  
334  
333  
332  
331  
330  
329  
328  
327  
326  
325  
324  
323  
322  
321  
320  
319  
318  
317  
316  
315  
314  
313  
312  
311  
310  
309  
308  
307  
306  
305  
304  
303  
302  
301  
300  
299  
298  
297  
296  
295  
294  
293  
292  
291  
290  
289  
288  
287  
286  
285  
284  
283  
282  
281  
280  
279  
278  
277  
276  
275  
274  
273  
272  
271  
270  
269  
268  
267  
266  
265  
264  
263  
262  
261  
260  
259  
258  
257  
256  
255  
254  
253  
252  
251  
250  
249  
248  
247  
246  
245  
244  
243  
242  
241  
240  
239  
238  
237  
236  
235  
234  
233  
232  
231  
230  
229  
228  
227  
226  
225  
224  
223  
222  
221  
220  
219  
218  
217  
216  
215  
214  
213  
212  
211  
210  
209  
208  
207  
206  
205  
204  
203  
202  
201  
200  
199  
198  
197  
196  
195  
194  
193  
192  
191  
190  
189  
188  
187  
186  
185  
184  
183  
182  
181  
180  
179  
178  
177  
176  
175  
174  
173  
172  
171  
170  
169  
168  
167  
166  
165  
164  
163  
162  
161  
160  
159  
158  
157  
156  
155  
154  
153  
152  
151  
150  
149  
148  
147  
146  
145  
144  
143  
142  
141  
140  
139  
138  
137  
136  
135  
134  
133  
132  
131  
130  
129  
128  
127  
126  
125  
124  
123  
122  
121  
120  
119  
118  
117  
116  
115  
114  
113  
112  
111  
110  
109  
108  
107  
106  
105  
104  
103  
102  
101  
100  
99  
98  
97  
96  
95  
94  
93  
92  
91  
90  
89  
88  
87  
86  
85  
84  
83  
82  
81  
80  
79  
78  
77  
76  
75  
74  
73  
72  
71  
70  
69  
68  
67  
66  
65  
64  
63  
62  
61  
60  
59  
58  
57  
56  
55  
54  
53  
52  
51  
50  
49  
48  
47  
46  
45  
44  
43  
42  
41  
40  
39  
38  
37  
36  
35  
34  
33  
32  
31  
30  
29  
28  
27  
26  
25  
24  
23  
22  
21  
20  
19  
18  
17  
16  
15  
14  
13  
12  
11  
10  
9  
8  
7  
6  
5  
4  
3  
2  
1  
0

**Consolidated VIEs**

Dole consolidates the results of one VIE, EurobananCanarias S.A. ("EBC"), a Canary Islands fruit produce business, as Dole holds 50.0% of its shares and is deemed to be the PB. Since EBC's incorporation in 1993, Dole has had economic interest of 50.0% and a power to appoint its managing director, who influences all decisions related to operations. Dole's economic interest is not equal to the Company's voting interest (decision making right for all relevant activities), thus, the conditions of Dole being the PB are met, and EBC is consolidated. Dole has not provided any financial or other support to EBC during the periods presented within the consolidated financial statements.

**NOTE 24 – EARNINGS (LOSS) PER SHARE**

Basic earnings (loss) per share is calculated by dividing the net income (loss) for the period attributable to shareholders of the Company by the weighted average number of shares outstanding during the period. Diluted earnings (loss) per share is calculated by dividing the net income (loss) for the period attributable to shareholders of the Company by the weighted average number of shares outstanding after adjusting for the impact of all share options and RSUs with a dilutive effect. The Company uses the treasury stock method to calculate the dilutive effect of outstanding equity awards for diluted earnings (loss) per share. For the year ended December 31, 2021, the weighted average number of shares used within the calculation was adjusted for the impact of the Total Produce seven to one share exchange for existing shareholders that occurred immediately prior to the Merger and IPO Transaction.

The following table presents basic and diluted earnings (loss) per share for each of the years ended December 31, 2023, December 31, 2022 and December 31, 2021.

	Year Ended		
	December 31, 2023	December 31, 2022	December 31, 2021
	(U.S. Dollars and shares in thousands, except per share amounts)		
Income from continuing operations	\$ 177,527	\$ 168,230	\$ 37,561
Less: Net income attributable to noncontrolling interests	(31,646)	(25,287)	(24,212)
Income from continuing operations attributable to Dole plc	145,881	142,943	13,349
Loss from discontinued operations, net of income taxes	(21,818)	(56,447)	(20,568)
Net income (loss) attributable to Dole plc	<u>\$ 124,063</u>	<u>\$ 86,496</u>	<u>\$ (7,219)</u>
<b>Weighted average number of shares outstanding:</b>			
Weighted average number of shares - basic	94,917	94,886	72,190
Effect of share awards with a dilutive effect	201	28	194
Weighted average number of shares - diluted	<u>95,118</u>	<u>94,914</u>	<u>72,384</u>
<b>Income (loss) per share:</b>			
Basic:			
Continuing operations	\$ 1.54	\$ 1.51	\$ 0.18
Discontinued operations	(0.23)	(0.60)	(0.28)
Net income (loss) per share attributable to Dole plc	<u>\$ 1.31</u>	<u>\$ 0.91</u>	<u>\$ (0.10)</u>
Diluted:			
Continuing operations	\$ 1.53	\$ 1.51	\$ 0.18
Discontinued operations	(0.23)	(0.60)	(0.28)
Net income (loss) per share attributable to Dole plc	<u>\$ 1.30</u>	<u>\$ 0.91</u>	<u>\$ (0.10)</u>

The average market value of the Company's shares used for the purpose of calculating the dilutive effect of share options and RSUs with a market condition is based on quoted market prices for the period during which the awards were outstanding during the year. The calculation of diluted earnings (loss) per share for the years ended December 31, 2023, December 31, 2022 and December 31, 2021 does not include the effect of certain awards, because to do so would be antidilutive.

**NOTE 25 — SUBSEQUENT EVENTS**

Dole evaluated subsequent events through March 28, 2024, the date that Dole's consolidated financial statements were issued.

On January 4, 2024, Dole paid a cash dividend of \$0.08 per share, totaling \$7.6 million, to shareholders for the third quarter dividend declared on November 15, 2023. On February 28, 2024, the Board of Directors of Dole plc declared a cash dividend for the fourth quarter of 2023 of \$0.08 per share, payable on April 4, 2024, to shareholders of record on March 21, 2024.

On February 27, 2024, Dole entered into a definitive agreement with PTF Holdings, LLC ("PTF Holdings") pursuant to which Dole agreed to sell its 65.0% stake in Progressive Produce to PTF Holdings for gross proceeds of \$120.3 million in cash. The transaction closed on March 13, 2024.

On March 27, 2024, Dole and Fresh Express agreed to terminate the Fresh Express Agreement due to a failure to obtain regulatory approval. Dole also announced that it is in the process of pursuing alternative transactions through which it will exit the Fresh Vegetables business.

I, Rory Byrne, certify that:

1. I have reviewed this annual report on Form 20-F of Dole plc;

2. Based on my knowledge, this report does not contain any untrue statement of a material fact or omit to state a material fact necessary to make the statements made, in light of the circumstances under which such statements were made, not misleading with respect to the period covered by this report;

3. Based on my knowledge, the financial statements, and other financial information included in this report, fairly present in all material respects the financial condition, results of operations and cash flows of the registrant as of, and for, the periods presented in this report;

4. The registrant's other certifying officer(s) and I are responsible for establishing and maintaining disclosure controls and procedures (as defined in Exchange Act Rules 13a-15(e) and 15d-15(e)) and internal control over financial reporting (as defined in Exchange Act Rules 13a-15(f) and 15d-15(f)) for the registrant and have:

(a) Designed such disclosure controls and procedures, or caused such disclosure controls and procedures to be designed under our supervision, to ensure that material information relating to the registrant, including its consolidated subsidiaries, is made known to us by others within those entities, particularly during the period in which this report is being prepared;

(b) Designed such internal control over financial reporting, or caused such internal control over financial reporting to be designed under our supervision, to provide reasonable assurance regarding the reliability of financial reporting and the preparation of financial statements for external purposes in accordance with generally accepted accounting principles;

(c) Evaluated the effectiveness of the registrant's disclosure controls and procedures and presented in this report our conclusions about the effectiveness of the disclosure controls and procedures, as of the end of the period covered by this report based on such evaluation; and

(d) Disclosed in this report any change in the registrant's internal control over financial reporting that occurred during the period covered by the annual report that has materially affected, or is reasonably likely to materially affect, the registrant's internal control over financial reporting; and

5. The registrant's other certifying officer(s) and I have disclosed, based on our most recent evaluation of internal control over financial reporting, to the registrant's auditors and the audit committee of the registrant's board of directors (or persons performing the equivalent functions):

(a) All significant deficiencies and material weaknesses in the design or operation of internal control over financial reporting which are reasonably likely to adversely affect the registrant's ability to record, process, summarize and report financial information; and

(b) Any fraud, whether or not material, that involves management or other employees who have a significant role in the registrant's internal control over financial reporting.

Date: March 28, 2024

/s/ Rory Byrne

Chief Executive Officer

I, Jacinta Devine, certify that:

1. I have reviewed this annual report on Form 20-F of Dole plc;

2. Based on my knowledge, this report does not contain any untrue statement of a material fact or omit to state a material fact necessary to make the statements made, in light of the circumstances under which such statements were made, not misleading with respect to the period covered by this report;

3. Based on my knowledge, the financial statements, and other financial information included in this report, fairly present in all material respects the financial condition, results of operations and cash flows of the registrant as of, and for, the periods presented in this report;

4. The registrant's other certifying officer(s) and I are responsible for establishing and maintaining disclosure controls and procedures (as defined in Exchange Act Rules 13a-15(e) and 15d-15(e)) and internal control over financial reporting (as defined in Exchange Act Rules 13a-15(f) and 15d-15(f)) for the registrant and have:

(a) Designed such disclosure controls and procedures, or caused such disclosure controls and procedures to be designed under our supervision, to ensure that material information relating to the registrant, including its consolidated subsidiaries, is made known to us by others within those entities, particularly during the period in which this report is being prepared;

(b) Designed such internal control over financial reporting, or caused such internal control over financial reporting to be designed under our supervision, to provide reasonable assurance regarding the reliability of financial reporting and the preparation of financial statements for external purposes in accordance with generally accepted accounting principles;

(c) Evaluated the effectiveness of the registrant's disclosure controls and procedures and presented in this report our conclusions about the effectiveness of the disclosure controls and procedures, as of the end of the period covered by this report based on such evaluation; and

(d) Disclosed in this report any change in the registrant's internal control over financial reporting that occurred during the period covered by the annual report that has materially affected, or is reasonably likely to materially affect, the registrant's internal control over financial reporting; and

5. The registrant's other certifying officer(s) and I have disclosed, based on our most recent evaluation of internal control over financial reporting, to the registrant's auditors and the audit committee of the registrant's board of directors (or persons performing the equivalent functions):

(a) All significant deficiencies and material weaknesses in the design or operation of internal control over financial reporting which are reasonably likely to adversely affect the registrant's ability to record, process, summarize and report financial information; and

(b) Any fraud, whether or not material, that involves management or other employees who have a significant role in the registrant's internal control over financial reporting.

Date: March 28, 2024


/s/ Jacinta Devine

Chief Financial Officer

I, Rory Byrne, Chief Executive Officer of Dole plc (the "Company") certify that:

(1) the annual report on Form 20-F of the Company for the period ended December 31, 2023, (the "Annual Report") fully complies with the requirements of section 13(a) or 15(d) of the Securities Exchange Act of 1934 (15 U.S.C. 78m or 78o(d)); and

(2) the information contained in the Annual Report fairly presents, in all material respects, the financial condition and results of operations of the Company.

Date: March 28, 2024  
 Rory Byrne  
Chief Executive Officer

20240712087

I, Jacinta Devine, Chief Financial Officer of Dole plc (the "Company") certify that:

(1) the annual report on Form 20-F of the Company for the period ended December 31, 2023, (the "Annual Report") fully complies with the requirements of section 13(a) or 15(d) of the Securities Exchange Act of 1934 (15 U.S.C. 78m or 78o(d)); and

(2) the information contained in the Annual Report fairly presents, in all material respects, the financial condition and results of operations of the Company.

Date: March 28, 2024  
/s/ Jacinta Devine  
Chief Financial Officer