20230726030000

ÅRSREDOVISNING

2022-01-01--2022-12-31

för

Sopra Steria AB
556145-2243

Årsredovisningen omfattar: **Sida**

Förvaltningsberättelse	2
Resultaträkning	4
Balansräkning	5
Rapport över förändringar i eget kapital	7
Noter	8

FASTSTÄLLELSEINTYG

Undertecknad styrelseledamot i Sopra Steria AB intygar härmed, dels att denna kopia av årsredovisningen och revisionsberättelsen stämmer överens med originalet, dels att resultaträkningen och balansräkningen för företaget har fastställts på årsstämma 2023-06-30.

Årsstämman beslutade att godkänna styrelsens förslag till resultatdisposition.

Stockholm 2023-06-30

Ronny Jevard

20230726030001

Sopra Steria AB
556145-2243

ÅRSREDOVISNING FÖR SOPRA STERIA AB

Styrelsen och verkställande direktören för Sopra Steria AB avger härmed årsredovisning för räkenskapsåret 2022-01-01--2022-12-31.

FÖRVALTNINGSBERÄTTELSE

Verksamhetens art och inriktning

Sopra Steria AB är en del av Sopra Steria-koncernen. Bolagets främsta uppgift är att förvalta dotterbolag i koncernen. Koncernen levererar konsulttjänster inom IT och tillhör de ledande i Europa inom digital transformation.

Ägarförhållanden

Koncernmoderbolag är Sopra Steria Group S.A., med säte i Annecy, Frankrike.

Flerårsjämförelse

(Tkr)	2022	2021	2020	2019	2018
Nettoomsättning	0	0	0	0	5 578
Rörelseresultat	-2	-6	11	1 361	203
Balansomslutning	219 185	239 187	219 193	219 182	221 087
Soliditet [1]	92,4%	84,8%	83,7%	83,9%	82,9%

[1] Justerat eget kapital / Balansomslutning. Med justerat eget kapital avses eget kapital + obeskattade reserver med avdrag för uppskjuten skatteskuld.

Väsentliga risker och osäkerhetsfaktorer

Koncernen arbetar främst på den svenska marknaden, således är majoriteten av intäkter och kostnader i svensk valuta och bolagens valutarisker är små. Den affärsmässiga risken i konsultuppdragen anser styrelsen ligga på en normal nivå.

Förväntad framtida utveckling

Koncernen fortsätter att satsa på att etablera och öka kännedomen om varumärket Sopra Steria på den svenska marknaden. Det långsiktiga målet är att vara den ledande aktören, och förstahandsvalet för både medarbetare och kunder, inom digital transformation.

Koncernen har som långsiktigt mål att fortsätta växa och ta marknadsandelar på den svenska marknaden. Med en ägare som är europeisk ledare inom digital transformation och en företagskultur som matchar vår, känner vi en stark tilltro till att lyckas och har som ambition att bibehålla en god lönsamhet samtidigt som vi växer.

C2 - Restricted

20230726030002

Sopra Steria AB
556145-2243

Resultatdisposition
Förslag till dispositioner beträffande vinst (kronor)

Till årsstämmans förfogande står följande vinstmedel

Balanserat resultat	194 516 204
Årets resultat	-388 421
	194 127 783

Styrelsen föreslår att

i ny räkning balanseras	194 127 783
	194 127 783

Beträffande företagets resultat och ställning i övrigt hänvisas till efterföljande resultat-och balansräkning, rapport över förändringar i eget kapital, kassaflödesanalys samt noter. Alla belopp uttrycks i svenska kronor där ej annat anges.

C2 - Restricted

20230726030003

Sopra Steria AB
556145-2243

RESULTATRÄKNING

	Not	2022-01-01 2022-12-31	2021-01-01 2021-12-31
Rörelsens kostnader			
Övriga externa kostnader		-6 850	-6 300
Personalkostnader		4 529	0
Rörelseresultat		**-2 321**	**-6 300**
Resultat från finansiella poster			
Övriga ränteintäkter och liknande intäkter	4	62	0
Räntekostnader och liknande kostnader	5	-386 162	-547 098
Resultat efter finansiella poster		**-388 421**	**-553 398**
Bokslutsdispositioner	6	**0**	**20 000 000**
Resultat före skatt		**-388 421**	**19 446 602**
ÅRETS RESULTAT		-388 421	19 446 602

C2 - Restricted

20230726030004

Sopra Steria AB
556145-2243

BALANSRÄKNING

	Not	2022-12-31	2021-12-31
TILLGÅNGAR			
Finansiella anläggningstillgångar			
Andelar i koncernföretag	7	219 100 000	219 100 000
		219 100 000	**219 100 000**
Summa anläggningstillgångar		**219 100 000**	**219 100 000**
Omsättningstillgångar			
Kortfristiga fordringar			
Fordringar hos koncernföretag		0	20 000 000
Övriga kortfristiga fordringar		61 333	61 271
		61 333	**20 061 271**
Kassa och bank		**23 207**	**25 528**
Summa omsättningstillgångar		84 540	20 086 799
SUMMA TILLGÅNGAR		219 184 540	239 186 799

C2 - Restricted

20230726030O5

Sopra Steria AB
556145-2243

BALANSRÄKNING

	Not	2022-12-31	2021-12-31
EGET KAPITAL OCH SKULDER			
Eget kapital			
Bundet eget kapital			
Aktiekapital (1 000 st aktier)		7 000 000	7 000 000
Reservfond		1 400 000	1 400 000
		8 400 000	**8 400 000**
Fritt eget kapital			
Balanserad vinst		194 516 204	175 069 602
Årets resultat		-388 421	19 446 602
		194 127 783	**194 516 204**
Summa eget kapital		**202 527 783**	**202 916 204**
Kortfristiga skulder			
Skulder till koncernföretag		16 600 782	36 223 806
Upplupna kostnader och förutbetalda intäkter		55 975	46 789
		16 656 757	**36 270 595**
SUMMA EGET KAPITAL OCH SKULDER		**219 184 540**	**239 186 799**

C2 - Restricted

20230726030006

Sopra Steria AB
556145-2243

RAPPORT ÖVER FÖRÄNDRINGAR I EGET KAPITAL

	Bundet eget kapital		*Fritt eget kapital*		
	Aktie-kapital	Reservfond	Balanserat resultat	Årets resultat	**Summa eget kapital**
Ingående balans per 1 januari 2022	**7 000 000**	**1 400 000**	**175 069 602**	**19 446 602**	**202 916 204**
Disposition av föregående års resultat			19 446 602	-19 446 602	
Årets resultat				-388 421	-388 421
Utgående balans per 31 december 2022	**7 000 000**	**1 400 000**	**194 516 204**	**-388 421**	**202 527 783**

C2 - Restricted

20230726030007

Sopra Steria AB
556145-2243

NOTER

Not 1 Redovisningsprinciper och värderingsprinciper

Företaget tillämpar Årsredovisningslagen (1995:1554) och Bokföringsnämndens allmänna råd BFNAR 2012:1 *Årsredovisning och koncernredovisning* ("K3").

Utländsk valuta
Företagets redovisningsvaluta är svenska kronor (SEK).

Vid varje balansdag räknas monetära poster i utländsk valuta om till balansdagens kurs. Valutakursdifferenser redovisas i rörelseresultatet eller som finansiell post utifrån den underliggande affärshändelsen, i den period de uppstår.

Inkomstskatter
Skattekostnaden utgörs av aktuell skatt.

Aktuell skatt beräknas på det skattepliktiga resultatet för perioden. Skattepliktigt resultat skiljer sig från det redovisade resultatet i resultaträkningen då det har justerats för ej skattepliktiga intäkter och ej avdragsgilla kostnader samt för intäkter och kostnader som är skattepliktiga eller avdragsgilla i andra perioder. Aktuell skatteskuld beräknas enligt de skattesatser som gäller per balansdagen.

Andelar i koncernföretag
Andelar i dotterföretag redovisas till anskaffningsvärde.

Not 2 Viktiga uppskattningar och bedömningar

Upprättande av bokslut och tillämpningen av redovisningsprinciper baseras ofta på ledningens bedömningar och på uppskattningar och antaganden som anses vara rimliga och väl bedömda vid den tidpunkt då bedömningen görs. Med andra bedömningar, antaganden eller uppskattningar kan resultatet emellertid bli ett annat och händelser kan inträffa som kan kräva en väsentlig justering av det redovisade värdet för den berörda tillgången eller skulden. Ledningens bedömning är att risken för sådana framtida väsentliga justeringar inte är aktuell.

Not 3 Koncernredovisning

Med stöd av ÅRL 7 kap 2§, upprättas ingen särskild koncernredovisning för denna underkoncern, utan koncernredovisningen ingår i den koncernredovisning som upprättas av Sopra Steria Group S.A., org.nr 18.326.820.065, med säte i Annecy Frankrike.

C2 - Restricted

20230726030008

Sopra Steria AB
556145-2243

Not 4 Övriga ränteintäkter och liknande intäkter

	2022	2021
Ränteintäkter	62	0
Summa	**62**	**0**

Not 5 Räntekostnader och liknande kostnader

	2022	2021
Räntekostnader, koncernföretag	-386 162	-547 098
Summa	**-386 162**	**-547 098**

Not 6 Bokslutsdispositioner

	2022	2021
Erhållet koncernbidrag	0	20 000 000
Summa	**0**	**20 000 000**

Not 7 Andelar i koncernföretag

	2022-12-31	2021-12-31
Ingående anskaffningsvärden	219 100 000	219 100 000
Utgående redovisat värde	**219 100 000**	**219 100 000**

Företagets innehav av andelar i koncernföretag

Företagets namn	Kapital-andel	Rösträtts-andel	Antal andelar	Redovisat värde 2022-12-31	Redovisat värde 2021-12-31
Sopra Steria Holding AB	100%	100%	1 000	219 100 000	219 100 000
Summa				**219 100 000**	**219 100 000**

Företagets namn	Org.nr	Säte
Sopra Steria Holding AB	556770-8770	Stockholm

Stockholm 2023-06-30

Kjell Rusti
VD

Ronny Jeyard

Cyril Malargé

Pierre-Yves Commanay

Vår revisionsberättelse har avgivits 30/6 2023

Mazars AB

Martin Kraft
Auktoriserad revisor

C2 - Restricted

20230726003009

REVISIONSBERÄTTELSE

Till bolagsstämman i Sopra Steria AB
Org. nr 556145-2243

Rapport om årsredovisningen

Uttalanden

Vi har utfört en revision av årsredovisningen för Sopra Steria AB för år 2022.

Enligt vår uppfattning har årsredovisningen upprättats i enlighet med årsredovisningslagen och ger en i alla väsentliga avseenden rättvisande bild av Sopra Steria AB:s finansiella ställning per den 31 december 2022 och av dess finansiella resultat för året enligt årsredovisningslagen. Förvaltningsberättelsen är förenlig med årsredovisningens övriga delar.

Vi tillstyrker därför att bolagsstämman fastställer resultaträkningen och balansräkningen.

Grund för uttalanden

Vi har utfört revisionen enligt International Standards on Auditing (ISA) och god revisionssed i Sverige. Vårt ansvar enligt dessa standarder beskrivs närmare i avsnittet *Revisorns ansvar*. Vi är oberoende i förhållande till Sopra Steria AB enligt god revisorssed i Sverige och har i övrigt fullgjort vårt yrkesetiska ansvar enligt dessa krav.

Vi anser att de revisionsbevis vi har inhämtat är tillräckliga och ändamålsenliga som grund för våra uttalanden.

Styrelsens och verkställande direktörens ansvar

Det är styrelsen och verkställande direktören som har ansvaret för att årsredovisningen upprättas och att den ger en rättvisande bild enligt årsredovisningslagen. Styrelsen och verkställande direktören ansvarar även för den interna kontroll som de bedömer är nödvändig för att upprätta en årsredovisning som inte innehåller några väsentliga felaktigheter, vare sig dessa beror på oegentligheter eller på misstag.

Vid upprättandet av årsredovisningen ansvarar styrelsen och verkställande direktören för bedömningen av bolagets förmåga att fortsätta verksamheten. De upplyser, när så är tillämpligt, om förhållanden som kan påverka förmågan att fortsätta verksamheten och att använda antagandet om fortsatt drift. Antagandet om fortsatt drift tillämpas dock inte om styrelsen och verkställande direktören avser att likvidera bolaget, upphöra med verksamheten eller inte har något realistiskt alternativ till att göra något av detta.

Revisorns ansvar

Våra mål är att uppnå en rimlig grad av säkerhet om huruvida årsredovisningen som helhet inte innehåller några väsentliga felaktigheter, vare sig dessa beror på oegentligheter eller på misstag, och att lämna en revisionsberättelse som innehåller våra uttalanden. Rimlig säkerhet är en hög grad av säkerhet, men är ingen garanti för att en revision som utförs enligt ISA och god revisionssed i Sverige alltid kommer att upptäcka en väsentlig felaktighet om en sådan finns. Felaktigheter kan uppstå på grund av oegentligheter eller misstag och anses vara väsentliga om de enskilt eller tillsammans rimligen kan förväntas påverka de ekonomiska beslut som användare fattar med grund i årsredovisningen.

Som del av en revision enligt ISA använder vi professionellt omdöme och har en professionellt skeptisk inställning under hela revisionen. Dessutom:

- identifierar och bedömer vi riskerna för väsentliga felaktigheter i årsredovisningen, vare sig dessa beror på oegentligheter eller på misstag, utformar och utför granskningsåtgärder bland annat utifrån dessa risker och inhämtar revisionsbevis som är tillräckliga och ändamålsenliga för att utgöra en grund för våra uttalanden. Risken för att inte upptäcka en väsentlig felaktighet till följd av oegentligheter är högre än för en väsentlig felaktighet som beror på misstag, eftersom oegentligheter kan innefatta agerande i maskopi, förfalskning, avsiktliga utelämnanden, felaktig information eller åsidosättande av intern kontroll.
- skaffar vi oss en förståelse av den del av bolagets interna kontroll som har betydelse för vår revision för att utforma granskningsåtgärder som är lämpliga med hänsyn till omständigheterna, men inte för att uttala oss om effektiviteten i den interna kontrollen.
- utvärderar vi lämpligheten i de redovisningsprinciper som används och rimligheten i styrelsens och verkställande direktörens uppskattningar i redovisningen och tillhörande upplysningar.
- drar vi en slutsats om lämpligheten i att styrelsen och verkställande direktören använder antagandet om fortsatt drift vid upprättandet av årsredovisningen. Vi drar också en slutsats, med grund i de inhämtade revisionsbevisen, om huruvida det finns någon väsentlig osäkerhetsfaktor som avser sådana händelser eller förhållanden som kan leda till betydande tvivel om bolagets förmåga att fortsätta verksamheten. Om vi drar slutsatsen att det finns en väsentlig osäkerhetsfaktor, måste vi i revisionsberättelsen fästa uppmärksamheten på upplysningarna i årsredovisningen om den väsentliga osäkerhetsfaktorn eller, om sådana upplysningar är otillräckliga, modifiera uttalandet om årsredovisningen. Våra slutsatser baseras på de revisionsbevis som inhämtas fram till datumet för revisionsberättelsen. Dock kan framtida händelser eller förhållanden göra att ett bolag inte längre kan fortsätta verksamheten.
- utvärderar vi den övergripande presentationen, strukturen och innehållet i årsredovisningen, däribland upplysningarna, och om årsredovisningen återger de underliggande transaktionerna och händelserna på ett sätt som ger en rättvisande bild.

Vi måste informera styrelsen om bland annat revisionens planerade omfattning och inriktning samt tidpunkten för den. Vi måste också informera om betydelsefulla iakttagelser under revisionen, däribland de eventuella betydande brister i den interna kontrollen som vi identifierat.

PRAXITY™
Empowering Business Globally

20230726030010

Rapport om andra krav enligt lagar och andra författningar

Uttalanden

Utöver vår revision av årsredovisningen har vi även utfört en revision av styrelsens och verkställande direktörens förvaltning för Sopra Steria AB för år 2022 samt av förslaget till dispositioner beträffande bolagets vinst eller förlust.

Vi tillstyrker att bolagsstämman disponerar vinsten enligt förslaget i förvaltningsberättelsen och beviljar styrelsens ledamöter och verkställande direktören ansvarsfrihet för räkenskapsåret.

Grund för uttalanden

Vi har utfört revisionen enligt god revisionssed i Sverige. Vårt ansvar enligt denna beskrivs närmare i avsnittet *Revisorns ansvar*. Vi är oberoende i förhållande till Sopra Steria AB enligt god revisorssed i Sverige och har i övrigt fullgjort vårt yrkesetiska ansvar enligt dessa krav.

Vi anser att de revisionsbevis vi har inhämtat är tillräckliga och ändamålsenliga som grund för våra uttalanden.

Styrelsens och verkställande direktörens ansvar

Det är styrelsen som har ansvaret för förslaget till dispositioner beträffande bolagets vinst eller förlust. Vid förslag till utdelning innefattar detta bland annat en bedömning av om utdelningen är försvarlig med hänsyn till de krav som bolagets verksamhetsart, omfattning och risker ställer på storleken av bolagets egna kapital, konsolideringsbehov, likviditet och ställning i övrigt.

Styrelsen ansvarar för bolagets organisation och förvaltningen av bolagets angelägenheter. Detta innefattar bland annat att fortlöpande bedöma bolagets ekonomiska situation och att tillse att bolagets organisation är utformad så att bokföringen, medelsförvaltningen och bolagets ekonomiska angelägenheter i övrigt kontrolleras på ett betryggande sätt. Den verkställande direktören ska sköta den löpande förvaltningen enligt styrelsens riktlinjer och anvisningar och bland annat vidta de åtgärder som är nödvändiga för att bolagets bokföring ska fullgöras i överensstämmelse med lag och för att medelsförvaltningen ska skötas på ett betryggande sätt.

Revisorns ansvar

Vårt mål beträffande revisionen av förvaltningen, och därmed vårt uttalande om ansvarsfrihet, är att inhämta revisionsbevis för att med en rimlig grad av säkerhet kunna bedöma om någon styrelseledamot eller verkställande direktören i något väsentligt avseende:

- företagit någon åtgärd eller gjort sig skyldig till någon försummelse som kan föranleda ersättningsskyldighet mot bolaget, eller
- på något annat sätt handlat i strid med aktiebolagslagen, årsredovisningslagen eller bolagsordningen.

Vårt mål beträffande revisionen av förslaget till dispositioner av bolagets vinst eller förlust, och därmed vårt uttalande om detta, är att med rimlig grad av säkerhet bedöma om förslaget är förenligt med aktiebolagslagen.

Rimlig säkerhet är en hög grad av säkerhet, men ingen garanti för att en revision som utförs enligt god revisionssed i Sverige alltid kommer att upptäcka åtgärder eller försummelser som kan föranleda ersättningsskyldighet mot bolaget, eller att ett förslag till dispositioner av bolagets vinst eller förlust inte är förenligt med aktiebolagslagen.

Som en del av en revision enligt god revisionssed i Sverige använder vi professionellt omdöme och har en professionellt skeptisk inställning under hela revisionen. Granskningen av förvaltningen och förslaget till dispositioner av bolagets vinst eller förlust grundar sig främst på revisionen av räkenskaperna. Vilka tillkommande granskningsåtgärder som utförs baseras på vår professionella bedömning med utgångspunkt i risk och väsentlighet. Det innebär att vi fokuserar granskningen på sådana åtgärder, områden och förhållanden som är väsentliga för verksamheten och där avsteg och överträdelser skulle ha särskild betydelse för bolagets situation. Vi går igenom och prövar fattade beslut, beslutsunderlag, vidtagna åtgärder och andra förhållanden som är relevanta för vårt uttalande om ansvarsfrihet. Som underlag för vårt uttalande om styrelsens förslag till dispositioner beträffande bolagets vinst eller förlust har vi granskat om förslaget är förenligt med aktiebolagslagen.

Stockholm den 30/6 2023

Mazars AB

Martin Kraft
Auktoriserad revisor

The world is how we shape it

sopra steria

A023072603011

2021

Universal Registration Document

Including the Annual Financial Report

The Universal Registration Document is an English translation of a reproduction of the official version of the "Document d'enregistrement universel" which was produced in xHTML and is available on our website,

www.soprasteria.com

Integrated presentation of Sopra Steria 1

Chairman's message 2
Key figures for 2022 3
History and corporate plan 4
Our mission and values 5
Governance 6
Corporate responsibility 8
Business model and... 10
...The value creation chain 11
Breakdown of revenue and the workforce 12
Strategy & Ambitions 13
Risk management 14
Financial performance 15
Dialogue with investors 16

1. Business overview and strategies /AFR/ 19

1. Sopra Steria Group at a glance 20
2. History of Sopra Steria Group 21
3. Digital services market 22
4. Sopra Steria's activities 23
5. Strategy and objectives 29
6. 2022 Full-year results 32
7. Subsequent events 34
8. Simplified Group structure at 31 December 2022 35
9. Group organisation 36

2. Risk factors and internal control /AFR/ 39

1. Risk factors 40
2. Insurance 46
3. Internal control and risk management 47
4. Procedures relating to the preparation and processing of accounting and financial information 51

3. Corporate governance /AFR/ 53

1. Organisation and operation of governance 54
2. Compensation of company officers 84
3. Standardised presentation of compensation paid to company officers 88
4. Result of the shareholder consultation on compensation paid to executive company officers (General Meeting of 1 June 2022) 97
5. Departures from the guidelines set forth in the AFEP-MEDEF Code 99

4. Corporate responsibility /AFR/ 101

1. Sopra Steria's corporate responsibility strategy 103
2. Social responsibility: A committed and responsible Group 114
3. Environmental responsibility: Beyond climate action and net-zero emissions 130
4. Commitments to society 154
5. Methodological note 166
6. SDG/Global Compact/GRI/TCFD-CDSB cross-reference table 168
7. Workforce and environmental indicators 171
8. Report by the independent third party on the verification of the consolidated statement of non-financial performance presented in the Management Report 183

5. 2022 consolidated financial statements /AFR/ 189

Consolidated statement of net income 190
Consolidated statement of comprehensive income 191
Consolidated statement of financial position 192
Consolidated statement of changes in equity 193
Consolidated cash flow statement 194
Notes to the consolidated financial statements 195
Statutory Auditors' report on the consolidated financial statements 253

6. Parent company financial statements /AFR/ 259

Income statement 260
Balance sheet 261
Cash flow statement 262
1. Company description 263
2. Significant events 263
3. Accounting policies 263
4. Notes to the income statement 264
5. Notes to the balance sheet 269
6. Other information 284

Statutory Auditors' report on the parent company financial statements 288
Statutory Auditors' special report on related-party agreements 292

7. Share ownership structure /AFR/ 295

1. General information 296
2. Share ownership structure 297
3. Employee share ownership 297
4. Voting rights 298
5. Threshold crossings 298
6. Shareholders' agreements 298
7. Control 299
8. Share buyback programme 299
9. Changes in share capital 301
10. Securities giving access to the share capital - Potential dilution 301
11. Information on transactions in securities by Directors or persons mentioned in Article L. 621-18-2 of the French Monetary and Financial Code 302
12. Authorisations to issue securities granted to the Board of Directors at the Combined General Meeting of 1 June 2022 302
13. Information required by Article L. 22-10-11 of the French Commercial Code relating to public tender or exchange offers 303
14. Monthly share prices and trading volumes on Euronext Paris 304
15. Share price performance 304
16. Dividend per share 305

8. Additional information /AFR/ 307

1. Memorandum and Articles of Association 308
2. Person responsible for the Universal Registration Document and information on the auditing of the Company's financial statements 315
3. Provisional reporting timetable 315
4. Regulatory disclosures in 2022 316
5. Additional information about resolutions passed with a majority of less than 80% at the General Meeting of 1 June 2022 318
6. Documents available to the public 319

9. General Meeting /AFR/ 321

1. Agenda 322
2. Summary of resolutions 323
3. Text of the resolutions 330
4. Special report of the Board of Directors 335

Statement by the person responsible for the Universal Registration Document 336
Index 337
Glossary 340
Cross-reference table for the 2022 Universal Registration Document 342
Cross-reference table for the Management Report 345
Cross-reference table for the report on corporate governance 347
Cross-reference table for the Annual Financial Report 349

20230726030l2

2022 Universal Registration Document

INCLUDING THE ANNUAL FINANCIAL REPORT AND MANAGEMENT REPORT INCLUDING COMPONENTS OF THE STATEMENT OF NON-FINANCIAL PERFORMANCE

Jag intygar att denna kopia
stämmer med originalet.

AUTORITÉ DES MARCHÉS FINANCIERS
AMF

The original French-language version of the Universal Registration Document was filed on 17 March 2023 with the Autorité des Marchés Financiers (AMF) in its capacity as competent authority in respect of Regulation (EU) 2017/1129, without prior approval in accordance with Article 9 of said regulation.

The original French-language version of the Universal Registration Document may be used for the purposes of an offer to the public of financial securities or the admission of financial securities to trading on a regulated market if it is supplemented by a securities note and, if applicable, a summary and any amendments made to the Universal Registration Document. The resulting combined document is approved by the AMF in accordance with Regulation (EU) 2017/1129.

This document is a free translation into English of the original French "Document d'enregistrement universel", referred to as the "Universal Registration Document".
It is not a binding document. In the event of a conflict of interpretation, reference should be made to the French version, which is the authentic text.

Chairman's message

"...a long-term vision energising a corporate plan that creates value..."



Pierre Pasquier

Chairman and Founder of Sopra Steria Group

The events of 2022 drew attention to the importance of the strategic challenges that a Group such as Sopra Steria will need to address over the coming years.

Geopolitical tensions, energy transition, climate change, social upheavals, digitalisation of the economy and lifestyles are all on today's agenda. And all these changes are disruptive factors that need to be embedded not only in our strategy but also in our strategy formulation and adaptation process.

Sopra Steria's mission is to guide our clients, partners and employees towards bold choices to build a positive future by putting digital technology to work for the benefit of people. Our decision-making and our actions help shape a long-term vision energising a corporate plan that creates value shared between our clients, our employees and our shareholders over the long term. Our business model thus puts value ahead of volume.

Human resources are a major strategic priority. We need to recruit, retain, motivate and provide meaningful jobs for both existing and future employees at a time when society is in the throes of deep-rooted change. We believe the values underpinning our corporate culture can guide and sustain the collective commitment to our long-term aims. If we are to live by these values, we need to address two major priorities - we have to be a learning organisation and also a responsible organisation. Being a learning organisation means we constantly need to train staff and promote emerging talent.

Being a responsible organisation means keeping a watchful eye on the work environment and conditions, gender equality and diversity, and fair treatment of all individuals, all while taking steps to reduce the size of our environmental footprint.

Digital sovereignty and trust are also gaining more strategic importance. The growing inroads made by digitalisation in all human endeavours and the resurgence of geopolitical tensions clearly brought this to the fore in 2022. And that's why we made the decision to step up our presence in the defence, space, aerospace, energy and cybersecurity sectors. The acquisition of CS Group will help to expand our skill set and areas of expertise and to create a leading prime contractor in digital services and critical systems for these areas.

In 2023, Sopra Steria will accelerate these changes so we can provide our clients with even more innovations and outperform our competitors. The increase in our 2022 results represents solid progress towards our goal of matching our industry's top performers.

2023072603013

Key figures for 2022

Sopra Steria, a European Tech leader recognised for its consulting, digital services and software development, helps its clients drive their digital transformation to obtain tangible and sustainable benefits.

The Group provides end-to-end solutions to make large companies and organisations more competitive by combining in-depth knowledge of a wide range of business sectors and innovative technologies with a fully collaborative approach.

Sopra Steria places people at the heart of everything it does and is committed to making digital technology work for its clients in order to build a positive future.

Revenue

€5.1bn

€4.4bn Digital services

€0.7bn Development of business solutions

Organic growth of 7.6% [1]

Operating profit on business activity

€453.1m

8.9% of revenue

Net profit attributable to the Group

€247.8m

4.9% of revenue

Basic earnings per share

€12.23

Dividend per share

€4.30[2]

Equity

€1.9bn

Net financial debt

€152.0m

equal to 0.31 x 2022 pro forma EBITDA before the impact of IFRS 16

Market capitalisation at 31/12/2022

€2.9bn

Number of employees

49,690

Number of offices

184

Number of countries

30

TOP 5

European digital services companies

TOP 12

Digital services companies operating in Europe

1_ Alternative performance measures are defined in the glossary of this document.

2_ Dividend proposed for approval at the General Meeting of 24 May 2023

See **Chapter 5** for more information

History and corporate plan

More than 50 years of steady growth and transformation

1968-84 — IT services driving the modernisation of society

1968 Sopra founded

1969 Steria founded

1985-99 — Strategic emphasis on financial performance

1990 Sopra listed on NYSE Euronext Paris

1999 Steria listed on NYSE Euronext Paris

2000-13 — Assisting with digital transformation

2005 Acquisition of Mummert Consulting

2007 Acquisition of Xansa, BPO expert

2011 Axway's IPO

2012 Launch of Sopra Banking Software

2013 SSCL contract with the UK government

2014-19 — A new dimension, focused on our development and competitive edge

2014 Sopra Steria founded

Launch of Sopra HR Software

2015 Acquisition of CIMPA

2017 Acquisitions of Cassiopae, Kentor, 2MoRO and Galitt

2018 Acquisitions of BLUECARAT and It-economics in Germany, O.R. System and Apak by Sopra Banking Software

2019 Acquisitions of SAB and SFT (JV with Sparda)

Launch of the Consulting brand: Sopra Steria Next

2020+ — Sopra Steria: Birth of a European leader in digital transformation

2020 Acquisition of Sodifrance (France), expartners (UK) and Fidor Solutions for Sopra Banking Software

2021 Acquisitions of EVA Group specialised in cybersecurity (France), EGGS Design and Labs (Norway)

2022 Acquisition of Footprint, a consulting firm specialising in environmental and sustainability issues (Norway)

2023 Proposed acquisition of CS Group (France) and Tobania (Belgium)

Key points of the corporate plan

Independent model

An independent model built on long-term vision and business performance, upholding the Group's responsibilities to the environment and to its stakeholders as a good corporate citizen.

Entrepreneurial culture

Agility, rapid decision-making, and speed of execution are hard-wired into Sopra Steria's DNA. Our ethos is predicated on an unwavering focus on client service, autonomous decision-making, collective endeavour and respect for others

Importance of human capital

A rigorous talent-focused human resources policy combining strong collective mindset and the development of employees' skills.

See **Chapter 1** for more information

A core shareholder backing the corporate plan

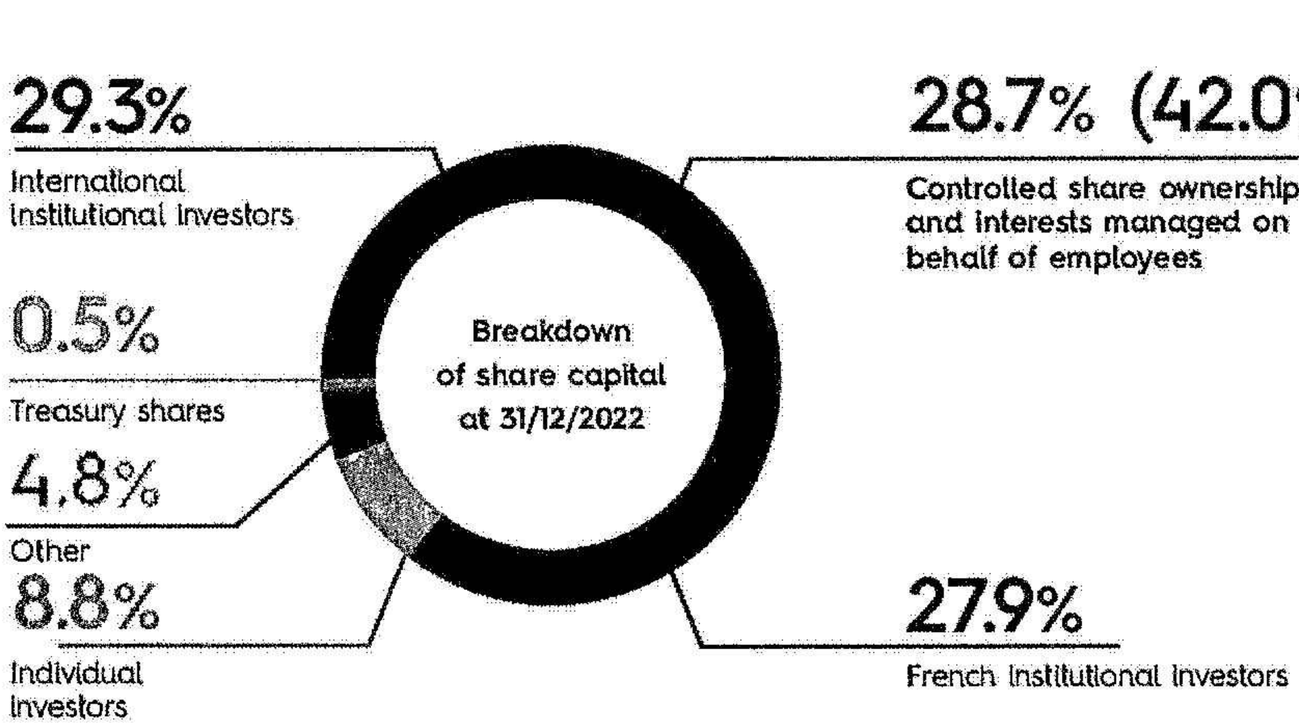

20,547,701 listed shares.

26,448,235 exercisable voting rights.

XX.X% = percentage of share capital held.

(XX.X%) = percentage of exercisable voting rights.

TPI survey of identifiable owners of shares at 31/12/2022 – Ownership threshold of over 1,000 shares

See **Chapter 7** for more information

2023072603014

Our mission and values

Our mission

Technology serves as a gateway to infinite possibilities. As fascinating as this never-ending stream of innovations is, it also raises questions as to what is actually behind the frantic race for novelty and change.

Solutions are never straightforward or obvious, and there is certainly never just one way of doing things.

At Sopra Steria, our mission is to guide our clients, partners and employees towards bold choices to build a positive future by putting digital technology to work in service of humanity.

Beyond technology, we set great store by collective intelligence, in the firm belief it can help make the world a better place.

Together, we are building a highly promising future by delivering tangible benefits: sustainable solutions with positive impacts that take full account of interactions between digital technology and society. There's still so much more we can achieve together.

Dare together

At Sopra Steria, we strive to create a stimulating, group-oriented environment inspiring free thinkers to engage in open and frank discussions. Our goal is to foster the development of skills and entrepreneurship in a community driven by a thirst for collective success.

Values that bring us together



Putting customer service first

We make a commitment to our clients over the long term to enhance their performance and enable them to reach the next level by leveraging our specialised knowledge of their sector of activity and innovative technologies.

Professional excellence

We offer our visionary, integrated approach and our broad range of expertise to help guide our clients, partners and employees towards bold choices and convert opportunities into tangible, sustainable results.

Respect for others

Our core belief is that our collective endeavour makes us stronger, and that by working together we can find the best solutions. That's why we always listen carefully to and forge close relationships with our clients, partners and employees.

Collective mindset

We believe collective intelligence, harnessing team spirit and each individual's talents, can help drive positive change and make the world a better place in a sustainable manner, exceeding what technologies alone can do.

Taking positive action

We want to make innovation deliver results for as many people as possible and offer sustainable solutions with a positive impact that responsibly and ethically shape interactions between digital technology and society.

Openness and curiosity

We encourage a bold, curious and accountable approach and seek to explore new avenues and employee innovative new technologies that can deliver transformative changes for everyone's benefit.

Governance

Board of Directors



Pierre Pasquier
Chairman

15 Members

12 Directors appointed by shareholders at the General Meeting.
3 Directors representing the employees and employee shareholders.

42%[1]
Female Directors

58%[1]
Male Directors

67%[2]
Independent Directors

2/3 Committees chaired by women

98%
Attendance rate of Board of Directors

100%
Attendance rate of Audit Committee

97%
Attendance rate of the Compensation Committee

97%
Attendance rate of Nomination, Governance, Ethics and Corporate Responsibility Committee

63
Average age of Directors

4
Nationalities

Composition at **22 February 2023**

1_ 5/12 women - 7/12 men

2_ 8/12 Board members qualify as independent based on the AFEP-MEDEF Code's requirements

See **Chapter 3** for more information

It is a top priority for the Board of Directors to have a diverse range of skills. The Company has identified ten key competencies that it would like to be represented within the Board of Directors. These skills and areas of experience are as follows:

67%
Knowledge of consulting, digital services, software development, ability to promote innovation

47%
Knowledge of one of the Group's main vertical markets

53%
Entrepreneurial experience

27%
CEO of a large group

53%
Finance, risk management and control

47%
CSR – Human resources and labour relations

53%
CSR – Environmental and social issues

60%
International teams and organisations

40%
Knowledge of Axway Software

47%
Operational experience within the Sopra Steria Group

2023072603015

Governance

Executive bodies



Cyril Malargé
Chief Executive Officer

The Group is made up of a corporate function and a number of operational divisions.

The Executive Management team is supported by the Executive Committee (ExCom) and the Management Committee.

Executive Committee

The Executive Committee (ExCom) has 15 members. It supervises the Group's organisation, management system, major contracts and support functions and entities. It is involved in the Group's strategic planning and implementation. Three of its members are women.

20%
of Executive Committee members are women

15 Members

- Cyril Malargé — Chief Executive Officer
- Fabrice Asvazadourian — Consulting - Sopra Steria Next
- Pierre-Yves Commanay — Continental Europe
- Fabienne Mathey-Girbig — Corporate Responsibility
- Mohammed Sijelmassi — Technology
- Laurent Giovachini — Deputy Chief Executive Officer, Commercial Strategy and External Outreach, Defence and Security Vertical
- Yvane Bernard-Hulin — Legal
- Perrine Dufros — Human Resources Development
- John Neilson — United Kingdom
- Etienne du Vignaux — Finance
- Eric Pasquier — Software
- Eric Bierry — Sopra Banking Software
- Dominique Lapère — Industrial Approach
- Xavier Pecquet — Key Accounts and Partnerships, Aeroline
- Grégory Wintrebert — France

Group Management Committee

The Group Management Committee consists of the Executive Committee members and 42 operational managers and functional managers. 11 of its members are women.

26%
of Group Management Committee members are women

See Chapter 1 for more information

Corporate responsibility

At Sopra Steria, we firmly believe that digital technology can create opportunity and progress for all. When closely linked to humanity, it creates a virtuous circle that benefits society as a whole. Sopra Steria has chosen to be a "contributor" company involved in building a sustainable world in which everyone has a part to play.

Three ESG priorities

Helping combat climate change

Reduce the carbon footprint of our business activities along our entire value chain

- Since 2015, greenhouse gas emissions (GHG)[1] related to our direct activities have fallen, in line with the objectives aligned with a 1.5°C trajectory, as certified by SBTi[2]- i.e. 85% less emissions per employee by 2040 relative to 2015.
- Ensure that 90% out of the Group's suppliers, accounting for at least 70% of Sopra Steria's supply chain emissions, have set GHG emissions reduction targets (SBTi 4)
- Group's new targets submitted to the Science Based targets initiative in light of the new SBTi Net-Zero Standard



Reduction in GHG emissions from direct activities per employee in 2022 (baseline: 2015) (vs 50% reduction in 2021)



Of the suppliers accounting for 70% of the supply chain's GHG emissions, 55% have set emissions reduction targets

Ambitious policy of bringing more women into the management team

Increase the number of female Group employees

- The Group's target is for women to account for 30% of Executive Committee members and 20% of senior management by 2025
- 10,796 participants in the "TogetHER for Greater Balance" awareness campaign vs. 7,684 in 2021
- Securing the Gender Equality European & International Standard (GEEIS) certification which assesses HR policies from a gender equality perspective within the Group



% Women on the Executive Committee in 2022 (vs 17.6% in 2021)



% Women in the Group in 2022 (vs 32.4% in 2021)

Embedding digital sustainability into our value proposition

Promoting digital ethics, environmental sustainability and sovereignty

- Sopra Steria is one of the 13 leading industrial and academic founding partners of the Confiance.ai programme, which promotes standardised and sovereign AI in Europe.
- Further development of the Exploratoire do tank's reflection and experimentation process dedicated to the ethical issues raised by digital transformation. The Nicom@que publication raises three digital ethics issues
- As a founding member and member of the Cyber Campus' Board of Directors, Sopra Steria is actively involved in promoting French excellence in cybersecurity and developing synergies around innovation projects.

Confiance.ai

Sopra Steria, founding partner



Three themes: the digital divide, technocriticism and ethical innovation

Recognition of ESG commitments by the leading rating agencies in 2022

Non-financial agencies rating	MSCI ESG	Sustainalytics	S&P Global	ISS ESG	ISS QualityScore Governance	CDP - Climate Change	EcoVadis
Rating scale	AAA à CCC	Negligible risk = 0 to Severe risk = 40+	Percentile out of 280 companies in sector	A+ à D-	1 for best to 10 for worst	A à D-	sur 100
Score > Category	7.6/10 > AA Leader	15.3/100 > Low Risk	88/100	C+ > Prime	6/10	A List	80/100 > Top 1% Platinium

1_ GHG: Greenhouse gas
2_ SBTi: Science Based Targets initiative

See Chapter 4 for more information

Corporate responsibility

0230726030 16

Our direct and indirect contribution to the 17 SDG (Sustainable Development Goals) of the United Nations

Seven major commitments aligned with the business model drive the Group's strategy with respect to Corporate Responsibility:

1 Being a leading employer that attracts the best talent and promotes positive labour relations, diversity and equal opportunity



- **13,073 new hires** within the Group
- **33 hours** of training on average per employee
- **78%** of our workforce reported that they were employed by a Great Place to Work company.

2 Being a long-lasting partner for our clients, meeting their needs as effectively as possible by providing them with the best technology as part of a responsible and sustainable value-creating approach



- **80%** of the 100 strategic customers expressed satisfaction in the Customer Voice survey for the past 3 years.

3 Achieving net-zero emissions, protecting resources and helping combat climate change



- **-68%** reduction in GHG1 emissions per employee in 2022 (baseline: 2015 for direct emissions)
- **Over 19,000** employees trained in eco-friendly digital behaviours

4 Working with an expanded ecosystem to collectively address key social issues that affect us all



- Member of the European Alliance for Industrial Data, Edge and Cloud
- In 2022, the Prix Entreprendre pour Demain (Entrepreneurship for tomorrow) award was devoted to an environmental theme.

5 Establishing ongoing constructive and transparent dialogue with our stakeholders.

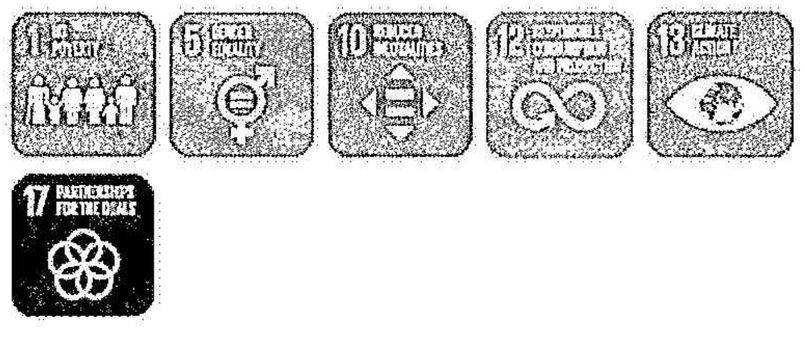

603 suppliers were awarded positive EcoVadis assessments in 2022, covering more than €737 million of expenditure (more than 85% of target 2022 expenditure).

6 Conducting our business ethically and with integrity in our day-to-day operations and across all our activities



- 93% of the Group's employees trained in preventing corruption and influence peddling

7 Supporting local communities by stepping up our community initiatives, particularly in the field of digital inclusion



- 201 outreach projects supported by the Group and 679 non-profits and schools supported, of which 157 for high-impact projects
- Over 1,000 volunteers on community outreach programmes

1_ GHG: Greenhouse gas

See **Chapter 4** for more information

Business model and...

Key points of the corporate plan

Our vision

The digital revolution has triggered a radical transformation in our environment. It is speeding up changes in our clients' business models, internal processes and information systems.

In this fast-changing environment, we bring our clients new ideas and support them in their transformation by making the most effective use of digital technology.

Our business

Sopra Steria provides end-to-end solutions to address the core business needs of large companies and organisations, helping them remain competitive and grow, supporting them throughout their digital transformation in Europe and around the world.

Our market

- Spending on digital services in Western Europe: $311bn in 2022[1]
- A market that is expected to grow between 7% and 8% per year between 2023 and 2026[1].
- Sopra Steria ranks among the top 12 digital services companies operating in Europe (excluding captive service providers and purely local players)[1].

Our offering

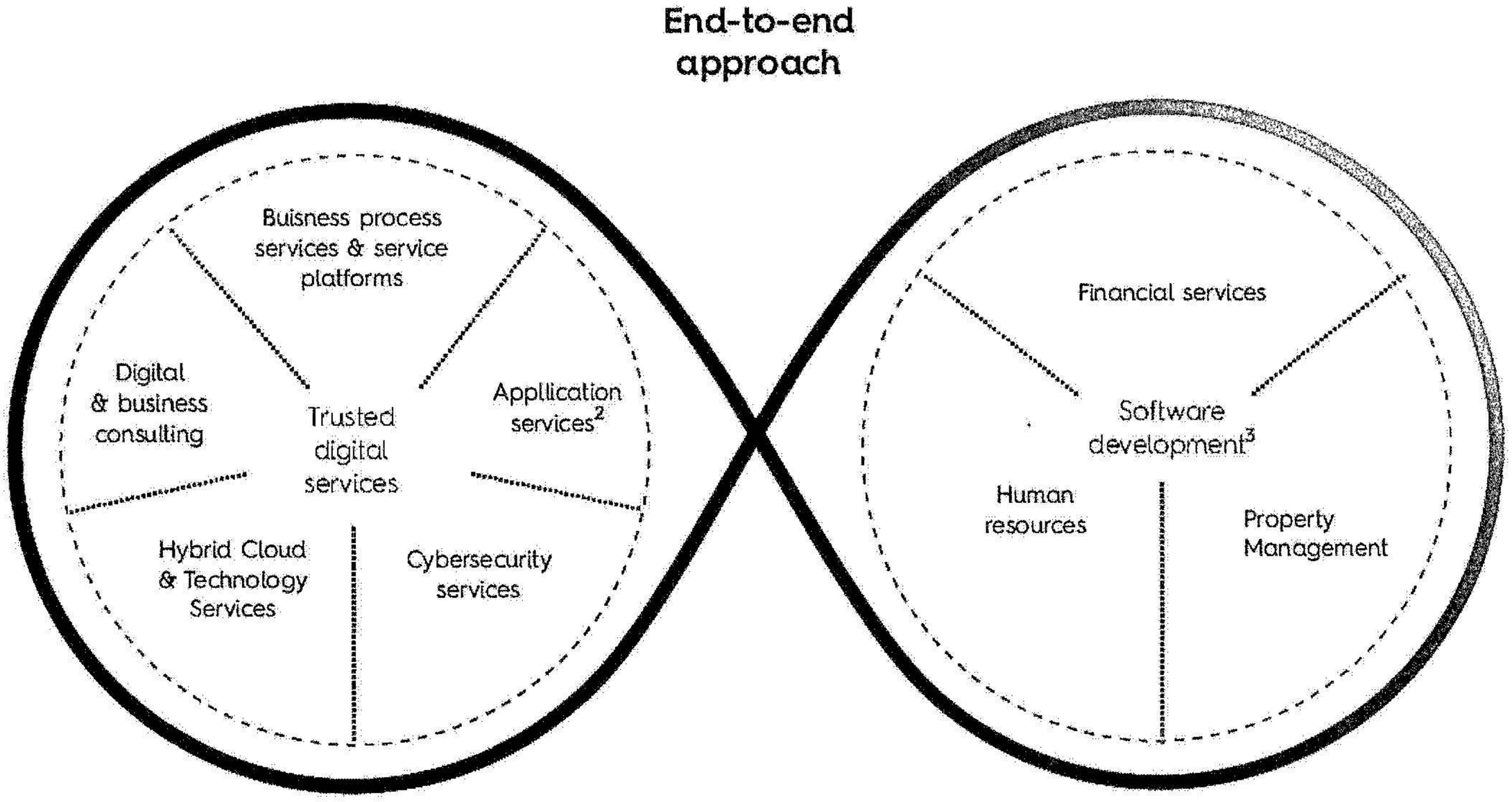

1_ Source: Gartner, Q4 2022, in constant US dollars
2_ Systems integration and third-party application maintenance
3_ Licensing model and SaaS/Cloud model

2023072603017

...The value creation chain

Sopra Steria's DNA

Entrepreneurial culture, close client relationships, sense of commitment, corporate responsibility

Innovations & Technologies

Cloud, Data, AI[1], Blockchain, Cybersécurity, Mobility, 5G, IoT[2]

Imagining and building the future
Enhancing what's already there

Transforming our clients' business models, processes and systems

Link between legacy and digital

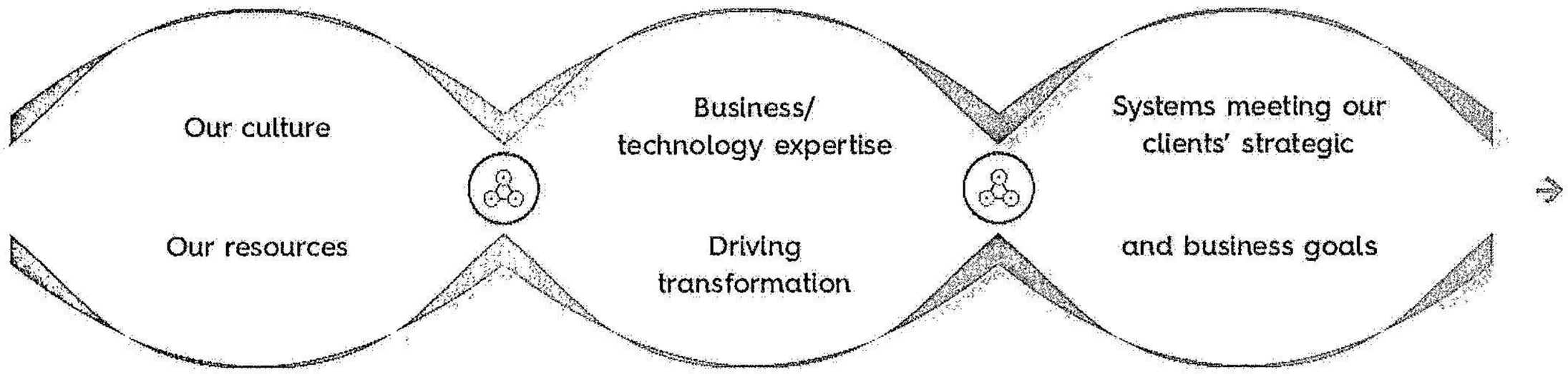

Employees, strategic partners, subcontractors, startups, suppliers, business/engineering schools and universities

End-to-end approach

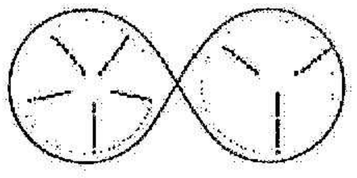

Extensive range of solutions

Major Client focus

8 strategic verticals,
Targeted business areas

Sample value creation performance measures in 2022 for our main stakeholders

Employees

- 78% of employees say Sopra Steria is a great place to work - GPTW survey[3]
- 33 hours of training on average per employee
- 100% of employees take part in a training session at least once a year
- 17% attrition rate

Clients

- 80% of 100 strategic clients satisfied according to the Customer Voice survey
- 7.6% organic revenue growth

Shareholders

- Share price €141.20 at 30/12/2022
- €4.30 dividend proposed for financial year 2022
- Non-financial rating agencies' rating
See page 8

Society

- -68% reduction in GHG[4] emissions per employee in 2022 (baseline: 2015)
- A List: CDP ranking
- Top 1% Platinum: EcoVadis

1_ AI: Artificial Intelligence
2_ IoT: Internet of things
3_ GPTW: Great Place To Work
4_ GHG: Greenhouse gas

See Chapter 1 and 4 for more information

Breakdown of revenue and the workforce

Group revenue by vertical market



Group revenue by business line

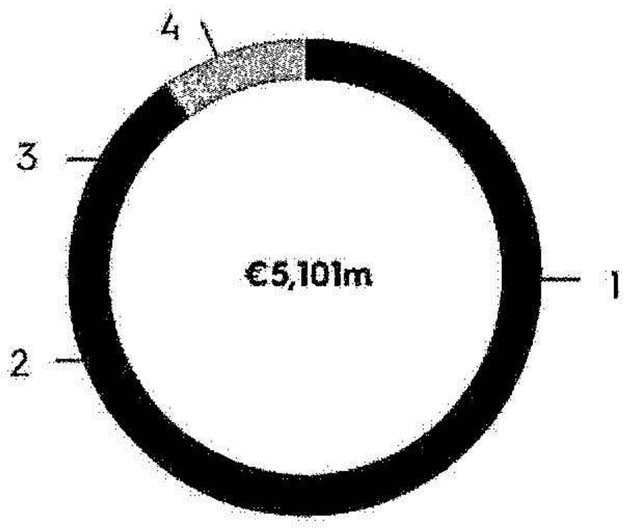

1. Consulting, systems integration	62%
2. Development of business solutions	15%
3. Business Process Services	13%
4. Hybrid Cloud & Technology services	10%

Group revenue by geographic region

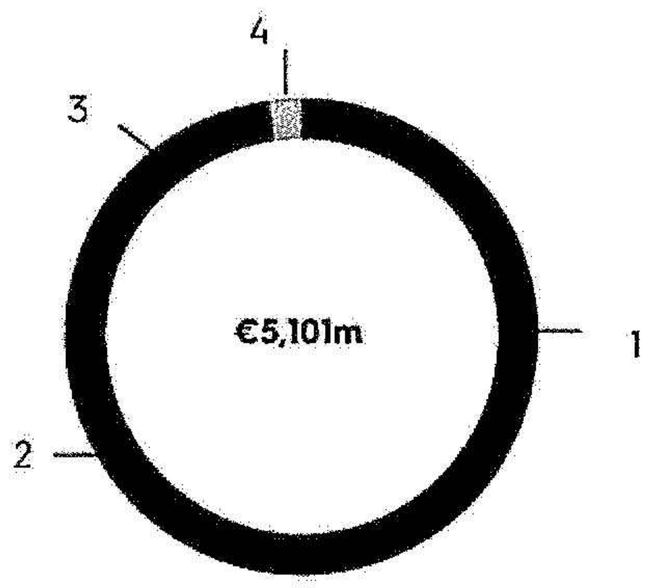

1. France	48%
2. Other Europe	31%
3. United Kingdom	19%
4. Rest of the World	2%

Workforce

Group
49,690
employees

France
19,822

United Kingdom
7,440

Other Europe
12,583

Rest of the World
435

International Service Centres
9,410
(India, Poland, Spain and North Africa)

Solutions revenue by product

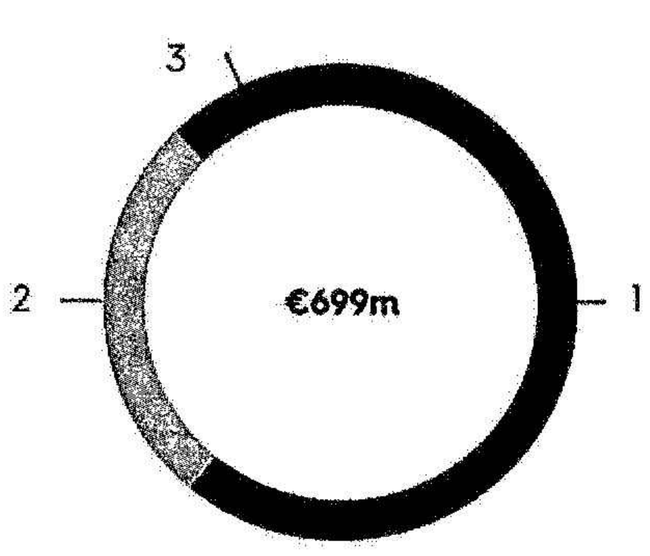

1. Sopra Banking Software	61%
2. Sopra HR Software	27%
3. Property Management Solutions	12%

Solutions revenue by geographic region

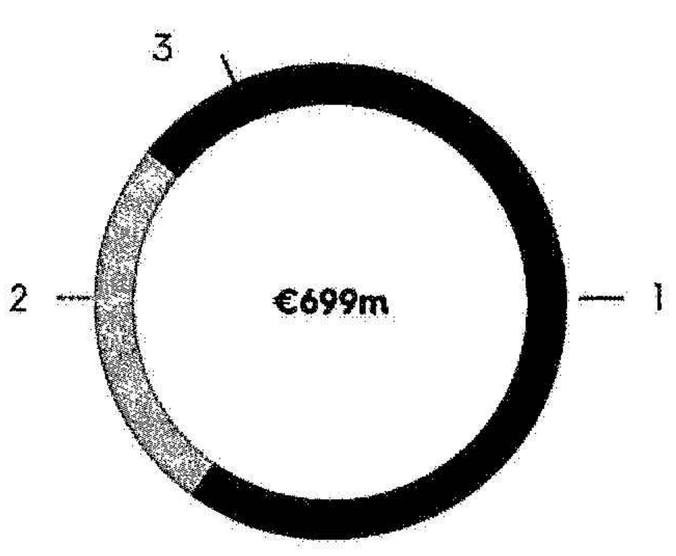

1. France	60%
2. Rest of Europe	26%
3. Rest of the World	14%

See **Chapter 5** for more information

2023072603018

Strategy & Ambitions

Strategy

Sopra Steria's strategy is built around its independent corporate plan focused on sustainable value creation for its stakeholders. This Europe-wide corporate plan is underpinned by expansion through organic and acquisition-led growth. Its goal is to generate substantial added value by leveraging a comprehensive range of end-to-end solutions, driven by our powerful consulting and software businesses and our combination of technology and sector-specific expertise.

Our ambition is to be the partner of choice in Europe for major public administrations, financial and industrial operators and strategic businesses, when they are looking for support with driving the digital transformation of their activities (business and operating model) and their information systems, and preserving their digital sovereignty.

Strategic levers

Focus strategy

100 European key accounts

8 preferred verticals of which 3 top-priority:

- Financial Services
- Aerospace, Defence & Security
- Public sector

Specific business areas

Offering strategy

End-to-end approach
Strengthening of consulting
Tech & Digital

- Cloud, Cyber, AI, Data, Blockchain

Software

- Sopra Banking & Sopra Financing Platfom
- Human Resources
- Property Management

Digital and industrial production model

Industrial approach

DevOps and Asset-based platforms

X-shore

Cloud centers of excellence - Data - AI

Medium-term ambitions

Sopra Steria's corporate plan is set within an upbeat market for digital services, boosted by demand for digital transformation on the part of businesses and institutions looking to optimise their processes and increase their resilience.

Over the medium term, Sopra Steria is targeting compound annual organic revenue growth of between 4% and 6%, an operating margin on business activity of around 10%, and free cash flow of between 5% and 7% of revenue.

See **Chapter 1** for more information

Risk management

Participants in internal control and risk management

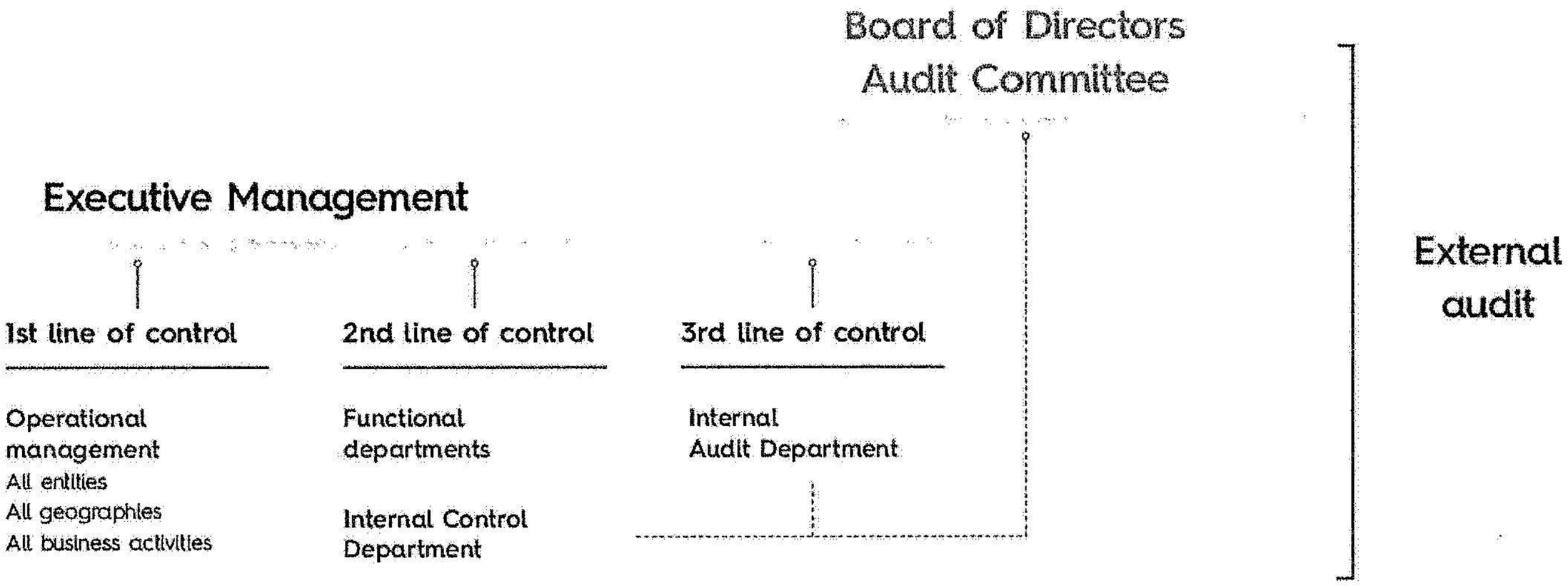

Identification of the Group's main risks

The most significant risks specific to Sopra Steria are set out below by category and in decreasing order of criticality (based on the crossover between probability of occurrence and the estimated extent of their impact), taking account of mitigation measures implemented. This presentation of residual risks is not intended to show all Sopra Steria's risks.

The internal control system and risk management policies implemented by the Group aim to lower the probability of occurrence of these main risk factors and their potential impact on the Group.

Each of these risk management policies is laid down in detail in the "Risk factors and internal control" chapter of this document.

The table below shows the results of this assessment in terms of residual materiality on a scale of three levels, from least material (●) to most material (● ● ●).

Risks related to strategy and external factors

- Appropriate and adapted offerings
  ● ● ●
- Acquisitions
  ● ●
- Loss of business from a major client or vertical
  ●
- Reputational crises
  ●

Risks related to operational activities

- Repercussions of major external crises
  ● ● ●
- Cybersecurity, protection of systems and data
  ● ●
- Marketing and execution of managed/operated projects and services
  ● ●

Risks related to human resources

- Ability to attract and retain employees – SNFP*
  ● ● ●
- Development of skills and managerial practices – SNFP*
  ● ●

Risks related to regulatory requirements

- Risks related to regulatory requirements – SNFP*
  ●

NB: The Group is not directly exposed to Ukraine, Belarus or Russia, with the exception of a small non-trading entity in the latter country, which is currently being closed.

SNFP* This risk also relates to concerns addressed by the regulatory changes set out in Articles L. 225-102-1, III and R. 225-105 of the French Commercial Code, which cover the Company's Statement of Non-Financial Performance

Financial performance

2023072603019

Revenue
in millions of euros

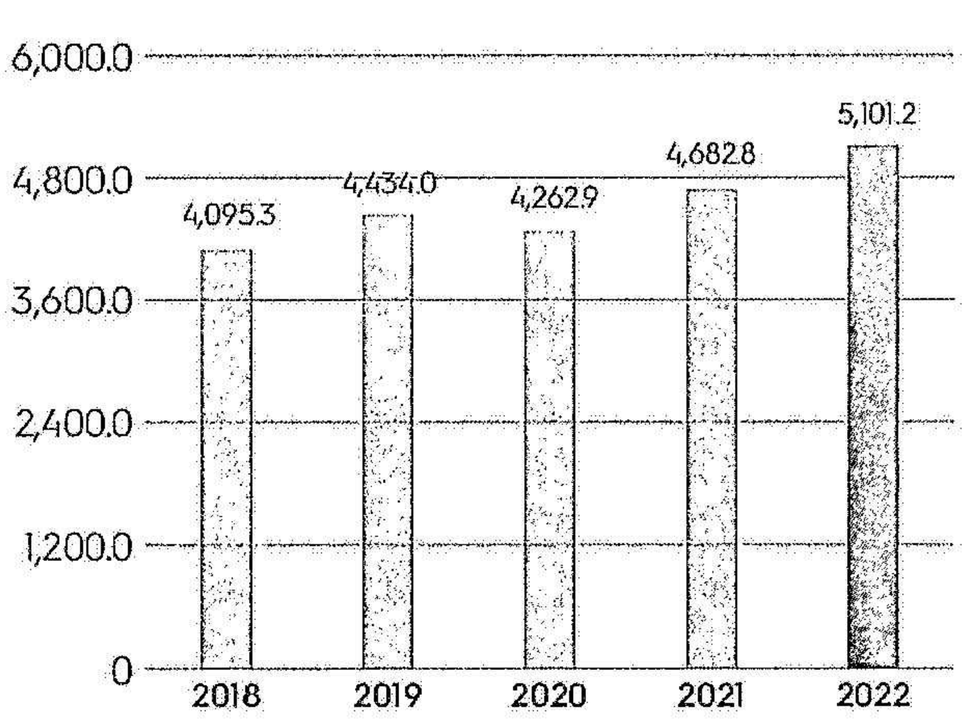

Operating profit on business activity
in millions of euros and % of revenue

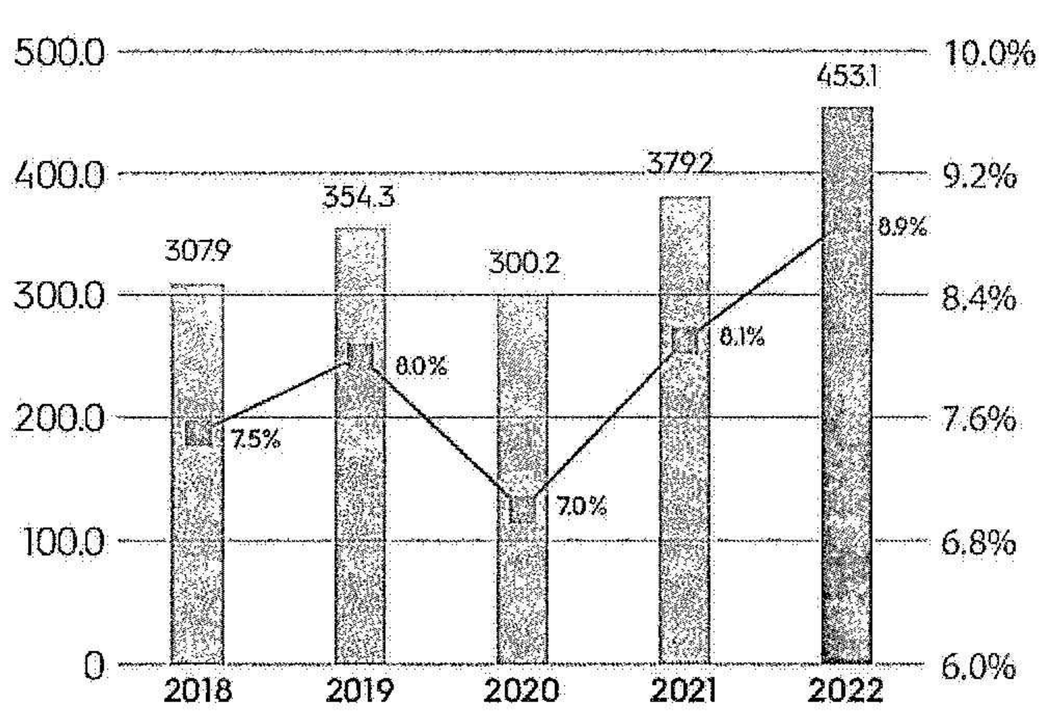

Net profit attributable to the Group
in millions of euros and % of revenue

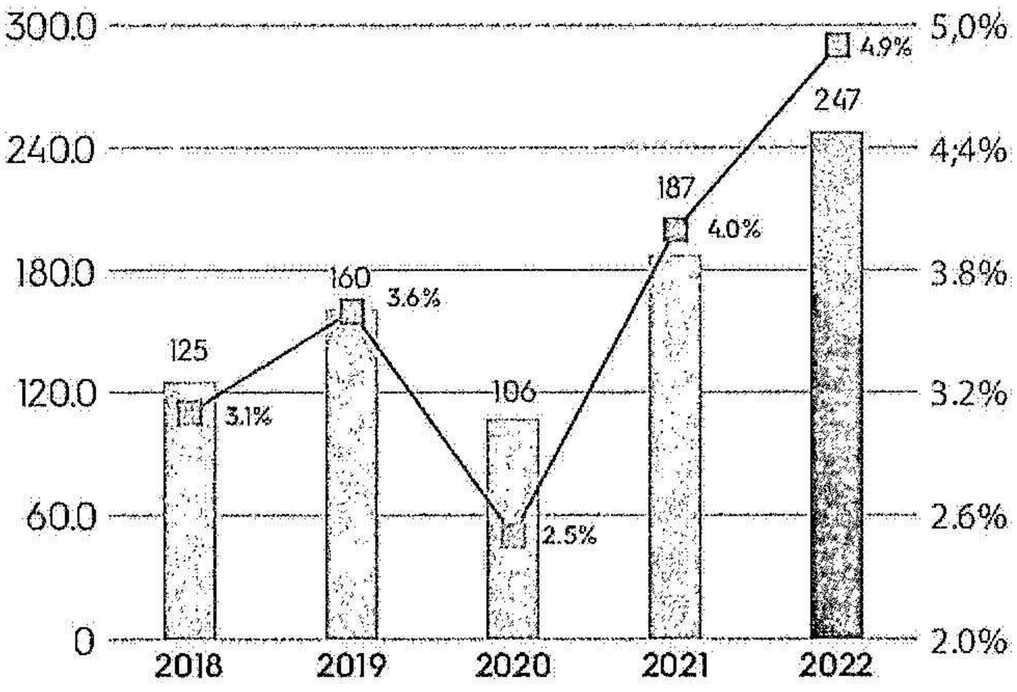

Dividend
in euros per share



(*) Amount proposed at the General Meeting of 24 May 2023

Free cash flow
in millions of euros

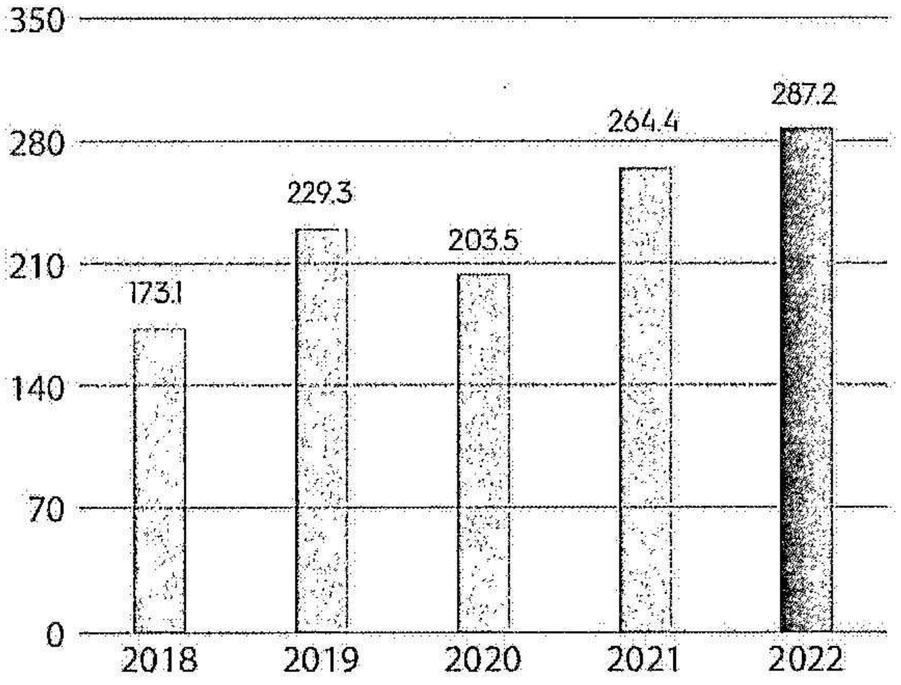

Sopra Steria share price
over 1 year* compared to performance of SBF 120 and CAC 40

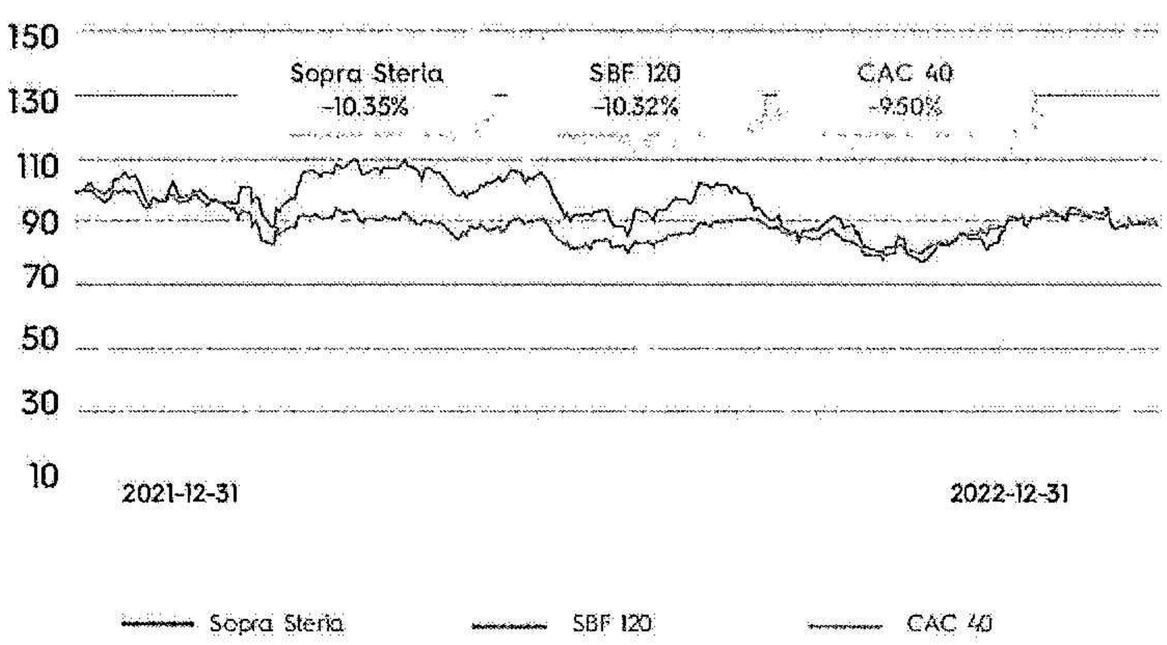

(*) Rebased 100 at 31 December 2022 (Source: Euronext Paris)

Dialogue with investors

Factsheet

Listing	Market	ISIN	Ticker symbol	Main indices
Euronext Paris	Compartment A	FR0000050809	SOP	SBF 120, CAC ALL-TRADABLE, CAC ALL SHARES, CAC MID & SMALL, CAC MID 60, CAC TECHNOLOGY, EURONEXT DEVELOPED MARKET, NEXT 150, CAC SBT 1.5°, EURONEXT EUROZONE ESG LARGE 80 EURONEXT EUROZONE 300, EURONEXT VIGEO EUROPE 120, EN CDP ENVIRONNEMENT ESG FRANCE EW EURONEXT TECH LEADERS

Eligible for "PEA" Share Savings Plan in France
Eligible for Deferred Settlement Service

2023 financial calendar

23 February 2023 **before market open**	28 April 2023 **before market open**	24 May 2023	29 May 2023	31 May 2023	27 July 2023 **before market open**	27 October 2023 **before market open**
2022 full-year revenue and earnings[1]	**Q1 2023 revenue[2]**	**Annual General Meeting**	**Ex-dividend date**	**Dividend payment**	**2023 half-year revenue and earnings[1]**	**Q3 2023 revenue[2]**

1_ The full-year and half-year results are published in press releases and are presented at meetings, which are also made available as bilingual webcasts in French and English.

2_ Q1 and Q3 revenue is published in press releases and presented on conference calls in French and English.

Meetings with investors in 2022

The Investor Relations Department builds a dialogue with the investor community throughout the year. It endeavours to meet with all shareholders, investors and financial analysts in the world's main financial marketplaces during roadshows or conferences, as well as on the occasion of annual and interim financial reports and presentations to the General Shareholders' Meeting.

175 Institutions met

177 Meetings

11 Countries covered

17 Cities covered

25 Roadshows

11 Conferences

Percentage of Group's share capital held by institutional investors

29.3%
International institutional investors

27.9%
French institutional investors

Percentage of Group's share capital held by individual shareholders

8.8% percentage of share capital held by individual shareholders

TPI survey of identifiable shareholders at 31/12/2022 - Ownership threshold of over 1,000 shares

Sopra Steria received an award from the Technical Committee of the Transparency Awards in 2022*

Winner of the Transparency Awards 2022 in the CAC Mid 60 category

Sopra Steria ranks among the top 3 companies nominated for the 2022 Transparency Awards for the 2021 Universal Registration Document and website

2nd place
in the Transparency Awards for regulated information

*Technical Committee of the Transparency Awards organised by Labrador

Contacts

2023072603020

Follow us on

- Group website
  https://www.soprasteria.com
- Investors
  https://www.soprasteria.com/investors
- Sustainable Development & Corporate Responsibility
  https://www.soprasteria.com/about-us/corporate-responsibility

https://twitter.com/soprasteria

https://www.facebook.com/soprasteria

https://www.linkedin.com/company/soprasteria

https://www.youtube.com/user/SteriaGroup

Investor Relations Director
Olivier Psaume
Phone: +33.1.40.67.68.16
Email: investors@soprasteria.com

ESG Investor Relations
Phone: +33.1.40.67.86.88
Email: investors@soprasteria.com

Individual Shareholder Relations
Phone: +33.1.40.67.68.26
Email: investors@soprasteria.com

Corporate Responsibility Director
Fabienne Mathey-Girbig
Email: corporate.responsibility@soprasteria.com

2023072603021

1. Business overview and strategies

1.	**Sopra Steria Group at a glance**	**20**
2.	**History of Sopra Steria Group**	**21**
3.	**Digital services market**	**22**
3.1.	Main markets – Competitive environment of the digital services sector	22
4.	**Sopra Steria's activities**	**23**
4.1.	A major European player in digital transformation	23
4.2.	Business expertise at the heart of our strategy	26
4.3.	Research and Development in Solutions	28
5.	**Strategy and objectives**	**29**
5.1.	Strong and original positioning in Europe	29
5.2.	Confirmed objectives and priority action areas	29
5.3.	Medium-term strategic objectives	31
6.	**2022 Full-year results**	**32**
6.1.	Comments on 2022 performance	32
6.2.	Comments on the components of net profit attributable to the Group and financial position at 31 December 2022	33
6.3.	Proposed dividend in respect of financial year 2022	33
6.4.	Workforce	33
6.5.	Social and environmental footprint	33
6.6.	Targets	34
6.7.	External growth transactions and acquisitions in financial year 2022	34
6.8.	Infrastructure and technical facilities	34
7.	**Subsequent events**	**34**
8.	**Simplified Group structure at 31 December 2022**	**35**
9.	**Group organisation**	**36**
9.1.	Permanent structure	36
9.2.	Temporary structures for specific deals and projects	37

1. Sopra Steria Group at a glance

Corporate name: Sopra Steria Group

Until 2 September 2014, the name of the Company was "Sopra Group". As a result of the successful public exchange offer made by Sopra Group for the shares of Groupe Steria SCA (see press release dated 6 August 2014), the Board of Directors met on 3 September 2014, with Pierre Pasquier presiding, and recorded the entry into effect of several resolutions conditionally adopted at the General Meeting of 27 June 2014.

Among the consequences of the implementation of these resolutions was the change in the corporate name from "Sopra Group" to "Sopra Steria Group".

Registered office: PAE Les Glaisins, Annecy-le-Vieux, 74940 Annecy – France. Phone: +33(0)4 50 33 30 30.

Executive Management: 6 avenue Kleber, 75116 Paris – France. Phone: +33(0)1 40 67 29 29.

Legal form: French *société anonyme*.

Company website: https://www.soprasteria.com

Date of incorporation: 5 January 1968, with a term of fifty years as from 25 January 1968, renewed at the General Meeting of 19 June 2012 for a subsequent term of ninety-nine years.

Country where the entity is incorporated: France

Country where registered office is located: France

Name of the parent company: Sopra Steria Group

Name of the controlling company: Sopra Steria Group

Principal entity: Sopra Steria Group

Corporate purpose: *"The Company's purpose is:*

To engage, in France and elsewhere, in consulting, expertise, research and training with regard to corporate organisation and information processing, in computer analysis and programming and in the performance of customised work.

The design and creation of automation and management systems, including the purchase and assembly of components and equipment, and appropriate software.

The creation or acquisition of and the operation of other businesses or establishments of a similar type.

And, generally, all commercial or financial transactions, movable or immovable, directly or indirectly related to said corporate purpose or in partnership or in association with other companies or persons" (Article 2 of the Articles of Association).

Commercial registration: 326 820 065 RCS Annecy

Place where legal documents may be consulted: Registered office.

ISIN: FR0000050809

Legal Entity Identifier (LEI): 96950020QIOHAAK9V551

Financial year: From 1 January to 31 December of each year.

Explanation of the changes to the name of the entity presenting the financial statements after the end of the previous reporting period: N/A

Appropriation of earnings according to the Articles of Association

"An amount of at least five per cent shall be deducted from the profit for the financial year, reduced by prior losses, if any, in order to constitute the statutory reserve fund. Such deduction shall cease to be mandatory when the amount in the statutory reserve fund is equal to one-tenth of the share capital.

Profit available for distribution comprises the profit for the year less any losses carried forward and amounts allocated to reserves, pursuant to the law and the Articles of Association, plus retained earnings.

The General Meeting may deduct from this profit all amounts that it deems appropriate for allocation to all optional, ordinary or extraordinary reserves, or to retained earnings.

The balance, if any, is apportioned at the General Meeting between all shareholders in proportion to the number of shares that they own.

The General Meeting may also decide to distribute amounts deducted from the reserves at its disposal, expressly indicating the reserve items from which the deductions are made. However, dividends shall first be withdrawn from the profits for the financial year."

(Excerpt from Article 37 of the Articles of Association).

2023072603022

2 History of Sopra Steria Group

A LONG HISTORY OF ENTREPRENEURSHIP

Backed by our strong entrepreneurial culture and our sense of collective purpose, we work every day to deliver a range of solutions, from consulting to systems integration, on behalf of our clients. We aim to be the benchmark partner for large public authorities, financial and industrial operators, and strategic companies in the main countries where we operate. We focus on being relevant at all times and ensuring that our impact is a positive one, both for society and from a business perspective.

2014-2022

A new strategic plan to promote expansion and competitiveness

The acquisition of CIMPA in October 2015 boosts its presence in the product lifecycle management (PLM) market. Following the acquisition of software developer Cassiopae, finalised in January 2017, three new companies joined the Sopra Steria Group in 2017: Kentor, 2MoRO and Galitt.

In 2018, the Group acquires the German IT services company BLUECARAT to strengthen its position in Germany and offer new growth opportunities for its local subsidiary, as well as Apak to expand its range of lending solutions. In 2019, Sopra Steria takes two important steps forward in the core banking market: the acquisition of SAB, finalised on 7 August 2020, and the partnership with seven German banks in the Sparda banking group, involving the construction of a digital platform. At the end of 2019, Sopra Steria also bolsters its operations and consolidates its strategy by launching its new digital transformation consulting brand, Sopra Steria Next. With the acquisition of Sodifrance in 2020, the Group created a market leader in digital services for insurers and social security providers. In the United Kingdom, Sopra Steria acquired cxpartners, bolstering its expertise in user experience and ergonomic design. Lastly, Fidor Solutions, the software subsidiary of next-generation bank Fidor Bank specialising in digital banking solutions, joined the Group on 31 December 2020. With this acquisition, Sopra Banking Software has significantly accelerated the pace of its development, in particular by augmenting user features as part of its Digital Banking Engagement Platform (DBEP).

In 2021, Sopra Steria was bolstered by the acquisition of French cybersecurity firm EVA Group. This acquisition is a key step toward positioning Sopra Steria as one of the top three players in the French cybersecurity market.

The Group also acquired two other companies in 2021: EGGS Design, which specialises in digital service design and has locations in Norway's four biggest cities (Oslo, Bergen, Trondheim and Stavanger) as well as in Denmark (Copenhagen), and Labs, a Norwegian user experience consulting firm.

In 2022, the Group acquired Footprint, a Norwegian consulting firm specialising in environmental and sustainability issues, and announced plans to acquire Tobania in Belgium and CS Group in France.

Today, the Group ranks among the top 5 European digital transformation players, having earned a reputation for providing end-to-end solutions to address the core business needs of large companies and organisations, helping them remain competitive and grow.

2014

Birth of a new European leader in digital transformation

Complementing each other in business strengths, strategic verticals and geographies while sharing a similar corporate culture, Sopra and Steria merge to give birth to Sopra Steria Group.

2000-2014

Driving digital transformation

In 2001, the Internet bubble bursts accelerating market changes. Clients are looking for global players capable of assisting them in transforming their businesses.

Steria rises to these challenges by completing major strategic acquisitions, including Bull's IT services business in Europe in 2001, Mummert Consulting in Germany in 2005 and the business process outsourcing (BPO) expert Xansa in 2007.

1985-2000

Financial performance at the heart of strategy

Given the maturity of the IT services market, Sopra reexamines its fundamentals and refocuses on systems integration and software development. Sopra completes its initial public offering in 1990. Steria prioritises the rationalisation and industrialisation of processes to reorganise its functional structure. After landing a number of major deals, Steria proceeds with its initial public offering in 1999.

Sopra combines internal and external growth to consolidate its European expansion and its areas of expertise: consulting, systems integration and solutions development. Axway, a subsidiary formed by bringing together the Group's software infrastructure divisions, is floated in 2011.

1968-1985

IT services as a key linchpin in society's process of modernisation

Sopra and Steria are two distinct entities, making their way forward in the emerging IT services industry. They both strive to meet the needs of major clients with innovative products and services. Sopra invests in software development and opens new locations in various markets. At the same time, Steria racks up several contract wins in the public sector.

3. Digital services market

3.1. Main markets – Competitive environment of the digital services sector

In 2022, the digital services market in Western Europe was worth an estimated $311 billion [(1)], up 9.5% [(2)]. For 2023, Gartner predicts growth of 8.0% (at constant US dollars).

DIGITAL SERVICES MARKET IN WESTERN EUROPE (EXCLUDING HARDWARE AND SOFTWARE)

Country *(in billions of dollars)*	**2022 estimates**
France	39.6
United Kingdom	89.7
Germany	54.2
Rest of Europe	127.3
TOTAL	**310.8**

Source: Gartner, updated Q4 2022.

Three countries (the United Kingdom, Germany and France) account for 59% of IT services spending [(1)].

According to market research, in 2022 the market [(1)] grew by 9.3% [(2)] in France, 9.3% in Germany and 9.1% in the United Kingdom. For 2023, growth is expected to continue, amounting to 7.7% in France, 7.9% in Germany and 7.3% in the United Kingdom.

Gartner expects this trend to continue over the next few years, with market growth in Western Europe estimated at around 7% to 8% per year between 2023 and 2026.

DIGITAL SERVICES MARKET IN WESTERN EUROPE (EXCLUDING HARDWARE AND SOFTWARE)

Business *(in billions of dollars)*	**2022 estimates**
Consulting	71.2
Development and systems integration	85.0
Outsourced IT and cloud infrastructure services	118.1
Business process outsourcing	36.6
TOTAL	**310.8**

Source: Gartner, updated Q4 2022.

In terms of business segments, according to Gartner, consulting was up 11.1% [(2)] in 2022 and implementation services grew by 11.8%. The Group's other activities also experienced a year of growth: Outsourced infrastructure and cloud services were up 6.9%, with business process outsourcing up 9.7%.

For 2023, Gartner predicts growth of 9.2% in consulting, 6.9% in implementation services and 8.3% in outsourced infrastructure and cloud services. Business process outsourcing is expected to grow by 7.2%.

Furthermore, the IT services market remains fragmented despite some consolidation, with the leading player in the European market holding a 5% share. Against this backdrop, Sopra Steria is one of the 12 largest digital services companies operating in Europe (excluding software) with an average market share of just under 2%. In France (second in the market) and in Norway (fourth in the market), the Group's market share is over 5%. In the other major European countries, its market share is around 1%.

Sopra Steria's main competitors in Europe are: Accenture, Atos, Capgemini, CGI, DXC and IBM, all of which are present worldwide. It also faces competition from Indian groups, chiefly in the United Kingdom (such as TCS, Cognizant, Wipro and Infosys), and local companies with a strong regional presence (Indra in Spain, Fujitsu in the United Kingdom, Tietoevry in Scandinavia, etc.). Apart from its services business, listed rivals such as Temenos and Alfa Financials also command a significant presence in the software market, where Sopra Steria is also present, especially in banking.

(1) Source: Gartner, updated Q4 2022

(2) Growth calculated at constant US dollars

2023072603023

4 Sopra Steria's activities

4.1. A major European player in digital transformation

Sopra Steria, a European leader in consulting, digital services and software development, helps its clients drive their digital transformation and obtain tangible and sustainable benefits, thanks to one of the most comprehensive portfolios of offerings on the market, encompassing consulting and systems integration, business and technology solutions, hybrid cloud and technology services, cybersecurity and business process services.

The Group provides end-to-end solutions to make large companies and organisations more competitive by combining in-depth knowledge of a wide range of business sectors and innovative technologies with a fully collaborative approach: from strategic analysis, programme definition and implementation, and IT infrastructure transformation and operation, to designing and implementing solutions and outsourcing business processes.

For Sopra Steria, helping clients succeed in their digital transformation means breaking down their strategic and business challenges into digital initiatives through an exclusive end-to-end offering. Thanks to very close relationships with its clients and its multi-disciplinary teams, the Group is able to continually innovate to guarantee that its offerings remain relevant to the strategic challenges of each of its vertical markets.

Sopra Steria's teams are trained in the new microservices platforms, DevOps and cloud computing. They are also adopting new methods of designing, delivering and embedding teams. Sopra Steria is therefore able to offer the two key ingredients for successful digital transformation: speed of execution and openness to external ecosystems.

Sopra Steria Group is also the preferred partner of Axway Software, whose exchange and digital enablement platforms play an important role in modernising information systems and opening them up to digital technology.

Sopra Steria is an independent Group whose founders and managers control 22.3% of its share capital and 33.7% of its theoretical voting rights. With nearly 50,000 employees in nearly 30 countries, it pursues a strategy based on European key accounts.

4.1.1. CONSULTING AND SYSTEMS INTEGRATION – 62% OF 2022 REVENUE

a. Consulting

Sopra Steria Next, the Group's consulting brand, is a leading consulting firm. Sopra Steria Next has over 40 years' experience in business and technological consultancy for large companies and public bodies, with over 3,000 consultants in France and Europe. Its aim is to accelerate the development and competitiveness of its clients by supporting them in their digital transformation while addressing their sustainability challenges in keeping with our clients' Corporate Responsibility policies. This support involves understanding clients' business issues using substantial sector-specific expertise, and then working to design transformation roadmaps (business processes, data architecture, change management, etc.) to make the most of new digital technologies. It involves supporting the information systems departments of our clients, grasping their new challenges, assisting them with their overall transformation projects as well as the modernisation of their legacy systems.

b. Systems integration

Systems integration is Sopra Steria's original core business, and covers all aspects of the information system life cycle and major transformation programmes. Sopra Steria is equipped to address the full range of its clients' software asset needs:

Design and integration

Sopra Steria's teams help their clients implement agile and industrial-scale projects. The Group undertakes to design and deliver systems in line with business requirements that are flexible and adapted to the new requirements of digital transformation as well as sector-specific regulatory constraints. This is made possible by working closely with the Sopra Steria Next teams.

Performance and transformation

In addition to standard information systems maintenance, Sopra Steria takes a continuous transformation approach to these systems to guarantee optimised operational efficiency for its clients, suited to changes in their business. The transformation approach includes a well-equipped and documented procedure making it possible to combine the issues involved in reducing the time to market with improved competitiveness and continuity of service.

Streamlining data flow

Once the systems and technologies are implemented, the information system gives access to reliable, relevant and critical data, offering better analysis of user satisfaction and optimisation of service performance.

With the increasing number of diverse data sources relating to fundamental changes in use, data is more valuable to the company than ever. To increase the value of this data, Sopra Steria has developed specific know-how and expertise to manage the exponential growth in data volumes and associated skills (data science, smart machines, automation, artificial intelligence) by integrating them in a global solution, securing the data regardless of its origin (mobile devices, smart objects, data privacy, the cloud, multimodal and multichannel systems, etc.) and using the data by means of contextualised algorithms.

The Group's systems integration offering thus meets the challenges posed by both the obsolescence and modernisation of information systems, ensuring optimal flexibility and value creation.

Product lifecycle management (PLM)

CIMPA provides comprehensive expertise via its PLM offering, which covers all the various facets of PLM services:

- PLM strategy creation or optimisation;
- deployment of strategy-related tools, processes or methods;
- user training and support.

4.1.2. HYBRID CLOUD & TECHNOLOGY SERVICES – 10% OF 2022 REVENUE

With over 6,000 experts worldwide and more than 15 years' experience in developing our outsourcing service centres in Europe and India, Sopra Steria – a leader in the hybridisation of information systems and a major player in digital transformation – provides support for all technological, organisational and security-focused information system transformation projects. Our main activities encompass consulting, transforming infrastructure and operating models, and managing hybrid cloud activities.

Our area of expertise covers two service categories that are essential to support information system transformation for our clients:

- **Hybrid IT Services**: A comprehensive range of shared transformation services and innovative, customisable operations to help IT departments adopt a hybrid model that combines cloud-based solutions with legacy systems and achieve their goals in relation to agility, availability and performance. Our catalogue of integrated services lets us provide end-to-end management of our clients' applications in hybrid environments, as well as changes to these applications and interconnections with applications hosted in public and sovereign cloud environments.
- **User Experience Services**: A smart shared services platform providing users with office and application support built around knowledge of their business and drawing on AI-based digital solutions to offer a seamless experience.

Our consultants and experts are able to co-manage and run complex transformation projects and design and help roll out innovative technology solutions in response to clients' business issues.

4.1.3. CYBERSECURITY SERVICES

With over 1,400 experts and several state-of-the-art cybersecurity centres in Europe and worldwide (France, United Kingdom, Singapore, Norway, Belgium, Poland, India), Sopra Steria has an international reach as a European leader in protecting critical systems and sensitive information assets for major institutional and private clients.

By absorbing EVA Group in 2022, Sopra Steria strengthened its capability in client-focused consulting and expertise and expanded its international presence (in the Asia-Pacific region, the US and Canada).

Through its comprehensive offering, the Group is able to address the entire cybersecurity value chain:

- **Prevention**: Drawing up a cybersecurity strategy that is adapted to the risks of the business and complies with the regulations in force, and spreading a culture of security within the organisation;
- **Protection**: Ensuring the continuous monitoring of assets by securing multi-cloud and hybrid environments, end-to-end encryption of applications and sensitive data;
- **Detection and response**: Adopting an overall defence strategy that mobilises all stakeholders to work together (detection, response, cyber threat intelligence, investigation, vulnerability management, etc.) towards a shared goal – recognising attackers and countering cyberattacks.

Drawing on this framework and our specific areas of expertise, we have developed offerings designed to address our clients' priority concerns:

- **Crisis management and cyber resilience, cloud security, industrial security, and IT and information systems security strategy**

Sopra Steria's business model based around value centres and products is designed to maximise the cyber value of the services delivered by the Group. It can be rolled out **locally, through service centres (in France, nearshore in Poland and offshore in India) or in hybrid form, with "follow-the-sun" capability.**

4.1.4. DEVELOPMENT OF BUSINESS SOLUTIONS – 15% OF 2022 REVENUE

Sopra Steria offers its business expertise to clients via packaged solutions in three areas: banks and other financial institutions via Sopra Banking Software, human resources via Sopra HR Software, and real estate owners and agents with its property management solutions. The Group offers its clients the most powerful solutions, in line with their objectives and representing the state of the art in terms of technology, know-how and expertise in each of these three areas.

Sopra Banking Software: Solutions developer for the financial services industry

Drawing on its technologies and the strength of its commitment, Sopra Banking Software, a wholly-owned subsidiary of the Group, supports its clients – financial institutions – all over the world on a daily basis.

The customer experience, operational excellence, cost control, compliance and risk reduction are among the key transformation priorities for:

- banks in Europe and Africa: From direct- and branch-based retail banks and private banks to microfinance companies, Islamic financial institutions and centralised payment or credit factories;
- financing and lending institutions around the world: Serving individuals and companies, the automotive and capital goods sectors, as well as equipment and real estate leasing and even market financing.

With over 5,000 experts and more than 50 offices worldwide, Sopra Banking Software addresses its clients' challenges across all geographies and in all business areas, covering issues such as communicating new offerings, the quality of customer relationships, production, accounting integration and regulatory reporting.

Solutions

Sopra Banking Software offers two kinds of services: Sopra Banking Platform, intended to respond to banks' day-to-day needs, and Sopra Financing Platform, which specialises in managing financing:

- Sopra Banking Platform is a banking processing platform that relies on an architecture of independent and pre-integrated business components. It makes it possible to manage all banking operations (deposits and savings, management of the loan life cycle, payments, reporting) and offers innovative features in a digital and mobile environment;
- Sopra Financing Platform is a flexible and robust financing management platform able to deal with all types of financing tools within the framework of advanced process automation.

These solutions can be used either on-site at the client's premises, on the cloud (public or private) or in SaaS mode.

20230726030024

Services

An end-to-end provider, Sopra Banking Software offers solutions as well as consulting, implementation, maintenance and training services. This means that financial institutions are able to maintain their day-to-day operations while shifting towards greater innovation and agility, with the aim of securing sustainable growth. Through its market-leading solutions backed by more than 50 years of experience in its field, Sopra Banking Software is committed to working with its clients and staff to build the financial world of the future.

Sopra HR Software: a market leader in human resource management

Sopra Steria Group also develops human resource management solutions via Sopra HR Software (a wholly-owned subsidiary of Sopra Steria). Sopra HR Software is present in 10 countries, providing comprehensive HR solutions perfectly suited to the needs of human resources departments. Sopra HR Software currently has a workforce of 1,800 people and manages the payrolls of 900 clients with over 12 million employees.

Sopra HR Software is a partner for successful digital transformation of companies and anticipates new generations of HR solutions.

Solutions

The Sopra HR Software offerings are based on the most innovative business practices and cover a wide range of functions, including core HR, payroll, time and activity tracking, talent management, staff experience, and HR analytics. The offering is based on two product lines, HR Access® and Pléiades®, aimed at large and medium-sized public or private organisations in any sector and of varying organisational complexity, irrespective of their location. In response to new hybrid working patterns, the new generation of Sopra HR 4YOU solutions offers a fully digital HR space that helps businesses stay closely connected with their employees and optimise HR performance and the quality of HR services.

Within Sopra HR Lab, Sopra HR anticipates the emergence of innovative HR solutions.

Services

Sopra HR Software, a comprehensive service provider, offers a number of services linked to its solution offering and its HR ecosystem. Sopra HR Software supports its clients throughout their projects, from consulting through to implementation, including staff training, maintenance and business process services (BPS).

Sopra HR Software implements its own solutions either on-premise or in the cloud and also offers a wide range of managed services.

Sopra Real Estate: driving digital transformation in the real estate market

Sopra Real Estate Software is the leading developer, distributor, integrator, and service manager of property management software in France. Sopra Steria offers major public and private sector real estate players (institutional investors, social housing operators, property management firms, property managers and major users) comprehensive business software solutions providing a huge range of functionality.

Sopra Real Estate Software's 700 real estate experts help our 400 clients realise their digital transformation so as to boost their return on assets, optimise practices and strengthen relationships with tenants and service providers.

Sopra Real Estate Software also offers a technical real estate asset management solution that is particularly well suited to helping our clients better understand their assets and manage their energy performance.

Solutions

From property management to building information management, we offer a range of solutions built around providing digital real estate services to tenants and partners.

Services

Sopra Real Estate Software supports its clients with an end-to-end service offering based on its solutions, from consulting to integration and managed services.

4.1.5. BUSINESS PROCESS SERVICES – 13% OF 2022 REVENUE

Sopra Steria offers a full range of business process services (BPS) solutions: consulting for the identification of target operating models, development of transition and transformation plans, and managed services.

Sopra Steria manages two of Europe's largest shared services organisations. Shared Services Connected Limited (SSCL) is a unique joint venture between Sopra Steria and the UK Cabinet Office. Sopra Steria provides a full range of business support services to major government departments, the police and UK government agencies. NHS Shared Business Services is a joint venture between Sopra Steria and the Department for Health and Social Care that provides support services to NHS trusts and UK health bodies.

Our BPS offering goes hand in hand with digital transformation. Digital technologies have opened up opportunities for improving key business processes in all organisations. Whether they involve robotics, chatbots, automatic natural language processing (NLP) or artificial intelligence (AI) more widely, digital technologies can streamline the execution of processes, cut their costs and lead to new approaches.

Sopra Steria has forged relationships with major providers of digital solutions for BPS.

Furthermore, we enjoy a strong presence in the technology ecosystem, both in France and worldwide. We thus have access to a dynamic network of partners as well as a singular ability to identify innovative solutions owing to our connections with the world of technology startups. We combine our own platforms with those of our technology partners to provide the right level of innovation within our design/production/operation services. Our specialised design teams work to ensure the best possible client experience for end-users and we offer our clients ways to considerably improve process efficiency by leveraging intelligent automation and machine learning. Thanks to our technology assets, we are helping to develop tomorrow's operating models.

Sopra Steria employs many consultants and practising professionals with expertise in BPS and the digital sector. They help organisations make the best use of new digital technologies to transform their activities, from their operating models to their processes and end-user services. Our ability to handle transformation in both its human and business dimensions allows us to support our clients wherever their digital journey takes them, helping them to move from a theoretical perspective on possible solutions to a focus on specific technologies. We eliminate inefficient practices, reorganise tasks and improve results for each activity entrusted to us, whether it involves individual business processes or highly complex shared services. Added to this is the experience of our employees in change management, which is essential to the success of any transformation. In the various BPS areas, we can provide the services ourselves or work in tandem with the client's personnel to carry out the engagement. In these cases, we invest in these individuals to help them become more effective and productive, sharing our best practices with them.

Sopra Steria operates two of the largest shared service centres in Europe, taking charge of multiple business processes each day on behalf of end-clients.

4.2. Business expertise at the heart of our strategy

Sopra Steria has chosen eight major vertical markets that constitute its areas of excellence and make up 90% of revenue. The Group has a comprehensive offering in each of these fields, meeting the specific challenges of its clients.

4.2.1. FINANCIAL SERVICES – 21% OF 2022 REVENUE

The banking and financial services sector has entered a new era, that of Open Banking. Client demands and regulatory pressures are constantly increasing and new market entrants (fintech companies, the "Big Four" tech companies, retail and telecoms players, etc.) are helping to accelerate transformations in this ecosystem, moving it toward greater openness, a paradigm shift often referred to as the Open Banking revolution.

Faced with these new challenges, Sopra Steria aims to be a partner for banks, helping to facilitate and accelerate this transformation.

With three core areas of expertise – understanding of the banking sector, its clients and the most innovative technologies – the Group offers powerful and agile software solutions, as well as their application by means of value-added use. The Group and its subsidiary Sopra Banking Software provide comprehensive solutions and turn changes in the banking world into opportunities for their clients, whether in risk management, regulatory compliance, data protection, improving the customer experience, optimising performance, delivering differentiation or identifying new sources of income.

4.2.2. PUBLIC SECTOR – 24% OF 2022 REVENUE

Faced with new expectations from civil society and businesses, the need to optimise their expenditure, the obligation to keep up with regulatory changes and driven by a wave of reforms, public sector entities are continuing the broad-based transformation of their activities, organisations and the services offered to their users.

When digital technology is a force for change, Sopra Steria provides solutions in two main categories: (i) the digitisation of government services, the re-engineering of processes and, more generally, the modernisation of business-specific information systems via digital transformation programmes, and (ii) the pooling of support functions for central government agencies, local authorities, and key providers in the health and welfare sectors.

As a result, public sector organisations can ensure that they meet their targets and priorities at the lowest cost, while giving their information system the agility it requires to meet the high expectations from civil society and agents.

4.2.3. AEROSPACE, DEFENCE AND SECURITY – 20% OF 2022 REVENUE

a. Aerospace

The aerospace sector is a particularly fertile ground for innovation. It is subject to constraints regarding reliability, availability, security and performance, which require suppliers to have full command of the technologies and processes implemented, as well as a thorough understanding of their different clients' core businesses.

For optimal service, companies operating in this sector must align their capacities with the pace of production and optimise their processes and information systems while also improving profitability. Digital continuity and the ability to manage the product life cycle, from design to manufacture and after-sales services, are crucial. Sopra Steria's acquisition in 2015 of CIMPA, a specialist in product lifecycle management, makes total sense in this context particularly as it was followed in 2017 by the acquisition of 2MoRO, extending the Group's offering in aerospace maintenance activities.

To meet these challenges, Sopra Steria's expertise comes into play through the Aeroline vertical in such critical areas as industrial efficiency, manufacturing and particularly the shop floor, supply chain, on-board systems and air traffic control.

b. Defence

In a tense geopolitical context, marked by the rise of new threats to states (high-intensity major conflicts, cybercrime, terrorism, etc.), defence departments face numerous challenges and must improve their effectiveness while taking into account budgetary constraints. It has become essential to ensure information superiority, data interoperability and critical operational systems security.

With over 40 years' experience in supporting the military in Europe, Sopra Steria combines pragmatism and innovation, thanks to tailored technological and process solutions:

1. reliability and interoperability of operational information and communication systems;
2. efficiency and overall effectiveness of the armed forces;
3. efficiency of the military supply chain (supply chain management);
4. control over costs and the complexity of ensuring compliance for information systems.

As a company specialising in digital services, Sopra Steria does not engage in the manufacture, maintenance or marketing of controversial defence equipment.

c. Security

Sopra Steria supports public authorities in meeting the challenges of homeland security. The Group operates in 24 countries, serving many different organisations: police, emergency services, border control, justice, customs and homeland security services.

Sopra Steria carries out large-scale, complex and critical projects on behalf of these organisations, concerning:

- survey management and information processing;
- road safety;
- automation of command-and-control solutions;
- management of identity documents, security credentials, and civil and criminal biometrics;
- modernisation of court- and prison-related administration;
- intelligent, distributed computer systems;
- infrastructure security;
- mobile technologies to optimise operations on the ground.

In addition, the Group has developed innovative solutions specific to

2023072603025

the security sector, to meet the challenges and requirements of clients in this field (biometrics, mobile technology, fingerprint and genetic footprint search engines, implementing secure cloud solutions etc.).

4.2.4. ENERGY AND UTILITIES – 6% OF 2022 REVENUE

The energy sector is in the midst of its most radical transformation, in Europe and in France, since the end of the Second World War. Public institutions, civil society and the private sector have taken into account Europe's decision to achieve carbon neutrality by 2050, with the recent energy crisis in Europe sparking an increase in investment decisions.

Becoming carbon-neutral will require a thorough overhaul of the energy sector's value chain, from production to marketing, with electricity replacing fossil fuels, and biogas and hydrogen acting as complementary forces, particularly for industry.

For energy providers, this raises a number of specific challenges:

- **In production**: striving for excellence in the field of low-carbon (especially nuclear) and renewable energy production, while mastering the technological, financial and societal challenges associated with accepting the many projects to be launched in the various regions;
- **In transmission and distribution**: spearheading a wave of investment in response to the need to scale up renewable energy production, connect production facilities to the grid, and operate those facilities under optimum conditions by modernising and digitalising management of the grid;
- **In marketing**: optimising the customer experience and creating offers that combine energy and services to retain and win over new customers, and to respond to new usage patterns (electric mobility, self-consumption, etc.).

Against this backdrop, Sopra Steria supports energy suppliers and utilities in their strategic responses to trends affecting a number of areas:

- **Experience and client acquisition**: reinventing customer relations and designing new services;
- **Digital continuity of engineering**: helping our major clients achieve their ambitions in developing new carbon-free, nuclear and renewable energy production sites;
- **Power grid modernisation**: ramping up the decentralisation and digitalisation of energy transmission and distribution grids;
- **Modernisation and optimisation of information systems** to enable energy transition investments;
- **Transformation and resilience of organisations:** facilitating changes in organisations and business lines to promote agility.

4.2.5. TELECOMS, MEDIA & ENTERTAINMENT – 4% OF 2022 REVENUE

The telecoms, media and entertainment sector is at the centre of the digital revolution, for three reasons:

- it supports the digitisation of all the other verticals, in particular by feeding the data collected from billions of objects to algorithms;
- it also serves as the testing ground for the implementation of new technologies and uses as part of a platform-based business model;
- lastly, it plays a key role in ensuring economies are resilient, as demonstrated during the Covid-19 pandemic.

Sopra Steria serves the transformation goals of its clients in relation to the following main challenges:

- **deployment of new infrastructures**: Fibre and 5G to help meet countries' industrial requirements by providing them with very high-speed fixed and mobile connectivity;
- **infrastructure management:** Moving from a configurable to a programmable approach for essential infrastructure, such as the cloud, SDN/NFV and most recently 5G;
- **automation**: So that the company is able to interact in real time, in particular thanks to AI, with all members of its ecosystem (customers, suppliers, partners, employees, infrastructures);
- **greater business agility:** Making it easier to readapt, readjust and realign the company and its organisational structures to better seize new opportunities and also to further improve the engagement of managers and their teams in service of clients;
- **digitisation of services:** Laying down the fundamentals of the platform-based business, thus moving to fully digital and end-to-end solutions, from client to infrastructure;
- **core media business:** Taking up new models, such as SVOD, AVOD, content aggregation, targeted advertising and 4K;
- **core gaming business:** Customer retention and churn, fraud reduction and control over cash flows, compliance with regulations, digitisation of distribution channels.

4.2.6. TRANSPORT – 6% OF 2022 REVENUE

Given that the transport sector accounts for 30% (1) of GHG (greenhouse gas) emissions, all players in the sector will have to undergo major changes in the short-to medium-term to reduce their footprint. Meanwhile, mobility and logistical needs are constantly changing and must contend with new challenges: increased international traffic and interoperability, the development of platforms to facilitate access to mobility services in urban areas, the upgrading of infrastructure both in terms of capacity and modernity, and new approaches to urban logistics as the volume of goods driven by e-commerce explodes and last-mile services in densely populated areas require new approaches.

Faced with these major challenges, the transport industry will have to implement strategies, investments and services to encourage travellers to choose the most environmentally-friendly solutions by facilitating access to services, using "door-to-door" methods, offering seamless intermodality, integrating micro-mobility, and developing new payment and customer experience models. Transporters, infrastructure managers and logisticians will progressively update their operating and supervision models to integrate the new functionalities made possible by data and predictive models. Advances in autonomous driving and vehicles are a key issue in urban areas.

The energy crisis following the war in Ukraine is set to accelerate changes that were already underway in relation to energy efficiency: optimising processes, reducing energy consumption at industrial premises, continuing to develop clean transportation and developing green hydrogen solutions.

Sopra Steria Group is determined to be the partner of choice for leading players in the transport industry to help them achieve their digital transformation goals in three key areas of their value chain: transformation of the urban and multimodal experience; platformisation of operating and command-and-control systems, operational supervision and traffic management; and excellence of industrial operations and asset management.

(1) Report on the state of the environment in France: https://notre-environnement.gouv.fr/ree/

The Group also aims to be a recognised player in mobility ecosystems: MaaS platforms, autonomous shuttles/vehicles, and smart cities.

Its expertise in the digital domain is recognised in the transport industry, particularly in relation to business consulting, digital expertise (Big Data, AI, IoT, etc.), cloud migration from consulting through to migration factory, integration of specialist solutions, and cybersecurity.

Sopra Steria is one of Europe's top 10 digital services companies in business and information system transformation for major clients in the rail, urban transport, postal services, aviation and logistics sectors.

4.2.7. INSURANCE – 5% OF 2022 REVENUE

The insurance sector is fiercely competitive due to the increasing standardisation of offers, structurally low long-term interest rates and the escalating regulatory burden. At the same time, clients, and particularly millennials, are exhibiting new behaviours, with a shift in expectation toward the hyper-personalisation of products and services.

In this increasingly competitive global context, leading insurers continue to look to consolidation and transformation as the way forward. To set themselves apart, they are developing extended services and are taking into account the new risks associated with use (as opposed to ownership) of property, the rise of service business models, the sharing economy and cybersecurity.

Sopra Steria offers its clients a comprehensive solution for the implementation of new business models, support for strategic plans and digital transformation to put in place a platform-based approach, seen as essential to open the business and its information system to new partnerships and services across an extended value chain.

4.2.8. RETAIL – 3% OF 2022 REVENUE

Retailers face a challenging business environment as well as profound and continual changes in the shopping habits of customers, who increasingly use digital technology. To remain competitive, transformation is essential. The aim is to secure and better manage retail business practices by offering a real ability to innovate to meet consumer demand for immediate and flexible services while respecting environmental issues.

Sopra Steria assists retailers with their digital transformation and has developed knowledge and experience in multi-channel commerce, optimisation of logistics chains and understanding customer experiences.

4.3. Research and Development in Solutions

The Group has continued its R&D efforts, investing €114 million in 2022 (versus €137 million [1] in 2021) in developing and expanding its business solutions. These are gross amounts and do not take into account funding related to the French R&D tax credit (CIR).

(1) After taking into account the impact of changes in scope

2023072603026

5. Strategy and objectives

5.1. Strong and original positioning in Europe

Sopra Steria's ambition is to be a European leader in digital transformation. Its high value-added solutions, delivered by applying an end-to-end approach to transformation, enable its clients to make the best use of digital technology to innovate, transform their models (business as well as operating models), and optimise their performance.

The Group's aim is to be the benchmark partner for large public authorities, financial and industrial operators and strategic companies in the main countries in which it operates.

To achieve this aim, Sopra Steria continues to strengthen its key competitive advantages:

- business software solutions which, when combined with the Group's full range of services, make its offering unique;
- a position among the leaders in the financial services vertical (core banking and specialist lenders) bolstered by the success of the Sopra Banking Software solutions;
- very close relationships with its clients, thanks to its roots in the regions where it operates and its ability to meet core business requirements;
- a strong European footprint with numerous locations in many of the region's countries which, when combined with these close relationships, raises its profile among large public authorities and strategic companies throughout Europe as a trusted and preferred partner for all projects involving digital sovereignty.

Lastly, the Group's mission statement – formally adopted in 2019 – reflects both its values and its desire to help meet the Sustainable Development Goals of the Company and its stakeholders: "Together, building a positive future by making digital work for people."

5.2. Confirmed objectives and priority action areas

5.2.1. DEVELOPMENT OF SOLUTIONS

The Group, currently France's number-two enterprise software developer, confirms its medium-term target of continuing to grow its solution development and integration activities. Efforts will continue to be focused on enriching the Group's solutions, adapting them to cloud systems, leveraging API-based access to data and services, integrating new digital technologies, developing managed services, and expanding operations into new geographic markets.

The development of Sopra Banking Software, whose aim is to conquer markets beyond Europe, remains a priority. The Group also continues to strengthen its leading position in human resource management and property management solutions. With organic growth as the preferred strategy, the Group remains on the lookout for acquisition opportunities.

Management at the Group's three software entities (Sopra Banking Software, Sopra HR Software and Sopra Real Estate Software) confirmed the benefits of mapping out a Software Project that goes beyond merely setting up a reporting and control hub.

This resulted in the creation of a Software division spanning these three entities.

The first decision was to put in place, in 2021, a Design Authority Software (DAS) tasked with the following:

- defining mandatory requirements for all software entities and ensuring they are properly implemented;
- promoting knowledge-sharing: shared research, best practice, coordination of subject-specific communities, etc;
- developing and running tools and platforms on behalf of the three entities;
- managing key partnerships for the benefit of all.

5.2.2. DEVELOPMENT OF CONSULTING ACTIVITIES

In order to position itself even more securely with client decision-makers at the business department level, the Group is continuing its move up the value chain in consulting, and confirms its medium-term target of continuing to develop its activities in this area. To do this, it is gradually developing a range of consulting services and capacity in all of the regions in which it operates, using a model that favours synergies with the Group's other business lines. The Group's plan is to establish and develop a European consulting capability specialising in business transformation through technology. The Group aims to help its clients define and deliver on the promises they make to their own clients and employees by seizing opportunities offered by the ongoing digital, environmental and social transitions, in support of the Group's strategy. The Group's ambition is to be a powerful and widely recognised European consulting firm at the cutting edge of innovation in technology and management, offering tailored solutions designed to address specific business issues while honouring its clients' culture and ESG (1) policy. The consulting business mainly operates in three segments: IT consulting; operational consulting, with a focus on Group clients' core business; and strategy consulting, with a focus on digital services and associated marketing, innovation and data use.

The prominence of the Sopra Steria Next brand, created in 2019 to promote the Group's digital transformation consulting expertise, has benefited from this. In France, it is also bolstered by the Group's decision to integrate its CSR mission into its consulting activities. This mission, built around the idea of digital ethics, is backed by a dedicated communications plan.

(1) Environmental, Social and Governance.

5.2.3. ACCELERATION IN DIGITAL TECHNOLOGY

Sopra Steria has successfully completed numerous digital projects. Its experience has allowed it to offer a holistic approach to digital transformation to the market, based on a series of best practices.

To step up its commitment to digital technology, the Group is continuing to invest with the goal of:

- being at the cutting edge of the market in all of its services and business models;
- strengthening its technology assets;
- transforming its operating models;
- educating all of its employees in digital culture, practices and skills;
- keeping an eye on the market in order to clarify its digital strategy and target the best digital partners.

Digitisation of offerings and business model adaptation

The Group is adapting its software to factor in advances in digital technology in a number of key areas, such as the customer/user experience, analytics, AI, APIs, etc., and to take account in their architecture of changes in client needs, such as growing use of the (hybrid) cloud, increasing demand for Software-as-a-Service and the gradual adoption of the platform company model (particularly in the financial sector).

The same approach is being applied for each of the Group's service activities – Consulting, Application Services (Build and Application Management), Infrastructure Management, Cybersecurity, Business Process Services – with the following Group objectives:

- using the potential of new technologies – analytics, AI/machine learning, smart machines, blockchain, IoT, augmented/virtual reality etc. – to benefit its clients through innovative applications;
- driving its clients' transformation from its current position: For example, the Application Management offering has evolved to encompass the end-to-end transformation of processes and the corresponding modernisation of existing IT systems, including connecting digital technologies with legacy systems and migrating all or some of the IT system to the cloud;
- promoting new end-to-end approaches combining consulting and software: Providing IT strategy support for large companies and public authorities, implementing digital continuity in industrial value chains, building service platforms, overseeing the cloud-based and digital transformation of information systems, etc.

The digitisation of offerings and, more broadly speaking, changing client expectations, have led the Group to adapt its business models. The Group will thus be selling more and more solutions operated on behalf of clients and, in services, increasingly leveraging intellectual property (reusable components, implementation accelerators, etc.). It will thus generate more recurring revenue through its solutions, with less of a direct connection to the size of its workforce in services.

Technology assets

The Group is continually investing in the exploration of new ideas and expertise in architectures, and in emerging digital and cloud technologies and uses, relying on its teams of "digital champions" (experts led by the Group's Chief Technology Officer).

At the same time, all necessary resources are being designed and put in place to rapidly develop and operate digital solutions on behalf of the Group's clients that are natively designed to function in hybrid cloud environments:

- the Digital Enablement Platform (DEP), the technical foundation for building or modernising IT systems (designed to be able to interact with components of Amplify, Axway's hybrid integration platform), an industrial DevOps chain and an environment to capitalise on and search for reusable software components, a private cloud that can be extended to the main public clouds;
- implementation accelerators for new digital technologies (smart machines, AI/machine learning, blockchain, IoT, etc.);
- digital factories to enable service offerings combining consulting and software (e.g. migrating information systems to the cloud).

Transformation of operating models

The Group is gradually changing the operating model for its services and R&D activities (by integrating its aforementioned technology assets):

- extensive experience with agile projects (including many in collaboration with offshore and nearshore centres);
- roll-out of processes and resources (software and digital factories) for industrialisation, automation and reusable components developed to boost productivity and quality for IT services and R&D activities.

In particular, this involves greater use of smart machines (robotic process automation, intelligent automation, virtual assistants) in the Group's recurring service activities (in connection with its Business Process Services, Infrastructure Management, Application Management and Support offerings) as well as expanding the reuse of existing technology- or industry-specific software components (IP blocks, open source) and the use of low-code/no-code development platforms for the building of solutions:

- transformation in line with the production model of each activity (distribution of roles between the onshore production teams, the service centres, and the offshore and nearshore R&D teams).

Skills development

To accompany its transformation, the Group is making a considerable effort to train its employees and managers:

- strengthening its training offering: Introductory and more advanced courses on all digital/cloud technologies, training on new digital practices and new industrial environments, training on the digitised services provided by the Group.
- digitisation of training resources: virtual training rooms, in-house e-learning and access to MOOC-style learning platforms.

Innovation

Numerous initiatives are being encouraged to promote and enhance innovation, such as the Group's digital champions keeping an eye on technology advances and uses, innovation imperatives assigned to project teams, internal innovation competitions to develop new digital uses, hackathons open to clients and partners, as well as platforms for digital demonstrations, brainstorming, co-design, rapid development and technology intelligence open to clients, employees and partners (DigiLabs at all the Group's major locations and a Next centre at its registered office), etc.

2023072603027

Ecosystem of partners

Special efforts are being made to establish targeted partnerships with leading players in the digital ecosystem by vertical and by major technology area (startups and niche players, institutions of higher education and research laboratories, top software development companies, tech giants, etc.). It is within this framework that a strategic partnership has been forged with Axway.

In order to ensure effective market intelligence, a collaborative startup observatory is made available to the Group's teams of digital champions and all its managers.

In certain very specific cases relating to its digital strategy, the Group may directly or indirectly take equity stakes (through specialised funds) in young startups that it considers the most innovative in the market, applying a corporate venturing approach.

5.2.4. TARGETING OF SPECIFIC VERTICALS

Focused business development

To support its positioning goals, the Group is continuing its policy targeting specific vertical markets, key accounts and business areas in all countries where it operates.

There are eight priority verticals that currently account for the majority of revenue: Financial Services; Public Sector; Aerospace, Defence & Security; Energy & Utilities; Telecoms, Media & Entertainment; Transport; Insurance; Retail.

For each vertical, the Group selects a small number of key accounts (fewer than 100 at Group level), focuses on a few different business areas in which it aims to secure a leading position and implements an inter-entity coordination system for the different countries and subsidiaries concerned.

Some of these verticals are considered particularly strategic. The Group has very clear strengths in several countries (broad position, IT and business expertise, replicable experiences etc.). The transformation needs of businesses, public authorities and ecosystems in place are considerable and rely on similar solutions from one country to the next. These verticals (Financial Services, Aerospace, Defence & Security, Public Sector) are eligible for corporate investment or external growth transactions.

Starting in 2021, the organisation of the financial services vertical has been bolstered in order to develop synergies between the various business lines and improve the Group's positioning in Europe in this strategic market.

The financial services vertical includes:

- service businesses in France, the United Kingdom, Germany, Spain, the Benelux countries, Scandinavia, Italy and Switzerland, by Gallit and at the Group's Service Centres;
- software and ancillary services supplied by Sopra Banking Software;
- software and ancillary services supplied by Sopra HR Software and Sopra Real Estate Software in the financial services market.

End-to-end vertical offerings

In order to achieve its leadership objective in its targeted verticals and business areas, the Group mobilises the development efforts of its various entities to build end-to-end value propositions as well as offerings of business solutions designed to address the business challenges faced by its major clients. As an example, the Group applies this approach to meet digital continuity challenges in the aerospace value chain.

Particular emphasis is placed on the financial services vertical, for which the Group offers comprehensive responses to productivity issues in the core banking and specialist lending sectors. These responses are based on Sopra Banking Software's solutions and the Group's full range of consulting activities and services.

5.2.5. ACQUISITION STRATEGY

In addition to regular targeted acquisitions in order to enhance its offering and expertise or strengthen its position in certain regions, the Group is ready to play an active role in market consolidation, which will inevitably be boosted by the end of the Covid-19 crisis. In this context, it will be able to carry out larger acquisitions.

5.2.6. INTEGRATING THE GROUP'S CSR AMBITIONS INTO ITS STRATEGY

To fulfil the mission it has adopted, achieve the targets set in this regard and respond to its clients' growing demands, the Group is factoring social and environmental concerns into its strategy in three main areas:

- Digital ethics: Sopra Steria promotes a responsible approach in its consulting services;
- Green IT: The Group's different business lines work to assess and optimise the environmental impact of the digital solutions they offer, build and operate for their clients (as part of a "green IT" approach);
- IT for Green: The Group's activities in this area help clients address their sustainability priorities, using new technologies to develop innovative environmentally and climate-friendly solutions.

5.3. Medium-term strategic objectives

The Group's **strategy** is built around its independent corporate plan focused on sustainable value creation for its stakeholders. This Europe-wide corporate plan is underpinned by expansion through organic and acquisition-led growth. Its goal is to generate substantial added value by leveraging a comprehensive range of end-to-end solutions, supported by the Group's powerful consulting and software businesses and its combination of technology and sector-specific expertise.

This **plan** is set within an **upbeat market** for digital services, boosted by demand for digital transformation on the part of businesses and institutions looking to optimise their processes and increase their resilience.

Over the **medium term**, Sopra Steria is targeting compound annual organic revenue growth of between 4% and 6%, an operating margin on business activity of around 10%, and free cash flow of between 5% and 7% of revenue.

6. 2022 Full-year results

6.1. Comments on 2022 performance

Cyril Malargé, Chief Executive Officer of Sopra Steria Group, commented:

"Our strong performance in 2022 puts us on track to achieve our medium-term goal: delivering an operating margin on business activity of around 10% in 2024 and being among the top-performing players in our sector. As regards the financial targets set at the beginning of the year, we achieved our profitability target and exceeded our growth and cash flow targets. We also ramped up implementation of our strategy in 2022. We began to strengthen our business in areas where sovereignty issues are becoming increasingly important (defence, space, energy, cybersecurity, etc.), and at the same time, we worked to grow our market share in those European countries we consider strategic for our future development. We reviewed our operating model and reinforced leadership in our consulting business. We boosted our operational efficiency on multiple fronts: through the value we deliver to our clients, efficient management of our human resources, optimisation of our costs and an increased return on capital employed. Lastly, I'm proud to point out that, alongside this uplift in performance, we once again improved our score on our annual Great Place To Work® survey and were confirmed as being on CDP's A List (1) for the 6th year running."

Financial year 2022 brought a further uplift in the Group's **profitability**. **Six entities** accounting for **74%** of total revenue have now achieved an operating margin on business activity of 10% or higher.

Consulting also delivered strong growth in 2022, with revenue up more than 18% at €435 million. Reflecting this strong trend, our average selling price increased by around 5% and the number of consultants rose by 400. The arrival of a Group Executive Director for consulting in October 2022 and a reorganisation to bring all our consultants in France together into a dedicated business unit will further boost our momentum and deliver higher added value.

The proposed acquisition of **CS Group**, announced in the middle of the year, is in line with our strategic goal of strengthening Sopra Steria's positioning in digital sovereignty and trust for major European clients. The finalisation of this acquisition in 2023 will position the Group as a major player in defence and space (c. €700 million in revenue), aeronautics (c. €600 million), energy and utilities (c. €350 million) and cybersecurity (over €200 million).

The proposed acquisition of **Tobania** in Belgium will double the Group's presence (over €200 million in revenue) in a country considered strategic in Europe in light of its market potential and the presence of European institutions.

We took a number of steps to boost our **operational efficiency**. We sought to move our offerings further up the value chain wherever possible and average selling prices rose across our business lines. We embarked on a programme to reduce our real estate footprint. We also ramped up the expansion of our offshore resources: the number of employees based in India rose by 14.2% in the year, compared with a 4.7% increase in the workforce as a whole. Consequently, resources at international service centres now account for 19% of the total workforce (up 0.6 points from 2021). These various factors contributed to the improvement in profitability and improved our return on capital employed, which rose 2.7 points to 14.1% (2).

DETAILS ON 2022 OPERATING PERFORMANCE

Consolidated revenue totalled €5,101.2 million, an increase of 8.9%. Changes in scope had a positive impact of €46.9 million, and currency fluctuations had a positive impact of €12.2 million. At constant scope and exchange rates, revenue growth was 7.6%. The fourth quarter was one of the most buoyant in the year, with revenue up 8.0%.

Operating profit on business activity came to €453.1 million, up 19.5% relative to 2021. Operating margin on business activity increased by 0.8 points to 8.9% (8.1% in 2021).

The **France reporting unit** (40% of the Group's revenue) generated revenue of €2,039.0 million, representing organic growth of 9.7%. Business remained buoyant in the fourth quarter, with revenue up 9.5%. This performance was driven throughout the year by product life cycle management, cybersecurity and consulting, including in the fourth quarter, when consulting revenue was up 22%. The best-performing vertical markets were aeronautics, defence and transport. The reporting unit's operating margin on business activity improved by 1.4 points to 10.0%.

Revenue for the **United Kingdom** (18% of the Group's total) was €890.6 million, representing organic growth of 7.3%, while growth in 2021 had already been very high (13.9%). The two joint ventures specialising in business process services for the public sector (NHS SBS and SSCL) delivered average growth of 3.8%, with revenue coming in at €455.8 million. The defence and security sector was up 20.6% and the public sector 7.5%. The private sector posted full-year growth of 5.7%. The reporting unit's operating margin on business activity improved by 1.4 points to 10.5%.

The **Other Europe** reporting unit (29% of Group revenue) posted organic revenue growth of 8.3% at constant scope and exchange rates to €1,473.0 million. The fastest growth was seen in Scandinavia and, to a lesser extent, Benelux, Spain and Italy. The situation in Germany normalised in the second half of the year. The reporting unit's overall operating margin on business activity was 6.2% (7.8% in 2021). Countries in the reporting unit generated a full-year margin of almost 8% after the margin returned to nearly 10% in the second half. Sopra Financial Technology had a slightly more dilutive effect in 2021.

Revenue for **Sopra Banking Software** (8% of Group revenue) came to €426.5 million, an organic contraction of 2.3%. This was mainly the result of a decline in services revenue. Meanwhile, software revenue rose 1.3%, notably thanks to a 6.1% increase in subscriptions and resilient licence sales relative to 2021 levels. Revenue from the SBP Digital Banking Suite was up 13%. The R&D transformation programme generated an €10 million saving on development costs in the year, helping the continued turnaround in the reporting unit's profitability: operating profit on business activity came in at €27.6 million, giving a margin of 6.5% (vs 4.0% in 2021).

(1) Every year, more than 13,000 companies and organisations around the world provide details on their environmental performance to CDP for independent assessment against its scoring methodology for the benefit of investors, purchasers and other stakeholders.

(2) Return on capital employed (RoCE): see definition in the alternative performance measures appended to this document.

2023072603028

The **Other Solutions** reporting unit (5% of Group revenue) posted revenue of €272.1 million, representing organic growth of 5.6%. Human resources solutions posted growth of 7.2%, while property management solutions grew by 2.2%. Both businesses had a strong fourth quarter, delivering organic growth of around 6%. The operating margin on business activity improved substantially, rising 2.9 points to 13.0% (10.1% in 2021).

6.2. Comments on the components of net profit attributable to the Group and financial position at 31 December 2022

Profit from recurring operations came in at €397.6 million equating to growth of 17.2%. It included a €23.2 million share-based payment expense and a €32.3 million amortisation expense on allocated intangible assets.

Operating profit reached €361.3 million, representing an increase of 19.1%, after a net expense of €36.3 million for other operating income and expenses.

The tax expense totalled €83.2 million, an effective tax rate of 24.0%.

The share of profit/loss from equity-accounted companies was a loss of €14.7 million (profit of €1.8 million in 2021). This includes an impairment loss (which is non-recurring and has no impact on cash) announced by Axway Software on 24 October 2022 in keeping with strategic decisions about its product portfolio and medium-term improvements in its operating performance.

After deducting €1.2 million in **minority interests, net profit attributable to the Group** came to €247.8 million, a rise of 32.0% on 2021.

Basic earnings per share came to €12.23, up 31.9% (€9.27 in 2021).

Free cash flow was very strong, at €287.2 million (€264.4 million in 2021) in particular due to an increase in EBITDA of 8.2% (up €45.2 million) and strict management of the average payment period of trade receivables.

Net financial debt totalled €152.0 million, down 53.5% from its level at 31 December 2021. As at end-December 2022, it was equal to 8% of equity and 0.31x pro forma EBITDA for 2022 before the impact of IFRS 16 (with the financial covenant stipulating a maximum of 3x).

6.3. Proposed dividend in respect of financial year 2022

At the next General Meeting of Shareholders, to be held on 24 May 2023, Sopra Steria will propose the payment of a dividend of €4.30 per share (vs. €3.20 per share in respect of financial year 2021). The ex-dividend date will be 29 May 2023. The dividend will be payable as from 31 May 2023.

6.4. Workforce

Over **13,000** new employees joined the Group in 2022.

The Group's **net headcount** stood at 49,690 at end-December 2022 (up 4.7% year on year).

Headcount at international service centres (in India, Poland, Spain, etc.) increased to 18.9% of the total workforce, notably as a result of a 14.2% increase in the workforce in India.

The **subcontracting rate** was once again close to its pre-pandemic level and 2 to 4 percentage points higher than at end-December 2020, depending on the region.

The **workforce attrition** rate was 17.0%, compared with 16.0% in 2021.

6.5. Social and environmental footprint

Sopra Steria sees its contribution to society as **sustainable, human-focused and purposeful**, guided by the firm belief that making digital work for people is a source of opportunity and progress.

With regard to the **environment,** CDP confirmed in December 2022 that Sopra Steria had made its A List – recognising the world's most transparent and most proactive companies in the fight against climate change – for the 6th year in a row. This recognition notably reflects the Group's target (1) of achieving an 85% reduction in its greenhouse gas emissions by 2040 (vs a 2015 baseline). As at end-December 2022, a reduction of 68% (2) had been achieved. By way of illustration, over the course of the year more than 19,000 Group employees received training in eco-friendly digital behaviours and more than 16,000 in issues relating to net-zero emissions.

In the field of **social responsibility,** in 2022 Sopra Steria secured GEEIS (Gender Equality European and International Standard) accreditation (3), which assesses firms' human resources policies from a gender equality perspective. Other areas of progress in the year included signing the Corporate Parenthood Charter in France to promote a working environment and management culture conducive to work-life balance.

More generally, **human resources** is a key issue for Sopra Steria. The annual survey conducted in 2022 found that 78% of employees would recommend Sopra Steria as a great place to work (up 6 points from 2021), making virtually all the Group's entities eligible for Great Place to Work® certification.

(1) Target approved by the Science Based Targets initiative (SBTi) and aligned with the aim of limiting the increase in the average global temperature to 1.5°C.

(2) Emissions from direct activities (Scopes 1 and 2 and business travel) excluding impact of Covid-19.

(3) This accreditation, developed by Arborus and audited by Bureau Veritas Certification, assesses and promotes firms that adopt a proactive approach to gender equality at both parent company and subsidiary level by putting in place effective tools to manage their gender equality policies.

6.6. Targets

In a still uncertain economic environment, Sopra Steria has set itself the following **targets for 2023:**

- Organic revenue growth of between 3% and 5%
- Operating margin on business activity of slightly above 9%
- Free cash flow of at least €300 million

For **2024**, Sopra Steria confirms that it is targeting an operating margin on business activity of around 10%.

6.7. External growth transactions and acquisitions in financial year 2022

During financial year 2022, Sopra Steria announced the following key transactions:

- On 11 July 2022, **Footprint** – a Norwegian consultancy specialising in environmental and sustainability solutions, which employs around twenty consultants – was added to the Group's scope of consolidation.
- On 28 July 2022, Sopra Steria announced its plan to acquire **CS Group** (see the press release related to this transaction). Merger control and foreign investment approvals could be obtained by the end of February 2023, which should pave the way for the acquisition of controlling interests and the filing of a simplified public tender offer before the end of the first quarter of 2023. The company could be consolidated with effect from 1 March 2023.
- The proposed acquisition of **Tobania** was announced on 17 November 2022 (see the press release related to this transaction). This acquisition should be finalised beginning of March and the company could be consolidated with effect from 1 March 2023.

6.8. Infrastructure and technical facilities

A total of €55.3 million was invested in 2022 in infrastructure and technical facilities, as against €42.7 million in 2021.

Investments in facilities comprised the following:

- land and buildings: €0.0m;
- fixtures, fittings and furniture: €35.9m;
- IT: €19.4m.

7. Subsequent events

The conditions precedent for the acquisitions of CS Group and Tobania described in Note 2.2 of the Chapter 5 "2022 consolidated financial statements" of this document (page 199) were met after 31 December 2022, on 28 February and 2 March 2023 respectively.

No other subsequent events occurred after the end of financial year 2022.

20230726030029

Simplified Group structure at 31 December 2022

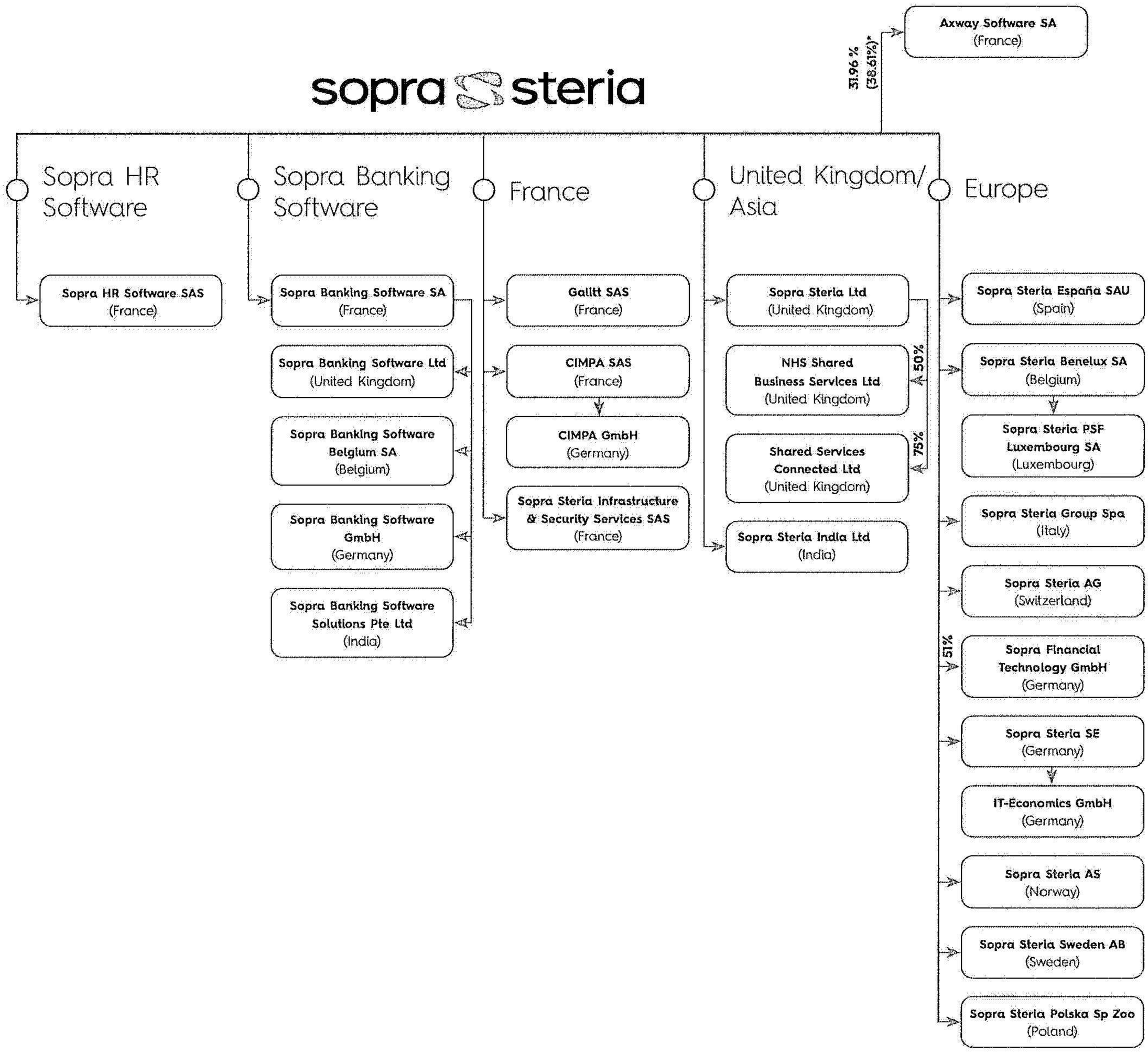

This organization chart represents companies whose turnover is **greater than or equal to €20 million and which are 95% - owned by the Group either** directly or indirectly, unless otherwise specified (see percentage).
(*) Exercisable voting rights

9. Group organisation

Sopra Steria Group's governance consists of a Board of Directors, Chairman and Chief Executive Officer.

The organisation is supported by a permanent operational and functional structure as well as temporary structures for the management of particular deals and projects.

Sopra GMT, the holding company that takes an active role in managing the Group, takes part in conducting Group operations through:

- Its presence on the Board of Directors and the three Board committees.
- A tripartite assistance agreement entered into with Sopra Steria and Axway, concerning services relating to strategic decision-making, coordination of general policy between Sopra Steria and Axway, and the development of synergies between these two companies, as well as consulting and assistance services, particularly with respect to finance and control.

9.1. Permanent structure

The Group's permanent structure is composed of four operational tiers and their associated functional structures.

9.1.1. TIER 1: EXECUTIVE MANAGEMENT AND THE EXECUTIVE COMMITTEE

On Wednesday, 12 January 2022, Sopra Steria announced the appointment of Cyril Malargé to succeed Vincent Paris as Chief Executive Officer.

Cyril Malargé has served as Chief Executive Officer since 1 March 2022.

The Executive Committee (ExCom) is led by the Chief Executive Officer and consists of the heads of the main operating and functional entities.

The 15 members of Sopra Steria Group's Executive Committee supervise the Group's organisation, management system, major contracts and support functions and entities. The Executive Committee is involved in the Group's strategic planning and implementation. Three of its members are women.

Members of the Sopra Steria Executive Committee:

- Cyril Malargé, Chief Executive Officer
- Laurent Giovachini, Deputy Chief Executive Officer, Business Strategy, Defence & Security
- Éric Pasquier, Software
- Fabrice Asvazadourian, Consulting – Sopra Steria Next
- Yvane Bernard-Hulin, Legal
- Éric Bierry, Sopra Banking Software
- Pierre-Yves Commanay, Continental Europe
- Perrine Dufros, Human Resources Development
- Dominique Lapère, Industrial Approach
- Fabienne Mathey-Girbig, Corporate Responsibility and Sustainable Development
- John Neilson, United Kingdom
- Xavier Pecquet, Key Accounts and Partnerships, Aeroline
- Mohammed Sijelmassi, Technology
- Étienne du Vignaux, Finance
- Grégory Wintrebert, France

The Group Management Committee consists of the members of the Group Executive Committee, together with 42 operational directors and functional directors. Eleven of the Group Management Committee's members are women.

9.1.2. TIER 2: SUBSIDIARIES OR COUNTRIES

These are the main operating entities. Their scope corresponds to one of the following:

- a specific line of business (consulting and systems integration, development of business solutions, infrastructure management and cloud services, cybersecurity services and business process services);
- geographic area (country);
- these entities are managed by their own Management Committee, comprising in particular the Director and management of tier 3 entities.

9.1.3. TIER 3: DIVISIONS

Each country or subsidiary is made up of divisions based on two criteria:

- vertical market;
- geographic area (region).

9.1.4. TIER 4: BUSINESS UNITS

Each division is made up of business units, which are the organisation's primary building blocks. They operate as profit centres and enjoy genuine autonomy. They have responsibility for their human resources, budget and profit and loss account. Management meetings focusing on sales and marketing strategy and human resources are held weekly, and the operating accounts and budget are reviewed on a monthly basis.

The diagram below illustrates the four main tiers of the ongoing structure:

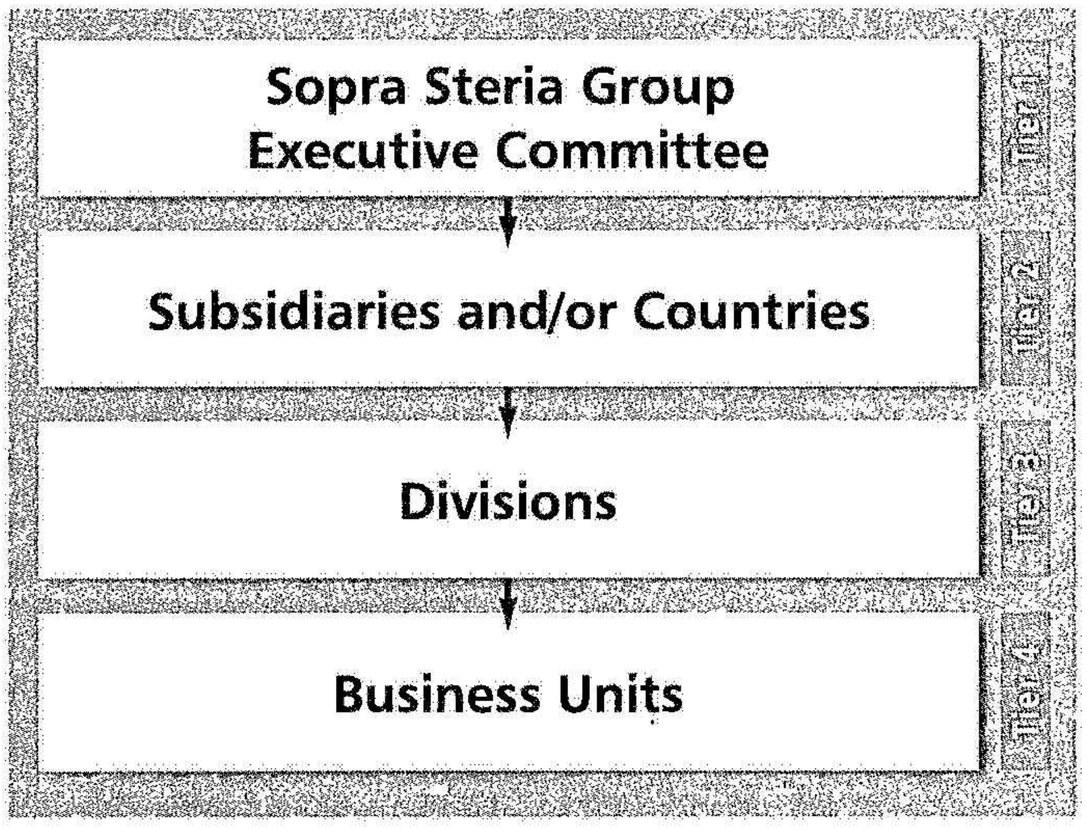

2023072603030

9.1.5. OPERATIONAL SUPPORT FUNCTIONS

The operational organisation is strengthened by operational support entities responsible for managing major transformations:

- the Key Accounts and Partnerships Department (DGCP), responsible for promoting the Key Accounts policy and developing relations with partners. The role of this department is to coordinate the commercial and production approaches for our major clients, particularly when different entities are involved;
- the Digital Transformation Office (DTO), responsible for designing and managing the Group's digital transformation. It also manages the Group's innovation approach;
- the Industrial Department, responsible for industrialising working methods and organising subcontracting on X-shore platforms. It also checks that projects are properly executed.

9.1.6. FUNCTIONAL STRUCTURES

The functional departments are the Human Resources Department, the Marketing and Communications Department, the Corporate Responsibility and Sustainable Development Department, the Internal Control Department, the Finance Department, the Legal Department, the Real Estate Department, the Purchasing Department, and the Information Systems Department.

These centralised functions ensure Group-wide consistency. Functional managers transmit and ensure commitment to the Group's core values, serve the operational entities and report directly to Executive Management.

The Group's functional structures standardise management rules (information system resources, IT systems, financial reporting, etc.) and monitor the application of strategies and rules. In this manner, they contribute to overall supervision and enable the operational entities to focus on business operations.

9.1.7. A SOLID, EFFICIENT INDUSTRIAL ORGANISATION

Sopra Steria manages complex and large-scale programmes and projects in a market where delivery commitments are increasing and becoming globalised. The Group has an increasingly wide range of skills to support multi-site projects that generate strong gains in productivity with delivery models that guarantee clients an optimal cost structure.

Sopra Steria applies an industrial production approach, supported by five levers:

- production culture: Transmission of know-how and expertise in the field;
- choice of personnel: Human resources are central to the approach, providing training, support and improved skills for each employee;
- organisation: The Industrial Department and its representatives in the business units control production quality and performance, identify and manage risks, support project managers and roll out industrialised production processes;
- state-of-the-art industrial-scale foundation: The Delivery Rule Book (DRB), the Digital Enablement Platform (DEP) and the Quality System across the Group's various entities;
- global delivery model: Rationalising production by pooling resources and expertise within service centres, with services located based on the needs of each client (local services and skill centres in various entities, shared service centres nearshore in Spain and Poland, and offshore shared service centres in India).

9.2. Temporary structures for specific deals and projects

The Group's organisation must retain flexibility in order to adapt to changes in its markets and ensure the successful completion of projects.

These are handled by temporary teams:

- within the entities;
- under the authority of a pilot entity, established to leverage synergies across several entities.

Each project is organised and carried out in order to meet fundamental objectives: client service, business success, and contribution to the overall growth of the Group.

Depending on their particularities (size, area of expertise, geographic area covered), large-scale projects can be managed at the business unit, division, subsidiary/country or Executive Management level. Certain large projects requiring the resources of several business units may involve the creation of a division.

1 BUSINESS OVERVIEW AND STRATEGIES

2023072603031

2. Risk factors and internal control

1.	**Risk factors**	**40**
1.1.	Risk identification and assessment	40
1.2.	Summary overview of risk factors	40
1.3.	Detailed presentation of risk factors	41
2.	**Insurance**	**46**
3.	**Internal control and risk management**	**47**
3.1.	Objectives and framework for the internal control and risk management system	47
3.2.	Scope	47
3.3.	Components of the internal control and risk management system	47
3.4.	Participants in internal control and risk management	48
3.5.	Assessment and continuous improvement process	51
4.	**Procedures relating to the preparation and processing of accounting and financial information**	**51**
4.1.	Coordination of the accounting and financial function	51
4.2.	Preparation of the published accounting and financial information	51

1. Risk factors

1.1. Risk identification and assessment

Risks are identified and the implementation of associated mitigation plans assessed and monitored on an ongoing basis by the various operational and functional units via the risk management system. This system, a pillar of the Group's risk management system, is based on regular weekly, monthly and annual cycles that are followed at every level of the organisation, corresponding to monthly, annual and multi-year planning horizons (see description in Section 3.3.2 of this chapter, page 47). These cycles help the Group maintain an overall view that takes into account opportunities and risks at every level (strategy, market, operations, social, compliance, etc.). They are synchronised so as to facilitate higher-level consolidation. All engineering methodologies used by the Group's business lines are predicated on the risk-based approach, helping disseminate this culture at every level of the organisation.

Every year, when the annual cycles take place, information gathered at Group level is used to update the general mapping of risks. This exercise, coordinated by the Internal Control Department, consists of identifying the risks that could limit Sopra Steria's ability to achieve its objectives and complete its corporate plan, as well as assessing their likelihood of occurrence and their impact should they occur, on a financial, strategic, operating and reputational level.

This assessment is based on contributors' perceptions, analysis of historical and forecast data and monitoring of changes in the external environment. The main operational and functional managers are involved through interviews and validation workshops. The risk mapping covers all internal and external risks and includes both financial and non-financial issues. Non-financial risks are handled in the same way as other risks.

Risks are assessed on a scale of four levels: very low, low, possible, almost certain in terms of likelihood; and low, moderate, significant, critical in terms of impact. The time frame used is five years.

Specific mapping for corruption and influence-peddling risks and risks relating to duty of vigilance are used in this general risk mapping.

The results of the mapping are reviewed and approved by Executive Management and presented to the Audit Committee of the Board of Directors.

The most significant risks specific to Sopra Steria are set out below by category and in decreasing order of criticality (based on the crossover between likelihood of occurrence and the estimated extent of their impact), taking account of mitigation measures implemented. As such, this presentation of residual risks is not intended to show all Sopra Steria's risks. The assessment of this order of materiality may be changed at any time, in particular due to the appearance of new external factors, changes in operations or a change in the effects of risk management measures.

For each risk, a description is provided explaining in what ways it could affect Sopra Steria as well as the risk management measures put in place, such as governance, policies, procedures and checks.

1.2. Summary overview of risk factors

The table below shows the results of this assessment in terms of residual materiality on a scale of three levels, from least material (•) to most material (•••).

Category/Risk	Residual materiality	Page
Risks related to strategy and external factors		
Appropriate and adapted offerings	•••	P. 41
Acquisitions	••	P. 41
Loss of business from a major client or vertical	•	P. 42
Reputational crises	•	P. 42
Risks related to operational activities		
Repercussions of major external crises	•••	P. 42-43
Cybersecurity, protection of systems and data	••	P. 43
Sale and delivery of projects and managed/operated services	••	P. 44
Risks related to human resources		
Ability to attract and retain employees SNFP (1)	•••	P. 44-45
Development of skills and managerial practices SNFP (1)	••	P. 45
Risks related to regulatory requirements		
Compliance SNFP (1)	•	P. 45-46

(1) SNFP/ This risk also relates to the provisions of Articles L. 225-102-1 and R. 225-105 of the French Commercial Code, which cover the Company's Statement of Non-Financial Performance.
NB: The Group is not directly exposed to Ukraine, Belarus or Russia, with the exception of a small inactive entity in the latter country, which is currently being closed.

1.3. Detailed presentation of risk factors

1.3.1. RISKS RELATED TO STRATEGY AND EXTERNAL FACTORS

2023072603032

APPROPRIATE AND ADAPTED OFFERINGS

Risk description

Due to rapid changes in technologies and ecosystems, it is important for the Group to transform and adapt itself at the right time so as to offer relevant solutions meeting the expectations of clients in the area of digital transformation. Clients are seeking to become more agile, and to do so they are reinventing their business models, organisational structures and resources. These developments concern all of the Group's businesses.

If the Group is unable to anticipate and adapt to these developments, an unsuitable positioning and/or difficulties in implementing its offerings strategy could significantly impact its financial performance and image, and ultimately call into question its strategy.

Risk management measures

The management of this risk is integrated into the development of the Group's strategy as well as its effective implementation. Each year, the Group conducts a strategy review and/or update, under the supervision of the Strategy Department, the Chairman and the Chief Executive Officer, with the assistance of the Group's Executive Committee, covering some or all business lines and markets in which it operates. This exercise, which draws both on external studies and internal feedback from stakeholders in contact with clients, leads the Group to take a certain number of decisions, in particular involving the transformations to be undertaken or the acquisitions strategy. These decisions are applied, on the one hand, by the corporate functions, responsible in particular for investing on behalf of the entire Group in support of the planned transformations and, on the other hand, by all Group entities (countries and subsidiaries) as part of the updating of their three-year strategic plans. The Group-wide implementation of the transformations initiated by the central functions as well as the progress made on each entity's strategic plan are monitored on a regular basis by the Chairman, the Chief Executive Officer and the Strategy Department, in liaison with the Group's Executive Committee.

By way of illustration, the following were subject to additional review and/or monitoring in 2022:

- transforming the Group's integration offerings, in particular those related to the cloud, AI and data and application services;
- seveloping consulting activities within the Group;
- Sopra Banking Software's strategic plan and the structuring of the Software division;
- strengthening priority verticals, particularly the Financial Services vertical;
- the Group's industrial policy;
- developing human resources;
- acquisitions.

ACQUISITIONS

Risk description

The Group's development strategy is based in part on its ability to identify potential acquisition targets and integrate them into its general offering, whether to supplement or improve it. Any major difficulty in integrating companies, generating the expected synergies, retaining staff of acquired entities or achieving a return on these acquisitions in future could have a negative impact on the Group's financial results and outlook.

Risk management measures

Proposed acquisitions in the process of being identified, assessed or negotiated are reviewed on a regular basis by a dedicated committee. Due diligence procedures are implemented for all proposed acquisitions in order to identify the inherent risks of the potential deal. These audits – carried out in collaboration with external advisors – concern both financial aspects and the valuation of the target, as well as operating, legal and taxation aspects, human resources, governance, compliance and business ethics, and issues relating to the environment. All procedures associated with this upstream process are included in the "M&A Playbook", which applies to M&A and corporate venture deals.

All acquisitions are then subject to an integration programme, making it possible to anticipate and then monitor all key stages of the process from a strategic, operating, financial and human perspective. These integration policies and procedures are in addition to the "M&A Playbook".

LOSS OF BUSINESS FROM A MAJOR CLIENT OR VERTICAL

Risk description

In general, the uncertain economic situation in Europe as well as possible consolidation within the various sectors, or a slowdown in the business activity of a specific client or major sector, could have a negative impact on the Group.

To cope with budgetary pressure, a major client or even the entire sector could be forced to curtail IT investment projects, resulting for the Group in the loss of associated revenue and requiring the reassignment of the teams in place, a risk all the more difficult to manage if the downward fluctuations could not have been predicted.

Main clients include Airbus Group, Banque Postale, BNP Paribas, CNAM, Crédit Agricole, the UK Department for Work and Pensions, EDF, the UK Home Office, the UK Metropolitan Police, the French Ministry of the Economy, Finance and Industrial and Digital Sovereignty, the French Ministry of the Interior and Overseas Territories, the French Ministry of Justice, the French Ministry of the Armed Forces, the UK Ministry of Defence, the UK Ministry of Justice, the UK National Health Service, Orange, SNCF, Société Générale and Sparda Banken.

In 2022, the Group's top client accounted for 8.1% of revenue, the top five clients represented 25.4% and the top ten contributed 37.0%.

Risk management measures

The Group's policy is to maintain a multi-client and multi-sector portfolio across multiple geographical operations and sites, in particular to avoid any uncontrolled concentration risk.

The Group's strategy relating to key accounts is reviewed each year in accordance with country, business line and sector-specific strategic reviews in order to adapt this strategy to market developments. This is the object of a dedicated exercise with all concerned parties. A regular review at periodic steering committee meetings is also organised within the Group to monitor market developments.

Furthermore, swiftly implemented action plans help mitigate, if necessary, some of the effects of a reduction in business activity, such as transferring projects to the affected employment areas, reskilling of employees and limiting subcontractors.

REPUTATIONAL CRISES

Risk description

Given its size, multiple geographical locations and positioning in projects at the heart of the clients' information systems and visible projects for end clients (e.g. platform activities in the United Kingdom, major public sector transformation projects, payroll outsourcing activities), the Group could become increasingly exposed to the circulation of negative information in the media, whether proven or not, potentially amplified by external or internal stakeholders in the press or on social media.

If the Group were to be the object of harmful media coverage or negative messages, this could have an adverse impact on its image and attractiveness and have repercussions on its financial performance.

Risk management measures

The Group has set up a media monitoring system in order to be informed as soon as possible of any publications about it and be able to react. If any criticism of or allegations against the Group spread widely, crisis communication procedures may also be activated with the support of specialist agencies, with being able to fully guarantee that the negative effects of such attacks can be fully neutralised.

1.3.2. RISKS RELATED TO OPERATIONAL ACTIVITIES

REPERCUSSIONS OF MAJOR EXTERNAL CRISIS

Risk description

The Group may need to deal with the consequences of major external crises that could potentially disrupt its operations. This could be a systemic event such as a political, economic or social crisis profoundly changing business conditions in one or more countries in which the Group operates, a major public health crisis, natural phenomena relating to climate change, whose frequency will surely increase, a global cyberattack or a major incident making the Group's physical and/or IT and communication infrastructures widely unavailable.

Failings in prevention plans and/or crisis management processes or an inappropriate response to the crisis could have very major repercussions on an economic and operational level and seriously damage the Group's reputation.

2023072603033

Risk management measures

All risk prevention systems help to control crisis management. This concerns in particular those relating to human resources, management of projects and services and protection of IT systems and infrastructures. The Covid-19 pandemic has served as an opportunity to put the Group crisis management systems into effect. These are based on swiftly adapting the Group's operations, with impetus provided at the highest level, in this case the adoption of dedicated governance with the aim of defining, coordinating and permanently monitoring remediation and crisis communication measures. These unified crisis management systems are also based on permanent interaction with entities' management teams, who are in the front line in each country in which the Group operates, in order to react and quickly adapt the measures implemented by the Group. Despite this, the impact of a major external crisis of the same or a different nature, which is typically rapid and severe, remains a significant risk for the Group on a five-year horizon.

More specifically, as regards the business continuity plan to ensure our ability to meet our commitments to clients and internal operating requirements, definition of the policy and choice of implementation of the Group's production sites depend on these factors. The decision to increase the number of countries and regions in which it operates is an integral part of this policy to maintain security and reduce risk exposure, allowing for the management of emergency plans. A redundancy principle is applied for critical infrastructures and system components. In the event of outsourcing or subcontracting, the same level of service is demanded of our suppliers. The Group has strict prevention and security procedures covering areas such as physical security, power cuts at critical sites, and data storage and backups. These procedures and technical measures are re-evaluated on a regular basis in order to adapt corrective measures.

CYBERSECURITY, PROTECTION OF SYSTEMS AND DATA

Risk description

A phishing campaign or the exploitation of a security flaw in the technical infrastructures or solutions used by Sopra Steria are examples of cyberattacks. They could result in a breakdown or disruption of essential systems for activities contractually agreed with clients and/or for the Group's internal operations, or the loss, corruption or disclosure of data. A cyberattack on a client, even if indirectly caused by a service provided by the Group, could also have major repercussions for Sopra Steria.

This risk inevitably increases in the context of digital transformation (including services hosted in the cloud and mobile technologies). Widespread working from home is also a factor that increases cyberthreats. Cyberattacks by malicious actors (hackers, criminal organisations and state-backed organisations) have increased steadily in both frequency and sophistication, and this trend only looks set to intensify in the future.

These risks are significant in terms of both their probability and their impact and are at the heart of Sopra Steria's strategic concerns. Their potential impacts include the financial implications of client claims relating to contractual commitments, the interruption of internal operations, high incident recovery costs and regulatory non-compliance as well as reputational damage for the Group and the potential loss of future contracts.

Risk management measures

Sopra Steria has established an information security policy in line with international standards and has put in place solid governance for this purpose, which is coordinated at the Group's highest level.

The team leading the Group's efforts in this area, which is coordinated and supervised by the Security Department, includes personnel from the Group's Information Systems Department, along with cybersecurity experts from its Security Operations Centre (SOC), Computer Emergency Response Team (CERT) and chief information security officers (CISO) within entities. This organisational structure with its correspondents within entities, meeting different countries' regulatory requirements and client needs as closely as possible, allows for in-depth knowledge of areas of risk and business demands. It is aimed at anticipating, preventing and managing cyber risks in relation to information systems, including both internal systems and those used for projects and services delivered, operated or managed on behalf of the Group's clients.

The Group is continually investing in security awareness and training programmes covering employees (e-learning modules, awareness campaigns, videos, on-site and remote training), as well as in the constant improvement of protection, surveillance and detection systems and to expand the involved teams. The organisation therefore regularly reviews its procedures in terms of cyber threat monitoring, around-the-clock security event management, as well as vulnerability management, follow-up actions on computer emergency response team (CERT) reports, system obsolescence management, and the siloing and tightening of systems.

Sopra Steria ensures the reliability of existing systems by way of preventive testing plans and regularly conducts intrusion tests to assess the resilience of new systems put into service during the year. The entire system is verified on a regular basis, in particular by way of the annual audit programme and the certification audits for ISO 27001 and ISAE 34-02 covering the Group's strategic and sensitive areas of operations. The Group reviews its policies and procedures, organisation and investments at least once a year, or as required whenever a security incident occurs, to adapt to changes in the context and risks, as despite everything these remain significant for the Group in view of the unprecedented escalation in threats.

SALE AND DELIVERY OF PROJECTS AND MANAGED/OPERATED SERVICES

Risk description

For fixed-price projects and managed or operated services, lack of quality or failure to meet the standards expected of services and defined in contracts may give rise to various risks for Sopra Steria, such as contractual penalties, client complaints, claims for damages, non-payment, additional costs, early contract termination and reputational risk. These types of projects and services account for two-thirds of the Group's consolidated revenue.

In the current environment, clients' demands are becoming increasingly complex due to speed of execution, the agility required and the technical nature of solutions, as well as due to strict regulatory requirements, for example for the financial sector. These demands increasingly factor in corporate responsibility, particularly in terms of reducing the environmental impact of information systems developed or managed.

A poor assessment of the scale of the work to be done, an underestimate of the cost of providing the service or an incorrect estimate of the technical solutions to be implemented can lead to estimated costs being exceeded or contractual deadlines not being met. This delay can, in itself, result in penalties and/or budget overruns, resulting in additional costs and potentially impacting operating margins.

Risk management measures

Managing clients' demands and maintaining production quality are central priorities for the Group. In order to ensure the quality of management and execution of services, the Group has developed a series of methods, processes and controls. In particular, the Group uses a Delivery Rule Book (a set of 32 mandatory rules covering everything from pre-sales to the end of the production phase for services).

The selection of Project Directors and of Project Managers responds to specific requirements and criteria according to the level of risk and project complexity. Particular attention is paid before any appointment is made. Project managers receive specific training. These courses are regularly updated to include issues meriting special attention and warnings relating to risks. In addition to project and line management, Industrial Managers under the authority of business unit/subsidiary managers and reporting functionally to the Group Industrial Department are responsible for monitoring all projects as well as the application of the production rules.

The review of proposals and contracts by line management, but also by the Industrial Department, the Legal Department and the Finance Department, is an integral part of the Group's controls implemented to fulfil its commitments. Indicators known as pre-sales KPIs are used throughout the Group to monitor these milestones and ensure that they are achieved. In addition, projects are reviewed on a regular basis, at key phases in their production life cycle. These reviews, which are organised by the Industrial Department or by its local representatives, provide an external perspective on the status and organisation of the delivery. The achievement of milestones laid down in the Delivery Rule Book for the production cycle is notably measured via compliance reviews based on various checklists. Depending on its outcome, a compliance review may be supplemented by a more in-depth review of the project in question.

Monthly steering meetings facilitate an overview of quality at all levels, the monitoring of established annual quality targets and the determination of the appropriate action plans to continuously improve production performance and the quality of Sopra Steria products and services. The effective implementation of actions agreed during steering meetings, audits and reviews is checked by the Industrial Department.

As regards industrialisation, the Group has continued to invest heavily in the resources required to rapidly develop and operate digital solutions for its clients, designed to run in the cloud environment: the Digital Enablement Platform (DEP); implementation accelerators based on the build-to-reuse/reuse-to-build approach, which, as well as improving efficiency and productivity, aim to reduce the environmental impact of development; and digital factories to deliver service offerings combining consulting and software (e.g. cloud migration and modernisation of information systems).

1.3.3. RISKS RELATED TO HUMAN RESOURCES

ABILITY TO ATTRACT AND RETAIN EMPLOYEES

Risk description

Sopra Steria Group places its employees at the centre of its corporate plan. Its growth objectives must be achieved against the backdrop of scarcity of expertise and increased demands of applicants and employees in terms of quality of life at work, work-life balance, and responsible commitments and sustainability, particularly to limit the environmental impact of operations. This trend is also supported by the development of digital technology (connectivity, collaborative platforms etc.), which transforms uses and minimises a certain number of constraints, in particular geographical constraints or in relation to physical proximity.

Being unable to optimise recruitment systems and ways of working as much as is required could compromise our ability to attract and retain the talent we need. Recruitment difficulties and/or excessive employee turnover (turnover rates remained limited at 17.0% in 2022, up slightly from 16.0% in 2021) may prevent the Group from delivering on its strategy or achieving its target growth and financial performance.

2023072603034

Risk management measures

Sopra Steria's employees are the motor fuelling its growth and value creation. Employee recruitment and retention are two key focuses of the human resources policy. They have been translated into the following priorities:

- a sustained and pragmatic recruitment drive with recruitment numbers progressing strongly compared to 2021 levels (13,073 new hires in 2022, compared with 10,636) and surpassing pre-Covid-19 levels (10,844 in 2019);
- closer relationships with universities, with a focus on educational activities (classes, academic chairs, technology talks and presentations on business topics);
- an employer brand that conveys the image of an engaged and supportive Group with a singular and responsible collective ambition brought to life through iconic projects (HandiTutorat, Prix Étudiants awarded by Fondation Sopra Steria – Institut de France, etc.);
- a continuously improving candidate experience together with an optimised recruitment process and organisation;
- a specific induction process and related training programmes for each business line;
- regular checks on employee engagement, with a new edition of the Group survey in 2022 in partnership with Great Place to Work, with a higher level of participation and overall perception compared to 2021, respectively 84% (up 2 points) and 78% (up 6 points), and the implementation of action plans jointly developed with employees;
- a special focus on well-being in the workplace, through the Group's preventive approach to occupational risks, for example.

DEVELOPMENT OF SKILLS AND MANAGERIAL PRACTICES

Risk description

Developing the skills of our employees and managers is a key factor in adapting the Group to its business challenges and maintaining employability. This also helps to make the Group more resilient and competitive in the face of current and future changes.

Difficulties in offering training that is both aligned with the needs of our clients and on a pragmatic level adapted to the necessary adjustment of our organisation and systems could call into question the Group's ability to serve its strategy and economic targets. Managerial practices and methods are also reviewed in the light of changes in ways of working, whether as a result of digital transformation or recent external crises that have put us to the test.

Risk management measures

To strengthen its balance and support its growth, Sopra Steria implements a human resources strategy centred on skills development, employability and the engagement of all employees. This strategy has several pillars:

- a regularly updated Core Competency Reference Guide, providing a shared framework for understanding the Group's businesses, for employee evaluation, and for career development;
- a performance appraisal based on open communication between managers and their team members, shared with the human resources function and resulting in an individual development plan;
- a "people dynamics" approach, which involves identifying transformations in the Group's businesses over a time frame of one to three years (emerging occupations, sustainable jobs, sensitive jobs, areas in which job offers exceed the number of applicants) and drawing up human resources action plans to integrate, maintain and develop the necessary current and future skills;
- a proactive training policy, whose objectives are reviewed and approved by the Group's Executive Committee, supported by a Sopra Steria Academy training organisation committed to best practices, with adjustments made to its structure (governance, creation of specific Group and business line academies) as well as its offerings (more streamlined and international, management and leadership programme). A total of 1,537,505 hours of training were delivered in 2022, up 26% from 2021;
- an ongoing effort to support employees, including remote working agreements, local support for managers, mechanisms for listening to employees and monitoring risks associated with work-related stress, etc.

1.3.4. RISKS RELATED TO REGULATORY REQUIREMENTS

COMPLIANCE

Risk description

The Group is a multinational company that operates in many countries, serving customers with international presences, subject to various constantly changing laws and regulations. These may be regulations concerning data protection, anticorruption laws, competition law, international sanctions, employment law or employee health and safety obligations, environmental regulations within the framework of combating climate change, and even tax reforms.

The Group's activities and operating profit might be affected by significant changes in laws or regulations, or by decisions taken by authorities. The Group is also exposed to the risk of breaches of regulations by employees who are not well enough informed or negligence or fraud by the employees.

Risk management measures

In order to support the Group's development and respond to new regulatory requirements, the Internal Control Department, which covers business ethics and compliance, internal control and risk management, is supported in part by the network of Compliance Officers (who are also responsible for internal control) throughout the Group's various geographical operations, the network of local representatives and local teams, as well as the expertise of functional divisions depending on their scope, in particular the Legal Department, Human Resources and the Finance Department. Developments in legislation and case law are monitored on a regular basis so as to plan ahead for any upcoming changes. Internal control rules and procedures are updated regularly to reflect these developments. The code of ethics, the code of conduct and the code of conduct for stock market transactions aim to prevent any activity or practices that do not comply with requirements (see Chapter 4, Section 4.1, "Put our values into effect and ensure the compliance of our actions" of this Universal Registration Document, pages 154 to 157).

2. Insurance

The Group's insurance policy is closely linked to its risk prevention and management practices, in order to ensure coverage for its major risks. The Group's Legal Department is responsible for the centralised management of its insurance programme.

The aim of Sopra Steria Group's international insurance programmes is to provide, in compliance with local regulations, uniform and adapted coverage of the risks facing the company and its employees for all Group entities at reasonable and optimised terms. With this in mind, the Company set up its own captive reinsurance company in late 2021.

The scope and coverage limits of these various insurance programmes are reassessed annually in light of changes in the size of the Group, developments in its business activities as well as changes in the insurance market and based on the results of the most recent risk mapping exercise. The insurance programmes provide sufficient coverage for risks with high financial stakes.

All Group companies are insured with leading insurance companies for all major risks that could have a material impact on its operations, business results or financial position.

The most significant insurance programmes are:

- premises and operations liability and professional indemnity insurance
  - This programme covers all of the Group's companies for monetary consequences arising as a result of their civil and professional liability in connection with their activities, due to bodily injury, material or non-material damage caused to its clients and third parties.
- property damage and business interruption insurance
  - This programme covers all of the Group's sites for the direct material damage to property they may suffer as well as any consequential losses in the event of reduced business activity or business interruption occasioned by the occurrence of an insured event.

Other insurance programmes have also been put in place to cover, among other things, cyber risks, fraud, employer liability and civil liability of senior executives, company officers and employees on business trips.

2023072603035

3 Internal control and risk management

This section of the report outlines Sopra Steria's internal control and risk management systems. These systems are based on the reference framework issued by the AMF. A specific subsection addresses the preparation of accounting and financial information.

The management control system is one of the fundamental components of internal control at Sopra Steria. It supports the internal dissemination of information as well as the various reporting and risk management procedures, and the implementation of controls.

3.1. Objectives and framework for the internal control and risk management system

3.1.1. OBJECTIVES OF THE INTERNAL CONTROL AND RISK MANAGEMENT SYSTEM

In order to address the identified risks presented in the preceding chapter, Sopra Steria has adopted a governance approach as well as a set of rules, policies and procedures together constituting its internal control and risk management system.

In accordance with the AMF reference framework, the internal control and risk management system, which is under the responsibility of the Group's Chief Executive Officer, is designed to provide reasonable assurance regarding the achievement of objectives in the following categories:

- compliance with laws and regulations;
- implementation of instructions, guidelines and rules set forth by Executive Management;
- proper functioning of the Company's internal processes, particularly those intended to safeguard its assets;
- quality and reliability of financial and accounting information.

The risk management system is designed to identify, analyse and manage the Company's main risks.

More generally, the Group's internal control and risk management system contributes to the control of its business activities, the effectiveness of its operations and the efficient use of its resources.

This system is updated on a regular basis, in application of a continuous improvement process, in order to best measure the level of risk to which the Group is exposed as well as the effectiveness of the action plans put in place to mitigate risks.

Nevertheless, the internal control and risk management system cannot provide an absolute guarantee that the Company's objectives will be achieved and that all risks will be eliminated.

3.1.2. REFERENCE FRAMEWORK AND REGULATORY CONTEXT

The Sopra Steria Group refers and adheres to the reference framework issued by the Autorité des Marchés Financiers (AMF, the French securities regulator).

3.2. Scope

The internal control and risk management system applies across the entire Group, i.e. the parent company Sopra Steria Group, together with all fully consolidated companies.

3.3. Components of the internal control and risk management system

3.3.1. ENVIRONMENT

Sopra Steria Group's internal control and risk management system is founded upon the Group's four-tier operational organisation as well as its centralised functional organisation. Each tier of the operational organisation is directly involved in the implementation of internal control and risk management practices. To this end, the Group has put in place a set of operating principles and rules, along with the appropriate delegations of authority. It is the responsibility of all Group employees to familiarise themselves with these rules and to apply them. For more information on the Group's organisation, see Section 9, "Group organisation" of Chapter 1, "Business overview and strategies" of this Universal Registration Document (pages 36 to 37).

3.3.2. A SHARED MANAGEMENT CONTROL SYSTEM

The management control system is designed not only to manage the dissemination of information, upwards to Executive Management and downwards to the operational and functional units, but also to guide, control and support the Group's employees at every level. It involves steering meetings held at each of the different organisational levels, including the Group's Executive Committee.

The management control system is the backbone of risk management within the Group, ensuring that risks are identified, assessed and managed at the right level of the organisation, ranging from specific contracts or projects to the overall issues affecting the Group, followed by the implementation of procedures to track progress on the related action plans.

These cycles are governed by specific standards (reporting timetable, participants, agenda, documents to be presented at the beginning and end of the meeting) and are supported by the management reporting system. Meetings are held according to a calendar, dependent on the organisational level and timeframe objectives:

- weekly meetings for the current month: Priority is given to the monitoring of sales, production and human resources;
- monthly meetings for the current year: In addition to the topics discussed at the weekly meetings, additional emphasis is placed on financial indicators (entity performance for the previous month, update of annual forecasts, actual vs. budget, progress report on actions in line with the medium-term strategy);
- annual meetings, looking ahead several years: The medium-term strategy and the annual budget process for the entities are discussed in the context of the Group's overall strategic plan.

The implementation of this system at all operational and functional entities is a highly effective vehicle for cohesiveness, the sharing of values and practices throughout the Group, and control.

3.3.3. TOOLS

The Group's communication and management applications are designed to standardise the documents produced by the Group. The production tools used or developed by the Group allow for the industrialisation of project delivery and of managed or operated services by improving the quality of deliverables.

3.3.4. A SHARED FRAMEWORK FOR GROUP RULES

a. Code of Ethics, anti-corruption Code of conduct and code of conduct for stock market transactions

The aims of the Group's Code of Ethics, which is based on its core values, are to ensure compliance with international treaties, laws and regulations in force in all countries where it operates, and to reaffirm the Group's ethical principles. This Code of Ethics is supplemented by a code of conduct for stock market transactions whose main aim is to reiterate and clarify the rules regarding sensitive information, insider information and the management of securities. Furthermore, the anti-corruption code of conduct sets out the rules and behaviours to be adopted to prevent corruption and influence peddling. For more details on the anti-corruption code of conduct, see Section 4.1 "Put our values into effect and ensure the compliance of our actions" in Chapter 4, "Corporate responsibility" of this Universal Registration Document, pages 154 to 157.

b. Group rules, policies and procedures

The framework of internal control rules, known as the Group Rules, constitutes the common core of operating rules applicable to all entities and is rolled out as early as possible in the integration process whenever a new company is acquired. With the aim of continuously improving internal control and better managing risks identified through the Group's various risk mapping exercises, the Group Rules are regularly reviewed to ensure they remain relevant and supplemented to take into account, in particular, segment-specific developments, regulatory changes and internal audit findings.

The Group Rules include 164 items covering 14 areas corresponding to Group processes: governance and steering, human resources, pre-sales and contracting, production, information systems security, site management and security, purchasing, finance, legal structure of entities, insurance, mergers and acquisitions, corporate responsibility, marketing communications, and compliance. These rules may be adapted to suit the Group's different geographies and subsidiaries provided they remain consistent with the framework laid down.

These fundamental rules are then broken down for each area in the form of detailed policies and procedures (e.g. Delivery Rule Book, Human Resources Policy, Information Security Policy, Purchasing Procedure, M&A Playbook, etc.). They are available on the Group's intranet and are reinforced through the Group's various training and communications initiatives.

As regards the production front, Sopra Steria's Delivery Rule Book defines all the pre-sales, production, management and quality assurance processes required to successfully manage projects. The primary goal is to contribute effectively to producing the expected level of service that meets clients' needs in line with time and budget constraints. It defines project management practices and processes suited to various environments and at different levels of management and supervision, as well as software engineering practices and processes. The Delivery Rule Book sits above all the Group's quality systems. All quality systems in use within the Group are compatible with the Delivery Rule Book. The basic principles of the Quality Systems are described in a Quality Manual supplemented by procedural guides and operating manuals. UK, Scandinavia and CIMPA apply mechanisms that are similar but rely on specific methods geared to the primary characteristics of their activities.

3.4. Participants in internal control and risk management

Everyone in the Group has a part to play in risk management and internal control, from the governance bodies and senior management to the employees of each Group company.

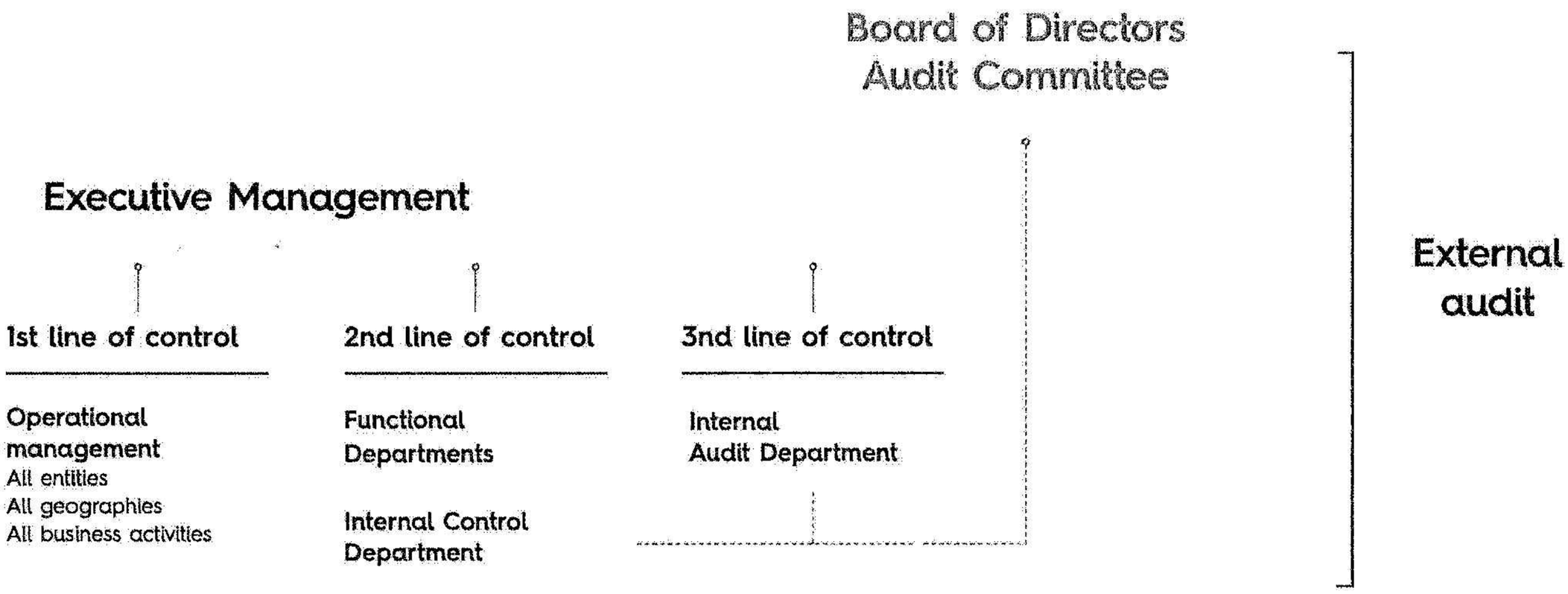

20230726030036

EXECUTIVE MANAGEMENT

The internal control and risk management system is approved and overseen by Executive Management, thus at the Group's highest level. As the top level of authority and responsibility for the internal control and risk management system, it monitors the system's continuing effectiveness and takes any action required to remedy identified shortcomings and remain within acceptable risk tolerance thresholds. Executive Management ensures that all appropriate information is communicated in a timely manner to the Board of Directors and to the Audit Committee.

AUDIT COMMITTEE OF THE BOARD OF DIRECTORS

The Group's Audit Committee examines the main features of the internal control and risk management procedures selected and implemented by Executive Management to manage risks, including the organisation, roles and functions of the key actors, the approach, structure for reporting risks and monitoring the effectiveness of control systems. It has access to the elements necessary to reach an overall understanding of the procedures relating to the preparation and processing of accounting and financial information (presented in the following chapter).

Each year, the Audit Committee reviews the results of the Group's risk mapping exercise and holds regular meetings with the Internal Control Department to monitor the implementation and adaptation of the Group's rules and the internal control process.

The Audit Committee also monitors the activity of the Internal Audit Department through the following actions:

- approval of the annual internal audit plan;
- meeting with its Director once a year in the presence of the Statutory Auditors, but without the presence of management;
- biannual review of the results of internal audit assignments and follow-up on the implementation of action plans resulting from recommendations;

Three lines of control

In accordance with the AMF reference framework, the internal control and risk management system put in place by Sopra Steria Group is structured around three lines of control, as presented below:

- first line of control: Front-line staff and operational management

  The first line of control for the internal control and risk management system consists of:

  - operational management, tasked with implementing the system defined at Group level for the area under its responsibility. This line of control makes sure that the internal control rules and procedures are effectively implemented, fully understood and consistently applied within its scope of operations,
  - the Group's employees, who take due note of and apply all of the rules set out within the organisation;

- second line of control: Risk management and internal control;

  The aim of the second line of control is to monitor the internal control and risk management system on an ongoing and continuous basis to verify its effectiveness and coherence as well as the proper application of its rules and procedures;

  - internal Control Department and Compliance Officers at the entities

The internal control and risk management system is steered and coordinated by the Internal Control Department at Group level. In the context of risk management, it takes charge of the annual general risk mapping exercise, first by consolidating the information received from operational entities and functional departments and then by coordinating the necessary adjustments at the Group's highest level. It monitors the action plans implemented as part of the Group's risk management process, paying particular attention to those relating to its key risks. The integration of specific risks with the Group's general risk mapping process (for example, corruption and influence-peddling risks, information systems security risks, risks relating to the duty of vigilance) and ensuring the overall consistency of the mapping process are also among its responsibilities in this area.

With regard to the risks that have been identified and assessed, the Internal Control Department defines and updates the internal control system's various components. In carrying out these duties, the Internal Control Department works closely with all the Group's functional and operational departments. The Group Internal Control Department consists of a team of four people.

The Group also has a network of Compliance Officers, appointed in each of the Group's entities and across all its geographical operations. In 2022, there were 15 Compliance Officers. In the largest entities, they are assisted by a deputy. These Compliance Officers are responsible for adapting the guidelines and rules defined at Group level. In particular, they are tasked with making sure that all components of the internal control and risk management system as well as those of the Group's compliance programme are effectively implemented, fully understood and consistently applied. They are also responsible for raising alerts in the event of difficulties encountered in the implementation of any of these components for their scope.

The Internal Control Department, supported by entity-level compliance officers, oversees monitoring of Group rules to ensure that they remain relevant and that any corrective action identified is properly implemented. Risk assessment campaigns are organised on a regular basis at the level of operational entities and functional departments, applying a methodological approach that combines self-assessment via questionnaires with joint assessments carried out in conjunction with the Internal Control Department.

- Functional departments

The functional departments are key participants in the coordination of the internal control and risk management system. They assist the Internal Control Department in updating procedures specific to the processes under their responsibility.

Alongside the self-assessment and control procedures implemented by operational managers at every level, functional departments play a special role in the application of the rules for delegations of authority in force within the Group. They support operational staff in the area of risk management and, from a preventive standpoint, they may serve in an advisory capacity or perform ex-ante or detective controls on the application of rules.

The Finance Department is entrusted with specific responsibilities in the context of financial controls and the Industrial Department is responsible for control procedures relating to the management of its Quality System.

- Finance Department

Financial Controlling falls under the responsibility of the Finance Department. Its main responsibilities include the consolidation and analysis of monthly results produced by the internal management system, controlling the consistency of monthly forecasts, verifying the application of Group rules, assisting operational managers, training management system users, and performing the reconciliation between the internal management accounts and the general ledgers.

As part of their control responsibilities, Financial Controllers identify and measure risks specific to each operational unit. In particular,

they ensure that contractual commitments and project production are aligned with the revenue recognised. They raise alerts for projects that present technical, commercial or legal difficulties. They check that revenue is recognised in line with Group accounting rules as well as analysing any commercial concessions applicable and verifying their treatment in the operating accounts of the operational unit. They also ensure that the costs for the operational unit are completely and accurately recognised.

Financial Controllers devote particular attention to unbilled revenue and contractual milestone payments, and check that invoices issued are paid. In coordination with the manager at the relevant entity, they trigger payment collection, which is managed directly by the Finance Department. They check any credit notes issued.

Financial Controllers assess the organisation and administrative functions of operational units. They monitor compliance with rules and deadlines.

- Industrial Department

Quality management relies upon the day-to-day interaction between the operational and quality structures and covers the methods for the production and application of professional standards.

Sopra Steria's quality structure is independent of the project management and delivery operations. As such, it offers external quality assurance for projects with the objectives of assuring production and cost controlling, overseeing associated human resources, verifying production conformity and compliance with quality assurance procedures, and monitoring the quality assurance plan's effectiveness.

Industrial managers under the authority of business unit/subsidiary managers and reporting functionally to the Group Industrial Department are responsible for monitoring the Quality System and all projects.

Reviews are performed so as to verify the application and effectiveness of the Quality System among the concerned Sopra Steria staff members (management, sales, operational quality unit). Projects are reviewed on a regular basis, at key phases in their life cycle. These reviews, which are organised by the Industrial Department, or by the quality structure's local representatives, provide an external perspective on the status and organisation of projects.

Monthly steering meetings facilitate an overview of quality at all levels, the monitoring of annual quality targets established during management reviews and the determination of the appropriate action plans to continuously improve production performance and the quality of Sopra Steria products and services.

The effective implementation of actions agreed during steering meetings, audits and reviews is checked by the Industrial Department.

The Group has put in place a certification policy, covering all or a portion of its operations, depending on market expectations. This policy relates to the following standards or frameworks: ISO 9001, TickIT Plus, ISO 27001, ISO 22301, ISO 14001, ISO 20000, CMMI and TMMi.

- Third line of control: Assessment of the internal control system
  - Internal Audit Department

Under the internal audit charter adopted by the Group, the Internal Audit Department has the following tasks:

- independent, objective evaluation of the effectiveness of the internal control system via a periodic audit of entities
- formulation of all recommendations to improve the Group's operations
- monitoring the implementation of recommendations

The work of the Internal Audit Department is organised with a view to covering the "audit universe" (classification of key processes) reviewed annually by the Audit Committee.

Internal Audit covers the entire Group over a cycle of a maximum of four years. Audits are performed more frequently for the main risks identified. To this end, Internal Audit carries out field audits while using self-assessment questionnaires for areas of lesser importance.

By carrying out work relating specifically to fraud and corruption, the Internal Audit Department has identified processes that are potentially concerned, associated risks, control procedures to be adopted (prevention and detection) and audit tests to be carried out. These are systematically integrated into internal audit programmes.

Internal Audit, which reports to the Chairman of the Board of Directors and operates under the direct authority of Executive Management, is responsible for internal control and monitors the system in place. It submits its findings to Executive Management and the Audit Committee. The Internal Audit Department consisted of a team of seven people at end-2022.

The Chairman of the Board of Directors validates the audit plan, shared with Executive Management, notably on the basis of risk information obtained using the risk mapping procedure, the priorities adopted for the year and the coverage of the "audit universe". This plan is presented to the Audit Committee for review and feedback. Recommendations are monitored and compiled in a report provided to Executive Management and the Audit Committee.

The Internal Audit Department carried out 22 assignments in financial year 2022.

- External monitoring system

Furthermore, the internal control and risk management system is also monitored by the Statutory Auditors and the quality certification inspectors for the Quality System.

Statutory Auditors

As part of their engagement, the Statutory Auditors obtain information on the internal control system and the procedures in place. They attend all Audit Committee meetings.

The Statutory Auditors are engaged throughout the year across the Group. Their involvement is not limited to interactions with the accounting department. To gain a more in-depth understanding of how operations and transactions are recorded in the accounts, the Statutory Auditors are in regular contact with operational managers, who are best placed to explain the Company's business activity. These meetings with operational staff are structured around business unit, division or subsidiary reviews, during which the Statutory Auditors examine the main ongoing projects, progress made and any difficulties encountered by the business unit or subsidiary.

Quality certification inspectors

The audit procedure aims to ensure that the Quality System is both in compliance with international standards and is applied to the entire certified scope of operations.

Each year, quality certification inspectors select the sites to be depending upon an audit cycle and relevance of the activity in relation to the certification.

2023072603037

3.5. Assessment and continuous improvement process

The purpose of this audit process is to identify ways in which the quality management system might be improved in order to ensure continuous improvement.

The internal control system and its operation are subject to internal and external assessments to identify areas for improvement. These may lead to implementation of action plans to strengthen the internal control system, under the oversight of the Group's Audit Committee.

4 Procedures relating to the preparation and processing of accounting and financial information

4.1. Coordination of the accounting and financial function

4.1.1. ORGANISATION OF THE ACCOUNTING AND FINANCIAL FUNCTION

Limited number of accounting entities

By keeping the number of legal entities, and therefore accounting entities, relatively low, the Group can drive reductions in operating costs and minimise risks.

Centralised coordination of the accounting and financial function

The activities of Sopra Steria's accounting and finance function are overseen by the Group's Finance Department, which reports directly to Executive Management.

The responsibilities of the Group Finance Department mainly include the production of the accounts, financial controlling, tax issues, financing and cash management, and participation in financial communications and legal matters.

Each subsidiary has its own finance team that reports functionally to the Group's Finance Department.

Supervision of the accounting and finance function by Executive Management and the Board of Directors

The Finance Department reports to the Group's Executive Management. As with all other Group entities, it follows the management reporting and controlling cycle described above: weekly meetings to address current business activities, monthly meetings devoted to a detailed examination of figures (actual and forecast), the organisation of the function and the monitoring of large-scale projects.

Executive Management is involved in the planning and supervision process as well as in preparing the period close.

The Board of Directors is responsible for the oversight of accounting and financial information. It approves the annual accounts and reviews the interim accounts. It is supported by the Audit Committee, as described in Section 1.3.3 of Chapter 3, "Corporate governance" of this Universal Registration Document, pages 78 to 80.

4.1.2. ORGANISATION OF THE ACCOUNTING INFORMATION SYSTEM

Accounting

The configuration and maintenance of the accounting and financial information system are centralised at Group level. Central teams manage access permissions, and update them at least once a year. The granting of these permissions is validated by Finance teams at the subsidiaries.

All Group companies prepare, at a minimum, complete quarterly financial statements on which the Group bases its published quarterly revenue figures and interim financial statements.

Monthly cash flow forecasts for the entire year are prepared for all companies and consolidated at Group level.

Accounting policies and presentation

The accounting policies applied within the Group are presented in the notes to the consolidated financial statements in this document. At each balance sheet date, the Audit Committee ensures that these policies and presentation have been applied by the Finance Department and the Statutory Auditors.

The proper use of the percentage-of-completion method to value ongoing projects is monitored on a permanent basis jointly by the Industrial Department and by the Finance Department (Financial Controllers).

4.2. Preparation of the published accounting and financial information

4.2.1. RECONCILIATION WITH THE INTERNAL MANAGEMENT SYSTEM ACCOUNTING DATA

All Group entities prepare a monthly budget, a monthly operating statement and revised monthly forecasts.

The budget process, which is short in duration, takes place in the last quarter of the year. This is a key stage. It provides an opportunity to apply the strategy approved by the Group's Executive Committee, to adapt the organisation to developments in business segments and market demand, and to assign quantitative and qualitative objectives to all Group entities. Budgets, including detailed monthly operating forecasts, are prepared by each unit at this event.

Each Group entity prepares a monthly operating statement closed on the third business day of the following month. Management indicators (utilisation rate, selling prices, average salary, indicators relating to human resources, invoicing and receipts, etc.) are also reviewed on a monthly basis.

Finally, a revised operating statement prepared each month includes the results of the previous month and a revised forecast for the remaining months of the current year. This practice will be

implemented on a quarterly basis in 2023.

Sales metrics (prospects, contracts in progress, signings, etc.), client invoicing and cash receipts are analysed at the management meetings organised by the management control system described above.

The results derived from the monthly management reporting documents are verified by Financial Controllers reporting to the Finance Department, who also reconcile this data with the quarterly accounting results in the general ledgers.

4.2.2. PROCEDURES FOR THE PREPARATION OF THE CONSOLIDATED FINANCIAL STATEMENTS

Each company establishes quarterly financial statements and prepares a consolidation pack.

For each of the companies falling within the scope of the audit of consolidated financial statements, the Statutory Auditors examine the interim and annual consolidation packs. Once approved, they are used by the Group Finance Department and the consolidated financial statements are examined by the Group's Statutory Auditors.

4.2.3. PROCEDURE FOR SIGNING OFF THE FINANCIAL STATEMENTS

The interim and annual consolidated financial statements are presented to Executive Management by the Finance Department.

As part of their annual accounts close-out at 31 December, the financial statements of Sopra Steria Group and its subsidiaries undergo a legal audit by the Statutory Auditors in order to be certified. A limited review is also performed on 30 June.

As part of its assignment to monitor the statutory audit of the financial statements, the Audit Committee takes note of the Statutory Auditors' work and conclusions during the review of the interim and annual financial statements.

The Audit Committee examines the financial statements, notably in order to review the Company's exposure to risks, verify that the procedures for gathering and controlling information guarantee its reliability, and ensure that accounting policies have been applied consistently and appropriately. It gathers comments from the Statutory Auditors.

The Group's financial statements are then presented to the Board of Directors for approval.

4.2.4. FINANCIAL COMMUNICATIONS

The Financial Communications and Investor Relations Department, which is supervised by the Chairman of the Board of Directors, manages the Group's financial communications.

The Group communicates financial information via several different means, notably:

- press releases;
- the Universal Registration Document and the various reports and disclosures that it contains;
- the presentation of the interim and annual financial statements.

The Group's website has a dedicated "Investors" section that presents all of the aforementioned items as well as other regulatory or informative items.

20230726030038

3. Corporate governance

1.	**Organisation and operation of governance**	**54**
1.1.	Executive company officers	54
1.2.	Board of Directors	56
1.3.	Preparation and organisation of the work of the Board of Directors	77
2.	**Compensation of company officers**	**84**
2.1.	General principles	84
2.2.	Executive company officers	85
2.3.	Other company officers	87
3.	**Standardised presentation of compensation paid to company officers**	**88**
3.1.	AFEP-MEDEF Code tables	88
3.2.	Pay ratios	94
4.	**Result of the shareholder consultation on compensation paid to executive company officers (General Meeting of 1 June 2022)**	**97**
5.	**Departures from the guidelines set forth in the AFEP-MEDEF Code**	**99**

This chapter describes the organisation and operation of governance as well as the compensation policy for company officers and its application during financial year 2022. It lists and explains any points of divergence from or partial compliance with the recommendations of the AFEP-MEDEF Code. (1)

1. Organisation and operation of governance

1.1. Executive company officers

1.1.1. SEPARATION OF THE ROLES OF CHAIRMAN OF THE BOARD OF DIRECTORS AND CHIEF EXECUTIVE OFFICER

On 19 June 2012, the Board of Directors decided to separate the roles of Chairman and Chief Executive Officer. It confirmed this decision in 2018 and 2021. It believes that this separation of roles remains the best way of addressing the Group's strategic and operational priorities. Given the close relationship between the Chairman of the Board of Directors and the Chief Executive Officer, there is close collaboration and an ongoing dialogue between them. In summary, the current framework contributes to fluid and flexible governance arrangements. It means that the Group is able to act as quickly as needed and ensures decisions are taken with due care, while taking into account strategic priorities.

1.1.2. ROLE OF THE EXECUTIVE COMPANY OFFICERS

The Chairman is tasked with managing strategy, while the Chief Executive Officer is responsible for operations.

The Chairman:

- guides the implementation of the Group's strategy and all related matters, including mergers and acquisitions;
- assists Executive Management with the transformation of the Group;
- oversees investor relations and manages the Board's relations with shareholders.

The Chief Executive Officer:

- works with the Chairman to formulate strategy;
- supervises the implementation of decisions adopted;
- ensures the operational management of all Group entities.

1.1.3. SUCCESSION PLAN FOR EXECUTIVE COMPANY OFFICERS

The Nomination, Governance, Ethics and Corporate Responsibility Committee conducts an annual review of the succession plan for the Chairman of the Board of Directors and the Chief Executive Officer so any unforeseen vacancies can be dealt with appropriately. As part of this process, it meets with the Chairman of the Board of Directors. It makes sure the plan covers existing requirements and the Group's culture. It assesses the relevance of the proposed changes. It approves the actions laid down in the short- to medium-term plan.

In 2022, the Nomination, Governance, Ethics and Corporate Responsibility Committee conducted its annual review of the succession plan and adapted it to accommodate changes in Group governance.

1.1.4. OVERVIEW OF THE ACTIVITIES OF THE CHAIRMAN OF THE BOARD OF DIRECTORS IN 2022

The Board of Directors is currently chaired by Pierre Pasquier.

The Chairman of the Board of Directors carried out activities on a full-time basis throughout the year. This involved steering the work of the Board and other assignments entrusted to him.

The Chairman's assignments include the governance of strategy, acquisitions and the Board of Director's shareholder relations as well as the supervision of matters which were identified early in the year in coordination with the Chief Executive Officer. These matters all relate to long-term preparations required for the Group's transformation (HR, digital and industrial transformation; key organisational and operating principles for the Group; employee share ownership; promotion of Group values and compliance).

The Chairman is responsible for maintaining balance between the Group's various stakeholders: shareholders, employees and the community. He ensures that the social and environmental implications of the Group's business activities are suitably taken into account.

In crisis situations, the ability to rank priorities, uphold the Group's values, and consider its options from a longer-term perspective thanks to the commitment provided by the core shareholder is absolutely critical.

The various matters placed under the Chairman's responsibility require a perfect knowledge of operational realities. Close relations with the Chief Executive Officer and the Executive Committee foster information flows between them. It facilitates effective coordination on:

- decisions required for the delivery of the medium-term strategic plan;
- monitoring of the implementation of such decisions over the long term.

The separation of the roles of Chairman and CEO is based on:

- the roles defined in the internal rules and regulations of the Board of Directors;
- compliance with the respective prerogative powers of the Chairman and the Chief Executive Officer;
- a trust-based relationship established over the long term;
- a very good fit between the holders of these positions.

(1) The AFEP-MEDEF Code is the code to which the Company refers pursuant to Article L. 22-10-10 of the French Commercial Code. It is available on the website of France's Haut Comité de Gouvernement d'Entreprise (www.hcge.fr).

2023072603039

1.1.5. AGREEMENT WITH SOPRA GMT, THE HOLDING COMPANY THAT MANAGES AND CONTROLS SOPRA STERIA GROUP

In carrying out all of his assignments, the Chairman may receive support from two advisors and draw on resources across the Group. He is supported by a permanent team of four individuals at the Sopra GMT holding company. Three of them have spent much of their careers with Sopra Steria Group. This team therefore has knowledge of the Group, its main managers and its organisational structure that an external service provider could not have. Its position within Sopra GMT means this team has an outside perspective and greater independence. These resources enhance the Board of Directors' ability to oversee the smooth running of the Company.

The team was initially formed when Axway Software was spun off. It performs duties for Sopra Steria Group and Axway Software, in which Sopra Steria Group holds an ownership of approximately 32%. Sopra GMT provides both companies with its support and ensures synergies and best practices are implemented.

Sopra GMT's employees carry out their own duties (oversight of acquisitions, corporate secretarial affairs for the Board of Directors and its Committees). They may also assist the Sopra Steria Group's functional divisions. They are also active participants in various steering committees (acquisitions, corporate responsibility, internal control, internal audit, employee share ownership). They may join working groups tackling key issues for the Company. They provide the benefit of their technical expertise and an independent opinion.

The costs rebilled by Sopra GMT comprise the portion of payroll and related personnel costs allocated to the assignments performed for Sopra Steria Group. They also comprise, under the same conditions, any external expenses incurred by Sopra GMT (such as specialised advisors' fees). As such, this organisational method does not increase the expenses borne by Sopra Steria Group. If the assignments handled by Sopra GMT's employees were not entrusted to them, they would need to be reallocated within the Group.

Sopra Steria Group charges Sopra GMT fees for providing premises, IT resources, and assistance from the Group's functional divisions as well as provision of appropriate expertise for Sopra GMT's assignments.

The work performed by this team and the principle for the rebilling to the Company of the costs incurred are covered in a framework agreement for assistance. This agreement, approved as a related-party agreement by the General Meeting, is reviewed every year by the Board of Directors.

Pierre Pasquier's compensation at Sopra GMT reflects his oversight of the assignments performed by the Sopra GMT team for Sopra Steria Group and Axway Software. It is not rebilled to these two companies.

Around 85% of Sopra GMT's total operating expenses are rebilled. The remaining 15% comprises the expenses arising from Sopra GMT's own internal operations. Expenses are rebilled on a cost-plus basis including a 7% margin. By definition, Sopra GMT generally records a small operating loss. The annual breakdown varies according to the respective needs of Sopra Steria Group and Axway Software. On average, since 2011, two thirds of the rebilling have concerned Sopra Steria Group.

Sopra Steria Group recorded the following income and expenses under this agreement in 2022:

- expenses: €1,473 thousand;
- income: €163 thousand.

The Board of Directors reviewed the implementation of this agreement at its meeting on 26 January 2023. It unanimously agreed to maintain the previously granted authorisation for the current financial year. The Directors directly or indirectly affected by this decision did not take part in either the discussion or the vote.

1.1.6. EXECUTIVE MANAGEMENT

Cyril Malargé has served as Chief Executive Officer since 1 March 2022.

Cyril Malargé has been with the Company for almost 20 years. He has served as Managing Director of the France reporting unit and, for the 18 months prior to his appointment as Chief Executive Officer, as the Group's Chief Operating Officer. He has been a member of the Executive Committee since 2015.

The Chief Executive Officer has authority over the entire Group. He directs, administers and coordinates all of its activities. To this end, he is supported by Executive Management, the Executive Committee and the Management Committee. These Committees comprise the Chief Executive Officer, Deputy Chief Executive Officer and other key operational and functional managers from Sopra Steria Group and its subsidiaries.

The Chief Executive Officer has the broadest possible powers to act in all circumstances in the name of Sopra Steria Group SA, the parent company of Sopra Steria Group. He represents the Company in its dealings with third parties.

Certain decisions relating to strategy implementation and internal organisation require prior approval by the Board of Directors or its Chairman. Decisions "that are highly strategic in nature or that are likely to have a significant impact on the financial position or commitments of the Company or any of its subsidiaries" are defined in the internal rules and regulations of the Board of Directors. See Chapter 8, "Additional information" of this Universal Registration Document (page 290).

1.1.7. AGREEMENT WITH ÉRIC HAYAT CONSEIL

Éric Hayat Conseil is a company controlled by Éric Hayat, a Director of Sopra Steria Group.

This agreement relates to the provision to Executive Management of consulting and assistance services. These services are provided in connection with strategic deals connected with business development among other areas. They are charged at a per diem rate of €2,500 (excluding taxes). The duties performed under this agreement are distinct from those performed by virtue of Éric Hayat's directorship. For example, this may involve but is not limited to the following, in consultation with the Group's operational managers:

- taking part in top-level market meetings;
- maintaining contacts with civil society;
- taking part in high-level meetings with certain key clients in France and abroad;
- preparing for and participating in delegations of corporate executives to priority countries for the Group.

This enables the Company to benefit from the experience and knowledge of the Group gained by Éric Hayat throughout his career. This knowledge extends to its environment and some of its major clients. Éric Hayat was a co-founder of Steria. He also previously chaired the digital sector employers' organisation and subsequently the broader "Fédération Syntec", and is a former member of MEDEF's Executive Committee. His skills and experience are thus particularly well suited to the responsibilities entrusted to him, which mainly relate to major business opportunities.

This means that the number of Directors on the Board that are directly involved in addressing the Group's priorities in terms of strategic and

commercial positioning is increased, thus enriching the Board's debates. Éric Hayat, in his capacity as a member of the Compensation Committee and the Nomination, Governance, Ethics and Corporate Responsibility Committee, provides these committees with the benefit of the knowledge of the Group's operational managers accumulated and maintained in the course of these assignments. Lastly, he has access to information channels within the Company that are helpful for feeding information back to the Board of Directors and its Committees.

Sopra Steria Group recorded expenses under this agreement as follows in 2022:

- expenses: €181 thousand;
- the Board of Directors reviewed the implementation of this agreement at its meeting on 26 January 2023. It unanimously agreed to maintain the previously granted authorisation for the current financial year. The Director affected by this decision did not take part in either the discussion or the vote.

1.2. Board of Directors

1.2.1. MEMBERS OF THE BOARD OF DIRECTORS

On the date at which this Universal Registration Document was published, the Board of Directors had 15 members with the right to vote, 12 of whom were directly appointed at the General Meeting. 3 Directors represent the employees and employee shareholders.

The renewal of three current terms of office will be proposed at the General Meeting to be held on 24 May 2023 (see the summary of resolutions, Chapter 9 "General Meeting" of this Universal Registration Document (pages 297 to 302). The Directors concerned are Michael Gollner, Sylvie Rémond and Jessica Scale.

Collectively, the members of the Board of Directors and the Chief Executive Officer hold 20% of the Company's share capital.

SUMMARY PRESENTATION OF THE BOARD OF DIRECTORS

	Personal information					Position on the Board				Attendance at meetings in financial year 2022			
Name	**Age**	**Gender**	**Nationality**	**Number of shares**	**Number of directorships at listed companies (excluding Sopra Steria Group)**	**Independent Director**	**Start of current term**	**End of current term**	**Years of service on the Board***	**Board of Directors**	**Audit Committee**	**Nomination, Governance, Ethics and Corporate Responsibility Committee**	**Compensation Committee**
Pierre Pasquier Chairman of the Board of Directors	87	M	FRA	108,113	1		12/06/2018	AGM 2024	54	100%		100%	
Éric Pasquier Vice-Chairman of the Board of Directors	51	M	FRA	4,366	0		12/06/2018	AGM 2024	8	100%	100%		
Sopra GMT, represented by Kathleen Clark Bracco Chairwoman of the Nomination, Governance, Ethics and Corporate Responsibility Committee	55	F	USA/FRA	4,035,669	1		12/06/2018	AGM 2024	8	100%		100%	100%
Éric Hayat Vice-Chairman of the Board of Directors	81	M	FRA	37,068	0		12/06/2018	AGM 2024	8	100%		100%	100%
André Einaudi Director	67	M	FRA	100	0	Yes	09/06/2020	AGM 2026	2	80%			
Michael Gollner Director	64	M	USA/GBR	100	1	Yes	01/06/2022	AGM 2023	4	100%	88%		
Noëlle Lenoir Director	74	F	FRA	101	0	Yes	01/06/2022	AGM 2026	2	90%		80%	
Jean-Luc Placet Chairman of the Compensation Committee	70	M	FRA	100	0	Yes	12/06/2018	AGM 2024	10	100%		100%	100%
Sylvie Rémond Director	59	F	FRA	152	0	Yes	09/06/2020	AGM 2023	7	100%	100%		100%
Marie-Hélène Rigal-Drogerys Chairwoman of the Audit Committee	52	F	FRA	100	1	Yes	12/06/2018	AGM 2024	8	100%	100%		
Jessica Scale Director	60	F	FRA/GBR	10	0	Yes	09/06/2020	AGM 2023	6	100%		100%	100%
Yves de Talhouët Director	64	M	FRA	10	1	Yes	01/06/2022	AGM 2025		100%		N/A	
Astrid Anciaux Director representing employee shareholders	57	F	BEL	1,812	0		26/05/2021	AGM 2025	8	100%			
Hélène Badosa Director representing the employees	64	F	FRA	0	0		23/09/2020	AGM 2024	4	100%			100%
David Elmalem Director representing the employees	40	M	FRA	0	0		23/09/2020	AGM 2024	2	100%			

** Number of years as at 31/12/2022, rounded down to the nearest year.*
F: Female M: Male.
not applicable.

2023072603040

CHANGES IN THE BOARD OF DIRECTORS AND ITS COMMITTEES SINCE THE START OF FINANCIAL YEAR 2022

	Departures	Appointments	Reappointments
Board of Directors	Jean-François Sammarcelli (01/06/2022)	Yves de Talhouët (01/06/2022)	André Einaudi (01/06/2022) Michael Gollner (01/06/2022) Noëlle Lenoir (01/06/2022) Jean-Luc Placet (01/06/2022)
Audit Committee	Jean-François Sammarcelli (01/06/2022)	Sylvie Rémond (28/04/2022)	
Nomination, Governance, Ethics and Corporate Responsibility Committee		Yves de Talhouët (26/01/2023)	
Compensation Committee			

1.2.2. SELECTION PROCESS FOR MEMBERS OF THE BOARD OF DIRECTORS

The Nomination, Governance, Ethics and Corporate Responsibility Committee plays a central role throughout the four phases of the selection process for Independent Directors. The same process applies to Directors who are not independent as defined by the AFEP-MEDEF Code from Phase 3 as set out below.

Phase 1. This is the needs analysis phase. The Committee identifies the end dates of Directors' terms of office and explores the possibility of renewing them. It takes into account the objectives of the diversity policy and the skills required. It accommodates imperatives arising from compliance with the law and with the Code of Corporate Governance. This analysis is undertaken for the Board of Directors itself and its committees. It focuses on the needs due to arise first and makes projections for the years ahead.

Phase 2. A list of potential candidates is drawn up based on the needs identified. This list is made up of the following:

- names put forward:
  - by members of the Nomination, Governance, Ethics and Corporate Responsibility Committee,
  - by members of the Board of Directors more generally;
- names put forward by recruitment firms;
- names proposed by Executive Management;
- unsolicited applications received by the Company.

The Chairwoman of the Nomination, Governance, Ethics and Corporate Responsibility Committee decides on the list of potential candidates. A file is put together based on publicly available information about the candidates.

After reviewing this file, the Nomination, Governance, Ethics and Corporate Responsibility Committee decides which candidates to contact and meet.

Phase 3. Members of the Nomination, Governance, Ethics and Corporate Responsibility Committee arrange meetings with the selected candidates. At their meetings, the Committee's members compare their opinions. For each candidate, the Committee endeavours to assess the depth of their experience and how closely it fits the Company's needs. What they would bring to the Board from a diversity perspective and their motivation are also considered. Lastly, the Committee checks their availability, whether they have any conflicts of interest, and whether they meet the independence criteria in the Code of Corporate Governance. Additional actions are agreed upon as necessary to complete the list of candidates.

Phase 4. The Board of Directors:

- is made aware of the findings of the previous phases;
- discusses the candidates put forward by the Nomination, Governance, Ethics and Corporate Responsibility Committee;
- decides which candidates will be put to the vote at a General Meeting of Shareholders.

In the specific case of Directors representing the employees and the Director representing employee shareholders, the Company decided to launch an extensive call for applications across the Group.

The Directors representing the employees are designated by the Sopra Steria Group Works Council.

The Director representing employee shareholders is elected at a General Meeting of Shareholders from among the candidates put forward by employee shareholders. After reviewing the candidates, the Nomination, Governance, Ethics and Corporate Responsibility Committee may recommend that the Board of Directors support an appointment resolution to be put to the shareholders at a General Meeting. The candidate elected is the one whose appointment resolution gains the required majority and the most votes, in the event of multiple candidacies.

1.2.3. DIVERSITY POLICY APPLICABLE TO THE BOARD OF DIRECTORS

The goal of the Board of Directors' diversity policy is to bring together the perspective, skills and experience required for effective collective decision-making. It aims to meet the needs and reflect the characteristics of the Group while assembling a reasonably sized team. Each of its members must show good judgement and foresight, and uphold the standards of ethical conduct expected of a Director.

The impact on diversity and the integration of future Directors is considered every time a proposal is made to appoint Directors. The Nomination, Governance, Ethics and Corporate Responsibility Committee plays a key role in this regard.

Diversity is often assessed using measurable indicators related to gender equality, age and nationality.

With regard to gender equality, the Company aims to continue moving toward gender equality to the greatest extent possible. Each gender should account for at least 40% of the Directors. It is actively seeking to achieve gender equality in its Board committees.

Women currently account for five of the twelve appointments made at the General Meeting (42%). Two of the three committees are chaired by a female Director. The four female Independent Directors are members of at least one committee.

The targets for increasing the proportion of women in senior management positions are presented in Section 2.7.1, "Gender equality policy" of Chapter 4, "Corporate responsibility" of this Universal Registration Document (pages 123 to 125). They were reviewed and discussed at several meetings of the Nomination, Governance, Ethics and Corporate Responsibility Committee and adopted by the Board of Directors. They take into account the Group's proactive approach to corporate social responsibility, its management needs, and the proportion of women in its business sector and at the Company. On Executive Management's recommendation, the Board of Directors has approved targets, an action plan and practical arrangements that will make a real difference. They focus on delivering far-reaching action over the long term. The proportion of women in senior management positions forms part of those targets on which the Chief Executive Officer's variable compensation is based.

Age is not a criterion that is considered. The Company has not set a minimum or maximum age requirement for directorships. However, the Articles of Association (Art. 14) limit the proportion of Directors aged over 75 to one third. The average age of the members of the Board of Directors is 63 (at 31/12/2022). Two out of 15 Directors are over 75 years old.

Given the international dimension of the Group's business, it is considered desirable to have foreign nationals sitting on the Board of Directors. As far as possible, Directors who are foreign nationals come from or live in countries in which the Group operates or is seeking to develop business. To attract Directors living outside France, the internal rules and regulations of the Board of Directors permit Directors to take part in meetings using videoconferencing or conference call systems, and the Company can make payments to cover their travel costs. Furthermore, an adjustment to the method used to apportion compensation among Board members has been agreed to better reflect the constraints on foreign Directors. This consists of adding an additional 20% weighting to attendance at meetings of the Board and its committees for Directors living outside France. This does not apply to Directors who carry out their work within the Group. Four out of 15 Directors have at least one other than French nationality.

1.2.4. SKILLS REQUIRED FOR THE BOARD OF DIRECTORS

It is also a priority for the Board of Directors to have a diverse range of skills. The Company has identified 10 key competencies that it would like to be represented within the Board of Directors. These skills and areas of experience are as follows:

- **knowledge of consulting, digital services, software development and the ability to promote innovation**: This expertise will have been gained at a digital services company, software vendor or consulting firm, or in an industry sector focused on innovation in B2B services;
- **knowledge of one of the Group's key vertical markets**: Ideally, this expertise will have been gained working for a client of the Group or one of its competitors. It may also be acquired through long sales experience in this market. It should be accompanied by knowledge of the services sector;
- **entrepreneurial experience**: Entrepreneurial experience will have been gained by starting up or taking over an industrial or commercial business and through contact with the various stakeholders (clients, employees, lending shareholders, suppliers, authorities);
- **CEO of a large group**: This presupposes past or current experience as a non-salaried executive company officer (Chairman, CEO or Deputy CEO) of a company established in more than one country or that employed more than 25,000 people;
- **finance, control and risk management**: This expertise requires professional experience gained in finance, audit or internal control or while holding a corporate office;
- **CSR – Human resources and labour relations**: This expertise requires professional experience gained in human resources, either in a company or as an external consultant, or while holding a corporate office;
- **CSR– Environmental and social issues**: This expertise presupposes familiarity with institutions, industry bodies, trade unions or public benefit or humanitarian organisations, or expertise in handling climate-related and environmental issues from a business perspective;
- **international dimension**: This indicates skills in cross-cultural management combined with being versed in more than one culture, working as an expatriate or holding corporate office in an international group;
- **knowledge of Axway Software**: Knowledge of Axway Software will have been gained through professional experience or corporate office at Axway Software or experience as a client or partner of Axway Software;
- **operational experience within the Sopra Steria Group**: This experience presupposes longstanding current or past service within the Sopra Steria Group, as an employee or equivalent, and in-depth knowledge of the Group, its working practices and its management. A corporate office of at least 4 years in a company recently acquired by the Group may also be taken into consideration.

2023072603041

Each of these 10 key areas of expertise and experience are currently represented on the Board of Directors by several Directors (see table below):

Expertise		Knowledge of consulting, digital services, software development, ability to promote innovation	Knowledge of one of the Group's main vertical markets	Entrepreneurial experience	CEO of a large group	Finance, risk manage-ment and control	CSR – Human resources and labour relations	CSR – Environ-mental and social priorities	Interna-tional teams and orga-nisations	Knowledge of Axway Software	Operational experience within the Sopra Steria Group
Astrid Anciaux						✓	✓	✓	✓		✓
Hélène Badosa		✓		✓			✓				✓
Kathleen Clark Bracco	Sopra GMT representative	✓						✓	✓	✓	✓
André Einaudi				✓	✓	✓	✓				
David Elmalem		✓	✓								✓
Michael Gollner				✓		✓		✓	✓	✓	
Éric Hayat		✓	✓	✓	✓		✓	✓	✓		✓
Noëlle Lenoir						✓		✓	✓		
Éric Pasquier		✓	✓		✓	✓	✓		✓	✓	✓
Pierre Pasquier		✓	✓	✓	✓	✓	✓		✓	✓	✓
Jean-Luc Placet		✓	✓	✓			✓	✓			
Sylvie Rémond			✓			✓			✓		
Marie-Hélène Rigal-Drogerys		✓				✓		✓		✓	
Jessica Scale		✓	✓	✓				✓	✓		
Yves de Talhouët		✓		✓						✓	

In addition to these ten key areas of expertise and experience, and given Sopra Steria Group's ownership structure, the Nomination, Governance, Ethics and Corporate Responsibility Committee also considers experience of corporate governance within family-owned listed companies to be of benefit to potential Board members. Such experience promotes the use of key strengths and harnesses an understanding of the challenges faced by family-owned companies in pursuit of sustainable and profitable growth. It is primarily gained through serving as a corporate officer or senior manager in a company – either listed or with a broad shareholder base – whose main shareholder is either an individual or a family holding at least 10% of the voting rights and who either runs the company or has the ability to choose who runs it.

1.2.5. DIRECTORS REPRESENTING EMPLOYEES AND REPRESENTATION OF EMPLOYEE SHAREHOLDERS

- Two Directors representing employees were designated on 23 September 2020 by the Sopra Steria Group Works Council. They are namely Hélène Badosa, a member of the Compensation Committee, and David Elmalem.
- A Director representing employee shareholders, Astrid Anciaux, was elected at the General Meeting of Shareholders held on 26 May 2021.

1.2.6. INDEPENDENT DIRECTORS

The Nomination, Governance, Ethics and Corporate Responsibility Committee also monitors the proportion of Independent Directors on the Board.

Eight Directors are considered independent by the Board of Directors. They account for around 67% of Directors appointed by the shareholders at a General Meeting.

A procedure has been laid down for selecting independent directors. See Section 1.2.2 of this chapter, page 57.

Every year, the Nomination, Governance, Ethics and Corporate Responsibility Committee and then the Board of Directors review the status of each member of the Board of Directors with respect to the requirements for Independent Directors set out in Article 10 of the AFEP-MEDEF Code of Corporate Governance for Listed Companies:

Requirement 1: Employee or executive company officer in the past five years
Must not have been at any time over the preceding five years and must not currently be:
- an employee or executive company officer of the Company;
- an employee or executive company officer or Director of a company that the Company consolidates;
- an employee, executive company officer or Director of the parent company or of a company consolidated by that parent company.

Requirement 2: Cross-directorships
Must not be an executive company officer of a company in which the Company directly or indirectly holds a directorship, or in which an employee appointed as such or an executive company officer of the Company (currently serving or having served within the preceding five years) holds a directorship.

Requirement 3: Material business relationships
Must not be a customer, supplier, commercial banker, corporate banker or consultant:
- of material importance to the Company or Group;
- or a material portion of whose business is transacted with the Company or Group.

The materiality of the relationship with the Company or its Group is considered by the Board, and the quantitative and qualitative criteria used to formulate its opinion (continuity, economic reliance, exclusivity, etc.) are stated explicitly in the Annual Report.

Requirement 4: Family ties
Must not have close family ties with a company officer.

Requirement 5: Statutory Auditor
Must not have been a Statutory Auditor during the preceding five years.

Requirement 6: Term of office of over 12 years
Must not have been a Director of the Company for more than 12 years. Directors lose their Independent Director status on the 12th anniversary date of their appointment.

Requirement 7: Non-executive company officer
A non-executive company officer may not be considered independent if they receive their variable compensation in cash or shares or any other payment linked to the performance of the Company or the Group.

Requirement 8: Major shareholder
Directors representing major shareholders of the Company or its parent company may be considered independent if these shareholders do not have full or partial control of the Company. However, if the relevant major shareholders hold more than 10% of the share capital or of voting rights, the Board, based on a report by the nomination committee, considers as a matter of course the Directors' independent status with regard to the composition of the share capital and any potential conflicts of interest.

Requirements[1]		**André Einaudi**	**Michael Gollner**	**Noëlle Lenoir**	**Jean-Luc Placet**	**Sylvie Rémond**	**Marie-Hélène Rigal-Drogerys**	**Jessica Scale**	**Yves de Talhouët**
Requirement 1:	*Employee or executive company officer in the past five years*	✓	✖	✓	✓	✓	✖	✓	✖
Requirement 2:	*Cross-directorships*	✓	✓	✓	✓	✓	✓	✓	✓
Requirement 3:	*Material business relationships*	✓	✓	✓	✓	✓	✓	✓	✓
Requirement 4:	*Family ties*	✓	✓	✓	✓	✓	✓	✓	✓
Requirement 5:	*Statutory Auditor*	✓	✓	✓	✓	✓	✓	✓	✓
Requirement 6:	*Term of office of over 12 years*	✓	✓	✓	✓	✓	✓	✓	✓
Requirement 7:	*Non-executive company officer*	✓	✓	✓	✓	✓	✓	✓	✓
Requirement 8:	*Major shareholder*	✓	✓	✓	✓	✓	✓	✓	✓

In this table, ✓ represents an independence requirement that is satisfied and ✖ an independence requirement that is not satisfied.

2023072603042

Comments and clarifications

Requirement 1

Like Sopra Steria Group, Axway Software is fully consolidated by Sopra GMT. The Nomination, Governance, Ethics and Corporate Responsibility Committee considers that a current term of office on Axway Software's Board of Directors does not call into question the status of Independent Director:

- Sopra Steria Group's Board of Directors is regularly informed of Axway Software's operational and financial position. However, it does not discuss Axway's routine operations and investments;
- the procedure for handling potential conflicts of interest applies to the consideration of any matters related to Axway Software;
- the Independent Directors present on both Sopra Steria Group's and Axway Software's Boards of Directors ensure that opinions independent of the core shareholder are heard on issues concerning both companies and their strategy.

The Directors in question are Marie-Hélène Rigal-Drogerys, Michael Gollner and Yves de Talhouët. Sopra Steria Group's Board of Directors came to similar conclusions as the Nomination, Governance, Ethics and Corporate Responsibility Committee.

Requirement 3

Members of the Board of Directors may hold an office or have an interest in companies that have potential business relationships with the Sopra Steria Group or its core shareholder. The Board of Directors shall assess whether the nature, purpose and significance of this affiliation may affect their standing as Independent Directors. It will draw, in particular, on the prior work done by the Nomination, Governance, Ethics and Corporate Responsibility Committee.

In the case of a business relationship, its significance is inferred by reference to various criteria, including in particular the following:

- whether the service provided is of a strategic nature;
- whether there is reciprocal dependence;
- the volume of business transacted (particularly where this equates to more than 1% of annual revenue);
- the selection procedure used and how often the business is put out to tender;
- whether the Director is involved in the business relationship.

A real estate investment trust held by André Einaudi owns the premises occupied by the Company for a number of years at its Aix-en-Provence site. The Board of Directors considers that these circumstances do not constitute a material business relationship. In reaching this conclusion, the Board took into account the age, term and amount of the lease, signed prior to André Einaudi's appointment as a Director. It also noted that it is customary for the Group to rent its premises: apart from in exceptional circumstances, the Group does not own its premises. Lastly, the Board confirmed that no dependency is created for the lessor in relation to this lease.

The Company identified no other business relationships with Independent Directors.

1.2.7. SENIOR INDEPENDENT DIRECTOR

The roles of Chairman of the Board of Directors and Chief Executive Officer have been separated. The Chairman of the Board of Directors is not regarded as independent under the AFEP-MEDEF Code. A change to the Board of Directors' internal rules and regulations was proposed to appoint a Senior Independent Director responsible for handling conflicts of interest. The independent members of the Nomination, Governance, Ethics and Corporate Responsibility Committee unanimously voted against the Company's proposal. They adopted this position on the grounds that conflicts of interest rarely arise within the Board of Directors. They also found that there have been no difficulties in managing any such conflicts. That said, the Committee has reserved the option of reviewing this proposal again in the future, in particular if the situation changes. The Board of Directors has endorsed its recommendation.

The Chairman of the Board of Directors is responsible for the Board's shareholder relations.

1.2.8. DETAILED PRESENTATION OF THE MEMBERS OF THE BOARD OF DIRECTORS

PIERRE PASQUIER

Chairman of the Board of Directors

Number of shares in the Company owned personally: **108 113**[1]



- Member of the Nomination, Governance, Ethics and Corporate Responsibility Committee

Business address:
Sopra Steria Group
6 avenue Kléber
75116 Paris – France

Nationality: French **Age:** 87

Date of first appointment: 1968
(date Sopra was founded)
Date term of office ends: General Meeting to approve the financial statements for the year ended 31/12/2023

Main positions and appointments currently held	Appointments: Outside the Group	Appointments: Outside France	Appointments: Listed company
■ Chairman of the Board of Directors of Sopra Steria Group			✓
■ Chairman of the Board of Directors of Axway Software	✓		✓
■ Chairman and CEO of Sopra GMT	✓		
■ Executive company officer, Director or permanent representative of Sopra GMT at Sopra Steria Group subsidiaries (direct and indirect)			
■ Company officer of direct and indirect subsidiaries of Axway Software			

Other directorships and offices held during the last five years

- Not applicable

Biography

Pierre Pasquier has more than 50 years' experience in digital services and management of an international business. He and his associates founded Sopra Group in 1968, and he chairs the Board of Directors.

After graduating in mathematics from the University of Rennes, Pierre Pasquier began his career at Bull before focusing on starting up Sogeti, which he left to found Sopra. Recognised as a pioneer in the sector, he has always affirmed the entrepreneurial spirit of the company, which aims to serve key account clients by drawing on innovation and shared success.

Pierre Pasquier oversaw Sopra's expansion in its vertical markets and internationally. The 1990 IPO, successive growth phases and the transformational 2014 tie-up with Groupe Steria have secured the company's independence in a changing market.

In 2011, Pierre Pasquier oversaw the IPO of subsidiary Axway Software, whose Board of Directors he continues to chair.

Pierre Pasquier served as Chairman and Chief Executive Officer of Sopra Group until 20 August 2012. Since then, the roles of Chairman and CEO have been separated.

Pierre Pasquier is also Chairman and Chief Executive Officer of Sopra GMT, the holding company for Sopra Steria Group and Axway Software.

(1) The Pasquier family group holds 68.5% of the share capital of Sopra GMT (the holding company that takes an active role in managing Sopra Steria Group and Axway Software). Shares held directly or indirectly through Sopra GMT by the Chairman in a personal capacity or by the Chairman's family group make up more than 10% of the Company's share capital. See Chapter 7, Section 2 ("Share ownership structure"), on page 297 of this Universal Registration Document.

2023072603043

ÉRIC PASQUIER

Vice-Chairman of the Board of Directors

Number of shares in the Company owned personally: **4,366**(1)



- Member of the Audit Committee

Business address:
Sopra Banking Software
6 avenue Kléber
75116 Paris – France

Nationality: French **Age:** 51

Date of first appointment: 27/06/2014
Date term of office ends: General Meeting to approve the financial statements for the year ended 31/12/2023

Main positions and appointments currently held	Appointments: Outside the Group	Appointments: Outside France	Appointments: Listed company
Director with responsibility for Software, Sopra Steria Group			
Managing Director and member of the Board of Directors of Sopra GMT	✓		
Chairman of the Board of Directors of Sopra Banking Software			
Company officer of direct and indirect subsidiaries of Sopra Steria Group			

Other directorships and offices held during the last five years

- Not applicable

Biography

Éric Pasquier, Director with responsibility for Software, has been with the Group for over 20 years. He is also Vice-Chairman of Sopra Steria Group's Board of Directors and Managing Director of Sopra GMT, the holding company for Sopra Steria Group and Axway Software.

After graduating from the EPITA IT engineering school, Éric Pasquier began his career in 1996 at the Altran group, where he managed IT projects on behalf of several key account customers.

He joined Sopra in 1999, where he began to broaden his experience in the operational management of major projects, notably in telecommunications, a fast-changing field at the start of the new millennium.

In 2004, Éric Pasquier was given responsibility for setting up the Group's first nearshore industrial service centre in Spain and thus acquired experience in the coordination of multi-country operations, in this case involving Spain and France.

He was named CEO of Sopra's Spanish subsidiary in 2008. Thanks to his managerial skills and guided by his long-term vision, this subsidiary was able to deliver strong growth and withstand the 2008/2009 financial crisis, despite having many banking clients, before returning to a good level of economic performance in the early 2010s.

Éric Pasquier returned to France in 2014 to serve as Deputy CEO of Sopra Banking Software and became its Chief Executive Officer in 2016. In this position, he guided many financial players in Europe, the Middle East and Africa through their digital transformation. He oversaw Sopra Banking Software's corporate plan in both specialist financing and retail banking.

He is currently in charge of the Software division for the entire Group, coordinating the activities of Sopra Banking Software, Sopra HR Software and Sopra Steria's Real Estate line.

In carrying out his various responsibilities, he draws on his wealth of experience in the field and his particular focus on human resources, qualities he has brought to his work as a member of Sopra Steria's Board of Directors since 2014.

(1) The Pasquier family group holds 68.5% of the share capital of Sopra GMT (the holding company that takes an active role in managing Sopra Steria Group and Axway Software). Shares held directly or indirectly through Sopra GMT by the Chairman in a personal capacity or by the Chairman's family group make up more than 10% of the Company's share capital. See Chapter 7, Section 2 ("Share ownership structure"), on page 297 of this Universal Registration Document.

SOPRA GMT
KATHLEEN CLARK BRACCO

Number of shares in the Company held by Sopra GMT: **4,035,669**

Permanent representative of Sopra GMT



- Chairwoman of the Nomination, Governance, Ethics and Corporate Responsibility Committee
- Member of the Compensation Committee

Date of first Sopra GMT appointment: 27/06/2014
Date term of office ends: General Meeting to approve the financial statements for the year ended 31/12/2023

Business address:
Sopra Steria Group
6 avenue Kléber
75116 Paris – France

Nationality: American and French **Age:** 55

Main positions and appointments currently held	Appointments: Outside the Group	Appointments: Outside France	Appointments: Listed company
■ Director of Corporate Development of Sopra Steria Group			
■ Vice-Chairwoman of the Board of Directors of Axway Software	✓		✓
■ Deputy Director of Sopra GMT			
■ Director or permanent representative of Sopra GMT at Sopra Steria Group subsidiaries (direct and indirect)			

Other directorships and offices held during the last five years

- Not applicable

Biography

Kathleen Clark Bracco has worked at Sopra Steria Group for over 20 years. She is currently Director of Corporate Development.

After graduating with a Master's degree in arts and literature from the University of California (Irvine), she began her career in teaching in the United States. In 1998, she left Silicon Valley for France, where she joined Sopra, working in the Communications Department. She served as Director of Investor Relations from 2002 to 2015. In that role, she forged solid relationships between the Group's executive bodies and a range of increasingly international shareholders.

Kathleen Clark Bracco was also involved in the successful spin-off of Axway, which generates half of its revenue in the United States. She joined Axway's Board of Directors in 2011 and has served as its Deputy Chairman since 2013. This role therefore promotes strategic harmonisation between the two groups.

As Deputy Director of Sopra GMT since 2012, she made a significant contribution to the success of the merger between Sopra and Steria in 2014. In 2015, she was appointed Director of Corporate Development for the new Group, where she oversees acquisition opportunities to complement the business portfolio in line with the Group's strategy. She is also involved in a number of the Group's corporate initiatives, in particular those addressing issues of fairness, anti-corruption measures, ethics and employee share ownership.

Kathleen Clark Bracco was first appointed to the Board of Directors in 2012. She was named as the permanent representative of Sopra GMT in 2014 and has chaired the Nomination, Governance, Ethics and Corporate Responsibility Committee ever since. In this role, her long experience within the Group and its governing bodies, her knowledge of the financial markets, her commitment to social and societal issues and her communication skills all contribute to the sound governance of Sopra Steria.

2023072603044

ÉRIC HAYAT

Vice-Chairman of the Board of Directors

Number of shares in the Company owned personally:
37,068



- Member of the Compensation Committee
- Member of the Nomination, Governance, Ethics and Corporate Responsibility Committee

Business address:
Sopra Steria Group
6 avenue Kléber
75116 Paris – France

Date of first appointment: 27/06/2014
Date term of office ends: General Meeting to approve the financial statements for the year ended 31/12/2023

Nationality: French **Age:** 81

Main positions and appointments currently held	Appointments: Outside the Group	Appointments: Outside France	Appointments: Listed company
▪ President of Éric Hayat Conseil	✓		
▪ Chairman of the public interest group *Modernisation des Déclarations Sociales (MDS GIP)*	✓		
Other directorships and offices held during the last five years			
▪ Not applicable			

Biography

Éric Hayat has been Vice-Chairman of the Board of Directors of Sopra Steria Group since 2014. He co-founded Groupe Steria in 1969 and served as its Deputy Chief Executive Officer. He was the group's Chairman at the time of the tie-up with Sopra in 2014.

A graduate in engineering from the École Nationale Supérieure de l'Aéronautique, Mr Hayat is a seasoned professional in the digital world. He contributed to the expansion of Groupe Steria both internationally and in a wide range of vertical markets, notably in the public sector. In 2014, Groupe Steria generated three quarters of its revenue outside France.

Alongside his professional career, Éric Hayat is recognised for his commitment to representing the digital sector. As Chairman of the Syntec Informatique employers' organisation from 1991 to 1997 and of Fédération Syntec from 1997 to 2003, he led key projects such as the implementation of the collective bargaining agreement and the 35-hour working week.

As a member of the Executive Committee of MEDEF from 1997 to 2005, Éric Hayat chaired the committee tasked with negotiating the research tax credit.

He has served as Chairman of the French public interest group for the "Modernisation of Payroll Reporting" since 2000. In this capacity, he brings together public sector bodies, collective pension organisations, chartered accountants and software vendors to boost the digital transformation of social protection. As an example, the group contributed to the success of France's new pay-as-you-earn tax system. Through his close working relationships with a wide range of stakeholders, Éric Hayat is a Vice-Chairman particularly focused on current far-reaching changes affecting society.

ANDRÉ EINAUDI

Independent Director

Number of shares in the Company owned personally: **100**



Business address:
c/o Ortec Expansion
550, rue Pierre Berthier
Parc de Pichaury
13100 Aix-en-Provence – France

Date of first appointment: 09/06/2020
Date term of office ends: General Meeting to approve the financial statements for the year ended 31/12/2025

Nationality: French **Age:** 67

Main positions and appointments currently held	Appointments Outside the Group	Outside France	Listed company
■ Chairman and CEO of Ortec group	✓		
■ Director of Crédit Mutuel Equity (SA)	✓		
■ Chairman of La Cave de la Bargemone	✓		
■ Company officer of direct and indirect subsidiaries of Ortec group	✓		
■ Manager of SCIs	✓		

Other directorships and offices held during the last five years

■ Not applicable

Biography

André Einaudi is the Founding Chairman and CEO of Ortec Group, an international integrator of construction and engineering solutions, with locations on four continents.

An engineer and graduate of the IAE Aix-en-Provence business school, André Einaudi has spent his entire career in business services. He joined a group of service companies in southeastern France in 1980 as a project engineer. He built the company's Service, Organisation and Methods Department from the ground up to meet the needs of its client Total. In 1985, he was named to head the Industrial Agencies Department, managing a team of 300 people.

In 1987, he became Chairman of the Executive Board of an entity bringing together the industrial engineering firm Buzzichelli and the activities Industrial Maintenance and Environment Department, which under his aegis took the name Ortec. The new combined entity is called Ortec.

Backed by a team of senior managers, André Einaudi led the leveraged management buy-out of Ortec in 1992. Newly independent, the young firm expanded into the fields of waste management and the decontamination of industrial sites. Through a series of successful acquisitions, André Einaudi has guided Ortec's continuing development with a focus on diversification, with respect to both client sectors and business activities.

Widely recognised as a business leader, André Einaudi created O. Forum in 2000, an annual event for decision makers across industries. Each year, he brings together a panel comprised of participants from various backgrounds, to exchange ideas, share the transformations and challenges that will be faced by industry in the future.

MICHAEL GOLLNER

Independent Director

Number of shares in the Company owned personally: **100**



- Member of the Audit Committee

Business address:
Operating Capital Partners
6075 Laurel St
New Orleans, Louisiana – USA

Nationality: American and British

Age: 64

Date of first appointment: 12/06/2018
Date term of office ends: General Meeting to approve the financial statements for the year ended 31/12/2022
Term of office proposed for renewal for 4 years

Main positions and appointments currently held	Appointments: Outside the Group	Outside France	Listed company
Director of Axway Software	✓		✓
Managing Partner of Operating Capital Partners	✓		
Other directorships and offices held during the last five years			
Executive Chairman of Madison Sports Group	✓		
Director of Levelset	✓		

Biography

Michael Gollner is an experienced entrepreneur, investor and member of several boards of directors. His expertise spans the media and technology sectors and the field of business transformation. Holder of an MA in international studies from the University of Pennsylvania and an MBA from the Wharton School, Michael Gollner began his career in investment banking. He worked at Marine Midland Bank from 1985 to 1987, Goldman Sachs from 1989 to 1994 and Lehman Brothers from 1994 to 1999.

With a passion for technology and media – sectors little understood by the market at the time – in 1999 he joined Citigroup Venture Capital (which later became Court Square Capital) as its Managing Director, Europe.

He founded investment firm Operating Capital Partners in London in 2008. As Managing Partner, Michael Gollner supports the development of a portfolio of companies in around 20 countries, mostly in the technology, media and cable sectors. He has extensive experience with issues relating to data processing and business model transformation.

Michael Gollner founded Madison Sports Group in 2013 and served as its Executive Chairman. He was also the founding shareholder of Levelset in 2012 and a Director. Mr. Gollner sold his investments in these two companies in 2021.

Michael Gollner has been a member of the Board of Directors of Axway Software since 2012 and of the Board of Directors of Sopra Steria since 2018, where he brings the perspective of a business financing specialist from the English-speaking world who is closely involved in the operational aspects of the companies he manages or supports.

2023072603045

NOËLLE LENOIR

Independent Director

Number of shares in the Company owned personally: **101**



- Member of the Nomination, Governance, Ethics and Corporate Responsibility Committee

Business address:
Noëlle Lenoir Avocats
28 boulevard Raspail
75007 Paris – France

Nationality: French **Age:** 74

Date of first appointment: 09/06/2020
Date term of office ends: General Meeting to approve the financial statements for the year ended 31/12/2025

Main positions and appointments currently held	Appointments: Outside the Group	Appointments: Outside France	Appointments: Listed company
■ Attorney-at-law, Noëlle Lenoir Avocats			
■ Vice-Chairwoman of the International Chamber of Commerce (French delegation)			
■ Chairwoman of the Legal Commission of "Grand Paris/Ile de France"			
■ Member of the Académie Française des Technologies			
■ Director of Cluster Maritime de France			
■ Director of HEC			
Other directorships and offices held during the last five years			
■ Director of Valéo and Compagnie des Alpes	✓		✓
■ Chairwoman of the Science and Ethics Committee of Parcoursup			
■ Chairwoman of the Ethics Committee of Radio-France			

Biography

Noëlle Lenoir is a lawyer, former judge and politician, with expertise in ethics, professional conduct and European affairs.

A graduate of the Institut d'Études Politiques de Paris, she earned her law degree from the Université de Paris and began her career at the French Senate in 1972, as an administrator on the Law Committee, then joined the CNIL in 1982, the French Data Protection Authority, as the Chief Legal Officer. Noëlle Lenoir joined the Conseil d'État (France's highest administrative court) in 1984 as a *maître de requêtes* (master of petitions) where she carried out the roles of Government Commissioner (now known as Public Rapporteur). She then became head of the French Minister of Justice's office, before being appointed by the Prime Minister to carry out an investigation into bioethics law. Her report was used as the basis for drawing up the first law on bioethics in France.

She was the first woman and the youngest person ever to be appointed to France's Constitutional Council (1992 to 2001). She chaired UNESCO's International Bioethics Committee (1991 to 1998) and was Chairwoman of the European Bioethics Group on Science and New Technology at the European Commission (1994 to 2001).

She later taught law at Columbia University in New York and University College London and was appointed Minister for European Affairs upon her return to France in 2002. In this position, she notably took part in negotiations with accession countries in Central and Western Europe to prepare their integration into the European Union. She is also responsible for overseeing the drafting of the constitutional treaty.

Currently practising as a lawyer at the Paris bar, she set up her own firm in 2020 after working for US law firms. She specialises in digital and data protection law, CSR and environmental law, internal and international investigations, compliance and anti-corruption, European law, public and constitutional law, criminal law and arbitration. She also served as Chief Ethics Officer of France's National Assembly from 2012 to 2014, reviewing statements of interest submitted by members and drafting initial recommendations based on the members' code of conduct.

Since then, she has chaired the Ethics Committee at Radio France and the Science and Ethics Committee for the Parcoursup platform, further expanding her expertise relating to social issues.

Noëlle Lenoir has contributed many articles to law journals and is the author of several books and numerous reports. She has hosted programmes and moderated debates notably on BFM Business and France 24, and has been a columnist for France Culture and a regular columnist and contributor to L'Express and La Tribune. She has taught at a range of prestigious schools and universities. She is Chairman of the "Cercle des Européens", a forum for decision-makers to engage in dialogue with European leaders.

Noëlle Lenoir is also the Vice-Chairwoman of ICC France and the Chairwoman of the Legal Commission of "Grand Paris/Ile de France", responsible for formulating proposals on the region's appeal as a legal centre, a member of the French Academy of Technologies and a HEC Business School Director. She also chairs the Law and Public Debate Committee, whose role is to comment on current developments from a legal perspective.

2023072603046

JEAN-LUC PLACET

Independent Director

Number of shares in the Company owned personally: **100**



- Chairman of the Compensation Committee
- Member of the Nomination, Governance, Ethics and Corporate Responsibility Committee

Business address:
Bret Consulting
5 rue Malar
75007 Paris – France

Nationality: French **Age:** 70

Date of first appointment: 09/06/2021
Date term of office ends: General Meeting to approve the financial statements for the year ended 31/12/2023

Main positions and appointments currently held	Appointments		
	Outside the Group	Outside France	Listed company
Chairman of Bret Consulting	✓		
Chairman of IDRH SA	✓		
Other directorships and offices held during the last five years			
Member of the Conseil Économique, Social et Environnemental			
Chairman of Fédération Syntec			
Member of the Statutory Committee of MEDEF			
Chairman of EPIDE			

Biography

Jean-Luc Placet has spent much of his career as a management, organisation and human resources consultant for large organisations.

After graduating from the ESSEC business school, he began his career at Saint-Gobain's marketing department before joining the marketing department of monthly business magazine L'Expansion. He joined consulting firm IDRH in 1981 and became its Chairman and CEO in 1992. Ever since then, he has overseen IDRH's expansion at the same time as being heavily involved in employers' organisations (MEDEF and Syntec Informatique) as well as France's Economic, Social and Environmental Council.

IDRH joined PwC in 2016, retaining Jean-Luc Placet as its Chairman, acting as a PwC partner.

In his role as Chairman and CEO of IDRH, Jean-Luc Placet has supported numerous ministries and French multinationals, defending the art of harnessing the power of people to transform organisations. By putting employee commitment at the heart of the corporate plan, he helps fuel Sopra Steria Group's strategic thinking in this area. Compensation and governance have also been key areas of focus during his career.

His elected duties on various Syntec bodies, including chairing Fédération Syntec (2011-2014) and European federation Feaco (2007-2012), give him a broad overview of the social challenges posed by business transformation at the international level. He has also contributed to the work of France's Economic, Social and Environmental Council on labour relations and new forms of management.

As a member of the Executive Committee and subsequently the Statutory Committee of MEDEF, Jean-Luc Placet also gained further expertise in the governance and operation of executive bodies. He draws on the full range of this expertise in his role as Chairman of Sopra Steria Group's Compensation Committee.

SYLVIE RÉMOND

Independent Director

Number of shares in the Company owned personally: **152**



- Member of the Compensation Committee

Business address:
Sopra Steria Group
6 avenue Kléber
75116 Paris – France

Nationality: French **Age:** 59

Date of first appointment: 17/03/2015
Date term of office ends: General Meeting to approve the financial statements for the year ended 31/12/2022
Term of office proposed for renewal for 4 years

Main positions and appointments currently held	Appointments: Outside the Group	Outside France	Listed company
■ Director of Boursorama (Société Générale Group)	✓		
■ Director of Sogecap (Société Générale Group)	✓		
■ Director of Banque Degroof Petercam, Belgium	✓	✓	
Other directorships and offices held during the last five years			
■ Group Chief Risk Officer, Société Générale Group			
■ Director of SGBT, Luxembourg (Société Générale group)	✓	✓	✓
■ Director of Rosbank, Russia (Société Générale group)	✓	✓	
■ Director of KB Financial Group, Czech Republic (Société Générale group)	✓	✓	
■ Director of ALD SA, France (subsidiary of the Société Générale group)	✓		✓

Biography

Sylvie Rémond has over 35 years' experience in customer relations, structured finance and risk management, acquired during her time with the Société Générale group, which she left in July 2021. She sat on the group's Executive Committee from 2011 and served as Group Chief Risk Officer from 2018.

After graduating from the ESC Rouen business school, Sylvie Rémond joined Société Générale in 1985. She held a number of positions in the Individual Client division, where she gained an understanding of retail banking, and subsequently the Large Corporate division, where she developed a flair for customer relations, with a heavily international focus.

She joined the Structured Finance Department in 1992, where she helped numerous businesses fulfil their strategic plans by structuring acquisition finance and leveraged deals.

In 2000, Sylvie Rémond was appointed Head of Corporate and Acquisition Finance Syndication, a role in which she developed her knowledge of international financial and debt markets.

In 2004, she was appointed Head of Credit Risk for the Corporate and Investment Banking business. Supported by a large team of experts, she was involved in signing off all financing deals where the bank was lead arranger. After being appointed Deputy Group Chief Risk Officer in 2010, she was responsible for managing the impact of the financial crisis on the bank's lending book.

In 2015, she moved back to the commercial side of the business as Global Co-Head of Coverage and Investment Banking, overseeing a broad range of activities from financing to equity.

Sylvie Rémond was appointed Group Chief Risk Officer in 2018. She managed all of the group's credit, market and operational risks so that senior management can focus on transforming the bank in a way that is both profitable and resilient, in response to the challenges posed by increasingly strict regulations.

She has also served on the risk and audit committees of a number of French and foreign subsidiaries of Société Générale Group, bolstering her experience of corporate governance in listed and unlisted companies.

Since 2022, Sylvie Rémond has served as a Director for Banque Degroof Petercam in Belgium.

2023072603047

MARIE-HÉLÈNE RIGAL-DROGERYS

Independent Director

Number of shares in the Company owned personally: **100**



- Chairwoman of the Audit Committee

Business address:
Sopra Steria Group
6 avenue Kléber
75116 Paris – France

Nationality: French **Age:** 52

Date of first appointment: 27/06/2014
Date term of office ends: General Meeting to approve the financial statements for the year ended 31/12/2023

Main positions and appointments currently held	Appointments: Outside the Group	Appointments: Outside France	Appointments: Listed company
Director of Axway Software	✓		✓
Expert member of the Advisory Board, Institut Mines-Télécom (IMT) Albi-Carmaux			
Member of the Board of Directors of Chapter Zero France			
Other directorships and offices held during the last five years			
Adviser to the President, École Normale Supérieure de Lyon			

Biography

A trained scientist, Marie-Hélène Rigal-Drogerys has a sound understanding of the world of higher education, research and innovation, and of the public sector more generally, which she combines with an operational and executive approach to strategy and organisation.

Marie-Hélène Rigal-Drogerys has a PhD in mathematics and a DEA postgraduate degree in theoretical physics. She began her career as a lecturer and researcher at the University of Montpellier and subsequently at the École Normale Supérieure de Lyon. In 1998, she moved into the world of financial audit. In this field, she worked for key accounts in industry, services and the public sector and faced new and specific challenges. As a Senior Manager with the Mazars Group, she managed the financial audit of Sopra until 2008.

She then moved into consulting, joining Ask-Partners as a Consulting Partner and subsequently serving as Adviser to the President at Ecole Normale Supérieure de Lyon. Whether internally or externally, since 2009 she has been helping businesses and organisations transition to new models within fast-changing ecosystems.

In her role as Chairwoman of Sopra Steria's Audit Committee, Marie-Hélène Rigal-Drogerys strives to integrate the strategic, business and human dimensions, while maintaining a constant focus on taking into the account the far-reaching transformation the Group is currently undergoing.

She also draws on these skills as a Director of Axway Software and a member of the Audit Committee, as well as an expert member of the Board of the IMT Mines Albi-Carmaux engineering and management school. Marie-Hélène Rigal-Drogerys is a member of the Board of Directors of Chapter Zero France, a climate forum for business leaders.

JESSICA SCALE

Independent Director

Number of shares in the Company owned personally: **10**



- Member of the Compensation Committee
- Member of the Nomination, Governance, Ethics and Corporate Responsibility Committee

Business address:
Sopra Steria Group
6 avenue Kléber
75116 Paris – France

Nationality: French **Age:** 60

Date of first appointment: 22/06/2014
Date term of office ends: General Meeting to approve the financial statements for the year ended 31/12/2022
Term of office proposed for renewal for 4 years

Main positions and appointments currently held	Appointments: Outside the Group	Appointments: Outside France	Appointments: Listed company
■ Chairwoman of digitfit	✓		
■ Independent consultant specialising in the challenges posed by the digital transformation			

Other directorships and offices held during the last five years

- Not applicable

Biography

Jessica Scale founded digifit, a hub that provides strategy consulting for senior executives, in 2014. She helps companies grow by taking advantage of the opportunities offered by the digital, social and environmental transitions.

A graduate of Sciences Po Paris and holder of a PhD in political science, she has taught strategy at Sciences Po Paris since 1990.

Jessica Scale began her career in strategy consulting (at Bossard and PwC) working for key account clients in a wide range of industry sectors.

In 2002, she moved into the tech sector, where she worked for major players, first as Transformation Director at IBM Global Services and then as Vice-President of Sales and Marketing at Unisys Europe, which she joined in 2005. She took on further international responsibilities in 2008, when she became Director of Global Outsourcing at Logica-CGI, where she was later appointed Global Client Director. As Director, France at Logica-CGI from 2010 to 2013, she also gained in-depth experience of issues connected with governance, ethics and labour relations.

Jessica Scale has written numerous articles and books, including in particular *Bleu Blanc Pub: Trente Ans de Communication Gouvernementale en France*, which remains a landmark work for anyone seeking to understand major public communication campaigns.

She has long been involved in international entrepreneurship networks, with a particular focus on promoting women in business. She is keenly interested in the issue of the raison d'être of companies.

Jessica Scale's multicultural and operational experience dealing with digital, strategic and social issues at the international level enriches strategic thinking on Sopra Steria Group's Board of Directors.

2023072603048

YVES DE TALHOUËT

Independent Director

Number of shares in the Company owned personally: **10**



- Member of the Nomination, Governance, Ethics and Corporate Responsibility Committee

Business address:
TABAG
39, rue Boileau
75016 Paris – France

Nationality: French **Age:** 64

Date of first appointment: 01/06/2022
Date term of office began: 01/06/2022
Date term of office ends: General Meeting to approve the financial statements for the financial year ended 31/12/2024

Main positions and appointments currently held	Appointments: Outside the Group	Appointments: Outside France	Appointments: Listed company
Director of Axway Software	✓		✓
Director of Kwerian (formerly Twenga)	✓		
CEO of Tabag	✓		
Non-Voting Board member of Castillon	✓		
Director of Tinubu	✓		
Chairman of Faïenceries de Gien	✓		
Director of Cartan SAS	✓		

Other directorships and offices held during the last five years

- Director of Devoteam

Biography

Yves de Talhouët was appointed Chairman of Faïencerie de Gien in 2014. He previously served as Managing Director of HP EMEA from May 2011, and prior to that as Managing Director of HP France from 2006. He served as Vice-President, Southern Europe, Middle East and Africa at Schlumberger SEMA from 1997 to 2004, after which he joined Oracle France as Chairman and CEO from 2004 to 2006. He also served as Chairman of Devotech, which he founded.

Yves de Talhouët is a graduate of École Polytechnique, École Nationale Supérieure des Télécommunications and Institut d'Études Politiques de Paris.

ASTRID ANCIAUX

Number of shares in the Company owned personally:
1,812

Director representing employee shareholders



Business address:
Sopra Steria Benelux
Le Triomphe
Avenue Arnaud Fraiteur 15/23
1050 Brussels – Belgium

Nationality: Belgian

Age: 57

Date of first appointment: 27/06/2014
Date term of office ends: General Meeting to approve the financial statements for the financial year ended 31/12/2024

Main positions and appointments currently held	Appointments: Outside the Group	Appointments: Outside France	Appointments: Listed company
■ Chief Finance Officer of Sopra Steria Benelux			
■ Company officer of direct and indirect subsidiaries of Sopra Steria Group		✓	
■ Chairwoman of the Supervisory Board of the Groupe Steriactions company mutual fund (FCPE)			
■ Member of the Supervisory Board of the Sopra Steria Actions company mutual fund (FCPE)			
Other directorships and offices held during the last five years			
■ Director of Sopra Steria Group			✓
■ Director of Soderi			

Biography

As Chief Financial Officer of Sopra Steria Benelux, Astrid Anciaux works across Belgium, the Netherlands and Luxembourg. She has been with the Group for over 30 years. She became a member of the Board of Directors when Sopra and Groupe Steria completed their tie-up in 2014 (term of office ended at the close of the 2020 General Meeting).

Astrid Anciaux is a graduate of the EPHEC business school in Brussels. In 2017, she also gained the Director qualification issued by Sciences-Po and the IFA.

After gaining experience with an accounting firm, she joined the finance department at Steriabel, Steria's first Belgian subsidiary, in 1987. Over the years, she has played a part in the financial aspects of the business's growth as well as its functional and cultural integration into the Group.

Since 2014, as well as serving as Chief Financial Officer, Astrid Anciaux has also been responsible for central support functions serving Belgium, Luxembourg and the Netherlands. She serves as a company officer for a number of subsidiaries of Sopra Steria Group.

Astrid Anciaux has extensive experience in employee share ownership.

A former director of Soderi, Chairwoman of the Supervisory Board of the Groupe Steriactions company mutual fund (FCPE) and member of the Supervisory Board of the Sopra Steria Actions FCPE, she also deals on a day-to-day basis with the question of how to motivate and attract talent – a key priority for the Group.

She also brings to the Group's Board of Directors her vast experience in the field, gained both as a senior executive and as a management representative within employee representative bodies (in Belgium and Luxembourg).

2023072603049

HÉLÈNE BADOSA

Director representing the employees

Number of shares in the Company owned personally: **None**



- Member of the Compensation Committee

Business address:
Sopra Steria Group
6 avenue Kléber
75116 Paris – France

Nationality: French **Age:** 64

Date of first appointment: Works Council meetings on 27-28/09/2018
Date term of office began: 23/09/2020
Date term of office ends: General Meeting to approve the financial statements for the year ended 31/12/2023

Main positions and appointments currently held	Appointments: Outside the Group	Appointments: Outside France	Appointments: Listed company
Sopra Steria Group Lead Engineer			
Member of the Board of Directors of the Traid-Union trade union	✓		
Manager of SCIs (Property Investment Companies)	✓		
Other directorships and offices held during the last five years			
Member of the Regional Economic Commission – SSG Auvergne-Rhône-Alpes			
SSG – Lyon's employee representative affiliated with the Traid Union trade union			
Union representative with the Lyon and Aix-en-Provence CHSCT (Health, safety and working conditions commission)			

Biography

Hélène Badosa has worked at Sopra Steria Group for over 21 years. Alongside her professional role, she has also long experience of employee representative bodies.

With a master's degree in information systems, Hélène Badosa began her career running a department at EDS's data processing centre and went on to become a SAP ERP consultant.

She joined Sopra Steria Group in 2001, heading up numerous engineering projects in France and abroad. She is currently a testing specialist for one of Sopra Steria's key account clients. Thanks to her experience in a broad range of roles, she has in-depth knowledge of issues in the field and the technological environment.

Keen to ensure that employees' voices are heard amid the digital business transformation, Hélène Badosa has also held various corporate offices over the course of her career. As employee representative at EDS and subsequently Sopra Steria, trade union representative on the Lyon and Aix-en-Provence Health, Safety and Working Conditions Committees, member of the Auvergne-Rhône-Alpes Regional Economic Committee and member of the Board of Directors of Traid-Union, she is resolutely committed to employee representation. In particular, the tie-up between Sopra and Steria involved significant work with employees to ensure that the two companies' cultures merged successfully.

Hélène Badosa joined Sopra Steria's Board of Directors in 2018 as Director representing the employees. She brings her vision as an employee with a keen eye for synergies between the company's and employees' development.

DAVID ELMALEM

Director representing the employees

Number of shares in the Company owned personally:
None



Business address:
Sopra Steria Group
37 chemin des Ramassiers
31770 Colomiers – France

Date of first appointment: 23/09/2020
Date term of office began: 23/09/2020
Date term of office ends: General Meeting to approve the financial statements for the year ended 31/12/2023

Nationality: French

Age: 40

	Appointments		
Main positions and appointments currently held	**Outside the Group**	**Outside France**	**Listed company**
■ Project leader, Sopra Steria Group			
Other directorships and offices held during the last five years			
■ Not applicable			

Biography

David Elmalem joined Sopra Steria Group in 2008.

He successively served in testing, business analysis and project management roles as an integrator for complex air traffic control systems.

David Elmalem holds an engineering degree from the ENAC civil aviation academy, and has a passion for aeronautics and new technologies.

With a constant focus on putting the Group's strategy into action, he has built up a dual set of business line and IT expertise that makes him highly attuned to the needs of aeronautics clients, helping them make their digital transformation a success. As an example, he took part in the SESAR (Single European Sky ATM Research) programme to modernise Europe's air traffic management systems, coordinating input from major players in this field, including a number of Sopra Steria clients (such as Airbus, Thales and Eurocontrol).

A true believer in putting people first, he takes a proactive role in the professional development of his team and his colleagues, leads a community of aeronautics enthusiasts within his business unit, and is an impassioned advocate of digital services professions for engineering students.

Elmalem joined Sopra Steria's Board of Directors in 2020 as a Director representing the employees.

He serves as a link between the employees and the Board of Directors, ensuring their voices are heard amidst an unprecedented economic and social situation.

Owing to their professional experience as well as activities pursued outside the Company, the members of the Board of Directors have all acquired expertise in the area of management and some of them also have gained expertise in the Company's industry sector.

In addition, to the best of the Company's knowledge, none has:

- any conflict of interest affecting the exercise of their duties and responsibilities;
- any family relationship with another member of the Board of Directors, with the exception of Éric Pasquier, who is related to Pierre Pasquier;
- any conviction during the last five years in relation to fraudulent offences;
- been incriminated and/or been the focus of an official public sanction issued by statutory or regulatory authorities, nor barred by a court from serving as a member of a supervisory board, board of directors or other management body of an issuer or from taking part in the management or conduct of an issuer's business affairs at any point during the past five years;
- been involved in any bankruptcy proceedings or been subject to property sequestration during the last five years as a member of a board of directors, a management body or a supervisory board.

Furthermore, there are no service agreements binding the members of governing and management bodies to the issuer or to any one of its subsidiaries that provide benefits upon the termination of such agreements.

2023072603050

1.3. Preparation and organisation of the work of the Board of Directors

1.3.1. REGULATORY FRAMEWORK GOVERNING THE BOARD OF DIRECTORS, ITS ORGANISATION AND ITS WORKING PROCEDURES

The organisation and working procedures of the Board of Directors are governed by law, the Company's Articles of Association and the Board's own internal rules.

a. Legal provisions

Articles L. 225-17 et seq. and L. 22-10-2 et seq. of the French Commercial Code govern the working procedures of the Board of Directors.

The principal mission of the Board of Directors is to determine the strategic directions to be followed by the Company and to oversee their implementation.

b. Provisions in the Articles of Association

The rules governing the organisation and procedures of the Board of Directors are set forth in Articles 14 to 18 of the Articles of Association. The Articles of Association are available on the Group's website (*Investors* section).

c. Internal rules and regulations of the Board of Directors

The internal rules and regulations of the Board of Directors were last amended on 27 July 2022. The aim was to clarify the scope of the confidentiality obligation incumbent on a legal entity's permanent representative.

The internal rules and regulations define the roles of the Board of Directors, its Chairman and the Chief Executive Officer. They specify the conditions under which their prerogatives may be exercised. They also provide that prior approval by the Board of Directors is required for certain decisions "that are highly strategic in nature or that are likely to have a significant impact on the financial position or commitments of the Company or any of its subsidiaries". The internal rules and regulations are available on the Group's website (*Investors* section).

They also set out the purpose, composition and main provisions applicable to the three standing committees tasked with preparing certain matters for the Board of Directors:

- the Audit Committee;
- the Nomination, Governance, Ethics and Corporate Responsibility Committee;
- the Compensation Committee.

The internal rules and regulations allow for the possibility that these committees, in performing their respective duties and after having informed the Chairman, may:

- hear matters brought to them by the Group's senior managers;
- call upon the services of outside experts at the Group's expense.

They also provide that the Board of Directors may create one or more "ad hoc" committees.

The internal rules and regulations also address the following issues: summary of powers under applicable law and the Articles of Association, meetings, information received by the Board of Directors, training of its members, evaluation of the Board, travel expenses, Non-Voting Directors, Works Council representatives, confidentiality, discretionary obligations, including the specific case of permanent representatives of legal entities, and other ethical obligations, in particular regarding conflicts of interest, related-party agreements or stock exchange transactions. A procedure for assessing routine agreements has been added as an appendix. Each of the permanent Board Committees has adopted its own charter approved by the Board of Directors setting forth how it should operate. The selection procedure for Directors (independent and other) is appended to the Nomination, Governance, Ethics and Corporate Responsibility Committee's Charter.

1.3.2. MEETINGS OF THE BOARD OF DIRECTORS

a. Number of meetings held during the financial year

The annual work schedule, which is drawn up for the financial year, may be changed where justified by special events or deals. The Board of Directors met ten times in 2022, of which three meetings were not on the annual schedule.

b. Directors' attendance

Financial year 2022	Board of Directors	Audit Committee	Nomination, Governance, Ethics and Corporate Responsibility Committee	Compensation Committee
Number of meetings	10	8	5	5
Attendance rate	98%	97%	97%	100%

The Board of Directors' attendance rate in 2022 was 98% (with only three absences, two of which were for meetings not scheduled in the annual calendar).

All members of the Board of Directors agree to devote the time and attention necessary to fulfil their duties. Directors are required to be present at every meeting of the Board of Directors as well as those of its committees on which they serve, unless they are unable to attend due to an emergency situation or other legitimate reason.

All Board members also agree to resign from their positions should they feel they are no longer able to fully assume their responsibilities. They must inform the Chairman of the Board of Directors of any change in their professional situation that might affect their availability.

In accordance with the policy approved by shareholders at the General Meeting, the compensation stated in Article L. 225-45 of the French Commercial Code is allotted in full based on actual attendance at meetings of the Board of Directors and its committees.

c. Items of business

The Board of Directors was kept regularly informed of the activities of the three standing committees. Their respective Chairmen presented reports on the work performed between the meetings of the Board of Directors.

The main items of business in 2022 were:

- Strategy and investment:
  - the Group's strategy (seminar),
  - the strategy-related human resources policy,
  - various external growth transactions;
- Accounting and financial information:
  - approval of the financial statements for the year ended 31 December 2021,
  - approval of the interim financial statements for the first half of 2022,
  - 2022 budget,
  - a project to raise medium-term finance from banks,
  - quarterly performance,
  - review of draft financial communications,
  - approval of management forecasts and corresponding reports,
  - management of the UK pension funds and arrangements for guaranteeing post-employment benefits,
  - review of the Audit Committee's work and recommendations (in particular those concerning the financial statements and the finance policy, internal control and risks, external audit);
- Corporate governance, CSR:
  - appointment of the Chief Executive Officer,
  - review of the recommendations of the Compensation Committee, in particular those relating to:
    - compensation policy for company officers,
    - introduction of an employee share ownership and a performance share plan (LTI);
  - the financial and non-financial criteria used for the variable portion of the Chief Executive Officer's compensation, and performance share plans (LTIs),
  - review of the work and recommendations of the Nomination, Governance, Ethics and Corporate Responsibility Committee, and in particular those concerning:
    - the composition of the Board of Directors and its Committees (selection and appointment of new Directors, decisions on reappointing Directors whose term of office is expiring, composition of the committees),
    - qualification of Independent Directors,
    - operation of the Board of Directors and its evaluation,
    - the company policy on workplace and pay equality and the targets for bringing more women into senior management positions,
    - the opportunity to put forward a climate resolution for shareholders to consider;
  - the arrangement of a high-impact credit line ("Sustainability-linked Loan") incorporating an environmental target (reduction in greenhouse gas emissions)
- Control and prior authorisations:
  - monitoring of routine agreements;
  - continuation of previously authorised agreements;
  - authorisation to guarantee commitments by subsidiaries controlled by the Group.

1.3.3. COMMITTEES OF THE BOARD OF DIRECTORS

a. The Audit Committee

The composition and functioning of the Audit Committee are governed by the Board of Directors' internal rules and regulations and by a charter that is reviewed at regular intervals by the Committee and was approved by the Board of Directors on 28 July 2021.

Its current members are:

- Marie-Hélène Rigal-Drogerys, Chairwoman (Independent Director);
- Michael Gollner (Independent Director);
- Éric Pasquier;
- Sylvie Rémond (Independent Director).

The Committee possesses the necessary expertise, including financial, accounting and risk management skills. The Committee also has knowledge of the Group and its businesses that is critical for a clear understanding of its activities, plus information security expertise. Three of the four members have spent all or part of their career in investment banking, lending or as a Statutory Auditor and have developed expertise in finance and risk management. The individual skills of each member of the Committee are set out in Section 1.2.4, "Skills required for the Board of Directors" of this chapter, pages 58 to 59. Their professional experience is summarised in Section 1.2.8, "Detailed presentation of the members of the Board of Directors" of this chapter, pages 62 to 76.

The Committee meets seven times a year on average and in any event no fewer than four times a year. They generally break down as follows:

- one meeting to review the interim financial statements and two for the annual financial statements, respectively;
- three meetings to monitor internal control and risk management systems and review internal audit;
- one meeting to review external audit.

Without prejudice to the expertise of the Board of Directors, the Audit Committee elucidates decisions through its work and recommendation and approves the provision of services other than the certification of the accounts. In the performance of its duties, the Committee may:

- receive any internal documentation necessary for its purposes;
- hear any person affiliated with or external to the Company;
- where applicable, retain the services of independent experts to assist it, at the Company's expense;
- expedite an internal audit with the consent of the Chairman of the Board of Directors.

2023072603051

The Audit Committee Charter gives a precise definition of the Committee's remit and explicitly states the principal matters excluded from that remit. The Committee's main responsibilities cover:

- internal control and risk management;
- preparation of the accounting and financial information;
- the quality of non-financial reporting;
- critically examining management decisions and assessments relating to the Company's financial statements, performance analyses and interim reports before they are submitted to the Board for approval and, where applicable, making recommendations to ensure their integrity;
- financial policy;
- internal audit;
- the Statutory Auditors;
- the green taxonomy;
- non-financial reporting;
- any one-off assignments and areas for attention identified by the Board.

The Committee met eight times in 2022, with one of these meetings spent considering the tender launched ahead of the mandatory switch away from Mazars at the 2024 General Meeting. One single absence was recorded. Except in specific cases, the Statutory Auditors, the Chief Financial Officer and his deputy, the Director of Internal Audit and the Director of Internal Control are invited to and attend all meetings as a matter of course.

Its meeting on the annual financial statements is held at least twenty-four hours before that of the Board of Directors. Prior to that, two preparatory sessions are held to address issues of methodology or specific points on the preparation and presentation of the financial statements as well as risk exposure, including social and environmental risks.

In 2022, the Audit Committee decided to consider human resources risk in greater depth.

The main items of business in 2022, dealt with either at the Company's initiative or at the request of the Committee, were as follows:

- with regard to monitoring the procedure for preparing accounting and financial information and financial policy:
  - review of cash-generating units and asset impairment testing for 2021,
  - approval of the financial statements for the year ended 31 December 2021,
  - presentation by the Statutory Auditors of the results of the statutory audit, interim reviews and the accounting options adopted,
  - review of the 2022 interim financial statements,
  - Group refinancing,
  - off-balance sheet commitments and guarantees given under the delegated authority of the Board of Directors,
  - the Finance Department's plans for 2022 and changes within the organisation,
  - priorities and procedures in relation to the green taxonomy,
  - renegotiations with the UK pension funds;
- with regard to knowledge of the business, monitoring the effectiveness of internal control and risk management procedures:
  - with regard to the Internal Control Department:
    - review of the organisation and work by the department in charge of internal control and risk management,
    - three risk mapping exercises (overall exercise, mapping of the risk of corruption and influence peddling and mapping of risk relating to CSR risks – duty of vigilance),
    - review of the presentation of risk exposure, including social and environmental risks, for the draft 2021 Universal Registration Document,
    - work on the risk appetite,
    - an update on the performance and risk management indicators monitored by Executive Management,
    - significant changes in the Company's legal environment;
  - with regard to the Internal Audit Department:
    - organisation of the internal audit function and the work programme for 2022,
    - findings of internal audit reports,
    - the "audit universe" (terminology used for the Group's key processes),
    - checks on the exhaustiveness of the internal audit function's coverage of the Group,
    - follow-up on implementation of recommendations from internal and external audit assignments;
- with regard to knowledge of the business:
  - presentation of Sopra Banking Software's R&D organisation,
  - presentation concerning labour relations with employee representative bodies,
  - presentation of the Group's presence in India and human resources in the country,
  - presentation of the changes in measures taken regarding information system security;
- with regard to the management of the statutory audit of the financial statements:
  - statutory audit engagement (scope, work schedule, fees for the past year, budget),
    - the independence of the Statutory Auditors,
    - rotation of the ACA Nexia partner signing off on audits of the financial statements,
    - the tender process for the mandatory rotation away from Mazars at the 2024 General Meeting,
    - prior authorisation for services other than the certification of the accounts;
- with regard to the Committee's own organisation and activities:
  - overview of the Audit Committee's activities in 2021,
  - key priorities for 2022,
  - the annual work schedule,
  - committee self-assessment.

The members of the Committee heard the Statutory Auditors, with no members of management in attendance. The same was true of the Director of Internal Audit.

Minutes are prepared after every meeting and are then approved at the beginning of the following meeting.

When requests by the Audit Committee cannot be satisfied immediately, they are subject to a formal follow-up procedure in order to ensure that they are addressed in full at the meetings scheduled throughout the year. Eighteen specific requests were formulated using this approach in 2022 and were, or will be, added to the meeting agendas established on the basis of the Committee's annual work plan.

Statutory audit tender process

Mazars' term as statutory auditor will expire at the General Meeting called to approve the accounts for the year ending 31 December 2023 and cannot be renewed, due to the rotation requirement introduced by European regulations.

With this in view,

- The Board of Directors recommended that ACA-Nexia be reappointed, it being possible one more time, at the General Meeting on 1 June 2022 (see Section 5 "Additional information about resolutions passed with a majority of less than 80% at the General Meeting of 1 June 2022" of Chapter 8 "Additional information" of this Universal Registration Document, page 319);
- The Audit Committee monitored, in accordance with the provisions of Article 16 of EU Regulation n°537/2014, a selection process implemented from October 2022 to January 2023 by the Company's Finance Department, a point of contact for candidates, ensuring their equal access to available information for drafting their bids.

The purpose of the agreed calendar was to allow the chosen firm to implement all decisions within its network needed to ensure its independence and to allow the other firms to pursue potential business with the Group, thus broadening the choice of candidates.

The selection process began with a call for applications from five firms based in the countries where the Group operates. One firm preferred to pursue its business dealings with the Group and declined its invitation. The other four firms have confirmed their interest in the appointment and responded to the tender.

The tender process was monitored by an evaluation committee comprised of six members, including three representing the Group Finance Department, two representing the Purchasing Department and one representing the Sopra GMT holding company. The role of this committee was to provide the Audit Committee with objective selection criteria, to encourage candidates to clarify and improve the content of their proposals and to present a comparison of the final bids to the Committee.

The Audit Committee consulted with the candidates who submitted the three best bids. After considering the Company's input and the assessments of the industry regulatory authority, the Audit Committee independently discussed and ranked the candidates without the presence of the Company's representatives. It presented the Board of Directors on 26 January 2023 with two possible choices and the reasons supporting its recommendation.

After deliberation, the Board of Directors unanimously decided to propose the appointment of KPMG as the Company's statutory auditor at the General Meeting to be held in 2024 to approve the financial statements for the financial year ending 31 December 2023, in accordance with the recommendations of the Audit Committee.

b. The Nomination, Governance, Ethics and Corporate Responsibility Committee

The Board's internal rules and regulations and an operating charter govern the composition and functioning of the Nomination, Governance, Ethics and Corporate Responsibility Committee. The operating charter has been reviewed at regular intervals by the Committee and was approved by the Board of Directors on 25 February 2021. Its current members are:

Kathleen Clark Bracco, permanent representative of Sopra GMT – Chairwoman;

- Éric Hayat;
- Noëlle Lenoir (Independent Director);
- Pierre Pasquier;
- Jean-Luc Placet (Independent Director);
- Jessica Scale (Independent Director);
- Yves de Talhouët (Independent Director).

The Chairman of the Board of Directors sits on the Nomination, Governance, Ethics and Corporate Responsibility Committee. The Committee hears the Chief Executive Officer on the items of business as necessary.

The Committee has no decision-making powers of its own, but rather submits its findings and recommendations to the Board of Directors in support of the Board's decisions. In the performance of its duties, the Committee may:

- receive any internal documentation necessary for its purposes;
- hear any person affiliated with or external to the Company;
- where applicable, retain the services of independent experts at the Company's expense to assist it.

Minutes are prepared after every meeting and are then approved at the beginning of the following meeting.

The Committee's main responsibilities are as follows:

- Nominations and governance:
  - selecting and preparing appointments of members of the Board of Directors, in accordance with the selection process, and of executive company officers,
  - proposing and managing changes it deems beneficial or necessary to the procedures or composition of the Board of Directors,
  - carrying out the annual review of the succession plan for unforeseen departures by the Chairman of the Board of Directors and the Chief Executive Officer,
  - evaluating the Board of Directors and the effectiveness of corporate governance,
  - verifying that good governance rules are applied at the Company and its subsidiaries,
  - assessing whether Board members may be deemed independent in view of deliberations by the Board of Directors on this subject;
- Business ethics and corporate responsibility (CSR):
  - verifying that the Group's values are observed, defended and promoted by its company officers, executives and employees,
  - checking that there are rules of conduct which address competition and ethics,
  - ensuring that the anti-corruption framework operates effectively and that the Company's Code of Conduct, training, whistleblowing framework and disciplinary system as provided for in French Law No. 2016-1691 of 9 December 2016 on transparency, the fight against corruption and modernisation of business life are all fit for purpose,

2023072603052

- assessing Company policy on sustainable development and corporate responsibility and its alignment with the Sopra Steria Group's commitments to human rights, international labour standards, the environment and the fight against anti-corruption,
- ensuring that the Company has implemented an anti-discrimination and diversity policy:
  - preparing for the Board of Directors' annual review of the Company's policy on workplace and pay equality,
  - reviewing Executive Management's proposed objectives, action plan and arrangements for increasing the proportion of women in senior management positions and tracking progress.

The Committee met five times in 2022, with an attendance rate of 97% (one absence). Items of business included:

- concerning appointments and governance:
  - appointment of the Chief Executive Officer,
  - the formal assessment process of the Board of Directors, the way it operates and its committees,
  - two proposals to amend the internal rules and regulations of the Board of Directors (role and status of the Senior Independent Director, clarification of the confidentiality obligation incumbent upon the permanent representative of a legal entity appointed as a Director),
  - members of the Board of Directors (see Section 1.2.2, "Selection process" of this chapter, page 57),
  - the search for new Directors,
  - the composition of the committees,
  - the organisation and operation of the Group's governance,
  - verification of Company compliance with the AFEP-MEDEF Code,
  - qualification of Independent Directors,
  - annual review of the succession plan for unforeseen departures by the Chairman of the Board of Directors and the Chief Executive Officer,
  - review of the 2021 Universal Registration Document draft,
  - conclusions and recommendations set out by market bodies (Autorité des Marchés Financiers, Haut Comité de Gouvernement d'Entreprise, Institut Français des Administrateurs);
- concerning ethics and corporate responsibility:
  - the Company's policy on workplace and pay equality, and the diversity policy,
  - action plan and results as regards the proportion of women in senior management positions,
  - analysis of the results of an employee satisfaction survey ("Great Place To Work"),
  - proposed climate-related resolution,
  - opportunity to set up a Board committee with sole responsibility for overseeing the CSR policy.

c. The Compensation Committee

The composition and functioning of the Compensation Committee are governed by the Board's internal rules and regulations and by a charter that is reviewed at regular intervals by the Committee and was approved by the Board of Directors on 25 February 2021. Its current members are:

- Jean-Luc Placet, Chairman (Independent Director);
- Hélène Badosa (Director representing the employees);
- Kathleen Clark Bracco, permanent representative of Sopra GMT;
- Éric Hayat;
- Sylvie Rémond (Independent Director);
- Jessica Scale (Independent Director).

The Committee has no decision-making powers of its own, but rather submits its findings and recommendations to the Board of Directors in support of the Board's decisions.

In the performance of its duties, the Committee may:

- receive any internal documentation necessary for its purposes;
- hear any person affiliated with or external to the Company;
- where applicable, retain the services of independent experts at the Company's expense to assist it.

The Committee's main responsibilities are as follows:

- recommending to the Board of Directors compensation policies applicable to company officers;
- verifying the application of rules determined for the calculation of variable components of compensation;
- where applicable, offering recommendations to Executive Management on the compensation of the company's principal executives;
- obtaining an understanding of pay policy and ensuring that this policy is in line with the Company's interests and enables it to reach its objectives;
- preparing decisions related to employee share ownership and employee savings plans;
- preparing the policy for awarding performance shares;
- verifying the quality of the information communicated to shareholders concerning compensation, benefits in kind, and options received by executive company officers, and compensation in accordance with Article L. 225-45 of the French Commercial Code.

The Committee hears the executive company officers at the start of its meetings for general information and on each item of business as necessary.

Minutes are prepared after every meeting and are then approved at the beginning of the following meeting.

The Committee met five times in 2022, with an attendance rate of 100%. Items of business included:

- compensation policy of the Chairman of the Board of Directors;
- compensation policy for the Chief Executive Officer;
- the recommendations to the Board of Directors concerning compensation paid to the Chairman of the Board and the Chief Executive Officer in respect of financial years 2021 and 2022;
- compensation policy for members of the Board of Directors;
- review of plans to give managers and employees a stake in the Group's capital;
- the consequences of inflation and how it can be addressed through the salary policy;
- the review of the draft Registration Document for 2021 and in particular the draft report on corporate governance;

- apportionment of compensation referred to in Article L. 225-45 of the French Commercial Code in respect of the previous financial year;
- conclusions and recommendations set out by market bodies (Autorité des Marchés Financiers, Haut Comité de Gouvernement d'Entreprise, Institut Français des Administrateurs);
- incorporation of policies and the conclusions from the Company's dialogue with the main shareholders and proxy voting agencies.

1.3.4. ORGANISATION AND ASSESSMENT OF THE BOARD OF DIRECTORS

a. Access to information for members of the Board of Directors

Dissemination of information – preparatory materials

Article 4 of the internal rules and regulations states:

- "Each member of the Board shall receive all information required in the performance of his/her mission and is authorised to request any documents deemed pertinent.
- In advance of each meeting of the Board, a set of preparatory materials shall be addressed to members presenting the items on the agenda requiring special analysis and preliminary reflection, provided that confidentiality guidelines allow the communication of this information.
- The members of the Board shall also receive, in the intervals between meetings, all pertinent and critical information concerning events or operations that are significant for the Company. This information shall include copies of all press releases disseminated by the Company".

The members of the Board of Directors receive a monthly summary report on Sopra Steria Group's share performance. This report describes and analyses developments in the share price and trading volumes. It puts this information into perspective by highlighting the main trends in macroeconomic and financial market data as well as comparisons with the largest companies in the industry.

Board members receive all press releases intended for investors. They are also sent certain internal publications.

They are invited to presentations of the annual and half-year results. They are also invited to the beginning-of-the-year meeting held for Group management.

Dedicated electronic platform for Directors

An electronic platform is used to provide secure access to documentation on all types of devices: computers, tablets and smartphones. Members of the Board of Directors can view or download items made available for them or upload their own items for sharing or storage within this environment. This platform was set up following the findings of the formal assessment of the Board of Directors undertaken in 2016. Its installation was made possible by the availability of a high-performance cloud solution offering a sufficiently robust guarantee that access to stored data – even by technical staff – would be strictly controlled.

Additional information at meetings

The Chief Executive Officer and the Chief Financial Officer are invited to Board meetings, subject to certain exceptions. Thanks to their participation, additional information that may be useful to discussions is made available. They do not take part in the consideration of matters that involve the Chief Executive Officer.

Depending on the items of business before a given Board meeting, other operational managers or outside consultants may be invited to attend. This is the case, in particular, for strategic presentations and discussions of external growth transactions.

The Audit Committee systematically includes in its annual work programme several presentations by operational managers giving it a deeper understanding of a risk factor from various angles and giving it more extensive knowledge about an issue within its realm of responsibility. Dialogue with these occasional discussion partners represents a channel for reporting information independently of management.

Training

Article 5 of the internal rules and regulations states: "Any member of the Board may, on the occasion of their appointment or at any point during their term in office, engage in training they feel is necessary for the performance of their duties".

Following the appointment of the Directors representing the employees, a specific training plan is implemented to orientate new Directors. The Board of Directors approves the content and format of this orientation training after consultation with the individuals concerned and with the Nomination, Governance, Ethics and Corporate Responsibility Committee.

This training was delivered by the Company or outside bodies, depending on Directors' wishes and targets. In 2022, the Directors also updated their knowledge by attending meetings and seminars held by the various industry organisations (consulting firms, observatories, non-profits).

All Chairmen of Board Committees are members of the IFA (French Institute of Directors), as is the Secretary of the Board of Directors.

b. Preventing conflicts of interest

Duty of disclosure and abstention

Directors are required to notify the Board of any conflict of interest, whether actual or potential. They shall refrain from taking part in any discussions and participating in the vote on corresponding topics.

Monitoring of related-party agreements

Monitoring of related-party agreements is governed by law, the Company's Articles of Association and the Board's own internal rules. Proposed new agreements are reviewed prior to being signed. In addition, at the beginning of each financial year the Board of Directors reviews the purpose and application of agreements that will remain in effect. It checks whether they still meet the criteria on which their initial approval was based.

No new agreements were authorised during financial year 2022.

20230726030S3

Nature	Framework agreement for assistance with Sopra GMT	Éric Hayat Conseil
Subject	Advisory and assistance services in the areas of strategy, finance and control	Business development advisory and assistance services to Executive Management (strategic operations)
Detailed description	§1.1.5	§1.1.7
Income (financial year under review)	€163 thousand	€0 thousand
Expense (financial year under review)	€1,473 thousand	€181 thousand
Relevant Members of the Board of Directors	Pierre Pasquier, Éric Pasquier, Kathleen Clark Bracco	Éric Hayat
Purpose of the agreement	Resources assigned to the Chairman of the Board of Directors to play the role set out for it under the internal rules and regulations in a totally independent manner	Use of expertise and an independent channel of information for the Board of Directors
Significance for the company	Non-material expense. If the assignments handled by Sopra GMT's employees were not entrusted to them, they would need to be reallocated within the Group.	Non-material expense.
Agreement already approved at a General Meeting	Yes	Yes

Monitoring of routine agreements entered into at arm's length

The Board of Directors regularly assesses whether agreements pertaining to routine transactions entered into at arm's length meet the necessary criteria.

The procedure adopted by the Board calls for the following in particular:

- arrangements for identifying agreements subject to prior review by the Board of Directors.
- the assessment by the Board of Directors of agreements that have not been subject to such controls – any persons directly or indirectly affected by such an agreement may not take part in this assessment.

The Board has adopted the principle of annual assessments.

c. Assessment of the Board of Directors and its committees

In accordance with the recommendations of the AFEP-MEDEF Code in this area:

- each year, at least one discussion by the Board of Directors is devoted to its operating procedures and ways in which they might be improved;
- at least every three years, a formal assessment is carried out;

The Board of Directors thus conducted a formal assessment of its operations at end-2022, overseen by the Nomination, Governance, Ethics and Corporate Responsibility Committee. The previous such assessment took place in 2019.

The Nomination, Governance, Ethics and Corporate Responsibility Committee proposed that the Board of Directors proceed with a self-assessment based on a questionnaire, with responses to be collected anonymously. To this end, the Committee drew up a draft questionnaire containing 35 items divided into five sections:

- members of the Board of Directors;
- information provided to Directors;
- meeting procedures and content;
- relations between the Board of Directors and its committees;
- assessment of individual contributions.

In particular, the aims of this questionnaire were to:

- evaluate to what extent the composition of the Board of Directors actually represents all shareholders and allows it to fulfil its role and responsibilities efficiently. The questionnaire also focused on the Directors' contributions to meetings, any conflicts of interest, their complementarity, independence and level of commitment, as well as their understanding of the Company's business activities, and the manner in which they update and refresh their skills and knowledge;
- ascertain the quality of the information made available to Board members;
- check their level of satisfaction with the responses provided to their questions and the handling of their requests;
- identify potential opportunities for improvements relating to the work procedures and encompassing all aspects, from the annual work schedule to the minutes of meetings;
- evaluate the preparation of discussions by the Board's committees and the contribution of their work to the quality of exchanges at Board meetings.

After the questionnaire was approved by the Board of Directors, an overview of its findings was reviewed and discussed by the Nomination, Governance, Ethics and Corporate Responsibility Committee. The Committee also discussed an overview of its own self-assessment and the concurrent self-assessments undertaken by the Compensation Committee and the Audit Committee. It reported on its work to the Board of Directors at the Board meeting of 26 January 2023.

The Audit Committee has conducted its own self-assessment for a number of years using a questionnaire that covers its composition and its working procedures, the way in which its work is organised and its ability to fulfil its responsibilities. The Committee compares its procedures with the best practices established by similar bodies in other companies. Lastly, it familiarises itself with any changes in the regulatory environment. It takes into account the conclusions of this work to improve its own working procedures.

Self-assessment by the Board of Directors and its committees has identified opportunities for improvement, notably relating to its composition, and consideration of CSR (Corporate Social Responsibility) by the Board of Directors and its committees. Practical solutions were found to the areas requiring improvement that had been identified. These were then presented to the Board of Directors, which approved them. The process concluded with a meeting on 26 January 2023.

2. Compensation of company officers

2.1. General principles

While paying particular attention to the stability of the principles used to determine and structure compensation for executive company officers, the Board of Directors re-examines their compensation packages on an annual basis to verify their fit with the Group's requirements. In particular, the Board checks that compensation policy:

- continues to be in keeping with the Company's best interests;
- contributes to the Company's long-term success, takes into account its social and environmental priorities;
- is in keeping with the Company's business strategy.

The Board also checks that compensation policy complies with the recommendations laid down in the AFEP-MEDEF Code. To this end, it is supported by the Compensation Committee, which helps it prepare its decisions in this area.

The Board of Directors considers that applying the compensation recommendations laid down in the AFEP-MEDEF Code of Corporate Governance protects the Company's interests and encourages executives' contribution to business strategy and the Company's long-term success.

The Compensation Committee usually meets three to five times between October and February to help the Board prepare its decisions.

The Board of Directors generally discusses the strategic approach over the same period; this discussion has taken into account social and environmental issues associated with the Company's business. For the past several years, the Group has been pursuing an independent, value-creating plan that combines growth and profitability. Priorities are adjusted each year based on the current state assessment undertaken at the end of the previous year.

The Committee reviews the current compensation policy applicable to company officers. It is then informed of estimates of how far the Chief Executive Officer has achieved their targets. These forecasts are refined in the course of the Committee's various meetings. At the beginning of the year, the Compensation Committee determines the extent to which quantifiable targets set for the previous year have been achieved. It assesses the extent to which qualitative targets have been met. To this end, it meets with the Chairman of the Board of Directors and familiarises itself with any information that might be used in this assessment.

The Committee also takes into consideration the Group's compensation policy and decisions on fixed and variable compensation payable to the members of the Group Executive Committee. It takes into account comparisons with other companies made available to it. However, sector consolidation has significantly reduced the number of companies allowing for a direct and relevant comparison.

The Committee also considers ways in which employees may be given a stake in the Company's financial performance. It assesses the suitability of share ownership plans for all employees and long-term incentive plans for managers of the Company and its subsidiaries. The Board of Directors considers that employee and executive share ownership makes a lasting contribution to the Company's priority focus on independence and value creation by ensuring that employees' and executives' interests are fully aligned with those of the company's shareholders.

The Board of Directors has not, to date, fixed the number of shares that must be held and registered in the name of the Chairman of the Board of Directors who co-founded of the Company. Shares held directly or indirectly through Sopra GMT by the Chairman in a personal capacity or by the Chairman's family group make up more than 10% of the Company's share capital.

On the recommendation of the Compensation Committee, the Board of Directors set a requirement for the Chief Executive Officer to retain 50% of the performance shares actually awarded during his term of office. It also set a target for him to hold 50% of his compensation in the Company's shares by the end of 2026.

When the Board of Directors reviews the budget for the current financial year, the company's quantitative targets are a known quantity. The Compensation Committee takes them into account when determining the Chief Executive Officer's quantitative targets for the financial year. It holds a further meeting with the Chairman of the Board of Directors to discuss potential qualitative targets.

The Compensation Committee then presents its recommendations to the Board of Directors, which deliberates without the interested parties in attendance. These recommendations relate to the Chief Executive Officer's variable compensation for the previous financial year, fixed compensation payable to the Chairman of the Board of Directors, and the Chief Executive Officer's fixed and variable compensation for the current financial year. The Committee also presents its observations on how compensation is apportioned among the Directors and any proposed adjustments. The total amount of the compensation referred to in Article L. 225-45 of the French Commercial Code subject to approval by the shareholders is agreed when the Board of Directors meets to prepare for the General Meeting of Shareholders.

As regards variable compensation, the Compensation Committee proposes the quantifiable criteria to be taken into account together with any qualitative criteria, as the case may be. It makes certain that the criteria adopted are mainly quantifiable and that criteria are precisely defined. As regards quantifiable criteria, it generally determines:

- a threshold below which variable remuneration is not paid;
- a target level at which 100% of compensation linked to the criterion in question becomes payable; and
- where applicable, an upper limit if there is the possibility that a target may be exceeded.

Performance is assessed by comparing actual performance with the target broken down into thresholds and targets, as the case may be. Where, by exception, compensation may exceed the target level, the extent to which it may do so is capped.

Based on the targets adopted, an amount equivalent to 60% of the annual fixed compensation cannot be exceeded. Even so, in the event of an outstanding performance relative to the quantitative targets, the Board of Directors may, after consulting the Compensation Committee, authorise the integration of targets being exceeding, subject to the cap on annual variable compensation set at 100% of annual fixed compensation. Effective payment of the Chief Executive Officer's variable compensation will, in any event, be subject to shareholder approval at an Ordinary General Meeting.

Conversely, the Board of Directors may consider that the Group's performance does not merit payment of variable compensation in respect of the financial year in question. That being the case, it does not take into account the extent to which qualitative targets have been met. It proposes to the shareholders that no variable compensation be paid in respect of that financial year.

Lastly, in the event of exceptional circumstances (such as an exogenous shock) leading to the suspension of the normal system of variable compensation for employees and Executive Committee members, the

2023072603054

Compensation Committee would review the situation of the Chief Executive Officer. It could recommend to the Board of Directors that it ask the shareholders at the General Meeting to approve an improvement to the Chief Executive Officer's variable compensation if that would serve the Company's interests, subject to an upper limit of 60% of his annual fixed compensation.

Long-term incentive plans are based on awarding rights to shares. They are subject to the condition of being with the company over a period of time and performance conditions. The targets are set in the same way as for variable compensation.

Independently of the compensation policy, the company covers or reimburses company officers' travel expenses (transportation and accommodation).

The Nomination, Governance, Ethics and Corporate Responsibility Committee and the Compensation Committee have four members in common. This overlap ensures that decisions are consistent between the two Committees.

The procedure for determining compensation policy applicable to executive company officers and the timing of that procedure are intended to ensure that all worthwhile information is taken into account when recommendations are drawn up and when the Board of Directors makes its final decision. This ensures that such decisions are consistent among themselves and aligned with the Company's strategy.

The compensation policy applies to newly appointed company officers. However, in exceptional circumstances, such as to enable the replacement or appointment of a new executive company officer, the Board of Directors may waive application of the compensation policy. Such waivers must be temporary, aligned with the Company's interests and necessary to secure the Company's long-term success or viability. Furthermore, this option may only be adopted where there is consensus among the members of the Board of Directors as to the decision to be taken (i.e. no votes against). This may result in the awarding of components of compensation currently defined in the compensation policy as not applicable (severance pay, non-compete payment, supplementary pension plan), though any such items would be subject to approval at the following General Meeting.

2.2. Executive company officers

The Compensation Committee made recommendations concerning the compensation policy for executive company officers, which was reviewed by the Board of Directors at its meeting on 22 February 2023.

It should be noted that the compensation policy and payment of variable and exceptional components of compensation must be approved in advance at a General Meeting.

2.2.1. COMPENSATION OF THE CHAIRMAN OF THE BOARD OF DIRECTORS

Compensation policy of the Chairman of the Board of Directors subject to approval at the General Meeting

ITEMS OF COMPENSATION FOR THE CHAIRMAN OF THE BOARD OF DIRECTORS

Items of compensation	Comments
Annual fixed compensation	Determination by the Board of Directors, acting on a recommendation by the Compensation Committee
Annual variable compensation	Not applicable
Variable deferred compensation	Not applicable
Multi-year variable compensation	Not applicable
Deferment periods; option of asking for variable compensation to be returned	Not applicable
Exceptional compensation	Possible, by decision of the Board of Directors, but contingent upon very specific circumstances with substantial consequences on the role and activity of the Chairman of the Board of Directors Payment subject to shareholder approval of all items of compensation at an Ordinary General Meeting and in all circumstances capped at 100% of annual fixed compensation
Share options, performance shares and any other long-term items of compensation	Not applicable
Compensation referred to in Article L. 22-10-14 of suoVtheFrench Commercial Code	Application of Directors' compensation policy
Any other benefits	Company car
Severance pay/benefit payable upon change of duties	Not applicable
Non-compete payment	Not applicable
Supplementary pension plan	Not applicable

Decisions made in 2023

The Board of Directors decided, on the recommendation of the Compensation Committee, not to make any changes to the compensation policy applicable to the Chairman of the Board of Directors, or to his annual fixed compensation.

2.2.2. COMPENSATION OF THE CHIEF EXECUTIVE OFFICER

Compensation policy of the of the Chief Executive Officer subject to approval at the General Meeting

These principles shall also be applicable for any Deputy Chief Executive Officers.

COMPENSATION ITEMS FOR THE CHIEF EXECUTIVE OFFICER

Items of compensation	Comments
Annual fixed compensation	Determination by the Board of Directors, acting on a recommendation by the Compensation Committee (taking into account the responsibilities held, experience, plus internal and external benchmarking)

Annual variable compensation	Amount:
	■ 60% of annual fixed compensation if targets are met;
	■ capped at 100% of annual fixed compensation;
	■ criteria:
	  ■ minimum of 70% based on one or more quantifiable targets,
	  ■ maximum of 30% based on meeting one or more precisely defined qualitative targets consistent with the Group's strategy and organisation, its corporate responsibility policy (CSR) and/or the assessment of the company officer's performance;
	■ payment subject to shareholder approval of all items of compensation at an Ordinary General Meeting.

Variable deferred compensation	Not applicable
Multi-year variable compensation	Not applicable
Deferment periods; option of asking for variable compensation to be returned	Not applicable
Exceptional compensation	Applicable, by decision of the Board of Directors, in case of very specific circumstances (spin-off and listing of a subsidiary, merger, etc.) Payment subject to shareholder approval of all items of compensation at an Ordinary General Meeting and in all circumstances capped at 100% of annual fixed compensation
Share options, performance shares and any other long-term items of compensation	Eligibility for long-term incentive plans set up by the Group for its senior managers (capped at 100% of annual compensation if targets are met per plan) These plans are subject to continued employment and to strict performance conditions based on targets that are at least equal to any guidance targets disclosed to the market Vesting period of at least three years Obligation to hold 50% of the shares that will vest under these plans for the entire duration of the recipient's term of office Commitment not to engage in any hedging transactions with respect to performance shares held until the expiry of these plans or of the applicable holding period
Compensation referred to in Article L. 22-10-14 of the French Commercial Code	Not applicable (except in case of appointment by the Board of Directors of the Company. Appointments held at Group subsidiaries do not give rise to any compensation)
Any other benefits	Company car; contribution to the GSC unemployment insurance for executives
Severance pay/benefit payable upon change of duties	Not applicable
Non-compete payment	Not applicable
Supplementary pension plan	Not applicable

Decisions made in 2023

At the recommendation of the Compensation Committee, the Board of Directors has decided to set the amount of Cyril Malargé's annual fixed compensation at €500,000, starting on 1 January 2023, which is equivalent to that of his predecessor, following his successful assumption of office.

As regards annual variable compensation, the Compensation Committee formulated its recommendation to the Board of Directors in consideration of the strategy, the Group's circumstances and the goal of boosting its performance and competitiveness over the medium to long term.

The Board of Directors has decided to structure his compensation as follows:

Criteria	Type	% of AVC*	% of AFC*
One or more targets	Quantifiable	70% min.	42% min.
One or more targets	Qualitative	30% max.	18% max.
TOTAL		**100%**	**60%**

** AVC: annual variable compensation; AFC: annual fixed compensation.*

Quantifiable targets may, in particular, relate to the operating margin on business activity, organic revenue growth or free cash flow. The portion linked exclusively to the achievement of qualitative targets reflects a desire to take into account medium-term targets (relating to the Group's organisation and the social implications of its business activities) and long-term targets (environmental implications of its business activities). The qualitative targets CSR targets set serve to confirm every year that the Group remains on course to meet its goals. Although these are medium- and long-term obectives, progress towards them can be tracked at the end of each year.

The specific quantifiable target values are not disclosed in advance for confidentiality reasons and so as not to interfere with financial communications. Targets are set at levels that are designed to be both demanding and motivating. They aim to help the Group meet – and if possible exceed – its targets.

2.3. Other company officers

2.3.1. COMPENSATION OF DIRECTORS OF THE PARENT COMPANY

Compensation policy submitted for approval at the General Meeting

The compensation policy applicable to members of the Board of Directors stipulates that the compensation referred to in Article L. 225-45 of the French Commercial Code shall be apportioned among the members of the Board of Directors and its committees as follows:

- 60%: Board of Directors;
- 20%: Audit Committee;
- 10%: Compensation Committee;
- 10%: Nomination, Governance, Ethics and Corporate Responsibility Committee.

The total amount of this compensation is apportioned:

- among those members attending meetings of the Board and its committees (Directors and Non-Voting Directors);
- in proportion to their actual attendance at such meetings, whether in person or remotely.

Additional weightings are applied based on attendance, as follows:

- a coefficient of 2.0 applied to attendance by Chairmen at meetings of the committees they chair (each meeting attended counts double);
- a coefficient of 1.2 applied to attendance by Directors who live outside France and are not French tax residents at meetings of the Board and its committees. However, this extra weighting does not apply to Directors who are employees of a Group company.

The compensation policy for members of the Board of Directors is attendance-based. It encourages participation in one or more committees. It aims to compensate the increased burden placed upon Directors who live outside France. It compensates the additional work undertaken by Committee Chairmen as well as their responsibility to the Board of Directors. They organise and oversee the work of their committees and report on it to the Board of Directors.

2.3.2. COMPENSATION OF DIRECTORS OF SUBSIDIARIES

Directorships held at Company subsidiaries are not compensated.

20230726030555

3. Standardised presentation of compensation paid to company officers

3.1. AFEP-MEDEF Code tables

OVERVIEW OF COMPENSATION, OPTIONS AND SHARES GRANTED TO PIERRE PASQUIER, CHAIRMAN OF THE BOARD OF DIRECTORS (TABLE 1 – AFEP-MEDEF CODE OF CORPORATE GOVERNANCE FOR LISTED COMPANIES, DECEMBER 2022)

	2021	2022
Compensation awarded in respect of the financial year	€532,892	€532,591
Value of stock options granted during the financial year	-	
Value of performance shares granted during the financial year	-	
Value of other long-term compensation plans	-	
TOTAL	**€532,892**	**€532,591**

STATEMENT SUMMARISING THE COMPENSATION OF PIERRE PASQUIER, CHAIRMAN OF THE BOARD OF DIRECTORS (TABLE 2 – AFEP-MEDEF CODE OF CORPORATE GOVERNANCE FOR LISTED COMPANIES, DECEMBER 2022)

	2021		2022	
	Amount awarded	Amount paid	Amount awarded	Amount paid
Fixed compensation	€500,000	€500,000	€500,000	€500,000
Annual variable compensation	-	-	-	-
Exceptional compensation	-	-	-	-
Compensation allotted in respect of directorship (L. 22-10-14)	€27,192	€27,944	€26,891	€27,192
Benefits in kind	€5,700	€5,700	€5,700	€5,700
TOTAL	**€532,892**	**€533,644**	**€532,591**	**€532,892**

Pierre Pasquier is the Chairman and CEO of Sopra GMT, the holding company for Sopra Steria Group. In respect of these duties (leading the Sopra GMT team and chairing the Board of Directors), he received compensation of €130,000 in 2022. In addition, he received compensation under Article L. 225-45 of the French Commercial Code in the amount of €14,400 in respect of financial year 2022. This compensation was paid by Sopra GMT and was not rebilled to Sopra Steria Group (see Section 1.1.4, "Overview of the activities of the Chairman of the Board of Directors in 2022" of this chapter, page 54).

As Chairman of the Board of Directors of Axway Software, as indicated in its Universal Registration Document, Pierre Pasquier also received fixed compensation from that company in the amount of €138,000 and compensation in respect of Article L. 22-10-14 of the French Commercial Code of €19,518.

OVERVIEW OF COMPENSATION, OPTIONS AND SHARES GRANTED TO VINCENT PARIS, CHIEF EXECUTIVE OFFICER UNTIL 28 FEBRUARY 2022 (TABLE 1 – AFEP-MEDEF CODE OF CORPORATE GOVERNANCE FOR LISTED COMPANIES, DECEMBER 2022)

	2021	2022
Compensation awarded in respect of the financial year	€811,274	€134,068
Value of stock options granted during the financial year	-	-
Value of performance shares granted during the financial year	€408,180	-
Value of other long-term compensation plans	-	-
TOTAL	**€1,219,454**	**€134,068**

2023072603056

STATEMENT SUMMARISING THE COMPENSATION OF VINCENT PARIS, CHIEF EXECUTIVE OFFICER UNTIL 28 FEBRUARY 2022 (TABLE 2 – AFEP-MEDEF CODE OF CORPORATE GOVERNANCE FOR LISTED COMPANIES, DECEMBER 2022)

	2021		2022	
	Amount awarded	Amount paid	Amount awarded	Amount paid
Fixed compensation	€500,000	€500,000	€82,988	€82,988
Annual variable compensation	€300,000	€97,500	€50,000	€300,000
Exceptional compensation	-	-	-	-
Compensation allotted in respect of directorship (L. 22-10-14)	-	-	-	-
Benefits in kind	€11,274	€11,274	€1,080	€1,080
TOTAL	**€811,274**	**€609,021**	**€134,068**	**€384,068**

On the recommendation of the Compensation Committee, the Board of Directors proposed to the General Meeting of Shareholders of 1 June 2022 a temporary amendment to the compensation policy, specifically in connection with the end of Vincent Paris' term of office, and not to set any conditions on the payment of his variable compensation in respect of 2022 (amount at issue: €50k). This proposal was based on the quality of the handover between Vincent Paris and Cyril Malargé and the impossibility of determining meaningful quantitative or qualitative targets over a period of a month and a half. Payment of Vincent Paris' variable compensation for 2022 remains subject to approval at the General Meeting of Shareholders to be held in 2023.

Additional information concerning the situation following the end of Vincent Paris' appointment as Chief Executive Officer

After his appointment ended, Vincent Paris' employment contract came back into force. It had been suspended following his appointment as a company officer. During the following months, efforts to find him a permanent position within the organisation failed to reach an outcome satisfactory to both parties, and so they agreed on an amicable parting of ways through termination of his employment contract.

Vincent Paris left Sopra Steria Group effective 31 July 2022. A statutory payment of €621,864 was made upon termination of his employment contract, without any compensation being paid.

In addition, the Board of Directors decided, in a departure from normal practice and on an entirely exceptional basis, to remove the condition of continued employment applicable to the grant of 3,000 rights to free shares he was awarded on May 26, 2021. For information about the factors leading to this decision and an assessment of the benefit granted, please refer to Section see Section 5 "Additional information about resolutions passed with a majority of less than 80% at the General Meeting of 1 June 2022" of Chapter 8 "Additional information" of this Universal Registration Document, page 318 to 319.

OVERVIEW OF COMPENSATION, OPTIONS AND SHARES GRANTED TO CYRIL MALARGÉ, CHIEF EXECUTIVE OFFICER SINCE 1 MARCH 2022 (TABLE 1 – AFEP-MEDEF CODE OF CORPORATE GOVERNANCE FOR LISTED COMPANIES, DECEMBER 2022)

	2021	2022
Compensation awarded in respect of the financial year	-	€705,000
Value of stock options granted during the financial year	-	-
Value of performance shares granted during the financial year	-	€435,150
Value of other long-term compensation plans	-	-
TOTAL	**-**	**€1,140,150**

STATEMENT SUMMARISING THE COMPENSATION OF CYRIL MALARGÉ, CHIEF EXECUTIVE OFFICER SINCE 1 MARCH 2022 (TABLE 2 – AFEP-MEDEF CODE OF CORPORATE GOVERNANCE FOR LISTED COMPANIES, DECEMBER 2022)

(in millions of euros)	2021		2022	
	Amount awarded	Amount paid	Amount awarded	Amount paid
Fixed compensation	-	-	€450,000	€377,080
Annual variable compensation	-	-	€245,700	-
Exceptional compensation	-	-	-	-
Compensation allotted in respect of directorship (L. 22-10-14)	-	-	-	-
Benefits in kind	-	-	€9,300	€9,300
TOTAL	**-**	**-**	**€705,000**	**€386,380**

Cyril Malargé was appointed Chief Executive Officer with effect from 1 March 2022.

The relative proportions of fixed and variable compensation in the annual compensation awarded to the Chief Executive Officer (excluding benefits in kind) were 65% and 35%, respectively.

CALCULATION OF 2022 ANNUAL VARIABLE COMPENSATION

Criteria	Type	Potential amount as % of AVC[1]	Potential amount in €	Threshold	Target	Ceiling	Achieved	Amount awarded in €
Consolidated operating margin	Quantifiable	45.0%	€121,500	8.5%	9.0%	N/D [2]	8.9%	€97,200
Consolidated revenue growth	Quantifiable	30.0%	€81,000	4.0%	6.0%	N/D [2]	7.6%	€81,000
Qualitative targets related to the assumption of duties as Chief Executive Officer	Qualitative	15.0%	€40,500	N/A [3]	N/A [3]	N/D [2]	Target 100% achieved	€40,500
Progress towards meeting the 2025 target for the proportion of women in senior management positions	Qualitative	5%	€13,500	N/A [3]	N/A [3]	N/D [2]	Target 100% achieved	€13,500
Progress towards meeting the target for reducing direct GHG [4] emissions per employee (SBTi III) [5]	Qualitative	5%	€13,500	N/A [3]	N/A [3]	N/D [2]	Target 100% achieved	€13,500
TOTAL		**100%**	**€270,000**					**€245,700**

(1) AVC: Annual variable compensation.
(2) N/D: Not defined.
(3) N/A: Not applicable.
(4) Greenhouse gas.
(5) Science Based Targets initiative.

Performance criteria were applied as anticipated at the time they were determined on 23 February 2022. No compensation is due at the threshold; the amount due is calculated on a linear basis between the threshold and the target.

Total compensation is in keeping with the compensation policy and contributes to the Company's long-term performance. It provides an incentive to drive profitable growth based on shifting the Group's services toward higher-value offerings.

Qualitative targets incentivised the executive to take a medium-term view by improving how efficiently the Group is organised and taking account of corporate responsibility requirements.

The Compensation Committee, taking into account the opinion of the Nomination, Governance, Ethics and Corporate Responsibility Committee, noted that the Company is on track to achieve its targets in relation to greenhouse gas emissions (see Section 3.4, "Optimising resource consumption and reducing greenhouse gas emissions" of Chapter 4, "Corporate responsibility" of this Universal Registration Document, pages 137 to 142) and the proportion of women in senior management positions (see Section 2.7.1, "Gender equality policy" of Chapter 4, "Corporate responsibility" of this Universal Registration Document (pages 123 to 125); it thus considered the corresponding qualitative targets to have been 100% achieved. After hearing a presentation of the results and the recommendation by the Chairman of the Board of Directors, the Committee also considered the target related to the appointment of Cyril Malargé to have been 100% achieved.

2023072603057

STATEMENT OF COMPENSATION RECEIVED BY NON-EXECUTIVE COMPANY OFFICERS (TABLE 3 – AFEP-MEDEF CODE OF CORPORATE GOVERNANCE FOR LISTED COMPANIES, DECEMBER 2022)

(amounts rounded to the nearest euro)	2021 Amount awarded	2021 Amount paid	2022 Amount awarded	2022 Amount paid
Astrid Anciaux (appointed by the shareholders at the General Meeting of 26 May 2021)				
Compensation allotted in respect of directorship	€8,876	€13,867	€20,134	€8,876
Other compensation	-	-	-	-
Hélène Badosa				
Compensation allotted in respect of directorship (reversion to a trade union)	€26,266	€23,809	€27,277	€26,266
Other compensation	-	-	-	-
André Einaudi				
Compensation allotted in respect of directorship	€20,710	€4,622	€16,107	€20,710
Other compensation	-	-	-	-
David Elmalem				
Compensation allotted in respect of directorship	€20,710	€4,623	€20,134	€20,710
Other compensation	-	-	-	-
Michael Gollner				
Compensation allotted in respect of directorship	€48,581	€49,380	€44,953	€48,581
Other compensation	-	-	-	-
Éric Hayat				
Compensation allotted in respect of directorship	€34,599	€36,455	€34,034	€34,599
Other compensation	-	-	-	-
Noëlle Lenoir				
Compensation allotted in respect of directorship	€25,340	€6,934	€23,526	€25,340
Other compensation	-	-	-	-
Éric Pasquier				
Compensation allotted in respect of directorship	€37,659	€38,243	€39,936	€37,659
Other compensation	-	-	-	-
Jean-Luc Placet				
Compensation allotted in respect of directorship	€42,006	€42,838	€41,177	€42,006
Other compensation	-	-	-	-
Sylvie Rémond				
Compensation allotted in respect of directorship	€28,117	€25,057	€37,178	€28,117
Other compensation	-	-	-	-
Marie-Hélène Rigal-Drogerys				
Compensation allotted in respect of directorship	€60,258	€61,499	€59,738	€60,258
Other compensation	-	-	-	-
Jean-François Sammarcelli (term of office ended at the close of the General Meeting on Wednesday, 1 June 2022)				
Compensation allotted in respect of directorship	€44,007	€45,386	€28,049	€44,007
Other compensation	-	-	-	-
Jessica Scale				
Compensation allotted in respect of directorship	€34,599	€36,455	€34,034	€34,599
Other compensation	-	-	-	-
Sopra GMT				
Compensation allotted in respect of directorship	€41,080	€43,598	€40,791	€41,080
Other compensation	-	-	-	-
Yves de Talhouët (appointed at the General Meeting on Wednesday 1 June 2022)				
Compensation allotted in respect of directorship	-	-	€6,041	-
Other compensation	-	-	-	-
Other terms of office ended before 2022				
Compensation allotted in respect of directorship	-	€39,290	-	-
Other compensation	-	-	-	-
TOTAL	**472,808**	**€472,056**	**€473,109**	**€472,808**

The difference between the total amount of compensation stated in Article L. 225-45 of the French Commercial Code to be allocated for 2021 and 2022 (€500,000) and the totals shown in the table above is due to the amount awarded to Pierre Pasquier in respect of his role as Director (€27,192 in 2021 and €26,891 in 2022). These amounts are shown in Table 2, "AFEP-MEDEF Code of Corporate Governance for Listed Companies, December 2022".

It should also be noted that:

- as regards Sopra GMT, a legal entity serving as a Director, the implementation of the tripartite framework agreement for assistance entered into between Sopra GMT, Sopra Steria Group and Axway Software in 2011 resulted in the invoicing to Sopra Steria Group by Sopra GMT of a net amount of €1,309,924 excluding VAT (see Section 1.1.5 of this chapter and the Statutory Auditors' special report on related-party agreements provided at the end of Chapter 6 - "2022 parent company financial statements" of this Universal Registration Document (pages 292 to 293);
- Éric Hayat Conseil, a company controlled by Éric Hayat, provided consulting services for business development in strategic operations, billed in the amount of €181,000 excluding VAT under an agreement renewed in October 2018 (see Section 1.1.7 of this chapter and the Statutory Auditors' special report on related-party agreements provided at the end of Chapter 6 - "2022 parent company financial statements" of this Universal Registration Document (pages 292 to 293).

SHARE SUBSCRIPTION AND PURCHASE OPTIONS GRANTED TO EACH EXECUTIVE COMPANY OFFICER DURING THE FINANCIAL YEAR (TABLE 4 – AFEP-MEDEF CODE OF CORPORATE GOVERNANCE FOR LISTED COMPANIES, DECEMBER 2022)

None.

SHARE SUBSCRIPTION AND PURCHASE OPTIONS EXERCISED BY EACH EXECUTIVE COMPANY OFFICER DURING THE FINANCIAL YEAR (TABLE 5 – AFEP-MEDEF CODE OF CORPORATE GOVERNANCE FOR LISTED COMPANIES, DECEMBER 2022)

None.

PERFORMANCE SHARES AWARDED TO EACH EXECUTIVE COMPANY OFFICER DURING THE FINANCIAL YEAR (TABLE 6 – AFEP-MEDEF CODE OF CORPORATE GOVERNANCE FOR LISTED COMPANIES, DECEMBER 2022)

Name of executive company officer	Number and date of plan	Number of Sopra Steria Group shares in awards granted during the year	Value of shares according to the method used for the consolidated financial statements	Vesting date	Availability date	Performance conditions
Cyril Malargé	01/06/2022	3,000	€435,150	01/07/2025	01/07/2025	1) Sopra Steria Group's consolidated revenue growth in financial years 2022, 2023 and 2024 2) Consolidated operating profit on business activity as a percentage of the Sopra Steria Group's revenue in financial years 2022, 2023 and 2024 3) Sopra Steria Group's consolidated free cash flow for financial years 2022, 2023 in 2024 4) Proportion of women in senior management positions
TOTAL	-	**3,000**	**€435,150**	-		-

The performance share plan put in place by the Group in 2022 has the following features:

- for all recipients, the granting of shares is subject to the condition of continued employment at the end of the three-year vesting period. However, depending on the circumstances, this condition may be waived in whole or in part, in derogation of the foregoing and on an entirely exceptional basis (in practice fewer than 3% of departures under previous plans);
- the performance condition is based on three criteria, equally weighted at 30% each: organic consolidated revenue growth, consolidated operating profit on business activity (expressed as a percentage of revenue) and consolidated free cash flow;
- strict targets were set over the entire plan period (the year of allotment and the two following years). These targets were at least equal to any publicly disclosed guidance or, for targets expressed as a range, at least the minimum level of the guidance range disclosed. The average annual rate of achievement of targets will determine the number of free shares to which beneficiaries are entitled;
- an additional condition, focused on corporate responsibility and weighted at 10% of total vesting conditions, relates to the proportion of women in senior management positions within the Group (defined as the two highest echelons, levels 5 and 6), which must reach 20% by 31 December 2025.

The Chief Executive Officer, Cyril Malargé, was subject to the same rules as all the other recipients under the 2022 plan. He was also required to retain at least 50% of the shares acquired under this plan throughout his entire term of office. Cyril Malargé undertook not to hedge his performance shares until the holding period had expired.

2023072603058

PERFORMANCE SHARES NO LONGER SUBJECT TO A HOLDING PERIOD DURING THE FINANCIAL YEAR FOR EACH EXECUTIVE COMPANY OFFICER (TABLE 7 – AFEP-MEDEF CODE OF CORPORATE GOVERNANCE FOR LISTED COMPANIES, DECEMBER 2022)

None.

RECORD OF SHARE SUBSCRIPTION OR PURCHASE OPTIONS GRANTED – INFORMATION ON SHARE SUBSCRIPTION OR PURCHASE OPTIONS (TABLE 8 – AFEP-MEDEF CODE OF CORPORATE GOVERNANCE FOR LISTED COMPANIES, DECEMBER 2022)

None.

OVERVIEW OF PERFORMANCE SHARE GRANTS – INFORMATION ON PERFORMANCE SHARES (TABLE 9 – AFEP-MEDEF CODE OF CORPORATE GOVERNANCE FOR LISTED COMPANIES, DECEMBER 2022)

See Section 5.4 "Share-based payments" of Chapter 5, "2022 Consolidated Financial Statements" and Section 4.2.2 "Staff costs and employee benefits" of Chapter 6, "2022 Parent Company Financial Statements" of this Universal Registration Document (on pages 212 to 214 and 265 to 266, respectively).

STATEMENT SUMMARISING THE MULTI-YEAR VARIABLE COMPENSATION OF EACH EXECUTIVE COMPANY OFFICER (TABLE 10 – AFEP-MEDEF CODE OF CORPORATE GOVERNANCE FOR LISTED COMPANIES, DECEMBER 2022)

None.

EMPLOYMENT CONTRACTS, SUPPLEMENTARY PENSION PLANS, ALLOWANCES OR BENEFITS DUE ON THE CESSATION OF DUTIES OR A CHANGE IN DUTIES, NON-COMPETE CLAUSES (TABLE 11 – AFEP-MEDEF CODE OF CORPORATE GOVERNANCE FOR LISTED COMPANIES, DECEMBER 2022)

	Employment contract		Supplementary pension plan		Allowances or benefits due or likely to fall due as a result of the cessation of duties or a change in duties		Allowances for a non-compete clause	
Executive company officers	**Yes**	**No**	**Yes**	**No**	**Yes**	**No**	**Yes**	**No**
Pierre Pasquier Chairman Term of office began: 2018 Term of office ends: 2024		✓		✓		✓		✓
Cyril Malargé Chief Executive Officer Term of office began: 2022 Term of office ends: Indefinite	✓			✓		✓		✓

Cyril Malargé was appointed Chief Executive Officer with effect from 1 March 2022. He does not hold any position as a company officer outside the Group. By way of an exception to the AFEP-MEDEF Code, his employment contract was not terminated and remains in abeyance.

Cyril Malargé has spent much of his career with the Company, which he joined in September 2002. The criteria used to determine and structure his variable compensation remain similar to those used for the Company's senior managers.

At present, no commitments have been entered into by the Company with regard to termination benefits, a non-compete payment or a supplementary pension plan for Cyril Malargé. Cyril Malargé is not a member of the Board of Directors.

In light of his career within the Group, his length of service, his circumstances, his significant contributions and the components of his compensation, the decision not to terminate his employment contract still seems to be in the best interests of the Company. Any decision to terminate his employment contract would necessitate compensation (contractual termination pay). On the other hand, any disadvantages of holding Cyril Malargé's employment contract in abeyance until his term of office expires have not been identified. Should his contract be reinstated, he would be entitled to claim retirement bonuses or termination benefits, as applicable. The employment contract in abeyance is a standard Sopra Steria Group employment contract identical to that signed by Group employees. It is governed by the Syntec collective bargaining agreement with no special provisions or notice period adjustment, even concerning termination or a change in position. No special payments are provided for. As things stand, only standard legal rights (*droit commun*) would apply upon termination of the employment contract.

OTHER COMPANY OFFICERS

Other company officers	Employment contract (permanent)		Supplementary pension plan		Allowances or benefits due or likely to fall due as a result of the cessation of duties or a change in duties		Allowances for a non-compete clause		Amount paid in 2022
	Yes	Company	Yes	No	Yes	No	Yes	No	
Astrid Anciaux	✓	Sopra Steria Benelux		✓		✓		✓	€132,602
Hélène Badosa	✓	Sopra Steria Group SA		✓		✓		✓	€48,498
David Elmalem	✓	Sopra Steria Group SA		✓		✓		✓	€62,476
Éric Pasquier	✓	Sopra Banking Software		✓		✓		✓	€579,236

Board members may be linked to the Company or any of its subsidiaries by an employment contract if the link in question was established before the Board member became a company officer. It is mandatory for Directors representing the employees and for Directors representing employee shareholders.

3.2. Pay ratios

3.2.1. CHAIRMAN OF THE BOARD OF DIRECTORS

The average amount of annual compensation paid to the Chairman of the Board of Directors has not changed since 2011. In accordance with the recommendations of the AFEP-MEDEF Code, the full amount of this compensation has been fixed since 2017.

The chart below shows how the pay ratios provided for by French Ordinance 2019-1234 of 27 November 2019 have varied over time. It is the ratio of the Chairman of the Board of Directors' compensation to the average and median compensation of employees across the extended scope (average 87% of the workforce in France over the period).

CHAIRMAN – PAY RATIO

Ratio based on average compensation = $\frac{\text{Chairman's compensation}}{\text{Average compensation}}$

Ratio based on median compensation = $\frac{\text{Chairman's compensation}}{\text{Median compensation}}$

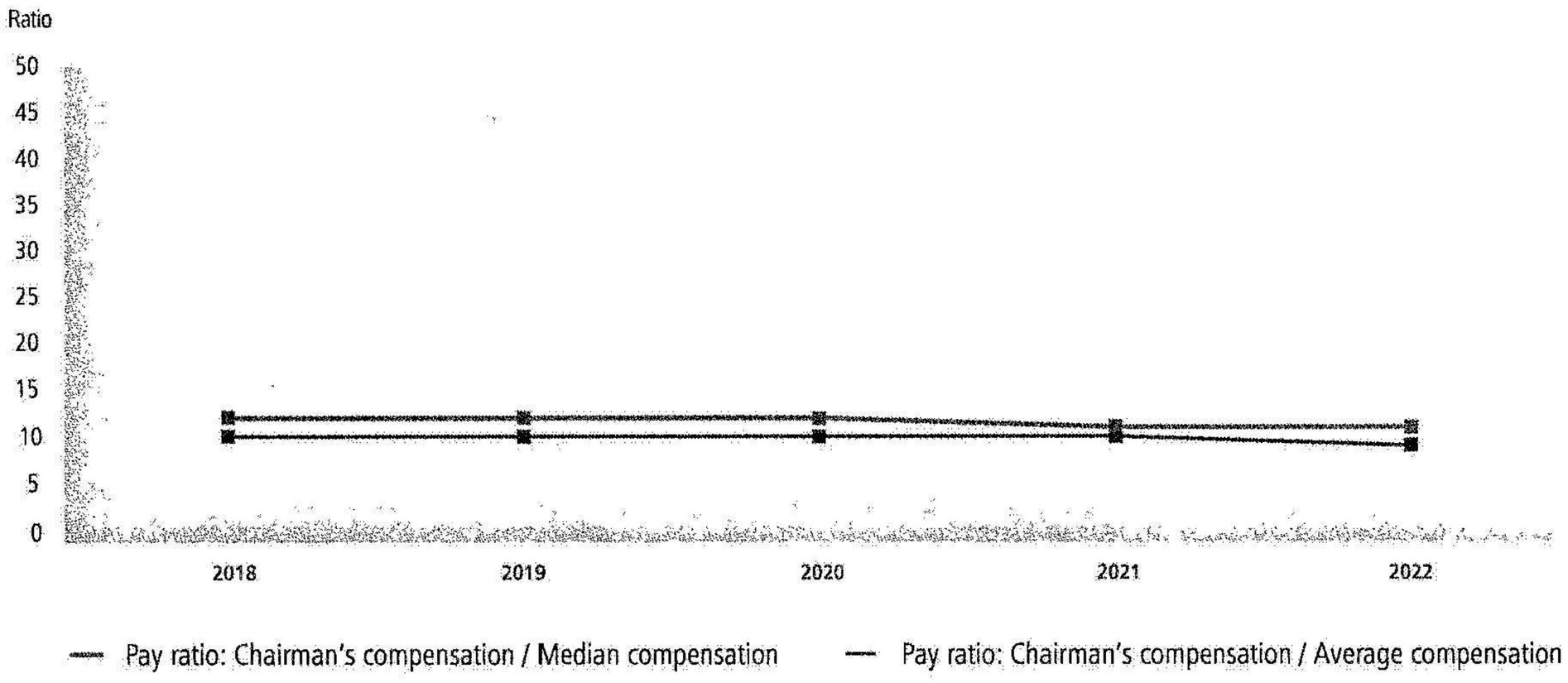

2023072603059

3.2.2. CHIEF EXECUTIVE OFFICER

The position of Chief Executive Officer was held by Vincent Paris for the financial years 2018 to 2021 and then by Cyril Malargé as of 1 March 2022.

For financial year 2018, the Compensation Committee noted the progress made by the Group in respect of cash flow in particular. It determined the extent to which qualitative targets had been met. The Committee also took into consideration the implications for the various stakeholders (employees and management, shareholders) of the shortfall between the operating margin on business activity and the target set at the beginning of the year. On completing its review, it concluded that the Group's financial performance was not sufficient to justify the payment of variable compensation. After due consideration, the Board of Directors approved the recommendation made by the Compensation Committee.

The Board of Directors decided on three performance share plans in 2016, 2017 and 2018 based on the authorisation given at the General Meeting of 22 June 2016. Vincent Paris was awarded 9,000 of the 325,500 rights allocated to all other recipients of these plans. These 9,000 rights resulted in the allocation of 5,794 shares. The vesting periods for the three plans were extended over about five years, from 24 June 2016 to 31 March 2021.

On 26 May 2021, the Board of Directors decided, under the authorisation given at the General Meeting of 12 June 2018, to allot 3,000 rights to performance shares to Vincent Paris and 2,500 to Cyril Malargé (out of a total of 219,200 such rights). The rules governing this plan state that the shares are to be delivered on 1 July 2024.

On 12 January 2022, the Board of Directors decided to appoint Cyril Malargé as Chief Executive Officer of the Sopra Steria Group effective 1 March 2022. Cyril Malargé's fixed annual compensation for this appointment was set at €450,000 as part of his taking office.

On 1 June 2022, the Board of Directors decided, under the authorisation given at the General Meeting of 26 May 2021, to allot 3,000 rights to performance shares (out of a total of 200,950 such rights) to Cyril Malargé. The rules governing this plan state that the shares are to be delivered on 1 July 2025.

The chart below shows how the pay ratios provided for by French Ordinance 2019-1234 of 27 November 2019 have varied over time. It presents:

- the change in the Company's performance, with the extent to which the quantifiable targets used to determine the Chief Executive Officer's variable compensation (financial performance of the Company) have been met serving as a proxy for the Company's performance;
- the change in the amount and composition of the Chief Executive Officer's total compensation;
- ratios calculated relative to the average and median compensation of employees across the extended scope (average 87% of the workforce in France over the period).

CHIEF EXECUTIVE OFFICER – PAY RATIO

The chart has been prepared using the ratio calculated across the extended scope.

Ratio based on average compensation = $\frac{\text{Chief Executive Officer's compensation}}{\text{Average compensation}}$

Ratio based on median compensation = $\frac{\text{Chief Executive Officer's compensation}}{\text{Median compensation}}$

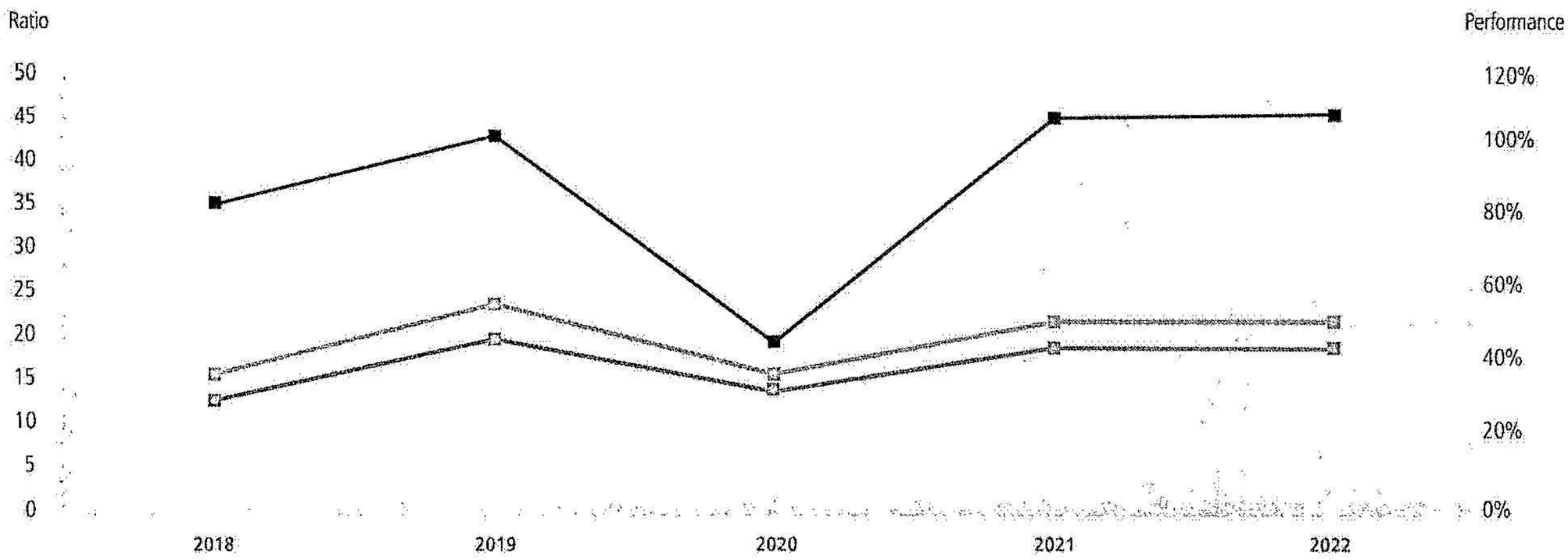

Standardised presentation of compensation paid to company officers

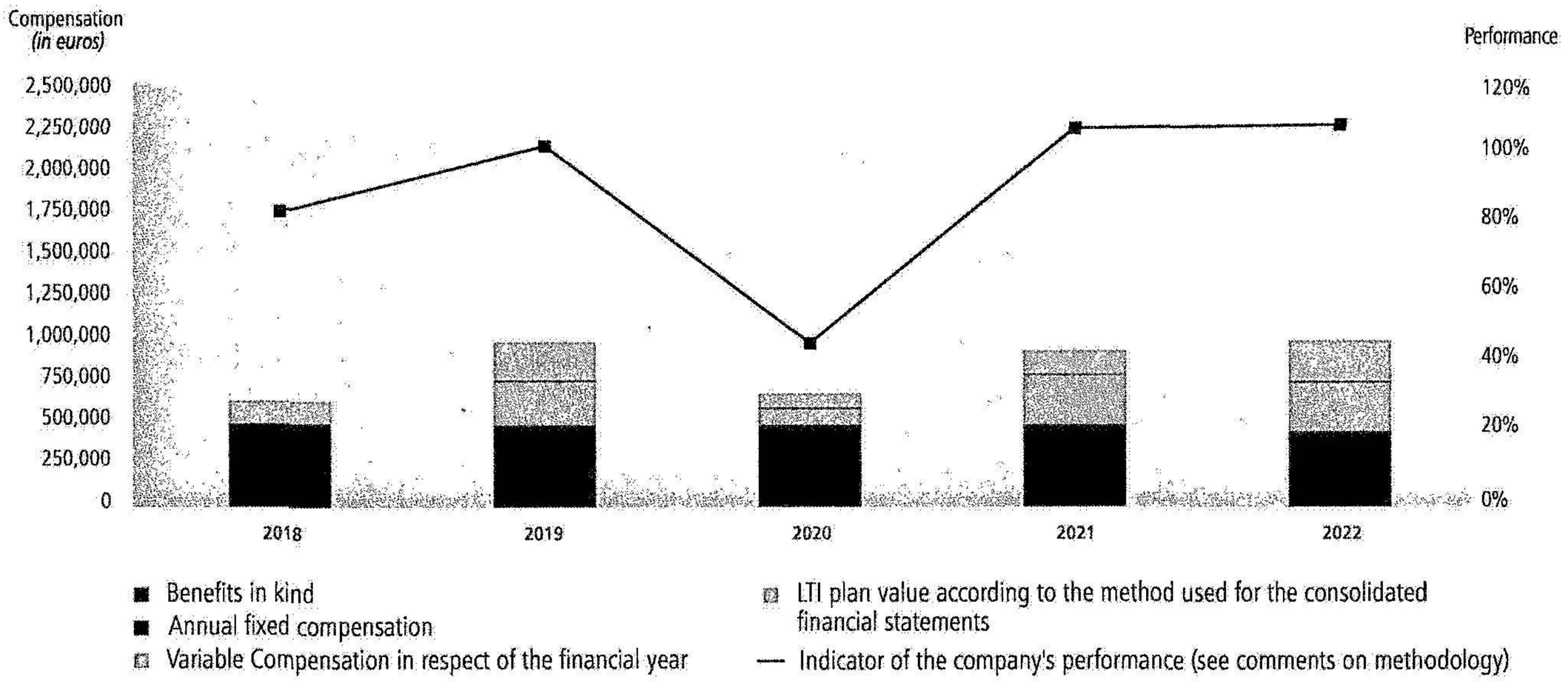

The apparent change in performance in 2020 was partly due to a methodology bias. One of the two quantitative targets (revenue growth) only had a target level, without a threshold. As such, it could not be partly achieved. Its value is 0, with a weighting of 50% in the performance assessment.

3.2.3. PAY RATIO TABLE

	2018	2019	2020	2021	2022
Chairman's compensation	€531,818	€535,880	€533,644	€532,892	€532,591
Compensation of the Chief Executive Officer	€646,847	€1,004,548	€692,946	€947,335	€1,009,075
Extended scope	**2018**	**2019**	**2020**	**2021**	**2022**
Average annual compensation	**€48,314**	**€49,833**	**€50,388**	**€50,287**	**€53,460**
Pay ratio: Chairman's compensation/Average compensation	11	11	11	11	10
Pay ratio: Chief Executive Officer's compensation/Average compensation	13	20	14	19	19
Median annual compensation	**€40,873**	**€42,595**	**€42,611**	**€43,285**	**€45,872**
Pay ratio: Chairman's compensation/Median compensation	13	13	13	12	12
Pay ratio: Chief Executive Officer's compensation/Median compensation	16	24	16	22	22
Sopra Steria Group SA	**2018**	**2019**	**2020**	**2021**	**2022**
Average annual compensation	**€47,642**	**€49,063**	**€49,719**	**€49,477**	**€52,448**
Pay ratio: Chairman's compensation/Average compensation	11	11	11	11	10
Pay ratio: Chief Executive Officer's compensation / Average compensation	14	20	14	19	19
Median annual compensation	**€40,357**	**€42,017**	**€42,072**	**€42,622**	**€45,025**
Pay ratio: Chairman's compensation/Median compensation	13	13	13	13	12
Pay ratio: Chief Executive Officer's compensation/Median compensation	16	24	16	22	22
Company performance	**2018**	**2019**	**2020**	**2021**	**2022**
Level of quantifiable targets achieved by the CEO	**85%**	**104%**	**47%**	**109%**	**110%**
Consolidated operating margin	7.5%	8.0%	7.0%	8.1%	8.9%
Organic consolidated revenue growth	4.9%	6.5%	-4.8%	6.4%	7.6%
Free cash flow	€173.1m	€229.3m	€203.5m	€266.4m	€287.2m

2023072603060

Comments on methodology:

Numerators of ratios

The Chairman's compensation corresponds to the amounts awarded as shown in the AFEP-MEDEF tables.

Vincent Paris' term of office as Chief Executive Officer ended on 28 February 2022. Cyril Malargé succeeded with effect from 1 March 2022. The Chief Executive Officer's compensation corresponds to the amounts allotted as shown in the AFEP-MEDEF tables (compensation of Vincent Paris until 2021, combined compensation of Vincent Paris and Cyril Malargé in 2022). Performance shares effectively delivered or deliverable subject to being with the Company at the end of the vesting period are redistributed over each of the financial years covered by the plan, depending on the extent to which the applicable performance conditions are met. For 2022, 94% of the rights attributable to the financial year in the outstanding plans were therefore counted at fair value at the time of the allocation. The rights taken into account were those allocated to Vincent Paris until 2021 and to Cyril Malargé from 2022.

Denominators of ratios

Average and median annual compensation paid to employees has been calculated on the basis of a population representing on average 87% of employees in France over the period. Temporary exclusions from the scope are due to technical difficulties in processing data over all of the past five financial years. For employees, compensation taken into account includes fixed and variable compensation and bonuses of any kind paid in the financial year as well as incentives and profit-sharing. For methodological reasons, it does not include performance share plans or matching employer contribution shares in connection with employee share ownership plans.

Company performance

The extent to which the quantitative targets used to determine the Chief Executive Officer's variable compensation have been met is used as a proxy for the Company's performance. These targets concern the Company's financial performance (operating profit on business activity and organic growth). The performance level is calculated relative to the target bestowing the right to 100% of variable compensation for the target achieved without taking account of the trigger thresholds used to calculate variable compensation (i.e. actual level/target level). The weighting of each of these criteria within the overall performance level is the same as the weighting used for the variable compensation of the Chief Executive Officer. Other data representative of performance are published data prepared in accordance with applicable standards at the time of publication.

Note: The Chief Executive Officer's variable compensation is linked not only to the Group's financial performance, but also to its non-financial performance. Section 2.7.1, "Gender equality policy" and Section 3.4, ""Optimising resource consumption and reducing greenhouse gas emissions" concerning actions to protect the environment, in Chapter 4, "Corporate responsibility" of this Universal Registration Document (on pages 123 to 125 and 137 to 142, respectively), report on the Group's performance in terms of corporate social responsibility. This performance is also reflected in the compensation paid to the Chief Executive Officer through one or more qualitative targets.

4 Result of the shareholder consultation on compensation paid to executive company officers (General Meeting of 1 June 2022)

RESULT OF THE SHAREHOLDER CONSULTATION ON THE CHAIRMAN'S COMPENSATION

		For		Against		Abstain
Resolution	**Ordinary General Meeting**	**Votes**	**%**	**Votes**	**%**	**Votes**
5	Approval of the fixed, variable and exceptional items of compensation making up the total compensation and benefits of any kind paid or allotted to Pierre Pasquier, Chairman of the Board of Directors, in respect of the financial year.	21,348,612	97.91%	454,921	2.08%	41,119
7	Approval of the compensation policy of the Chairman of the Board of Directors.	21,348,061	97.91%	455,599	2.09%	40,992

Result of the shareholder consultation on compensation paid to executive company officers (General Meeting of 1 June 2022)

RESULT OF THE SHAREHOLDER CONSULTATION ON THE CHIEF EXECUTIVE OFFICER'S COMPENSATION

		For		Against		Abstain
Resolution	**Ordinary General Meeting**	**Votes**	**%**	**Votes**	**%**	**Votes**
6	Approval of the fixed, variable and exceptional items of compensation making up the total compensation and benefits of any kind paid or allotted to Vincent Paris, Chief Executive Officer, in respect of the financial year	14,233,147	65.16%	7,609,357	34.83%	2,148
8	Approval of the compensation policy for the Chief Executive Officer	20,013,865	91.62%	1,828,406	8.37%	2,381

Resolution 6 – "Approval of the fixed, variable and exceptional items of compensation making up the total compensation and benefits of any kind paid or allotted to Vincent Paris, Chief Executive Officer, in respect of the financial year" – was passed with 65.1% of votes in favour. As a reminder, the ex-ante vote on the compensation policy for the Chief Executive Officer at the previous General Meeting was 95.25% in favour.

This voting result reflects at least to some degree reservations on the decision to maintain the rights to performance shares awarded on 26 May 2021 to Vincent Paris, beyond the prorated proportion over the vesting period elapsed until the end of his term of office as Chief Executive Officer.

These rights remain subject to the conditions applicable to performance in 2021, 2022 and 2023, which have been set at demanding levels for all recipients under the plan. The benefit granted to Vincent Paris is thus proportionate in consideration for his commitment, his achievements and his desire to continue to support the Group's future development in every possible way. It should be noted that, after graduating from the École Polytechnique in 1987, Vincent Paris spent his entire career within Sopra Steria Group and companies having merged with Sopra Steria Group.

Under the plan rules, the continued employment condition is met provided the recipient is an employee or executive company officer of a Group company. The following table assesses the benefit awarded to Vincent Paris on that basis, taking into account the average performance level for plans that have expired to date (namely the 2016, 2017 and 2018 plans).

Rights	**Maximum number**	**Estimate based on the fair value upon award**	**Estimate after applying the average performance rate for LTI* plans**	**% of 2021 fixed and variable compensation**
Initial award	3,000	€408,180	€262,745	32%
Prorated vesting period	1,144	€155,653	€100,194	12%
Prorated performance measurement period	1,580	€214,975	€138,379	17%
Decision to maintain rights	3,000	€408,180	€262,745	32%

** The average performance rate of mature LTI plans (for the 2016, 2017 and 2018 plans) was 64.37%.*

The Board of Directors took into account the fact that this exceptional decision to maintain rights was not accompanied by any benefit awarded in respect of the end of Vincent Paris' term of office. Vincent Paris was not protected by any guarantees, any non-compete clause paying compensation or any supplementary pension plan.

In addition, the statutory payment to Vincent Paris for termination of his employment contract could have been brought forward to the date of his appointment as Chief Executive Officer, in accordance with Recommendation 23.1 of the AFEP-MEDEF Code ("When an employee becomes a company officer, it is recommended to terminate his or her employment contract with the company or with a group company, whether through contractual termination or resignation").

2023072603061

5 Departures from the guidelines set forth in the AFEP-MEDEF Code

At its meeting of 22 February 2023, the Board of Directors noted the following departures from the guidelines set forth in the AFEP-MEDEF Code after hearing the report of the Nomination, Governance, Ethics and Corporate Responsibility Committee:

Recommendations in the AFEP-MEDEF Code	Sopra Steria Group practices and rationale
Operation of the Board of Directors	
Recommendation 11.3. *It is recommended that at least one meeting be held each year without any executive company officers present.*	During financial year 2022, no meetings of the Board of Directors were held fully in the absence of the Chief Executive Officer. The Chief Executive Officer is not a Director. He does not take part in discussions on the evaluation of his performance, the setting of his targets or his compensation in general.
Status of and compensation payable to company officers	
Recommendation 24. *The Board of Directors shall set a minimum number of shares that executive company officers must hold in registered form until the end of their term of office.*	The Board of Directors has not, to date, fixed the number of shares that must be held and registered in the name of the Chairman of the Board of Directors who co-founded of the Company. Shares held directly or indirectly through Sopra GMT by the Chairman in a personal capacity or by the Chairman's family group make up more than 10% of the Company's share capital.
Recommendation 23.1. *When an employee becomes a company officer, it is recommended to terminate his or her employment contract with the company or with a group company, whether through contractual termination or resignation.*	▪ By way of an exception to the AFEP-MEDEF Code, the Chief Executive Officer's employment contract was not terminated. This contract will remain in abeyance until the end of his term of corporate office. ▪ Cyril Malargé, who was appointed as Chief Executive Officer on 1 March 2022, has been with the Group for almost 20 years. In light of his career within the Group, his length of service, his circumstances, his significant contributions and the components of his compensation, the decision not to terminate his employment contract still seems to be in the best interests of the Company. Any decision to terminate his employment contract would also necessitate compensation. On the other hand, any disadvantages of holding Cyril Malargé's employment contract in abeyance until his term of corporate office expires have not been identified. Should his contract be reinstated, he would be entitled to claim retirement bonuses or termination benefits, as applicable. The employment contract in abeyance is a standard Sopra Steria Group employment contract identical to that signed by Group employees and governed by the Syntec collective bargaining agreement with no special provisions or notice period adjustment, even concerning termination or a change in position. No special payments are provided for. As things stand, only standard legal rights (*droit commun*) would apply upon termination of the employment contract.

3 CORPORATE GOVERNANCE

20230726030062

4. Corporate responsibility

1.	**Sopra Steria's corporate responsibility strategy**	**103**
1.1.	Sopra Steria's corporate responsibility approach: Seven key commitments aligned with the United Nations Sustainable Development Goals (SDGs)	103
1.2.	Corporate responsibility governance: A structured, robust organisation aligned with the Group's strategic goals	104
1.3.	Approach enriched through ongoing dialogue with our stakeholders	107
1.4.	Our corporate responsibility roadmap	108
2.	**Social responsibility: A committed and responsible Group**	**114**
2.1.	Governance	114
2.2.	Responsible employment priorities	114
2.3.	Employment policy for professional excellence	116
2.4.	Regional impact	116
2.5.	Attracting and retaining more talent	117
2.6.	Maintaining and developing skills	120
2.7.	Diversity and equal opportunity	122
2.8.	Health, safety and working conditions	128
2.9.	Labour relations	129
3.	**Environmental responsibility: Beyond climate action and net-zero emissions**	**130**
3.1.	Environmental strategy	130
3.2.	Seven priority areas of action	133
3.3.	Incorporating climate risks and opportunities into the Group's strategy	135
3.4.	Optimising resource consumption and reducing greenhouse gas emissions	137
3.5.	Including environmental sustainability in our service offering	143
3.6.	Green taxonomy (Regulation (EU) 2020/852 of 18 June 2020)	146
3.7.	Outlook	153
4.	**Commitments to society**	**154**
4.1.	Put our values into effect and ensure the compliance of our actions	154
4.2.	Implementing responsible purchasing	157
4.3.	Helping our clients with their sustainability programmes	158
4.4.	Data protection and secure operations	161
4.5.	Our community engagement initiatives	162
4.6.	Duty of vigilance and vigilance plan	165
5.	**Methodological note**	**166**
6.	**SDG/Global Compact/GRI/TCFD-CDSB cross-reference table**	**168**
7.	**Workforce and environmental indicators**	**171**
	Summary of workforce indicators	171
	Summary of environmental indicators	178
8.	**Report by the independent third party on the verification of the consolidated statement of non-financial performance presented in the Management Report**	**183**

Message from the Chief Executive Officer



Cyril Malargé
Chief Executive Officer

"Building a brighter future for everyone and protecting the environment are central to our commitments"

We have faced one health, energy and social crisis after another, with geopolitical tensions exacerbating the situation, and now we urgently need to embark on the most universally acceptable environmental transition possible.

These are huge challenges. The changes they necessitate are opening up plenty of opportunities, and the transformations will go so deep that they will require integrity, resolve, a commitment to high standards and, lastly, decision-making and actions in good faith.

In 2022, Sopra Steria addressed these challenges head-on, applying the strengths of a Group that had long been committed to responsibility and sustainability. We have worked with and achieved progress with all our stakeholders. Our employees are the bedrock of our strength and our ability to get things done. Our clients are the reason why we innovate and embrace change. With our partners, we are developing tech-driven solutions to create a more sustainable world. We are taking our suppliers with us on our journey, and our shareholders are firmly behind our corporate project.

Building a brighter future for everyone and protecting the environment are central to our commitments. Alongside our stakeholders, we are focused on creating sustainable, shared value.

These key social, environmental, ethical and solidarity-based commitments, which we present in this report, crystallise the Group's corporate responsibility vision and action agenda.

We provide support for and empower our talented people so they can forge their own way as part of a collective drive for a fairer, more inclusive and sustainable world. Sopra Steria is deeply committed to diversity, inclusion and education and works hard to deliver equal opportunities at every level of the organisation that will help our Group forge ahead.

Our employees are at the forefront of our strategy. We must enable them to give the best of themselves, and offer them the opportunity to develop in their own way, as part of a team that gives them a sense of purpose to what they do within our Group.

The climate emergency, environmental protection and biodiversity are no longer optional extras. We need to step up our existing efforts and rally everyone behind these causes – in our ecosystem and beyond.

We are among the climate action pioneers in our industry. To double down on climate, we have embraced the highest international standards in a highly transparent manner, and have been encouraged to take this even further by the recognition we have gained for our efforts. We are proud to appear on the CDP's A List for the 6th year in a row, to be the number 1-rated French business in our industry in the Financial Times' list of Europe's Climate Leaders, and to rank in 2nd place among all French businesses, all sectors combined in Le Point's ESG league table.

As well as mitigating our own environmental impacts arising from our operations, we are speeding up efforts to integrate environmental and climate issues into our value proposition so we can enhance our clients' sustainability. Given the impact digital technology has on society and the economy, this represents a major goal for digital players such as Sopra Steria, which supports the transformation programmes of Europe's leading organisations.

Our corporate responsibility-based values and principles are also reflected in the helping hand we provide for communities weakened by crises and facing the prospect of even greater inequalities with the accelerating digitalisation of the economy.

As a leading player in the European tech industry, we have a duty to act responsibly and help lay the foundations for a more sustainable future.

Foreword

For this fifth annual Statement of Non-Financial Performance (SNFP), Sopra Steria is publishing in its Universal Registration Document (formerly known as the Registration Document) a Corporate Responsibility Report including information relevant to the key non-financial risks to which the Group is exposed (workforce-related, environmental and social information and information relating to human rights and the prevention of corruption and tax evasion). In addition to the information that is required to be included as a mandatory part of the SNFP, this document voluntarily includes all useful and important workforce-related, environmental and social information under the banner of Sopra Steria's corporate responsibility programme. A description of the Group's business model is set out in the "Business model and value chain" section of the integrated presentation of Sopra Steria that forms part of this Universal Registration Document (pages 10 and 11). Key risks, methodology and policies, procedures and actions associated with managing and controlling those risks, including nonfinancial risks, are set out in Chapter 2 of this Universal Registration Document (pages 39 to 52).

2023072603063

Sopra Steria's corporate responsibility strategy

Sopra Steria's corporate responsibility strategy and associated programme of actions are rooted in the Group's values and convictions and underpinned by a high level of commitment from senior management and all Group managers and employees.

Our aim is to help create a more sustainable world by working together with all our stakeholders.

Our corporate responsibility approach is underpinned by the mission Sopra Steria set for itself: "Together, building a positive future by making digital work for people"

We firmly believe that digital technology can create opportunity and progress for all. When closely linked to humanity, it creates a virtuous circle that benefits society as a whole. Sopra Steria has chosen to be a "contributor" company involved in building a sustainable world in which everyone has a part to play.

We see our contribution as sustainable, human-centred and guiding.

Sustainable: We see our actions – whether in running our businesses or helping with the digital transformation of our clients – as part of a long-term approach. Our approach in support of a more sustainable world encompasses all our environmental, social, ethical and inclusive commitments.

Human-centred: Our activities are focused on implementing projects that foster digital inclusion, equal opportunity and social open-mindedness. For a number of years now, we have been committed to education for young people, inclusion for people with disabilities and professional development for women.

Guiding: Our contribution is rooted in our ability to anticipate, understand and translate the challenges posed by digital technology so as to be able to better assess their impacts on everyday life. We are thus able to help our clients meet their own sustainability challenges. We work with our stakeholder community and contributing to the debate on the impact of digital technology on society in order to inform our work on the responsible use of digital technology.

This strategy is based on our commitment to the United Nations Global Compact and on the materiality analysis that we use to assess the sustainability challenges faced by the Group.

1.1. Sopra Steria's corporate responsibility approach: Seven key commitments aligned with the United Nations Sustainable Development Goals (SDGs)

Drawing on the Group's business model (see the "Integrated presentation of Sopra Steria" section of this Universal Registration Document on pages 10-11) and the changing expectations of its stakeholders, Sopra Steria has defined seven key corporate responsibility commitments in respect of its materiality matrix updated in 2022:

1. Being a leading employer that attracts the best talent and promotes positive labour relations, diversity and equal opportunity.
2. Being a long-lasting, strategic partner for our clients, meeting their needs as effectively as possible by providing them with the best technology as part of a responsible and sustainable value-creating approach.
3. Achieving net-zero emissions, protecting resources and helping combat climate change.
4. Working with an expanded business ecosystem to collectively address key social issues that affect us all.
5. Establishing ongoing constructive and transparent dialogue with our stakeholders.
6. Acting ethically in our day-to-day operations and across all our business activities.
7. Supporting local communities by stepping up our community engagement initiatives, notably in the area of digital inclusion.

Sopra Steria: Founding partner of Forum de l'Engagement

In 2022, our commitment to being a responsible and engaged company led to the Group becoming the founding partner of Forum de l'Engagement. When it comes to meeting the economic, social and environmental challenges facing the world, businesses and their employees are in the front line.

Sopra Steria is proud to be the founding partner of Forum de l'Engagement, an initiative that aims to highlight and promote efforts by institutions and businesses to transition social, environmental and governance models towards a fairer and more responsible world.

The Forum's member companies and organisations are committed to tangible action in six areas: fair, innovative and responsible economics, finance and industry; a more inclusive society; an effective ecological strategy; more socially and environmentally efficient regions; protecting human rights; and governance and responsible reporting.

As a major player in the tech sector and an advocate for the responsible use of digital technology, we are keen to play our part in building a more ethical and inclusive digital society by sharing our experience with all Forum members.

The 10 Principles of the Global Compact and the Sustainable Development Goals

We place great importance on ensuring that our corporate responsibility approach and the related initiatives are aligned with the UN Global Compact's Ten Principles and with the Sustainable Development Goals.

As a signatory to the United Nations Global Compact (in the Global Compact Advanced reporting category), the Group supports the Global Compact's commitments in relation to human rights, international labour standards, the environment and anti-corruption.

The Group directly and indirectly contributes to the United Nations' 17 Sustainable Development Goals (SDGs), and more specifically:

- SDGs 9, 11, 12, 13 and 16 through its core business activities;
- SDGs 1, 2, 3, 4, 5, 6, 8, 10, 14, 15 and 17 through its voluntary initiatives (see "Integrated presentation of Sopra Steria", page 9).

In addition to our seven commitments, we have defined three ESG (1) priorities for 2023 as part of our roadmap. The related policies and their main results are presented in the corresponding sections of this Universal Registration Document.

1.2. Corporate responsibility governance: A structured, robust organisation aligned with the Group's strategic goals

A dedicated governance structure coordinates implementation of policy and associated improvement plans.

The Chief Executive Officer, in conjunction with the Chairman of the Board of Directors, oversees the Group's corporate responsibility strategy, notably in relation to social, environmental and ethical issues. He chairs the Group's Executive Committee, which lays down operational guidelines in these areas. The Chief Executive Officer's compensation takes into account several criteria linked to corporate responsibility.

The Deputy Chief Executive Officer oversees the Group's corporate responsibility programmes. He represents the Group in dealings with major government and industry bodies touching on these issues and on key committees overseeing corporate responsibility. That being the case, he chairs the Corporate Responsibility Committee and the Corporate Responsibility Advisory Board, both of which are described later in this document. In conjunction with the Corporate Responsibility and Sustainable Development (CR&SD) Director, he oversees analysis of risks and opportunities relating to corporate responsibility issues. See Chapter 2, Section 1, "Risk factors" (pages 40-46).

The CR&SD Director acts as the Group's Chief Sustainability Officer. As a member of the Group's Executive Committee since 2020, she manages the Group's corporate responsibility programme and her compensation takes into account targets linked to performance under this programme. Governance of corporate responsibility is structured around this Group department and four interdependent units: Environment, Workforce, Market and Community.

1.2.1. GROUP CORPORATE RESPONSIBILITY AND SUSTAINABLE DEVELOPMENT (CR&SD) DEPARTMENT

Reporting directly to Executive Management, the Corporate Responsibility and Sustainable Development (CR&SD) Department implements the framework governing the Group's corporate responsibility strategy, drawn up with Executive Management. It coordinates action plans, manages reporting, and analyses and assesses performance. It is supported by the relevant departments and divisions and a network of representatives within each entity.

Its role is, in particular, to help entities take account of corporate responsibility goals and manage risks so as to:

- structure policies;
- define shared indicators to improve the consistency and coordination of the corporate responsibility strategy.

Each year, the strategy, issues and key achievements relating to corporate responsibility are presented for discussion to the Nomination, Governance, Ethics and Corporate Responsibility Committee of the Board of Directors.

The governance structure ensures that corporate responsibility is:

- aligned with strategy and coordinated at the Group's highest level;
- rolled out internationally across all business lines;
- tailored to local and business-line-specific needs;
- coordinated to ensure that Group policies gain appropriate local buy-in.

1.2.2. CORPORATE RESPONSIBILITY ADVISORY BOARD (CR ADVISORY BOARD)

The purpose of the Corporate Responsibility Advisory Board is to provide external feedback on the various components of the Group's corporate responsibility approach. It consists of five external experts and key Group managers with responsibility for business units and major issues. This Board met twice in 2022.

Topics discussed in 2022 include the following:

- Europe's new Sustainable Finance Disclosure Regulation (SFDR);
- climate change and the challenges it presents for Sopra Steria;
- SBTi's new Net-Zero Standard

(1) ESG: Environmental, Social and Governance

In 2022, the Advisory Board's membership included the following five independent experts:

20230726030064

Patrick Bourdet – Member of the CR Advisory Board since 2018

Nationality: French

Biography: Patrick Bourdet, former founder and Chairman and CEO of Areva Med, an executive consultant and coach working with educational and child welfare bodies.

Jan Corfee-Morlot – Member of the CR Advisory Board since 2021

Nationality: American

Biography: Dr Jan Corfee-Morlot is an expert in environmental and climate issues. Having previously headed up the OECD's environment and climate development programme and served as lead author for the Intergovernmental Panel on Climate Change (IPCC), Dr Jan Corfee-Morlot is now a Senior Advisor to the New Climate Economy project at the World Resources Institute (WRI) and editor of the journal Climate Policy.

Mark Maslin – Member of the CR Advisory Board since 2011

Nationality: British

Biography: Mark Maslin, Professor of Climatology at University College London (UCL), is an expert in climate change who has authored numerous academic papers and books on the climate crisis.

Frédéric Tiberghien - Member of the CR Advisory Board since 2008

Nationality: French

Biography: Frédéric Tiberghien, an honorary member of France's Council of State, Chairman of FAIR (formerly Finansol; merged with Impact Investment Lab in June 2021) and Honorary Chairman of ORSE, a French CSR think tank. He is a member of the AMF's Consultative Commission on Retail Investors.

Marie-Ange Verdickt – Member of the CR Advisory Board since 2012

Nationality: French

Biography: Marie-Ange Verdickt, the former Director of Research and Socially Responsible Investment at La Financière de l'Échiquier, is a company director working with institutions that champion social development.

1.2.3. CORPORATE RESPONSIBILITY GOVERNANCE STRUCTURE

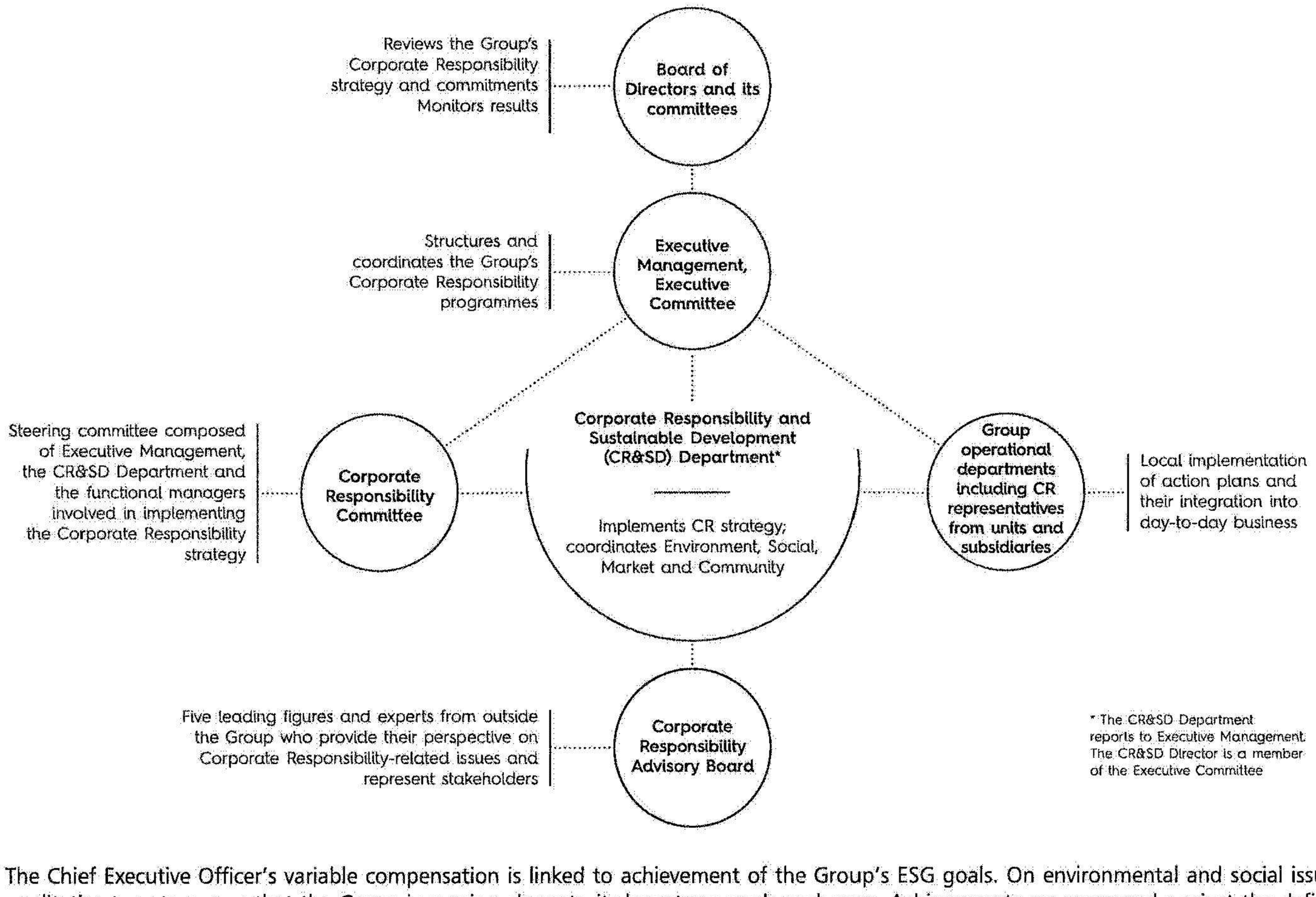

The Chief Executive Officer's variable compensation is linked to achievement of the Group's ESG goals. On environmental and social issues, qualitative targets ensure that the Group is moving closer to its long-term goals each year. Achievements are measured against the defined trajectory towards these goals.

In addition, the Chief Executive Officer and some of the Group's senior managers are eligible for three-year performance share plans, which are also linked to achievement of an ESG target.

1.2.4. LONG-STANDING COMMITMENT

The Group's commitment to progressing its corporate responsibility programmes goes back more than 20 years.

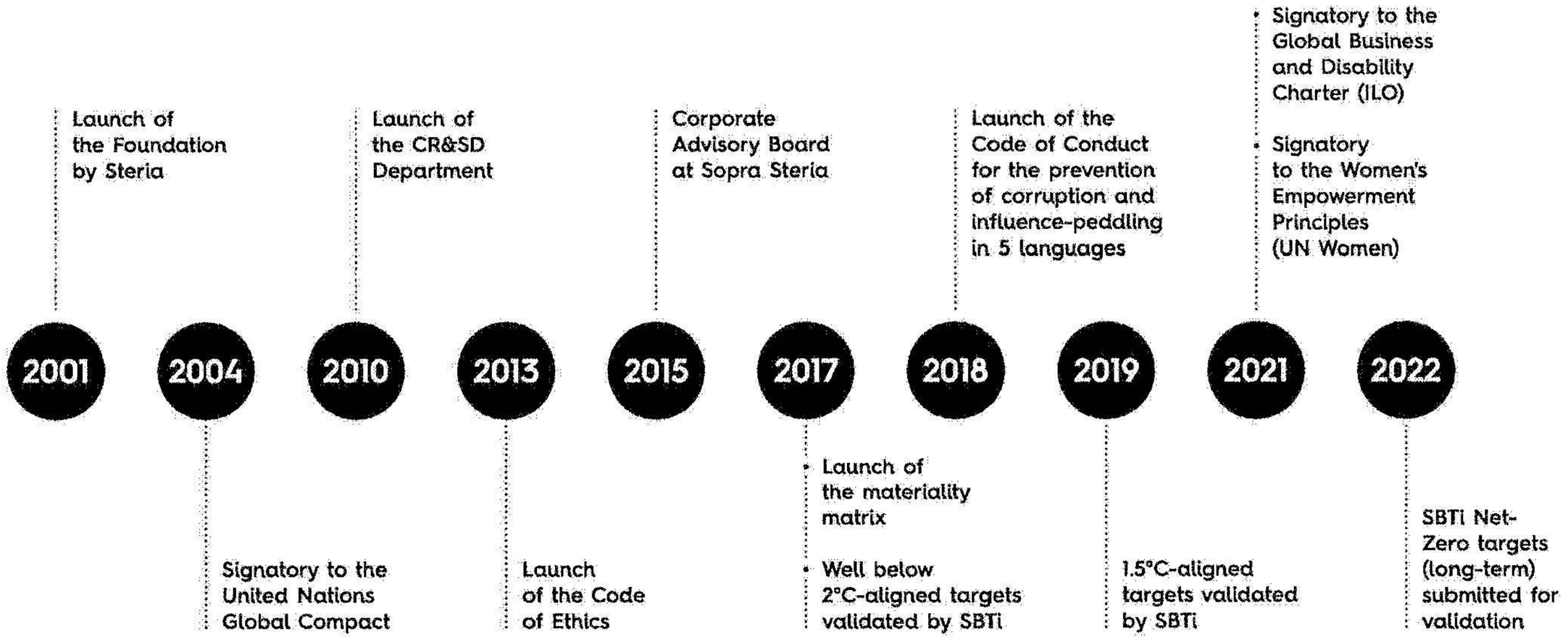

2023072603065

1.3. Approach enriched through ongoing dialogue with our stakeholders

1.3.1. BROAD BUSINESS ECOSYSTEM OF STAKEHOLDERS

We need to show all of our stakeholders (which include our customers, employees, job applicants, shareholders, investors, partners, suppliers and civil society) that our commitments to Corporate Responsibility are central to our business strategy and to everything we do. This enables us to develop a relationship of trust and a transparent, open and inclusive dialogue with our stakeholders and engage them in our Corporate Responsibility commitments and action programmes.

1.3.2. TOOLS AND APPROACHES SUPPORTING DIALOGUE WITH OUR STAKEHOLDERS

CLIENTS	▪ Annual Customer Voice survey: interviews with 536 customers from 94 of the Group's strategic accounts ▪ Regular project reviews ▪ Client account reviews ▪ Responding to client ESG questionnaires in connection with listings, calls for tender and new projects ▪ Responding to questionnaires from ESG analysts at the request of our clients: EcoVadis, Acesia, IntegrityNext, Hellios ▪ Commitments entered into through contracts and charters

EMPLOYEES
JOB APPLICANTS
	Employees:
	▪ Third "Group People Survey" with Great Place To Work
	▪ Labour relations: 360 agreements in force
	▪ Employee training, for example:
	  ▪ Five mandatory e-learning modules forming part of the "Prevention Passport",
	  ▪ 19,000+ employees trained in eco-friendly digital behaviours (38% of the workforce),
	  ▪ 16,000+ employees trained to facilitate the move to net-zero emissions;
	▪ Employees volunteered to support environmental causes through the Green Light (France) and Sustainability Champions (United Kingdom) networks
	▪ Two community outreach platforms for employees, covering both voluntary work and skills sponsorship initiatives
	Candidates:
	▪ 604 initiatives with schools
	▪ *Prix Entreprendre pour Demain* (Entrepreneurship for tomorrow) awards

SHAREHOLDERS
INVESTORS
	▪ Dedicated investor relations team
	▪ Investor Relations website featuring all relevant information for shareholders and investors
	▪ Investors and financial analysts are provided with commented reports on earnings and sales via:
	  ▪ bilingual webcast meetings (for the presentations of the annual and half-year results),
	  ▪ bilingual conference calls (quarterly);
	▪ Meetings with investors: 25 roadshows, 11 talks and meetings with 175 institutions covering 11 countries and 17 cities
	▪ Responses to questionnaires from investors and non-financial rating agencies: MSCI ESG, Sustainalytics, S&P Global, ISS QualityScore, Gaïa Index and CDP Climate Change

PARTNERS	▪ Partnerships with leading market vendors to increase added value for our clients. Strategic partners: Axway, Microsoft, IBM-Red Hat, SAP, Oracle, Dassault Systèmes; leading players in cloud computing: AWS, Google, OVH; major technology players: Pega, Salesforce, Orange, Talend, UIpath, Informatica and ServiceNow. ▪ Partnerships with universities and research institutes to pursue innovation-related projects, in the Group's key geographies. Sopra Steria contributes to work in education and research, involves researchers in its projects and develops innovative solutions (artificial intelligence; virtual, augmented and mixed reality; Internet of Things; data) and sponsors several academic chairs. ▪ Digital Sustainability: Member of NegaOctet, the Institut du Numérique Responsable, the European Climate Pact and the European Green Digital Coalition ▪ Digital sovereignty: Member of the European Alliance for Industrial Data, Edge and Cloud ▪ Digital ethics: Publication with the Human Technology Foundation of a report titled "Data altruism: Using data to help serve the public interest" ▪ Startups added to the Group's value proposition in Europe under the Sopra Steria Ventures programme

SUPPLIERS	■ Account reviews ■ Tender processes that take into account all ESG requirements ■ Webinars to raise supplier awareness of ESG priorities and the EcoVadis assessment (questionnaire and carbon module) ■ Signing of the code of conduct for suppliers and partners to reaffirm commitments ■ Ensuring suppliers are committed to meeting compliance requirements: Documents collected through Provigis or other methods ■ EcoVadis assessment of target suppliers ■ Inclusive purchases made via STPA comprising sheltered workshops and other organisations that specifically employ people with disabilities in France ■ Streamlined access provided to suppliers applying diversity and equal opportunity criteria
CIVIL SOCIETY	■ More than 200 projects supporting local communities and regions ■ Over 1,000 volunteers on community outreach programmes ■ Sopra Steria-Institut de France Foundation created ■ *Prix Entreprendre pour Demain* awards aimed at students and young entrepreneurs ■ Sopra Steria serves as an ambassador for Global Compact France ■ Communication on Progress (CoP) submitted each year to the UN Global Compact ■ Digital accessibility: Awareness raised among 8,200+ employees in 2022 (France) ■ Review of key strategic corporate responsibility themes with the CR Advisory Board

1.4. Our corporate responsibility roadmap

The corporate responsibility roadmap is guided by two complementary approaches:

- Group-wide risk mapping, which includes non-financial risks;
- materiality analysis of ESG priorities

The Group is also careful to ensure that its ESG priorities are aligned with the Sustainable Development Goals (SDGs).

Taken together, these two approaches help determine the hierarchy of non-financial issues for the Group and its stakeholders.

1.4.1. MATERIALITY ANALYSIS

- The materiality matrix ranks the Group's priority economic, social, environmental and outreach issues both in light of the Group's strategy and from the perspective of internal and external stakeholders (customers, employees, job applicants, shareholders, investors, partners, suppliers and civil society).
- It is based on AFNOR standard NF X30-029 ("Social responsibility – Materiality analysis – Prioritization of issues and stakeholders according to the guidelines of ISO 26000").

Materiality analysis helps identify and prioritise the most relevant material and non-financial issues.

In line with the Group's business priorities, strategy and corporate responsibility policy, materiality analysis helps identify relevant key issues that could impact the company's performance and prioritise them according to their potential impact on business performance and the Group's ecosystem.

To update its materiality matrix, the Group uses existing channels to dialogue with its key stakeholders, notably including the annual Customer Voice survey of key accounts and the Great Place To Work employee survey.

Looking out to 2023, 18 priorities have been identified as being aligned with the Group's strategy.

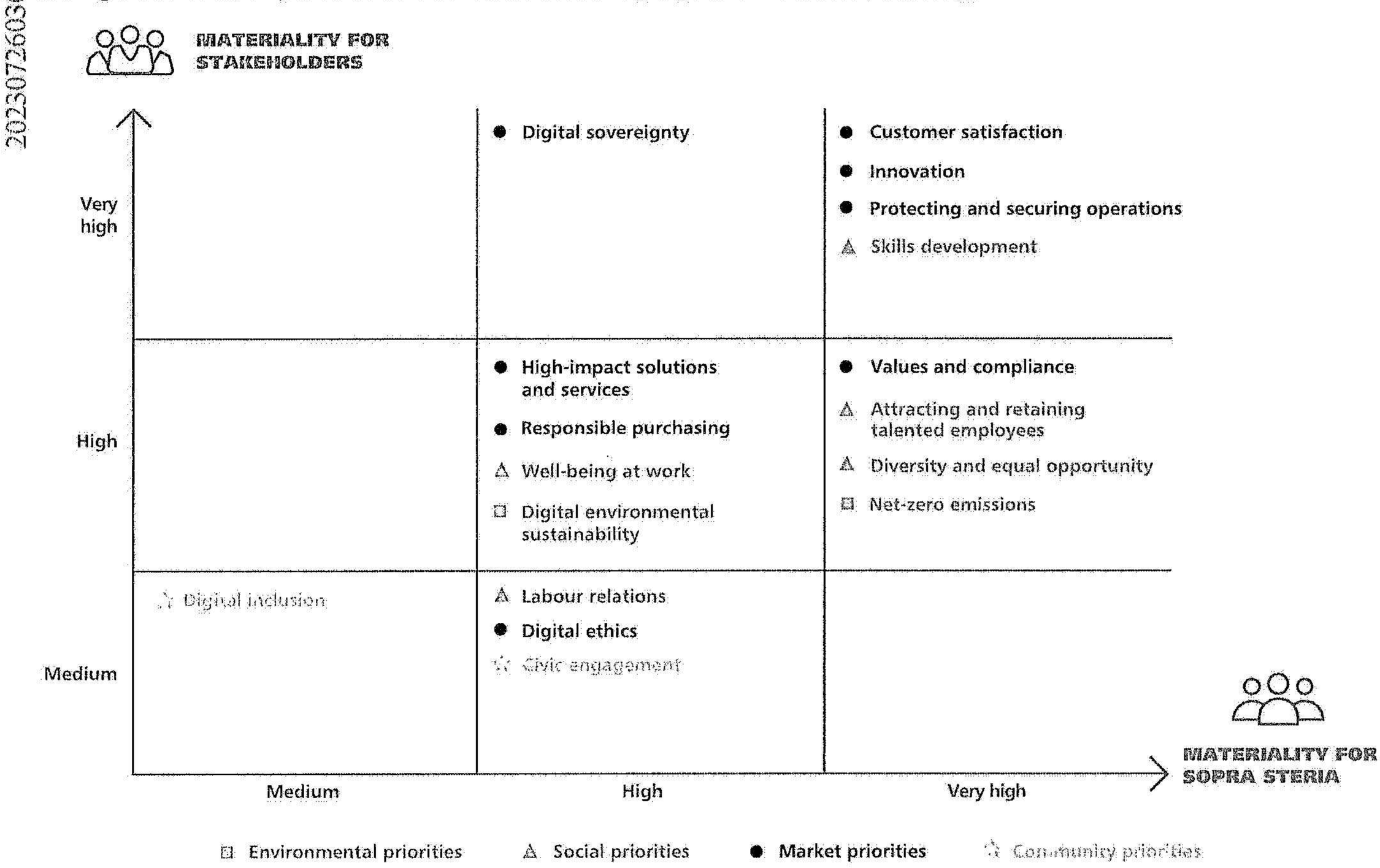

The materiality matrix priorities are set out in the overview of our corporate responsibility roadmap in Section 1.4.3.

1.4.2. OUR CORPORATE RESPONSIBILITY ROADMAP

The Group's corporate responsibility approach consists of seven key commitments in relation to the workforce, the environment and society, related to its materiality matrix priorities.

In each key area, Executive Management has set a priority that corresponds to:

- issues that are highly material in light of the Group's business;
- short-, medium- and long-term actionable levers, both direct and indirect;
- a proactive policy that reflects the Group's values.

The three ESG priorities for the Group and its stakeholders are as follows:

- 1: Helping combat climate change;
- 2: Ambitious policy of bringing more women into the management team;
- 3: Digital sustainability in our value proposition.

Sopra Steria's seven commitments are illustrated in the overview below as responses to material issues. They are formalised in Group policies and translated into action plans.

The overview includes KPIs related to the three ESG priorities.

1.4.3. OVERVIEW OF OUR CORPORATE RESPONSIBILITY ROADMAP

Commitments/SDGs	Materiality matrix priorities	KPI	2022 performance	Target	Change versus 2021
Commitments to employees					
Commitment 1: Being a leading employer that attracts the best talent and promotes positive labour relations, diversity and equal opportunity **ESG priority:** Ambitious policy of bringing more women into the management team SDGs 3, 4, 5, 8, 10 and 17 See pages 114-129	**Attracting and retaining talented employees** Be recognised as the tech employer of choice among young graduates and top digital professionals	■ Number of new hires	■ 13,073	■ 11,000	■ **+23%**
	Skills development Drive employability and align employee skill sets with the new client priorities	■ Average number of training hours per employee	■ 33 hours	■ Improvement in results	■ **+6 hours** (vs 27 hours in 2021)
	Diversity and equal opportunity Promote equal opportunities to boost attractiveness, innovation and performance and combat discrimination in all its forms	■ Proportion of women on the Executive Committee	■ 20%	■ 2025: 30%	■ **+2.4 points** (vs 17.6% in 2021)
		■ Proportion of women in the 10% most senior positions	■ 20.4%	■ Improvement in results	■ **+1 point** (vs 19.4% in 2021)
		■ Percentage of women in the Group's workforce	■ 33.1%	■ Improvement in results	■ **+0.7 points** (vs 32.4% in 2021)
	Well-being at work Foster employee fulfilment	■ GPTW satisfaction survey participation rate	■ 84%	■ Improvement in results	■ **+2 points** (vs 82% in 2021)
	Labour relations Build and maintain constructive dialogue between management and employees to support the corporate plan	■ Number of agreements in force	■ 360	■ Improvement in results	■ **+3** (vs 357 in 2021)
Commitment to society					
Commitment 2: Being a long-term partner for our clients, meeting their needs as effectively as possible by providing them with the best technology as part of a responsible and sustainable value-creating approach SDGs 8, 9, 11, 16 and 17 See pages 143-145 &158-161	**Customer satisfaction** Maintain and develop a high level of customer satisfaction and anticipate and support emerging customer expectations	■ Organic revenue growth	■ 7.6%	■ See materiality matrix priority	■ +1.2 points (vs 6.4% in 2021)
		■ Customer Voice survey (100 strategic clients surveyed)	■ 3rd survey: 80% customer satisfaction		=
	High-impact solutions and services Solutions and services that help our clients uphold their environmental, social and ethical commitments	■ Solutions and services with a positive impact	■ Environmental sustainability within our service offering: SBTi Net-Zero strategy; environmental reporting and management of compliance; measuring and reducing the environmental footprint ■ Projects with a positive social impact relating to digital inclusion and employability	■ See materiality matrix priority	■ New indicator for 2022
	Innovation Support clients' digital transformation by gaining a lead in the top technologies on the market. Work within an innovation ecosystem bringing together startups and technology partnerships with leading players	■ Actions in support of innovation	■ Sopra Steria worked with 400+ startups ■ Direct (equity) or indirect (via partner funds) investment in 62 startups as at 31 December 2022	■ See materiality matrix priority	■ 38 startups added to the portfolio

2023072603067

Commitments/SDGs	Materiality matrix priorities	KPI	2022 performance	Target	Change versus 2021
Environmental commitments					
Commitment 3: Achieving net-zero emissions, protecting resources and helping combat climate change **Priority ESG issue:** Helping combat climate change SDGs 6, 7, 8, 9, 11, 12, 13, 14, 15 and 17 See pages 130-153	**Net-zero emissions** Continue along the SBTi-approved trajectory for reducing greenhouse gas emissions from direct activities and determine long-term targets aligned with the new criteria laid down in SBTi's Net-Zero	■ Reduce emissions per employee from direct activities (Scopes 1/2/3-6 and 3-8) relative to 2015	■ -68% tCO_2e per employee (excl. Covid-19 pandemic impact) in 2022 (baseline: 2015) ■ -75.7% tCO_2e per employee (incl. Covid-19 pandemic impact) in 2022 (baseline 2015)	■ -85% tCO_2e by 2040 (baseline: 2015; SBTi 1.5°C target) ■ New SBTi Net-Zero targets submitted in 2022	■ -18% tCO_2e per employee (vs -50% (excl. Covid-19 pandemic impact) in 2021) ■ +7.8% tCO_2e per employee[1] (vs -83.5% (incl. Covid-19 pandemic impact) in 2021)
		Reduce emissions from indirect activities (in particular supply chain): ■ Measurement of the proportion of suppliers accounting for 70% of the supply chain's GHG emissions that have set an emissions reduction target	■ Of the suppliers accounting for 70% of the supply chain's GHG emissions, 55% have set emissions reduction targets (target: 90% in 2025) ■ GHG emissions from waste, commuting and remote working: 36,084 tCO_2e in 2022 ■ New SBTi Net-Zero targets submitted in 2022	■ Secure commitments from 90% of suppliers accounting for at least 70% of supply chain emissions (SBTi 1.5°C target)	■ = (In 2021, of the suppliers accounting for 70% of the supply chain's GHG emissions, 55% have set emissions reduction targets (target: 90% in 2025) ■ +14,325 tCO_2e[2] (vs GHG emissions from waste, commuting and remote working:, 21,758 tCO_2e in 2021)
		■ Measurement of GHG emissions from waste (WEEE, paper and cardboard, water), commuting and remote working			
		■ UN Climate Neutral Now programme: Offset unavoided carbon emissions from our direct activities through afforestation	■ 100% in 2022	■ See materiality matrix priority	■ = (vs 100% in 2021)
		■ Scope 1 GHG emissions in tCO_2 (fugitive emissions included)	■ 3,307 tCO_2e in 2022 ■ New SBTi Net-Zero targets submitted in 2022		■ -343 tCO_2e (vs 3,650 tCO_2e in 2021)
		■ Scope 2 GHG emissions in tCO_2e	■ 398 tCO_2e in 2022 ■ New SBTi Net-Zero targets submitted in 2022		■ -229 tCO_2e (vs 627 tCO_2e in 2021)
		■ GHG emissions – Scope 3 (off-site data centres and business travel, in tCO_2e)	■ 14,017 tCO_2e in 2022 ■ New SBTi Net-Zero targets submitted in 2022		■ +6,919 tCO_2e[3] (vs 7,098 tCO_2e in 2021)
		■ GHG emissions – Scope 3 (full coverage, in tCO_2e)	■ 325,176 tCO_2e in 2022 ■ New SBTi Net-Zero targets submitted in 2022		■ +32,720 tCO_2e[4] (vs 292,456 tCO_2e in 2021)
	Digital environmental sustainability Apply digital environmental sustainability and sustainable design principles to the solutions and services delivered to our clients	■ Actions to promote digital environmental sustainability	■ Actions to promote digital environmental sustainability	■ See materiality matrix priority	■ 3,000+ employees (vs 16,000, equating to 35% of the workforce in 2021)

(1) Business travel expenses increased in 2022 compared with 2021 (the year when the effects of the Covid-19 pandemic were at their peak) as in-person working and travel to client sites resumed.
(2) In 2022, the return to in-person working naturally decreased remote working and increased employee commuting.
(3) Business travel expenses increased in 2022 compared with 2021 (the year when the effects of the Covid-19 pandemic were at their peak) as in-person working and travel to client sites resumed.
(4) As the Covid-19 pandemic ended, 2022 saw a greater number of purchases of goods and services and increased business travel. The return to in-person working naturally decreased remote working and increased employee commuting.

Commitments/SDGs	Materiality matrix priorities	KPI	2022 performance	Target	Change versus 2021
Commitments to society					
Commitment 4: Working with an expanded ecosystem to collectively address key social issues that affect us all **ESG priority**: Digital sustainability in our value proposition **SDGs** 4, 8, 11, 12, 13, 16 and 17 See pages 143-145 & 158-161	**Digital sovereignty** Help build a firm grasp of data and intellectual property issues across both the public and private sector in Europe	■ Actions to build digital trust	■ Member of the European Alliance for Industrial Data, Edge and Cloud, which aims to consolidate Europe's leading position in industrial data ■ Commitment to promote data altruism Publication by the Human Technology Foundation and Sopra Steria Next of a report titled "Data altruism: using data to help serve the public interest"	■ See materiality matrix priority	■ **More initiatives**
	Digital ethics Design dedicated "ethical by design" digital programmes which respond to responsible digital technology criteria			■ See materiality matrix priority	■ **More initiatives**
Commitment 5: Establishing ongoing constructive and transparent dialogue with our stakeholders **SDGs** 1, 5, 10, 12, 13 and 17 See pages 107-108 & 157-158	**Responsible purchasing** Work with suppliers and service providers fully aligned with the Group's workforce-related, ethical and environmental priorities	■ EcoVadis assessment	■ Group: 603 target suppliers[1] assessed (+85% (€737m) of 2022 target expenditure[2])	■ See materiality matrix priority	■ 178+ suppliers ■ +€237m (vs Group: 425 target suppliers assessed (over 100%, €500m, of 2021 target expenditure)
		■ Signature of the code of conduct for suppliers and partners	Number of suppliers signed up and % of eligible suppliers signed up: ■ France: 1,327, 51.83% ■ Group: 2,631, 55.48%		■ Process for collecting signed charters and checking data reliability reviewed in 2022
	Protecting and securing operations Safeguard the security of operations and the confidentiality of data by implementing robust and agile frameworks, paying special attention to cybersecurity	■ Number of employees who have completed GDPR e-learning	■ 39,647 employees	■ See materiality matrix priority	■ -1,750 employees (vs 41,397 employees in 2021)
Commitment 6: Acting ethically in our day-to-day operations and across all our business activities SDGs 3, 8, 9 and 16 See pages 154-157 & 165		■ Compliance defects identified by a supervisory authority as defined in Chapter 6 of GDPR	■ 0 compliance defects		=
		■ Number of ISO 27001 certifications	■ 17 certifications (Group)		=
	Values and compliance Place our values and ethical principles at the heart of our relationship with our stakeholders and ensure the compliance of our actions	■ Percentage of employees trained in preventing corruption and influence peddling	■ 93% of employees	■ See materiality matrix priority	■ **+1% of employees** (vs 92% of employees in 2021)
		■ Compliance defects	■ Not found guilty of corruption or influence peddling at any time in the last five years		=
Commitment 7: To support local communities by stepping up our community initiatives, particularly in the field of digital inclusion **SDGs** 1, 2, 3, 4, 5, 6, 7, 10 and 17 See pages 162-164	**Civic engagement** Ratchet up the commitment of the Group and its employees to support the most vulnerable sections of society and foster digital inclusiveness	■ Impact of community initiatives	■ 679 non-profits and schools supported ■ 53,000+ children supported in India	■ See materiality matrix priority	■ 53+ non-profits and schools ■ 1,000+ children ■ (vs in 2021: 626 non-profits and schools supported; 52,000+ children supported in India)
	Digital inclusion Make digital technology as widely accessible as possible	■ Actions to promote access to digital technology	■ 8,200 employees made aware of digital accessibility issues in 2022 ■ Sopra Steria-Institut de France Foundation projects in support of digital inclusion ■ Sopra Steria's role as founding member of Forum de l'Engagement, which will promote digital inclusion	■ See materiality matrix priority	■ New indicator for 2022

(1) Target suppliers: suppliers with more than 26 employees representing annual expenditure of over €150k
(2) Target expenditure: expenditure with target suppliers.

2023072603068

1.4.4. ESG COMMITMENTS: 2022 HIGHLIGHTS

December:

- CDP Climate Change: On the A List for the sixth year running.
- Net-zero emissions: Group's new targets submitted to the Science Based targets initiative in light of the new SBTi Net-Zero Standard.
- Signed Corporate Parenthood Charter to promote work-life balance.
- Signed agreement to set up a European Works Council.

November:

- Le Point/Statista ranking of France's top 250 most responsible companies: Ranked second across all sectors and first in the IT, computing and telecommunications sector.
- COP27: Took part in the podcast "Green Finance: Aligning the financial markets with climate action", hosted by the Group's partner One Carbon World in collaboration with the United Nations Climate Neutral Now initiative.
- Diversity and inclusion: Signed a manifesto for greater diversity and inclusion in the cybersecurity profession.

October:

- Launched the third "Great Place To Work" employee satisfaction survey.
- Launched the first Ethical Business Awards in partnership with Public Sénat.

September:

- Strengthened partnership with Algoan in support of financial inclusion.

July:

- Winner of the Transparency Awards 2022 in the CAC Mid 60 category and second overall for the quality and transparency of its financial information.
- Signed the Numeum Manifesto for Ethical AI to design, develop, implement and administer artificial intelligence systems that respect fundamental human rights.
- Gender Equality European & International Standard: Assessed HR policies from a gender equality perspective and secured GEEIS certification.

June:

- Sopra Steria-Institut de France Foundation's *Prix Entreprendre pour Demain:* Presented awards on the theme "What solutions can tech offer to reduce the environmental impact of human activities?"
- EcoVadis: Winner of a platinum medal and in the top 1% for the fourth year running, with a score of 80 out of 100.
- Sopra Steria announced the launch of the Aeroline Zero Emission programme for the aeronautics sector.

February:

- Sopra Steria launches We Share 2022, a new employee share ownership plan.

1.4.5. CHANGE IN NON-FINANCIAL RATINGS

CONTINUOUS IMPROVEMENT IN ESG SCORES

Non-financial ratings agencies	Agency rating scale	Track record	2019	2020	2021	2022
MSCI ESG	AAA to CCC	AA since 2019	7.3/10 AA Leader	7.4/10 AA Leader	7.9/10 AA Leader	**7.6** **AA Leader**
Sustainalytics ESG Risk ratings	Negligible risk = 0 to Severe risk = 40+	Low risk since 2020	-	19.2/100 Low risk	15.1/100 Low risk	**15.3/100** **Low risk**
ISS ESG	A+ to D-	Medium since 2019	C+ Medium	C+ Medium	C+ Medium	**C+ Medium**
ISS QualityScore Governance	1 (best) to 10 (worst)		5/10	3/10	3/10	**6/10**
S&P Global	Percentile out of 280 companies in sector	1st contribution in 2022	-	-	-	**88/100**
Gaïa	Out of 100	Part of the Gaïa Index for over 10 years	-	68/100	76/100	**75/100**
CDP Climate Change	A to D-	On the A List for the sixth year running in 2022	A List	A List	A List	**A List**
EcoVadis	Out of 100	In the top 1% for the 4th year running in 2022	72/100 Gold	74/100 Platinum	78/100 Platinum	**80/100** **Platinum**

2. Social responsibility: A committed and responsible Group

The Group adheres to the principles and fundamental entitlements of the Universal Declaration of Human Rights adopted by the United Nations General Assembly in 1948 and to the European Union's Charter of Fundamental Rights. It abides by the eight fundamental conventions of the International Labour Organization (ILO) and is committed to:

- complying with European Community and domestic labour law and collective bargaining agreements in each country where the Group operates or, if necessary, putting in place measures intended to improve labour relations;
- upholding, in particular, freedom of association and the right to collective bargaining in each relevant country, the elimination of forced or compulsory labour and the effective abolition of child labour.

It meets the United Nations Sustainable Development Goals and directly or indirectly contributes to Goals 3, 4, 5, 8, 9, 10 and 17.

In keeping with these commitments, it pursues a corporate responsibility policy aimed at safeguarding the health and safety of each of its employees and ensuring that everyone is treated with dignity and respect at work. The goal is to foster a caring work environment where everyone feels recognised and valued irrespective of origin, gender, age or disability

2.1. Governance

All matters relating to talent management, employee training and diversity are managed by the Group Human Resources Director, supported by a network of country and/or subsidiary Human Resources Directors.

Regarding matters related to health and safety and labour relations, each country and/or subsidiary is subject to its own local legislation. Health and safety committees in each country ensure that specific processes and measures are implemented at the local level. These measures cover, in particular, buildings (security of premises, furnishings, heating and air conditioning, etc.) and food (canteen, water, etc.). Dialogue between management and employees is driven by regular (weekly, monthly and annual) steering meetings attended by the various companies' HR Directors to exchange ideas and ensure that the approach to labour relations is consistent with Group policy.

The Group Human Resources Director is **a member of the Executive Committee** and reports directly to Sopra Steria's Executive Management.

2.2. Responsible employment priorities

The digital sector is a strategic sector of the economy. The digital transformation has gathered pace over the past two years as a result of the Covid-19 pandemic, affecting many areas of day-to-day life. Teaching, healthcare and the service sector have been very quick to adopt digital technology. Digital technology is a real necessity at a time when the Company must reinvent itself while also maintaining a responsible long-term vision.

Sopra Steria Group is transforming itself to increase its value to clients by addressing their business challenges, combining its various service offerings as part of an end-to-end approach and incorporating digital technology at every level. It seeks to continually develop the abilities of its teams, to ensure that they can constantly adapt to technological and market changes.

The Group's five main responsible employment priorities are as follows:

- **attracting and retaining more talent** to support the Group's development;
- **maintaining and developing skills** to boost employees' skills to proactively meet clients' current and future needs;
- **diversity and equal opportunity** to address issues of importance in the public interest and prevent all forms of discrimination, with a particular focus on access to employment for people with disabilities and young people, as well as workplace gender equality;
- **labour relations** to work with employee representatives to maintain constructive dialogue and negotiations in order to plan ahead for and support the major changes affecting the Group;
- **health, safety and working conditions** to offer an environment conducive to quality of life at work.

Given the nature of the Group's business, not all the responsible employment priorities set out above constitute key risks as defined in the Statement of Non-Financial Performance. Only the priorities related to attracting talent and maintaining and developing skills are key risks for the Group, and are treated as such in the "Risk factors" section. The relevant information is set out in Section 1, "Risk factors", of Chapter 2 of this Universal Registration Document (pages 40-46).

2023072603069

Policies, actions and achievements associated with these five priorities are described below.

As part of its commitment to collective responsibility, Sopra Steria presents its **roadmap** for achieving its targets announced in 2021:

Priorities	Targets for 2025	2021 Results	2022
	Boost visibility of actions and gain more followers on social media	420,200 LinkedIn followers	544,580 LinkedIn followers
		5.8% interest managed on behalf of employee shareholders (company mutual fund/trust)	6.4% interest managed on behalf of employee shareholders (company mutual fund/trust)
1. Attracting and retaining more talent	Give all employees a more meaningful stake in the Company's performance	Launch of the We Share programme	Launch of the We Share programme
	Increase the % of employees **under 30**(1)	-4.5 points due to delayed resumption of recruitment in H2 2021	+0.3 points
	Increase the proportion of training hours devoted to innovation and digital transformation to **20%**(2)	13.3% 41.7% of scope: France	15.6% 98.3% of scope: Africa, Asia, Europe
2. Maintaining and developing skills	**100% of employees** receive training every year	100%	100%
	Management and Leadership programme **fully rolled out** at Group level	Launched in France in 2021 41.7% of scope: France	89.3% of scope: Africa, Americas, Asia and Europe
	30% of Executive Committee seats to be **held by women**	17.6%	20.0%
	20% of senior management positions to be **held by women** (17% in 2023)	Update in 2023	Update in 2023
3. Diversity and equal opportunity	**Increase the proportion of women** in the **10%** most senior positions	19.4%	20.4%
	Increase the proportion of employees with disabilities to **3.3%** (scope: France)	2.96%	3.3%
	All employees to have access to a non-discrimination training module	96.3%	100%
4. Health, safety and working conditions	**All employees** to have access to a workplace well-being programme(3)	97.7%	100%
5. Labour relations	Maintain high-quality labour relations and successfully implement collective bargaining agreements	74.4% of scope: Group	72.1% of scope: Group

*(1) Performance indicator relating to key risks set out in the Statement of Non-Financial Performance: **2019-2021, renewed for 2022-2025**.*
*(2) Performance indicator relating to key risks set out in the Statement of Non-Financial Performance: **rebased for 2022-2025**.*
(3) The workplace well-being programme includes training in the form of talks and workshops on issues relating to health and work-life balance.

2.3. Employment policy for professional excellence

For many years, the Group's growth has been backed by a proactive employment policy of recruiting talented individuals and developing employees' skills. This policy, along with a working environment that favours professional development and employee well-being, help to attract and retain talent.

External growth is also a strong driver of the Group's development and increased business volumes. Thanks to the various acquisitions completed in 2022, the Group can offer a comprehensive response to its clients' needs in terms of transformation and competitiveness.

At 31 December 2022, the Group employed 50,000 people of 119 different nationalities from 30 countries, forming a network of multicultural, multiskilled teams. This increase in the workforce since 2021 reflects the resumption of recruitment activity and the Group's proactive policy, in place for many years, of taking on interns and work-linked training students. Permanent contracts remain the most common form of contract. This confirms the Group's longstanding commitment to offer stable jobs while promoting access to employment for young people on permanent contracts and work-linked training (98.3% of fixed-term contracts were for work-linked training students, vs 94.8% in 2021).

Employees are mainly based in France, Germany, India, Norway, Spain and the United Kingdom, which together accounted for 89.3% of the Group's total workforce in 2022, vs 88.8% in 2021.

Group-level employee turnover increased by 1 point, continuing to reflect buoyant business. Most departures were voluntary (95.2%, of which 30.5% women). Non-voluntary departures accounted for 4.4% (1.3% women) of total employees leaving the Group.

In France, most departures were voluntary (98.1%, of which 0.4% women). Non-voluntary departures accounted for 1.9% (0.4% women) of total employees leaving the Group.

2023 recruitment targets

- 11,000 new hires across the Group
- 3,800 new hires in France

Key employment figures	2019	2020	2021	2022
Total workforce (acquisitions included)	46,245	45,960	47,437	49,690
Total FTE (excluding interns)	44,230	43,989	45,852	48,391
Permanent contracts	96.1%	96.7%	97.0%	96.8%
Temporary contracts	3.3%	2.9%	2.5%	2.7%
Full-time workforce	94.1%	93.9%	93.6%	94.0%
Part-time workforce	5.9%	6.1%	6.4%	6.0%
New arrivals	10,844	6,133	10,636	13,073
Employee turnover	17.7%	13.6%	16.0%	17.0%
Average length of service for employees on permanent contracts (in years)	7.1	7.7	7.5	7.2

The decline in the average length of service of employees on permanent contracts reflects, in particular, the resumption of recruitment activity across all populations combined.

Average age and headcount by age group* – Employees on permanent contracts	2019	2020	2021	2022
Average age (years)	37.8	38.7	38.8	38.7
<30	31.9%	27.4%	26.9%	28.3%
30-50	53.1%	56.1%	55.8%	54.0%
>50	14.9%	16.5%	17.2%	17.7%

** Percentages for each age group have been amended and calculated based on the number of employees on permanent contracts.*

The average age of employees on permanent contracts has fallen slightly relative to previous years (down 0.1 points), reflecting increased recruitment of young people (with the proportion of employees aged under 30 rising from 26.9% in 2021 to 28.3% in 2022).

The changes seen between 2019 and 2022 mainly reflect a sharp slowdown in recruitment in 2020 as a result of the Covid-19 pandemic, picking up again in 2021 and 2022.

2.4. Regional impact

Reinforcing the Group's positive regional impact

The Group is a benchmark employer. It has a significant impact on regions and communities, given its size and its local roots. It is also a major recruiter in regions where it operates (see Section 2.3, "Employment policy for professional excellence", page 116).

Sopra Steria also ensures that, in developing its business, it takes into account the economic, workforce-related and environmental challenges faced by the countries in which the Group operates. As a responsible company, the Group takes action to support, in particular, struggling and highly vulnerable populations, drawing on the whole of its stakeholder community.

Highlight in Spain: Since 2019, the Group has participated in the "Women and ICT" programme launched by the Balia Foundation. This programme is aimed at marginalised and disadvantaged women who are out of work. Sopra Steria employees have supported more than 320 women at risk of social exclusion. The programme provides guidance and support to help women actively seek work through personalised mentoring, workshops, training and classes to develop the digital skills needed to apply for jobs.

2022307260307O

2.5. Attracting and retaining more talent

The Group's ambition is to attract the best professionals and anticipate future skills requirements through a broad training offering. Employee engagement, motivation and skills are key factors in the Group's success and depend on its ability to attract and retain talent.

With a further acceleration in the pace of digitalisation, the battle for talent remained a reality in 2022. Against this backdrop, the Group continued to strengthen its policies in terms of employer brand, recruitment, retention and compensation.

These policies form part of a long-term strategy aimed at ensuring the transparency of our HR practices. They are broken down as follows:

- our **employer brand policy** is delivered through communications activities aimed at promoting and boosting the appeal of Sopra Steria's employer promise among candidates and employees (including benefits in addition to compensation, job opportunities, work environment, training and management support). These activities are underpinned by the Group's Employee Value Proposition (EVP), which in 2022 was strengthened by the launch of an international campaign. The Group's employee value proposition is underpinned by four pillars: working together, reaching one's potential, being enterprising and innovative, and having a shared sense of purpose;
- our **recruitment policy** is based on the principles of equal opportunity and non-discrimination. Recruitment policy is aligned with new uses for digital technology and the transparency sought by today's jobseekers. This proactive policy contributes to the national effort to foster access to employment for young people by taking on young graduates, interns and work-linked training students, and through retraining programmes in the digital field with the promise of employment on permanent contracts. These tailored retraining paths are offered to people in long-term unemployment. Part of our recruitment activity also targets experienced professionals to strengthen our workforce in roles requiring rare skills that are in short supply;
- our **retention policy** seeks to meet employees' expectations and needs by offering a supportive work environment where everyone can flourish, be in control of their career and feel able to be themselves;
- our **compensation policy** is a management tool based on recognising each individual's contribution to the Group's performance, over and above the requirements of local legislation. It is based on the principle of fair treatment and supported by a system of personalised annual performance appraisals for all employees. Compensation offered is in line with local regulations and exceeds the minimum wage (where one exists) in countries in which the Group is present.

The policies described above have translated into the following actions and achievements:

Employer brand and recruitment: face-to-face and remote events aimed at potential applicants resumed in 2022, with a number of innovative projects launched.

Actions	2022 achievements
Attracting and recruiting staff: Ensure that we hire a diverse range of people	13,073 new hires (vs 10,636 in 2021) 31.7% of new hires under 25 (vs 31.7% in 2021) New hires in France spanned 60 different nationalities (12 European and 48 non-European) **Highlight in Norway: Recruitment programme.** 288 young people recruited under a graduate programme and given 3 years of personalised support. The programme begins with 2 to 3 weeks' technical training and continues with training throughout their entire last year of study.
Strengthening relationships with universities: Promoting jobs in the digital field to attract more young people, bring in more interns and work-linked training students, etc.	**1,381** interns (vs 995 in 2021) **801** work-linked training students (vs 564 in 2021) **604** school initiatives (vs 420 in 2021): This increase reflects the resumption of on-campus face-to-face school events. 72.0% of scope: Africa, Europe, India **Highlight in France: new recruitment channels** to strengthen relationships with students. The Group launched a roadshow covering the campuses of ten prestigious grandes écoles and ten French cities, with an immersive stand fully decked out in Sopra Steria's colours and students given a personal welcome by employees. Over 3,000 students met locally with the Group.
Exploring new recruitment channels: Numerous sourcing campaigns on social media, etc.	**Glassdoor:** Score of 3.8/5 (up 0.1 points vs 2021) **LinkedIn**: 544,580 followers (vs 420,000 in 2021 – up 26%) **Potential park**: Ranked among the top 3 French companies for candidate experience (up 2 places vs 2021) **Happy Trainees**: Happy Trainees accreditation – 8th place, unchanged from 2021. 88% of interns and work-linked training students recommend Sopra Steria for an internship (score: 3.94 out of 5, vs 4.06 in 2021) **Universum**: Ranked in the top three companies for "Diversity of projects". **Highlight in Germany: new recruitment channels**, with the fourth-quarter launch of Sopra Steria's Corporate Influencer Programme, including the creation of a pilot ERG (Employee Resource Group) community to promote the Group's culture on social media and boost its appeal.
Fostering international mobility: Offering students (1) and employees opportunities to broaden their career paths	67 international job moves to 14 different destinations in Africa, Asia and Europe (vs 62 in 2021)
Encouraging more women to join us to help increase the proportion of women working in the digital sector, at all echelons (see Section 2.7, "Diversity and equal opportunity" (pages 122-128).	Proportion of women hired: 34.3% (vs 33% in 2021) Presented in Section 2.7, "Diversity and equal opportunity" (pages 122-128)

Retention: key performance issue hinging, in particular, on working conditions which must be conducive to employee fulfilment.

Actions	2022 achievements
Managing induction and follow-up of new recruits through "Immediate Boarding", a two-day welcome and induction course tailored to inductees' seniority Immersive, innovative remote learning event	"Get on Board" induction programme (France) and country-specific programmes: ■ 5,263 participants (vs 4,207 in 2021) 75.4% of scope: Africa, Asia, Europe **Highlight in France**: the continuous improvement approach was strengthened through the addition of regular satisfaction surveys, delayed feedback and the use of the eDoing platform to assess the effectiveness of training through role play.
Maintaining employability: Ongoing career and skills assessment and development process	All Group employees assessed using the same HR systems and processes
Strengthening relationships: Additional mentoring available to each and every employee	Each employee receives local management support covering both project assessment and career development. **24,442** employees in 16 countries covered by an enhanced HR system **75%** of employees chose a mentor in addition to their line manager to support them in their career development 78.1% of scope: Africa, Asia, Europe In 2023: Consolidate and continue phased roll-out to other geographies
Providing training programmes to position the Group as a "learning company"	See Section 2.6, "Maintaining and developing skills" (pages 120-122) Employees can access over 15,000 digital resources via a web portal and a mobile app, relating in particular to the following areas: Group Fundamentals, Management, Strategy & Offerings, Sales, Quality & Methods, Technology, etc.
Measuring employee satisfaction through regular surveys	Ran international GPTW survey again in 2022 – **84%** of employees took part (vs 82% in 2021)
Promoting work-life balance	Hybrid working rolled out across all geographies: Two to three days' remote working per week depending on country and context. 100% of scope
Findings of the Great Place To Work survey	**87%** (vs 85% in 2021) of employees responding to the survey felt that "New employees are given a good welcome"

Great Place To Work

Employee engagement and satisfaction are key drivers of development and performance that help make us more innovative and better able to meet our clients' expectations. That's why the Group has continued with its overall transformation process, launching its third Great Place To Work survey of all employees worldwide at the end of 2022. A total of 46,952 employees were asked to take part. The priority goal is to evaluate employee engagement, satisfaction and quality of life at work through employees' key relationships with management, colleagues and work itself.

Actions implemented

Once the findings of the end 2021 survey had been analysed, an improvement plan was developed jointly by employees and management as a whole. This Group-wide plan is structured around three key priorities:

- taking action at Group level: Getting employees involved in the We Share employee share ownership programme to develop collective motivation and strengthen corporate culture. Setting in motion a proactive policy of promoting and recognising employees at annual HR Committee meetings;
- taking action on the front lines: Putting in place a decentralised structure. Each country has appointed a team leader with responsibility for identifying and rolling out a specific action plan (e.g. introducing interactive communications via live events hosted by managers to share recent developments, highlighting HR systems and processes through a range of media, testimonials, etc.);
- coordinating progress: Creating a dedicated Group-level unit to help countries implement action plans and share best practice.

This action plan takes a long-term view and may be amended depending on how the survey findings evolve.

2023072603071

Survey findings and rankings

As regards the findings of the end 2022 survey, the increase in the already high participation rate (up from 82% in 2021 to 84% in 2022) once again highlights the fact that employees are committed to the improvement and transformation process instigated by the Group. Seventy-eight percent of employees think Sopra Steria is a great place to work, 6 percentage points more than in 2021 (72%).

Key strengths identified in the end 2022 survey are as follows:

- respect for others: Sopra Steria is one of the top performers in the Great Place To Work ranking in terms of fair treatment ("People here are treated fairly regardless of their origin": up 1 point to 93%; "People here are treated fairly regardless of their sexual orientation": up 1 point to 94%);
- teamwork: People care about each other (up 2 points to 83%) and new recruits are made to feel welcome (up 2 points to 87%);
- integrity: Management is honest and ethical in its business practices (up 3 points to 84%);
- engagement: Employees feel they make a difference to the organisation (up 4 points to 78%) and are willing to give extra to get the job done (up 2 points to 80%).

The main areas for improvement are around the need to continue standardising our management principles and corporate culture and to clarify management's expectations and fairness in relation to promotion and recognition.

Thanks to these strong results, the Group is part of the Best Workplace ranking of global companies. In 2022, based on the findings of the 2021 survey, Sopra Steria ranked as follows:

- 8th out of the 25 Best Workplaces in Europe™ 2022;
- 23rd out of the 25 World's Best Workplaces™ 2022.

Targets for 2023-2030

- keep Sopra Steria in the European and global Great Place to Work rankings;
- exceed 80% satisfaction on the five criteria relating to respect, fairness, pride of belonging, confidence and employee empowerment.

Distinctions included, but were not limited to, the following:

Silver award in the "International Learning" category at "U-Spring – Le Printemps des Universités d'Entreprise": International event for HR directors and the professional training community. The awards go to businesses that have adopted the most innovative and effective practices in the areas of human resources and skills development. Prizes are awarded by a panel of experts including heads of HR and professional training programmes.

European Cyber Woman Award – Nuno Filipe award for European Cyberwomenday 2022. This event is organised by Cefcys (Cercle des femmes de la cybersécurité, a group representing women in cybersecurity) and sponsored by French Energy Minister Agnès Pannier-Runacher and Chiara Corazza, a member of the G7's Gender Equality Advisory Council and France's private sector representative on G20 EMPOWER.

Top 10 in the Agires Synergie awards for the "Best school/business relationships": This award is given in recognition of the quality of working relationships as well as the impact, innovation and vitality of relations between higher education institutions and businesses.

First prize in the 2022 Tunisia HR Awards, won by Sopra HR Software for HR best practice (digitalisation, recruitment policy, training policy, talent management, career prospects, etc.). Ninth year of this annual awards ceremony, organised by ARFORGHE and KAS.

Compensation: a driver of recognition

The guidelines pertaining to the components of compensation and its progression are common to the entire Group and are structured around:

- fixed compensation, determined according to the level of responsibility, consistent with the Group's Core Competency Reference Guide;
- variable compensation to encourage individual and collective performance for some employees, particularly managers, sales staff and experts;
- an international Group employee share ownership programme to give all employees a more meaningful stake in the company's performance.

Compensation offered exceeds the minimum wage (where one exists) in countries in which the Group is present. The pay ratios set out below are the fruit of a policy aimed at harmonising HR processes so as to promote fair treatment across all countries in which the Group operates:

- pay ratio with respect to the top 1% highest salaries in the Group: 98.6% of employees work in a country where the average of the top 1% highest salaries is less than 4.5 times the average salary in the country;
- senior executive pay ratio, detailed in Section 3.2, "Pay ratios" in Chapter 3, "Corporate governance" of this Universal Registration Document (pages 94-97).

Pay ratio: Average top 1% of salaries/Average annual salary	% in 2020(1)	% in 2021(2)	% in 2022(3)
Under 4.5	86.9%	86.9%	98.6%
4.5 ≤ x ≤ 5	13.0%	11.7%	0%
Over 5	0.0%	1.4%	1.4%

(1) 99.8% of the Group workforce (excluding Cassiopae Tunisia, interns and acquisitions).
(2) 99.9% of the Group workforce (excluding interns and acquisitions). Data recalculated in 2022.
(3) 99.9% of the Group workforce (excluding interns and acquisitions).

Employee share ownership

At 31 December 2022, all the holdings managed on behalf of employees accounted for 6.4% of the share capital (vs 5.8% at 31 December 2021) and 8.1% of voting rights (vs 7.8% at 31 December 2021).

Under the We Share 2022 plan agreed by the Board of Directors on 12 January 2022, participating employees acquired 189,639 shares (with one free share awarded for each share purchased).

The Board of Directors decided on 11 January 2023 to implement the We Share 2023 employee share ownership plan in the first half of 2023, with the same characteristics as the previous plans, which have met with great success. Under this new plan, employees will receive a matching contribution of one free share for every share purchased. The plan is limited to a total of 200,000 shares: 100,000 shares purchased by employees and 100,000 matching free shares granted by Sopra Steria. Under these plans, employees must purchase their shares on the market.

These plans are in keeping with Sopra Steria's continuing aim to give employees the opportunity to share in the success of the Group's corporate plan and performance over the long term. They help recognise the commitment of Sopra Steria employees to the goals set by the Group. In addition to their motivational power, employee share ownership plans help foster a sense of belonging and inclusion, since around 96% of the total workforce is eligible for these Group-wide programmes.

Achievements: 2019–2022 performance indicator

Target and achievements	2020	2021	2022
Workforce aged under 30 in post throughout the year	25.8%	21.3%	21.6%
Increase the % of employees under 30	+0.2 points	-4.5 points[1]	+0.3 points

(1) The proportion of employees under 30 fell due to the delayed resumption of recruitment. However, recruitment of under-25s increased significantly between 2020 and 2021 (31.7%, vs 29.5% in 2020).

2022–2025 performance indicator target: Increase the % of employees under 30

2.6. Maintaining and developing skills

The digital revolution, the widespread adoption of hybrid work models inspired by the persistent rise in remote working, the expectations of younger generations and today's uncertain environment all mean that we must constantly develop our employees' skills. It is estimated that nearly 50% of technical or "hard" skills will be obsolete in five years (source: OCDE) and 80% of jobs that will exist in 2030 have yet to be invented (source: Dell).

In order to respond to these challenges, it is important for the Group to work towards being a learning company. This means placing the priority on behaviours and rituals that instil a daily desire to learn, both individually and with others.

Efforts to maintain and develop employees' skills are underpinned by two key policies: human resources and training. These policies serve the corporate plan and strategic direction, with the goal of ensuring that the Group has access to the appropriate skills at all times and in all places, particularly as project cycles accelerate. If the company is to deliver on its corporate plan, it is essential that all employees undertake ongoing training.

Backed by these policies, the Group Core Competency Reference Guide provides a shared framework for understanding the Group's professions, appraising employees and supporting career development. These two policies and the Core Competency Reference Guide are among the Group's key skills development tools and are designed to meet three challenges:

- constantly improve our ability to meet client expectations and serve the Group's strategy;
- boost motivation and build employee engagement;
- drive performance and maintain employability at the leading edge of technological and business expertise.

These policies are also aimed at maintaining a shared culture of purpose that strengthens relationships within the Sopra Steria community.

To illustrate the trend towards learning, the following table shows selected key figures for training hours in 2022 (excluding work-linked training students and interns):

Training hours	2019		2020		2021		2022	
Number of hours and average hours per employee	1,263,354	29	1,207,065	27	1,219,922	27	1,537,505	33
Number of hours and average hours per female employee	369,505	27	374,536	26	378,547	27	499,332	33
Number of hours and average hours per male employee	893,850	30	832,528	27	841,375	27	1,038,173	33

2023072603072

Group training expenditure in 2022 was 4.1% of total payroll expenses (vs 4.1% in 2021) across 82.6% of the relevant scope (Africa, Europe and India, vs 54.6% in 2021: France, Germany and Spain).

In France, training expenditure was 5.2% of total payroll, vs 4.6% in 2021.

Maintaining and developing skills: 2022 saw an increase in efforts to pool resources and streamline processes, with the availability of a range of structured training courses and a strengthened learning organisation model.

Actions	2022 achievements
Managing future operational risk by rolling out the People Dynamics approach,	**Rolled out to all geographies**

Broken down into three key actions:

1) Identify far-reaching changes affecting our businesses over the next one to three years (emerging jobs where there is positive pressure, and/or that are sustainable or sensitive)

2) Draw up HR action plans for acquiring, maintaining and developing required current and future skills

3) Providing a common performance appraisal system based on ongoing dialogue between employees and their managers
and resulting in an individual development plan
Plus a HRIS to facilitate oversight and decision-making.

Supporting both short-term performance and the corporate plan, with two key priorities:

1) Internationalising the offering: instil a shared corporate plan, fundamentals (values, basics and governance principles) and compliance rules across the Group

2) Management and leadership programme rolled out to all Group managers (launched in France in 2021 and gradually rolled out Group-wide starting in 2022)

Planning for business transformation
All business areas are covered by professional development paths to track employee skills development and their career development. In addition to professional development paths, à la carte training is available in some business areas and at some levels.
The Academy regularly creates and overhauls professional development paths. This approach is designed to offer employees training that supports long-term skills development as they progress from level to level within their business area.

Training paths are designed using a project-based approach with its own dedicated organisational structure (with a sponsor, an internal project owner and in-house business line specialists involved in designing modules and delivering training). These paths also make use of digital platforms to provide additional training materials.

Helping our people develop
6,935 employees promoted, 33.3% of them women (vs 6,792 employees promoted in 2021, 32% of them women)
The number of promotions represents 14.0% of the permanent contract workforce who were with the Group throughout the year (vs 15.7% in 2021).

2022 highlights: The Academy created and rolled out a number of new professional development paths

- Consulting: Training paths for managers. Modules for directors and senior directors were developed in 2022 and will be rolled out in 2023.
- Sales: Training path designed to provide individual support to our sales managers. This path measures drivers of sales performance and effectiveness.
- Recruitment: Two training paths for recruiters in HR and in operational roles.
- Project Management: 15 new business expertise modules developed (with 3,025 employees trained in 2022).
- Architecture: "Experienced Solutions Architect" training path.
- Business Analysis: Training path to support business analysts.
- Solution Builders: Roll-out of the Software Craftsmanship course was ramped up in 2022 and a springboard course to help employees transition to the managerial level is to be rolled out in 2023.

100% of scope

The training offering has been rolled out internationally, with 4,464 sessions (excluding country-specific sessions) a year, broken down as follows:
Training in English: 567 sessions per year, i.e. 47 sessions per month and 62,900 hours – Target for 2023: 70 to 80 sessions per month
Training in French: 5,100 sessions per year, i.e. 425 sessions per month and 520,000 hours

Highlight in France: continuing roll-out of Management & Leadership programme
This course aims to develop a shared leadership culture and help managers understand the Group's strategic priorities
116,865 training hours, vs 58,172 in 2021 (France)
44% of Group managers trained, vs 40% of managers in France in 2021
89.3% of in-scope employees, vs 41.7% in 2021 (France)

Actions	2022 achievements
Driving sustainable performance by promoting self-directed learning, knowledge-sharing, experimentation and on-the-job learning Help employees continuously refresh their knowledge to boost their employability and meet clients' demands Gaining and passing on knowledge must become a key part of our day-to-day activity	*Knowledge transfer (both behavioural and technical) is supported by, inter alia,* training events led by in-house trainers who embody the Group's values and promote the highest standards of professional excellence. More than 1,500 Group employees have been involved in leading training. 15.6% of training hours in "Innovation and digital transformation" modules 160,000 hours of professional training in our business lines **Group highlight:** Increase in the number of digital platforms and licences made available on CoorpAcademy, Pluralsight, SAP and SecureFlag and access to cloud vendor platforms for taking certification tests (AWS, Google Cloud Platform, Microsoft Azure). 100% of scope: Group

2022-2025 performance indicator targets

- Increase number of hours' training in "Innovation and digital transformation" modules **from 14% to 20% of total training hours.**
- Boost the proportion of professional training for our business lines: **increase from 160,000 to 200,000 hours (i.e. +25%)**
- Deploy the Group's management and leadership programme to all entities and countries (launched in 2022)

2.7. Diversity and equal opportunity

The Group reaffirms its commitment to combat discrimination, based on the principle of equal opportunity. The Group is keen to create a caring environment where everyone works together to foster inclusion and well-being. As such, it endeavours to recruit employees from a diverse range of backgrounds and to treat everyone fairly.

This approach is underpinned by five inclusive policies:

- a gender equality policy aimed at increasing the proportion of women at every level of the organisation;
- a disability policy aimed at recruiting and keeping people in employment irrespective of their disabilities;
- an intergenerational policy aimed at attracting talented young people while promoting knowledge transfer between generations;
- a policy promoting diversity and access to employment for young people from disadvantaged and rural areas, aimed at diversifying our recruitment and fostering social openness;
- an LGBT+ policy aimed at ensuring that everyone has the same opportunities to flourish and succeed within the Company, irrespective of gender identity, appearance or sexual orientation.

2023072603073

The Group's commitment to non-discrimination is reflected in its having signed a number of national and international charters and corporate giving agreements it considers high-priority to support a proactive approach and work to promote diversity:

Topic	Charters signed
Workplace gender equality	UN Global Compact Women's Empowerment Principles (2021-2023 corporate giving agreement) Corporate Parenthood Charter created by the Observatoire de la Qualité de Vie au Travail (OQVT) signed in 2022 GEEIS accreditation secured in 2022 Numeum ethical AI charter signed in 2022
Recruiting and promoting people with disabilities	Global Business and Disability charter under the aegis of the ILO (2021 charter – renewed every year)
Diversity and social openness	Diversity Charter: Germany, France and Norway: signed in 2021 and renewed annually. United Kingdom: signed in 2018 and renewed annually. Belgium: signed in 2022. Manifesto for greater diversity and inclusion in the cybersecurity profession, supported by the Cyber Centre of Excellence. Signed in 2022.
Non-discrimination against LGBT+ people at work	Autre Cercle charter in France, signed for 2021-2023, with a target of establishing a framework for combating workplace discrimination based on sexual orientation or identity Signed up to the Employers for Equality programme in Germany in 2022 Parks Liberi e Uguali: Joined in Italy in 2022

2.7.1. GENDER EQUALITY POLICY

The Group's **gender equality policy** is designed to ensure fair treatment, to help women progress and to support their career development at every level of the Company. To promote gender equality within the Group, Executive Management sets numerical targets, gender is taken into account within human resources processes, and awareness campaigns and training programmes are implemented. This policy is also implemented through specific actions to ensure that women are ultimately represented at every level of the Group in proportion to their percentage of the total workforce. Special attention is paid to achieving this representation in management and senior management positions.

Equal pay to women and men for work of equal value

As regards compensation, specific measures aimed at preventing and correcting unjustified pay gaps have been put in place across the Group. Annual pay reviews are carried out to ensure that men and women receive equivalent compensation for roles with the same level of responsibility, up to and including the most senior positions in the company. To ensure fair compensation, the Group applies a methodology for analysing gender pay differences that is signed off by representatives of management and labour. This analytical approach is supported by systems that facilitate oversight and decision-making.

In France, Act 2018-771 of 5 September 2018 on the "freedom to choose one's professional future" introduced a score out of 100 consisting of five criteria relating to gender pay differences and the steps taken to eliminate them. The five criteria are as follows: pay differences; differences in the rate of individual salary increases excluding promotion; differences in the rate of promotion; percentage of employees receiving a salary increase during the year in which they returned from maternity leave; and number of employees of the least represented gender among the top ten highest-paid employees. The French Ministry of Labour has been publishing these scores on its website since 2019.

On the first criterion, the Group scored 39 out of 40, equating to a difference of less than 1% in favour of men. The Group achieved the maximum possible score on the second, third and fourth criteria (salary increases, promotions, and equal treatment for women returning from maternity leave). The total score was 89 out of 100 for the economic and employee unit (UES), 92 out of 100 for Galitt and 93 out of 100 for CIMPA.

Proportion of women in the Group	2019	2020	2021	2022
Women on the Board of Directors	50%	42%	42%	42%
Women on the Executive Committee	0%	12%	17.6%	20.0%
Women in the 10% most senior positions	18.0%	18.6%	19.4%	20.4%
Women recruited	33.1%	34%	33%	34.3%
Women in the workforce	32.0%	32.5%	32.4%	33.1%

** N/A: Not available.*
1) The first results are due to be published in 2023.

The proportion of women in the Group's workforce was slightly up, at 33.1% in 2022 compared with 32.4% in 2021. Women held 30.0% of engineering, consulting and project management positions, compared with 29.8% in 2021. It remains higher than the overall proportion of women in scientific careers (28%).

Increasing the proportion of women in the workforce and in management positions

The Group has implemented a gender equality programme backed by Executive Management, "TogetHER For Greater Balance", to involve employees in an innovative collective intelligence exercise designed to tease out ideas and best practices.

This is a long-term programme. This long-term programme is helping raise awareness of the need to increase the proportion of women in the digital sector, where they are significantly under-represented. It also aims to promote initiatives and success stories, which are gathered and shared throughout the year. They are made available via a dedicated platform accessible to all employees. The goal of sharing initiatives in this way is to inject fresh momentum by inspiring people and encouraging interaction between countries.

THE SIX TYPES OF INITIATIVES COLLECTIVELY IDENTIFIED AND IMPLEMENTED ARE AS FOLLOWS:

Actions	2022 achievements
1) Setting numerical targets to track progress in the proportion of women in the workforce and in management positions (proportion of women recruited, in the workforce, promoted)	**Slight increase in the proportion of women:** Women now account for 33.1% of the workforce (vs 32.4% in 2021) **Increase in new female hires:** 34.3% of new recruits were women (vs 33% in 2021) **Digital skills retraining:** 33.3% of new recruits were women, vs 26.4% in 2021 (41.4% of scope: France and Tunisia) **Balanced ratio of men and women promoted within the Group:** 14.4% of women promoted (vs 13.8% of men) Of those promoted, 33.3% were women (vs 32% in 2021) **More women in the 10% most senior positions:** 20.4% were held by women (vs 19.4% in 2021)
2) Launching Group awareness campaigns under the "TogetHER for Greater Balance" banner, backed by Executive Management, to reaffirm the Group's commitment to gender equality	Annual Group **"TogetHER for Greater Balance"** awareness campaign: 10,796 **participants** **Group highlights**: launched live international "Inspiring Women by Sopra Steria" talks on the LinkedIn Live platform. These talks are given by female Sopra Steria employees on topics such as defence and security, inclusive finance, cloud computing and artificial intelligence. In-house webinars are also run by male and female employees covering feedback on mentoring, initiatives by gender equality-focused networks and the impact of role models.
3) Training employees at every level to drive the cultural and behavioural changes needed to ensure women can advance (addressing the impact of stereotypes on decision-making processes, sexual harassment, sexism, etc.)	3,514 employees received training in gender equality issues 82.2% of scope: Africa, Asia and Europe **Key events for the Group: Gender Equality Tour** with multicultural sessions in five languages: 587 employees trained and first session aimed at 14 European and Indian CEOs "Taking action to prevent sexual harassment and sexist behaviour": 2,927 employees trained. 57.6% of scope: Europe and India
4) Supporting career development for women through mentoring programmes	Programmes supporting women to more quickly increase the proportion of women in management positions: in total, 171 women mentored (vs 188 in 2021) 88.8% of scope: Europe and India **Highlight in the United Kingdom:** Sopra Steria ranked one of the best places to work for women (Best Workplaces for Women).
5) Promoting role models to inspire career choices through testimonials, talks, webinars, and internal and external multimedia campaigns involving inspiring women in the Group	**Group highlights: "TogetHER For Greater Balance" platform** promoting women with inspiring careers at Sopra Steria. Media campaign: #WomenWhoInspire in Spain; videos of inspiring women in Belgium
6) Promoting gender equality-focused networks to raise women's and girls' awareness of and attract them to the digital sector through events, in particular at schools (primary, secondary and beyond)	4,038 members of gender equality-focused networks (Europe and India) working for greater gender equality in the digital sector by including more men in the approach **UK highlight**: signed up for the National Cyber Security Centre's CyberFirst programme. This programme is aimed at inspiring and encouraging students from all backgrounds to consider a STEM degree and/or a career in cybersecurity and to apply for a CyberFirst scholarship. Sopra Steria partnered with a girls' school to deliver IT classes and mentoring by Sopra Steria employees.
Findings of the Great Place To Work survey	**88%** of employees (vs 85% in 2021) responding to the survey felt that "Staff are treated fairly irrespective of gender"

2023072603074

Increasing the proportion of women in senior management positions

Increasing the proportion of women in senior management positions is one of the Group's top three ESG priorities. In accordance with requirements laid down in the AFEP-MEDEF code, Executive Management has drawn up an action plan and targets to more quickly increase the proportion of women in senior management positions. To ensure that targets are achieved, an operational governance structure has been put in place at the very top of the company to monitor the progress of this action plan.

The target population of women in senior management positions encompasses the following:

- Group Executive Committee;
- "upper management", corresponding to roughly the 3% of employees on permanent contracts belonging to the top two echelons (future Executive Committee members).

Actions	2022 achievements
Promoting female talent to identify them and facilitate their access to the highest levels of the organisation	30.5% of those promoted at the highest echelons of the organisation were women, in line with the overall proportion of women in the workforce
A recruiting plan to help meet the targets for female representation at the levels concerned alongside internal promotion procedures	23.5% of female new hires were recruited into positions in the highest echelons
Adjustments to HR and management practices to promote gender equality	Implemented recruitment targets Targets for bringing more women into senior management positions included in the criteria used to determine the variable component of management compensation
Initiatives to support of female talents to encourage them and secure their move into senior management positions by setting up specific training, coaching and mentoring programmes	Put in place a mentoring scheme (177 women mentored) **Highlight in the United Kingdom: introduction of the Women in Leadership programme** to help talented women make it to the very top of the organisation

2021-2025 performance indicator target

The ultimate aim is to ensure that women are represented at every level of the Company, and particularly at the highest levels, in proportion to their percentage of the total workforce.

- women to make up 30% of the Executive Committee;
- 20% of senior management positions to be held by women (with an intermediate target of 17% of senior management positions to be held by women by 2023).

Highlight: Sopra Steria secured Gender Equality European & International Standard (GEEIS) accreditation, developed by ARBORUS and audited by Bureau Veritas Certification. This is an international standard that is recognised around the world. It is used to evaluate HR policies from a gender equality perspective based on a shared framework covering all business types and geographies. This accreditation recognises the Group's progress on gender equality over a period of many years.

2.7.2. DISABILITY POLICY

The disability policy implemented within the Group aims to favour the recruitment and retention of people with disabilities through innovative initiatives in the areas of hiring, adapting the work environment, training and awareness.

The Group is committed to complying with local legislation, regulations and recommendations regarding employment of people with disabilities. As a member of the ILO Global Business and Disability Network, an initiative run by the International Labour Organization (ILO), the Group also takes part in the sharing of best practices to improve the recruitment and induction of employees with disabilities around the world.

Differences in how disability is defined from country to country mean we are not able to collect consistent and comparable data.

Actions	2022 achievements
Fostering access to employment for people with disabilities	853 employees with disabilities, of which 336 women (39.4%) 74.8% of scope: Africa, Europe and India Percentage of employees with a disability: 3.30% (vs 2.96% in 2021) 40.0% of scope: France
Supporting employees with disabilities	Year-round plan to attend to the needs of employees with disabilities, More than 1,700 employees are currently receiving assistance in France.
Delivering training and awareness-raising to foster access to employment for people with disabilities	11,475 employees took part in training and awareness-raising initiatives (vs 12,400 in 2021) (Group).

Actions	2022 achievements
Facilitating access to higher education for secondary school and university students	Supported 45 secondary school students as part of the HandiTutorat academic tutoring programme (more than 400 have received support since 2013) 27 grants awarded to students with disabilities (annual programme) All grant applications received were approved.
Supporting the development of the sheltered employment sector	Facilitated inclusive purchasing: ■ procedure for purchasing from sheltered employers; ■ catalogue of suppliers in the sheltered employment sector; ■ partnered with the national UNEA network of sheltered employers; ■ all buyers trained in inclusive purchasing.
Encouraging innovation to make day-to-day life easier for people with disabilities	Challenge Innovation Awards: Two projects selected for the 2022 awards and led by employees (in progress) Employees took part in fostering the emergence of solutions that improve day-to-day life and increase independence for people with disabilities

2021-2025 performance indicator target: Increase the proportion of employees with disabilities from 2.96% to 3.30%. **Target exceeded.**

New 2021-2025 performance indicator target: Increase the proportion of employees with disabilities from 3.30% to 3.50%.

2.7.3. INTERGENERATIONAL POLICY

The intergenerational policy in place within the Group aims to attract talented young people while ensuring that different generations continue to be represented. The Group promotes knowledge and skills transfer – a key component of its intergenerational policy – by appointing a mentor for every new recruit aged under 25. The age pyramid illustrated below shows a breakdown of the Group's workforce (excluding acquisitions) by age. The distribution by age bracket is evenly balanced between under-25s and over-55s across the Group. Local differences chiefly reflect the nature of the Group's main activities in each country.

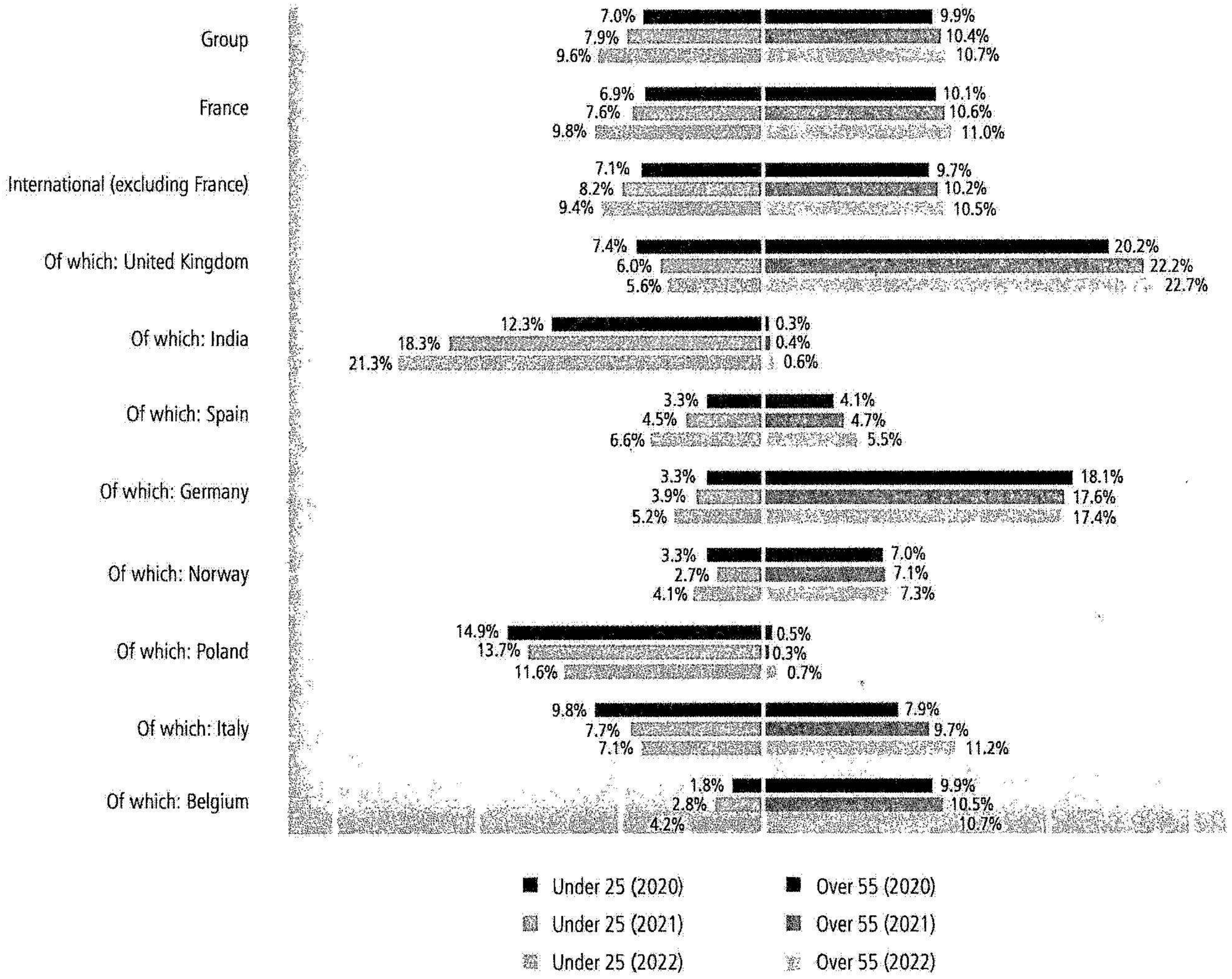

2023072603075

Actions	2022 achievements
Maintaining a balanced age representation	9.6% of the workforce was under 25 years of age (compared with 7.9% in 2021) and 10.7% was over 55 (compared with 10.4% in 2021)
Facilitating the transition to retirement	Introduced a phased retirement system to facilitate the transition to retirement Retirement information session: 956 participants 40.0% of scope: France

2.7.4. POLICY PROMOTING DIVERSITY AND ACCESS TO EMPLOYMENT FOR YOUNG PEOPLE

The diversity and youth employability policy implemented within the Group aims to ensure access to education for all and integrate young graduates into the world of work. This policy is in line with the principle of equal opportunity and is geared towards recruiting and developing young talent. The Group has launched the specific actions set out below, with a particular focus on young people from disadvantaged and rural areas.

Actions	2022 achievements
Providing career guidance: inform students about our business as soon as they enter secondary school	547 secondary school students from disadvantaged areas hosted as part of their fourth-year job shadowing experience to learn about jobs in the digital sector and demystify algorithms, in partnership with the non-profit organisation Tous en Stage in France (40.0% of scope). **Highlight in India:** Talk Season is an education and social openness programme aimed at disadvantaged children of secondary school age. The purpose of the programme is to offer fun workshops on life sciences and maths, with a particular focus on understanding the solar system, as well as a series of aeromodelling workshops led by Sopra Steria employees. Mentoring and academic support is available to help students preparing for exams. A total of 641 students in India took part in the Talk Season and aeromodelling programmes.
Reaching out and building relationships: help young people of secondary school age understand and familiarise themselves with the business world	151 mentors and sponsors to provide secondary school students with year-round support in France and India (52.6% of scope)
Fostering inclusion and access to employment: foster inclusion and reintegration into employment for young people in long-term unemployment	572 young people helped back into work through tailored training focused on working in the digital sector (464 in France and 108 in Tunisia) 25.6% women (commitment under the Numeum France "Manifesto for retraining women to work in the digital sector") 41.4% of scope: France and Tunisia
Training and awareness-raising in non-discrimination	20,845 employees trained in at least one aspect of non-discrimination in 2022 100% of staff involved in recruitment in France trained in non-discrimination 87.2% of scope: Africa, Europe and India
Findings of the Great Place To Work survey	**93%** of employees (vs 93% in 2021) responding to the survey felt that "Staff are treated fairly irrespective of ethnic origin"

The Group runs **digital skills retraining programmes** tailor-made to help people in long-term unemployment back into work.

The Group has for many years undertaken a range of annual digital skills retraining campaigns aimed at people in long-term unemployment in France. These annual campaigns are run in partnership with employment support organisations such as Ensemble Paris Emploi Compétences (EPEC), the Pôle Emploi public employment centres and, more recently, non-profit organisation Diversidays. This organisation created the DéClics Numériques programme. This digital skills retraining programme is aimed at people in long-term unemployment from disadvantaged and rural areas. Sopra Steria participates in this programme by providing testimonials and offering permanent contract positions.

Highlight: Since 2018, the Group has been running a four-year retraining programme for jobseekers in Tunisia. Candidates recruited hold bachelor's degrees or equivalent and receive help towards obtaining a postgraduate engineering degree. They are put on permanent contracts at the outset of the programme and have access to individual support. The programme is mainly focused on providing scholarships to fully cover study costs and personalised mentoring to ensure successful integration. This approach is rounded out by a dedicated training plan.

In 2022, the first intake successfully completed the programme, with 66 engineers graduating, 65% of them women.

Goal for 2023: Rerun initiatives and strengthen momentum at Group level.

2.7.5. LGBT+ POLICY

The **LGBT+ policy** in place within the Group is designed to ensure that every individual's uniqueness is respected. Specifically, the policy covers the following commitments:

- preventing all forms of discrimination linked to sexual orientation or gender identity;
- ensuring that all employees are free to be themselves and don't need to hide their sexual orientation or gender identity while at work;
- ensuring that all employees are treated equally irrespective of their sexual orientation and gender identity. Supporting employees who are victims of discriminatory speech or actions.

Actions	2022 achievements
Training and awareness-raising	Ran an in-house awareness campaign; set up a dedicated intranet space
Fostering in-house networks	In France, LGBT champions are on the lookout for instances of "LGBT phobia" In-house networks rolled out in Norway (146 members) and the United Kingdom (375 members)
Findings of the Great Place To Work survey	**94%** of employees responding to the survey felt that "Staff are treated fairly irrespective of sexual orientation"

2.8. Health, safety and working conditions

Sopra Steria's **workplace health and safety policy** complies with regulatory requirements in each country where the Group is present. It forms part of a preventive approach to occupational risks. It is aimed at protecting employees' and subcontractors' health and safety, improving their working conditions. It contributes not only to workplace well-being but also to work-life balance.

This policy of prevention and support is based on a systematic approach underpinned by an action plan and specific achievements:

Actions	2022 achievements
Training and awareness-raising to identify and safeguard against occupational risk	18,042 employees trained as part of the TechCare programme 86.8% of scope (Africa, Asia and Europe)
Providing employees with a psychological counselling and support unit that is independent and can be accessed anonymously, confidentially and free of charge at any time	Rolled out to: 85.5% of scope (Europe and India)
Providing employees (including expatriates) with protection covering travel and repatriation insurance	Global business travel assistance programme for employees, including expatriates. 100% of scope
Forming a network of stakeholders working in the field: social workers, nurses, occupational health staff, ergonomics specialists, advisors, managers, staff representatives, etc.	100% of scope
Ensuring employees are satisfied with their pace of work	Remote working in place in all geographies: 2 to 3 days' remote working per week depending on the context Voluntary part-time working: 6.0% (vs 6.4% in 2021); part-time working is never obligatory
Managing teams supportively and valuing day-to-day work	Training programme to support managers (hybrid working) and available tools (practical guides, coaching, etc.)
Findings of the Great Place To Work survey	**95%** (vs 93% in 2021) of employees responding to the survey felt that "Safety conditions are appropriate" **88%** (vs 85% in 2021) of employees responding to the survey felt that "I can take leave when I consider it necessary"

The training and awareness-raising programme TechCare aims to prevent accidents, improve health and safety and promote workplace well-being and work-life balance. This multimodal programme (consisting of virtual classes, e-learning, webinars, guides, etc.) is tailored to various target audiences (recruiters, employees, managers, psychosocial contacts, assistants, etc.). It is structured around three key areas:

- **health and safety** to safeguard against physical and psychological risks: Fire safety, what to do in the event of an accident, screen work, preventing psychosocial risks, etc.;
- **well-being at work** to guarantee a healthy work environment, encourage employees to engage in physical activity and sport, take care of themselves and others, and manage their emotions through a range of offerings, from relaxation, ergonomics and yoga workshops to webinars on ways to protect themselves from stress, sedentary behaviours, screen time and repetitive movements, as well as guidance on learning how to switch off;
- **supporting new hybrid working patterns**: Remote management, managing employees on-site, etc.

The Group operates in the service sector. Its operations do not involve any high-risk activities, notably in respect of workplace accidents, which occur very rarely and are related purely to the hazards of everyday life.

2023072603076

This programme has been strengthened in France with the addition of the "Prevention passport", which consists of five e-learning courses on identifying and preventing high-risk situations. The five topics covered are road safety, screen work, fire safety, risk prevention and psychological risks.

Highlight: Sopra Banking Software took action across all geographies to get its employees moving and combat physical inactivity as well as to bring employees together to promote cohesion and togetherness. Key figures from this campaign are as follows: 961 employees registered for the two challenges; 84 teams were formed all over the world; the total distance covered was 148,000km.

Indicators	2019	2020	2021	2022
Absence rate (%)	N/A*	N/A*	2.7	2.8
Lost time injury frequency rate (LTIFR)	N/A*	N/A*	0.12	0.15
Total recordable injury frequency rate (TRIFR)	N/A*	N/A*	0.21	0.4

**N/A: Not available.*
85% of scope: Austria, Benelux, Denmark, France, Germany, India, Morocco, Poland, Spain, Switzerland, Tunisia, United Kingdom.

Indicators: France	2019	2020	2021	2022*
Absence rate (%)	2.6	2.5	2.7	3.1
Occupational illnesses (number)	0	2	2	1
Frequency rate of workplace accidents	2.47	1.26	0.89	1.24
Severity rate of workplace accidents	0.033	0.013	0.013	0.017

** 40.2% of scope: France.*

Target for 2023: Continue to roll out the TechCare programme.

2.9. Labour relations

Labour relations are a key driver of performance for an economy in support of an inclusive collective underpinned by the Group's values. The Group's adhesion to the UN Global Compact is in keeping with its commitment to uphold freedom of association and recognise the right to collective bargaining, in line with the principles of the ILO's eight fundamental conventions.

Sopra Steria seeks to implement measures intended to improve professional relations between the company and its employees even in countries that do not have an institutional framework governing the recognition of employee representatives' status. Non-discrimination policies and procedures are implemented with regard to employee representatives.

Against this backdrop and in accordance with legislation in force in each country where the Group operates, Sopra Steria is committed to establishing constructive dialogue with employee representatives on matters relating to corporate strategy and the company's economic, financial and employee policy.

In the event of a reorganisation project, Group companies place a priority on taking responsible action to support change and guide transformation, in collaboration with employee representatives. Along these lines, companies can put in place a range of support and professional development measures, including mobility and training opportunities.

The initiatives brought about by collective bargaining increase employees' sense of belonging and improve working conditions, ensuring that all staff are committed to the corporate plan and that the challenges posed by digital transformation are met.

The Group supports and advocates these principles in its code of ethics, available on the Group website and thus accessible to all stakeholders.

Responsibility for labour relations in each country lies with the Chief Executive Officer and the HR Director. They are responsible for:

- holding regular updates with representatives of management and staff to respond to employee expectations;
- putting in place all bodies required by legislation in force in their country.

Collective agreements	2022 achievements
Agreements signed (number)	48 foundational labour agreements signed and implemented in 2022 (vs 31 in 2021)
Agreements in force (number)	360 agreements in force (vs 357 in 2021)
Scope covered by a company-wide agreement	72.1% of employees, vs 74.4% in 2021

In Europe, agreement was reached in 2022 to create a European Works Council (EWC) for the Group. The EWC will be set up in 2023 as a strategic forum for employee dialogue at the European level. Its goal will be to ensure that employees in European Union and European Economic Area countries receive the information to which they are entitled and are duly consulted on issues of a cross-border nature.

Target for 2023: Maintain momentum on constructive labour relations to support the Group's development, successfully implement new agreements and establish the European Works Council, appointing members from each eligible country.

3. Environmental responsibility: Beyond climate action and net-zero emissions

Climate change is one of the biggest challenges facing humanity. As such, governments, businesses and civil society must work together to protect future generations.

The European Union has responded to the United Nations appeal aimed at keeping global warming below 1.5°C by passing a law that includes a requirement to achieve a net-zero emissions economy by 2050.

Over the past ten years, Sopra Steria's environmental programme has focused on protecting the environment (reducing emissions, promoting the circular economy, fostering biodiversity and engaging with stakeholders) and ensuring that environmental best practice is integrated into the Group's operations, services delivered to clients and supply chain. The Group has for several years been a leader on climate action and environmental protection.

Through our environmental roadmap, we are directly or indirectly contributing to the following SDGs: 6, 7, 8, 9, 11, 12, 13, 14, 15 and 17.

3.1. Environmental strategy

Sopra Steria endorses UN and EU objectives supporting the transition to a net-zero emissions economy by 2050. The Science Based Targets initiative (SBTi) validated the Group's targets for reducing emissions from direct activities. Performance against these targets is independently audited every year. The Group is also a participant in the UN's Climate Neutral Now programme in relation to its direct activities (offices, data centres and business travel) and achieved climate neutrality (1) for this scope.

3.1.1. KEY MILESTONES IN THE GROUP'S ENVIRONMENTAL STRATEGY

2012	**Carbon-neutral** in France through projects designed to avoid greenhouse gas emissions for **business travel**
2013	First listed company in France to be awarded a CDP Climate score of 100A
2015	Achieved **carbon-neutrality** for **direct activities** through projects designed to avoid GHG emissions from business travel, offices and on-site data centres
2017	Group greenhouse gas emissions reduction targets aligned with 2°C **approved by the Science Based Targets initiative**
2019	Group greenhouse gas emissions reduction targets aligned with 1.5°C **approved by the Science Based Targets initiative**
2020	Joined the **UN's Climate Neutral Now programme, Climate neutrality achieved** in our offices and data centres, Carbon offsetting through afforestation projects
2021	Addition of business travel to the UN's Climate Neutral Now programme. Climate neutrality achieved in our offices, data centres and business travel. Carbon offsetting through afforestation projects
2022	**CDP Climate Change A list for the sixth year running** **SBTi Net-Zero 2040** targets submitted to SBTi for approval in accordance with the new long-term standard

3.1.2. ADOPTION OF TCFD AND CDSB RECOMMENDATIONS AND SCENARIO ANALYSIS

Sopra Steria continues to improve its environmental disclosures, reporting on its governance, strategy, risk management (including both risks and opportunities) and metrics/targets, in accordance with the recommendations of the Task Force on Climate-related Financial Disclosures (TCFD). Sopra Steria uses the framework developed by the Climate Disclosure Standards Board (CDSB, recently consolidated into the International Financial Reporting Standards Foundation to support the work of the newly established International Sustainability Standards Board, ISSB) to demonstrate compliance with TCFD recommendations. This information is set out in the SDG/Global Compact/ GRI/TCFD-CDSB cross-reference table (pages 168-171).

Sopra Steria has analysed the consequences of two climate scenarios, in both qualitative and quantitative terms: the Sustainable Development Scenario (SDS) developed by the International Energy Agency (IEA), which is aligned with the Paris Agreement; and the RCP 8.5 "business as usual" scenario developed by the Intergovernmental Panel on Climate Change (IPCC).

(1) With the Climate Neutral Now programme, Sopra Steria has in fact achieved climate neutrality, which goes beyond carbon neutrality by aiming to offset all greenhouse gases (whereas carbon neutrality only takes into account carbon dioxide) through afforestation projects.

20230726030777

3.1.3. REACHING NET-ZERO EMISSIONS

TRAJECTORY TOWARD NET-ZERO EMISSIONS

Key milestones on the way to achieving SBTi's near-term 1.5°C-aligned targets and long-term net-zero emissions targets (baseline: 2015).

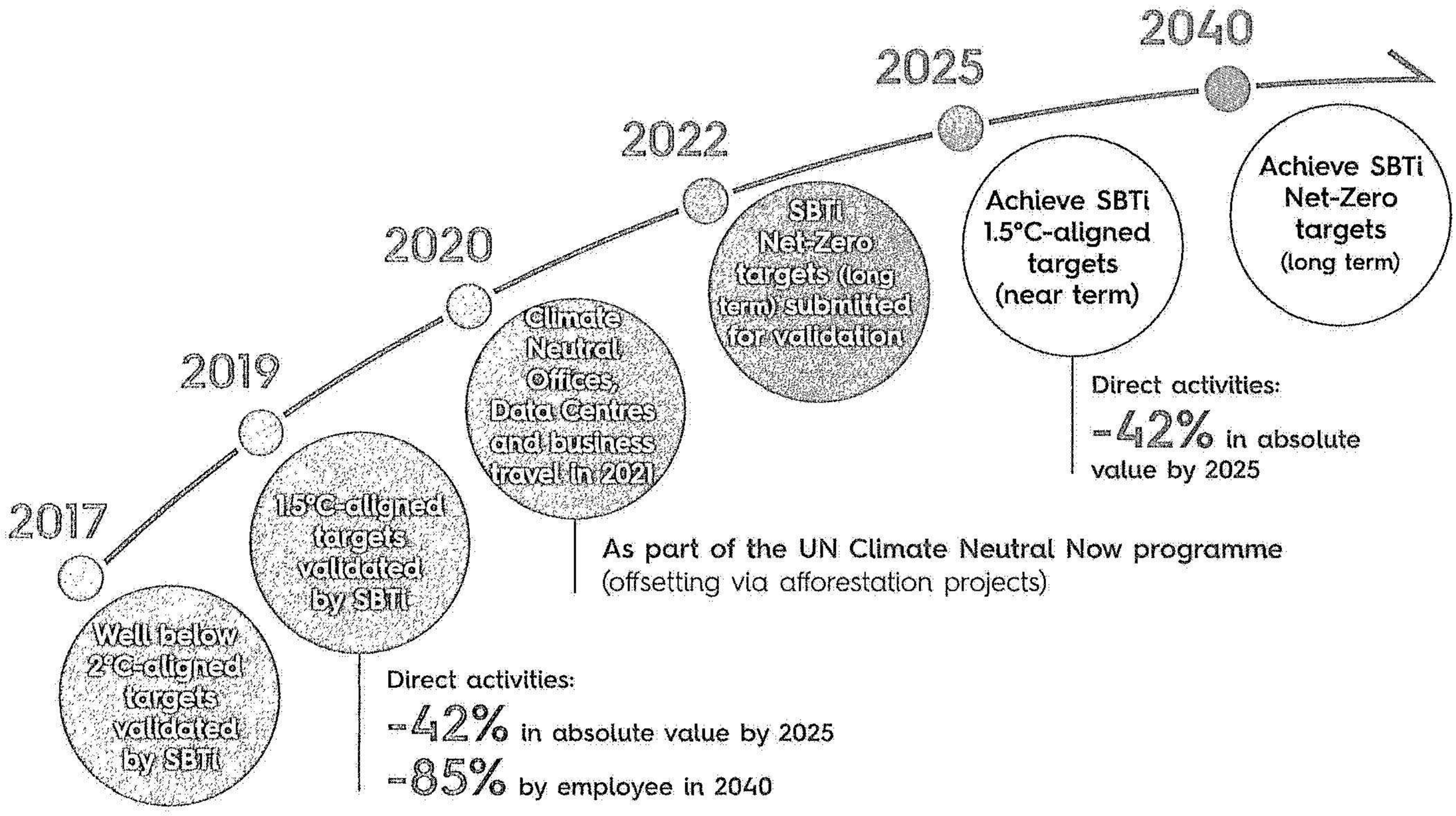

For over 10 years, Sopra Steria has worked on reducing emissions from its direct activities (offices, data centres and business travel). Since 2017, Sopra Steria's programme of actions has covered its entire value chain (Scope 3 greenhouse gases including purchases of goods and services – a category that accounts for over 80% of all emissions).

SBTi unveiled its first Net-Zero Standard at COP26 in Glasgow in late 2021. Sopra Steria was one of the companies invited to test the new standard. Since being actively involved in this testing, in 2022 the Group submitted its long-term 2040 net-zero emissions target, covering its entire value chain (with a maximum of 10% offsetting), to SBTi for approval. Sopra Steria will also continue to participate in the UN's Climate Neutral Now programme in relation to its direct activities (offices, data centres and business travel). In 2022, the Group achieved Climate Neutral Gold status for the "Measure" and "Reduce" steps and Silver status for the "Contribute" step.

The Group's objectives and targets are summarised below:

SBTi trajectory	2019	2020	2021	2022	2025	2040
		Results			Targets	
SBTi 1: Reduce absolute GHG emissions from Scopes 1 and 2 (baseline: 2015)	-64.2%	-73.0%	-76.2%	-79.4%	-42%	
SBTi 2: Reduce absolute GHG emissions from Scopes 3-6 and 3-8 (baseline: 2015)	+7.0%	-61.8%	-78.6%	-57.8%	-42%	
SBTi 3: Reduce GHG emissions per employee (Scopes 1, 2, 3-6 and 3-8) (baseline: 2015)	-36.7%	-74.0%	-83.5%	-75.7%		-85%
SBTi 4: Secure commitments from the Group's suppliers to put in place GHG emissions reduction targets Measure the percentage of suppliers that have set targets among those accounting for 70% of our supply chain emissions		Of the suppliers accounting for 70% of the supply chain's GHG emissions, 44.0% have set emissions reduction targets (across four countries)	Of the suppliers accounting for 70% of the supply chain's GHG emissions, 55.2% have set emissions reduction targets (across all countries)	Of the suppliers accounting for 70% of the supply chain's GHG emissions, 55.2% have set emissions reduction targets (target: 90% in 2025)	Secure commitments from 90% of suppliers accounting for at least 70% of supply chain emissions	
SBTi 5: Net-zero emissions (SBTi Net-Zero targets submitted in 2022) (baseline: 2019)						Net-zero emissions across the entire value chain

Note: the baseline year for targets approved by SBTi (2015) will probably be amended to harmonise with SBTi's new net-zero emissions target. For comparison purposes, Sopra Steria reports its performance against the original baseline of 2015 as well as the probable new baseline of 2019.

SBTi targets set and validated in 2019:

- **SBTi target I (short-term, 1.5°C-aligned):** Reduce absolute Scope 1 and 2 emissions by 42% by 2025 (baseline: 2015).
- **SBTi target II (short-term, 1.5°C-aligned):** Reduce absolute Scope 3 emissions in Categories 6 (business travel) and 8 (upstream leased assets: off-site data centres) by 42% by 2025 (baseline: 2015).
- **SBTi target III (long-term, 1.5°C-aligned):** Reduce Scope 1 and 2 emissions per employee in Categories 6 (business travel) and 8 (upstream leased assets: off-site data centres) by 85% and Scope 3 emissions per employee in Categories 6 (business travel) and 8 (upstream leased assets: off-site data centres) by 85% by 2040 (baseline: 2015).
- **SBTi target IV** (1) **(short-term, 1.5°C-aligned):** Supply chain
  - Over the period 2019-2023, assess the emissions of suppliers accounting for 70% of our supply chain's GHG emissions. This assessment scope could reach 80% in 2022 and 100% by the end of 2023.
  - Over the period 2020-2025, measure the proportion of GHG emissions from suppliers (accounting for 70% of our supply chain emissions) actively monitoring their own emissions. This proportion could reach 30% in 2023, 65% in 2024 and 100% by the end of 2025.
  - Over the period 2020-2025, identify the proportion of suppliers (accounting for 70% of our supply chain emissions) that have set emissions reduction targets. This proportion may amount to 20% in 2023, 45% in 2024 and 90% by end 2025.

SBTi target submitted in 2022 for validation in 2023:

- **SBTi target V (long-term, aligned with SBTi Net-Zero Standard):** Achieve carbon neutrality (net-zero emissions) across the entire value chain by 2040 (baseline: 2019).

(1) Sopra Steria is committed to ensuring that suppliers accounting for at least 70% of its supply chain emissions control their GHG emissions, and that 90% of those suppliers have in place GHG emissions reduction targets by 2025.

The following activities within the Group's environmental programme are aimed at achieving the above targets at a high level:

2023072603078

Action plans	Scope 1	Scope 2	Scope 3 3-8 (Upstream leased assets)	Scope 3 3-3 (Fuel- and energy-related activities) +3-13 (Downstream leased assets)	Scope 3 3-5 (Waste generated by operations)	Scope 3 3-6 (Business travel)	Scope 3 3-7 (Employee commuting and remote working)	Scope 3 3-1 (Supply chain)
Energy efficiency of buildings and data centres	X	X	X	X				
Energy performance of IT equipment and extending equipment life/Use of collaborative tools	X	X	X	X				X
Climate neutrality of offices, data centres and business travel (Climate Neutral Now)	X	X	X			X		
Renewable energy (direct green tariff, Guarantees of Origin, I-RECs and REGOs) and renewable energy production		X	X	X				
Recycling of paper and cardboard waste and WEEE					X			
Internal shadow carbon price for all business travel, particularly flights and personal cars						X		
Fleet including electric and hybrid vehicles						X	X	
Sustainable mobility allowance to promote cycling and carpooling/Bicycle mileage allowance/Bicycle shelters/ Carpooling/Reserved carpool parking						X	X	
Measurement of actual emissions data from our supply chain and engagement of suppliers (webinar, EcoVadis carbon module)								X

3.2. Seven priority areas of action

3.2.1. SEVEN PRIORITY AREAS OF ACTION: ENVIRONMENTAL POLICY

The Group's environmental strategy is supported by a policy broken down into seven priority areas of action:

1. Rolling out ISO 14001 certification of the Environmental Management System (EMS), which provides a framework for the Group's policy and environmental priorities;
2. Optimising the use of resources – especially energy – in our operations and contributing to the circular economy by extending equipment lifespans and through improved waste management, notably for waste electrical and electronic equipment (WEEE);
3. Increasing the proportion of renewable energies in the electricity we use, with the aim of having at least 95% of electricity use covered by renewables;
4. Reducing direct greenhouse gas emissions from offices, data centres and business travel, as well as indirect emissions;
5. Committing to protect biodiversity, transparently report on the impact of the Group's activities on biodiversity and take the necessary steps to protect biodiversity whenever possible in the course of the Group's business, help raise awareness of this issue, advise public- and private-sector bodies and work with local communities on tangible projects;
6. Ensuring the involvement and contribution of the entire value chain (employees, clients, suppliers, partners, etc.) in the continuous improvement process;
7. Embedding environmental concerns into the value proposition (digital environmental sustainability, sustainable IT, development of solutions and services reducing the impact of business activities on the environment).

To strengthen its policy and the associated continuous improvement process, Sopra Steria has chosen to work with top-tier international organisations whose aim is to involve businesses, states, NGOs and civil society in action to prevent climate change.

3.2.2. SUMMARY OF GREENHOUSE GAS EMISSIONS BY SCOPE

The following table summarises the Group's GHG emissions by scope and category. The table also sets out the reasons why some categories are not applicable.

SUMMARY OF GREENHOUSE GAS EMISSIONS BY SCOPE

		2015		2019		2020		2021		2022	
Scope	**Category**	**Emissions (tCO_2e)**	**%**	**Emissions (tCO_2e)**	**%**	**Emissions (tCO_2e)**	**%**	**Emissions (tCO_2e)**	**%**	**Emissions (tCO_2e)**	
Scope 1 (offices + on-site data centres)	Diesel, gas	2,237	0.8%	2,664	1.0%	2,315	0.9%	2,526	0.6%	1,952	
	Direct fugitive emissions	N/A	0.6%	2,048	0.6%	1,403	0.4%	1,124	0.4%	1,355	
Scope 2 (offices + on-site data centres)	Electricity, direct heating	15,724	0.5%	1,724	0.5%	1,124	0.2%	627	0.1%	398	
Scope 3	3-1. Product and services purchases	N/A	65.8%	221,311	80.6%	189,406	87.3%	259,011*	82%	269,837**	
	3-3. Emissions arising from energy not included in Scopes 1 and 2	N/A	1.6%	5,464	1.6%	3,833	1.5%	4,439	1.4%	4,539	
	3-5. Waste (WEEE, paper and cardboard, water)	N/A	0.02%	78	0.02%	50	0.01%	42	0.01%	45	
	3-6. Business travel	32,005	10.2%	34,310	4.9%	11,559	2.3%	6,957	4.2%	13,826	
	3-7. Employee commuting and remote working	N/A	19.9%	66,778	10.1%	23,714	7.3%	21,716	11%	36,039	
	3-8. Off-site data centres	1,227	0.4%	1,250	0.5%	1,132	0.05%	141	0.1%	191	
	3-13. Tenants	N/A	0.1%	494	0.2%	509	0.1%	151	0.2%	699	
SOPRA STERIA'S CARBON FOOTPRINT	**TOTAL**		**100%**	**336,120**	**100%**	**235,045**	**100%**	**296,733**	**100%**	**328,881**	

* *Results for 2021 and 2022 relating to emissions in the supply chain (Scope 3-1, purchases of goods and services) include 100% data from financial elements for the first time, thus providing a more accurate assessment compared with the results for prior years, which were partly based on estimates. This is the reason for the differences between 2021 and 2020 data. All data categories covering our value chain are independently audited from 2021 onwards.*

** *The method was improved in 2022 by including real emission factors from some of our key suppliers. With the former ADEME method, we would have had 277,344 tCO_2e.*

Scope	Category	Reason for exclusion
Scope 3 Excluded subcategories	3-2. Property, plant and equipment	Emissions arising from capital purchases are included in Subcategory 1 of scope 3
	3-4. Upstream goods transport	Included in Subcategory 1 of Scope 3
	3-9. Downstream goods transport	Sopra Steria's operating activities do not require downstream transport or distribution of goods
	3-10. Processing of sold products	Sopra Steria does not sell processed products
	3-11. Use of sold products	Emissions arising from the use of products sold by Sopra Steria are non-material
	3-12. End of life of sold products	Emissions arising from end-of-life processing of products sold by Sopra Steria are non-material
	3-14. Downstream franchises	Sopra Steria does not own any franchises
	3-15. Investments	The environmental footprint of Sopra Steria's investments in other companies is non-material

2023072603079

3.3. Incorporating climate risks and opportunities into the Group's strategy

The Group analyses and reviews the impacts of climate change as part of its overall risk mapping each year, but it does not include climate change amongst key residual risks in its five-year risk map (set out in Section 1, "Risk factors" of Chapter 2 of this Universal Registration Document on pages 40-46) because the nature of the Group's business, the variety of sectors in which it operates and its programme of preventative and mitigating actions limit its exposure to such risks.

3.3.1. IDENTIFICATION PROCESS

The Group undertakes both qualitative and quantitative analysis of risks that may arise and opportunities it should seize in pursuing its business, as well as risks and opportunities arising from its activities that might affect the environment or the climate. This analysis focuses on different time horizons: the short term (0-2 years), the medium term (2-10 years) and the long term (10-25 years). Risks and opportunities are then prioritised in accordance with scales produced by the CDP. This work is viewed alongside continuously gathered intelligence and comparative analyses relating to the Group's industry sector.

Every year since 2015, this analysis has identified, leading up to 2040, the physical risks (increased probability of extreme weather events), transition-related risks (new carbon regulations) and opportunities, the key ones being set out in Section 3.5, "Including environmental sustainability in our service offering" (pages 143-145). Risks and opportunities identified at the local or national level are flagged up by correspondents to the Group Environmental Sustainability Committee (GESC), which undertakes more in-depth analysis. The findings of this analysis are presented to the relevant business unit heads at meetings of the Corporate Responsibility Committee for inclusion in action plans. The most significant issues for the Group may be discussed at meetings of the Group Executive Committee and the Nomination, Governance, Ethics and Corporate Responsibility Committee, which submit their conclusions to the Board of Directors.

The CR&SD Director, who is a member of the Group's Executive Committee (ExCom), directly informs the members of this committee of any environmental or climate-related issues requiring particular attention and any decisions that need to be made.

3.3.2. CLIMATE CHANGE RISKS & OPPORTUNITIES

Risks and opportunities relating to climate change are classed as either physical risks or transition risks (changes in the market and reputational risk). The inherent risks (1) are assessed in light of their time horizon, likelihood of occurrence and severity of impact.

The assessment scale used in the following tables mirrors that used by the CDP (with four timescales, nine likelihood levels and six inherent impact levels).

Sopra Steria publishes the details of our analysis of our risks and opportunities annually in our disclosure to the CDP, in accordance with TCFD guidelines.

Inherent risks	Time horizon	Inherent likelihood	Inherent impact
Physical risk: Extreme weather phenomena such as cyclones and flooding	Medium term	Highly probable	Medium/High
Market: Change in client behaviours	Medium term	Highly probable	High
Reputation: Increased stakeholder concerns	Medium term	Likely	High
Emerging regulations: Authorisation and regulation of existing products and services	Short term	Almost certain	Medium

While climate risk is one of the greatest current threats to humanity, it also offers opportunities for businesses to innovate. The digital sector must work to develop solutions that reduce, avert or counter this risk. Sopra Steria is exploring the opportunities set out in the table below:

Opportunities	Time horizon	Probability	Impact
Products and services: Helping our clients develop a net-zero emissions strategy	Short term	Likely	Medium
Products and services: Managing compliance through a focus on reporting	Short term	Almost certain	Medium/High
Products and services: Measuring and reducing environmental impacts by working towards a carbon-free economy	Short term	Almost certain	Medium/High
Products and services: Helping our clients get their staff on board to drive environmental transformation	Short term	Likely	Medium/High

As part of its regular assessment of climate change risks and opportunities, in 2023 Sopra Steria plans to review the timescales for leveraging certain opportunities linked to climate change.

(1) Inherent: before taking into account preventive measures (aimed at limiting likelihood of occurrence) and mitigating measures (aimed at limiting the impact should a risk materialise).

3.3.3. PHYSICAL RISKS

In accordance with TCFD recommendations, the Group defines physical risks as those risks that arise from the physical effects of climate change such as, for example, higher temperatures, flood, drought, limited availability of water and rising sea levels.

In analysing climate-related risks, Sopra Steria has identified the following types of relevant physical risk:

- **Physical risks:**
  - Description: Sopra Steria draws on a wide range of IT infrastructure and equipment to help it respond to its clients' requirements in both qualitative and quantitative terms and to serve the needs of its own in-house functions. Increasingly frequent and severe extreme climate events such as cyclones and flooding, potentially affecting supplies of materials, manufacturing and/or transportation, could threaten part of the supply and delivery chain. This type of supply chain risk particularly affects the supply of components and IT equipment, which are mainly manufactured in Asia and the Far East, where the risk is considerably higher. Unless anticipated and mitigated, this risk could have a negative impact on our commitment to deliver solutions to our clients, resulting in market share losses, reputational damage and higher operating and production costs. There could be both a direct effect on our own IT equipment and an indirect effect where infrastructure or infrastructure suppliers are impacted (data centres, cloud suppliers, telecoms operators, etc.).
  - Risk management: Mitigation plans are in place to minimise or eliminate the consequences of these physical risks. In particular, these involve agreeing alternative supply arrangements and requiring our suppliers to put in place robust business continuity plans to shift production from affected sites to sites not affected by weather events. Purchases of IT and telecommunications infrastructure and components are closely supervised by the Group's Purchasing and Information Systems departments.

3.3.4. TRANSITION RISK

In accordance with TCFD recommendations, the Group defines transition risk as risk associated with changes arising from adapting to a low-carbon future. Sopra Steria has identified a total of six transition risks and three types of transition risk that fall into the "significant risk" category:

- **Emerging regulations:**
  - Description: Domestic and European regulations are rapidly evolving in response to climate change and the need to protect the environment; France's "ELAN Act" requires businesses to improve energy efficiency in their buildings; the EU taxonomy requires businesses to show what they are doing to help protect the environment; the Corporate Sustainability Reporting Directive (CSRD) will require corporate environmental reporting standards to be reinforced and standardised from 2025 onwards (using data from 2024) and Sopra Steria is taking steps to prepare all required indicators; and the UK's Streamlined Energy and Carbon Reporting (SECR) regulations and the EU's Corporate Sustainability Due Diligence directive introduce stricter requirements on reporting climate impacts and climate action.
  - Risk management: Sopra Steria's risk identification process, set out in Section 3.3.1 (page 135), and the Environmental Management System (EMS), which received ISO 14001 certification, ensure that emerging regulations are monitored and the associated risks are managed, measured and adequately resourced. In anticipation of these changes, Sopra Steria's network of digital sustainability officers in each of the Group's verticals and entities in France has raised awareness of the need to adopt best practice as regards digital sustainability, develop and share knowledge and the Group's learning and development programmes, involve and engage in dialogue with suppliers about clients' needs and demands, participate in forums organised by industry bodies and those in the digital services space (e.g. the Green Tech Forum, Université de la Rochelle's institute for digital sustainability [INR]), work with other members of the ecosystem and take the lead on marketing and communication programmes.
- **Market:**
  - Description: Stricter regulatory requirements relating to the environment, not only in the digital services segment, but also in industry sectors in which the Group's clients operate (the most obvious examples being energy and aviation), could compromise the Group's ability to contribute as much as it would like to the necessary transition towards a low carbon emissions economy.
  - Risk management: The Group is addressing these twin risks primarily by continuously and closely monitoring changes in its sector and the legal landscape, taking part in international initiatives such as the Climate Neutral Now programme and participating in active networks focused on this area (e.g. Institut du Numérique Durable, GreenIT.fr, Numeum, the European Green Digital Coalition and the Sustainable Digital Infrastructure Alliance). The Group also maintains its environmental leadership by:
    - efficiently managing its own greenhouse gas emissions,
    - developing solutions and services to reduce the environmental impact of digital systems,
    - investing in initiatives to help its clients navigate the environmental transition (e.g. by participating in the Boavizta project and signing up for NegaOctet).
- **Reputation:**
  - Description: Any difficulty in preparing and implementing proportionate action plans in response to global environmental challenges could harm Sopra Steria's reputation among all stakeholders as a group committed to corporate social responsibility and environmental protection.
  - Risk management: To mitigate this risk and consolidate and develop business with public and private sector clients, Sopra Steria must demonstrate to all its stakeholders that it is taking the steps needed all along its value chain (suppliers, operations and clients). In keeping with its philosophy of continuous improvement, the Group systematically takes into account feedback from clients and other stakeholders. Sopra Steria has been widely recognised for its environmental performance: CDP A-List, EcoVadis Platinum, Financial Times European Climate Leader (ranked seventh out of 400 companies). As far as possible, the Group is committed to going beyond regulatory requirements through initiatives such as extending ISO 14001 certification based on the environmental management system, raising employee awareness, engaging suppliers, developing innovative client solutions and making an active contribution to its ecosystem.

2023072603080

3.3.5. OPPORTUNITIES FOR THE GROUP

Sopra Steria is addressing business opportunities linked to efforts to prevent climate change and protect environment by offering innovative solutions in terms of both sustainable digital and digital for sustainability, in line with the net-zero emissions programme. These opportunities are set out in Section 3.5 (pages 143-145).

3.4. Optimising resource consumption and reducing greenhouse gas emissions

Sopra Steria's net-zero emissions programme focuses primarily on optimising resource consumption and reducing greenhouse gas emissions from its direct and indirect activities.

3.4.1. DIRECT ACTIVITIES

The environmental impact of our direct activities derives from our offices, our on- and off-site data centres, and business travel by Group employees.

Impact of the Covid-19 pandemic

While the Covid-19 pandemic had little direct impact on these activities in 2022, the pandemic years of 2020 and 2021 ushered in lasting changes in the Group's working practices. For example, the amount of business travel, and consequently emissions falling within Scopes 3 to 6, increased in 2022, albeit not to pre-pandemic levels. Furthermore, water consumption at our offices decreased during the Covid-19 pandemic but has bounced back now that in-person working has resumed.

Reducing resource consumption and greenhouse gas emissions from direct activities

- **Aligning our results with the SBTi targets**

Sopra Steria reduced its emissions from its global direct activities by 75.7% per employee in 2022 compared to 2015. This reduction is near the SBTi III target of decreasing GHG emissions by 85% from 2015 to 2040. Part of this reduction is attributable to the Covid-19 pandemic in 2022, without which the decrease in emissions would have been 68%, based on our estimates (1), with the resumption of normal activity for business travel in June 2022. When the effects of the Covid-19 pandemic are included, the emissions intensity of our global direct activities in 2022 was 0.36 tCO_2e per employee. Based on our estimates, excluding these effects, it would have been 0.5 tCO_2e per employee.

Although such emissions were higher than in 2021, mainly because of the partial resumption of business travel, they were in line with the SBTi target of achieving an 85% reduction by 2040.

In light of the energy crisis, Sopra Steria has drawn up an Energy Savings Plan. This plan aims to achieve a 10% reduction in the amount of energy consumed by our buildings and IT equipment by 2023 (baseline: 2021), with a focus on three areas:

1) Heating: Lowering and optimising the temperature in our offices;
2) Lighting: Aligning lighting schedules with activity in our offices;
3) IT equipment: Adopting sustainable IT rules and eco-friendly behaviours.

These changes in behaviour and habits help reduce consumption.

In October 2022, Sopra Steria launched its Energy Savings Plan as a result of a communication and awareness-raising campaign. This plan is aligned with the Group's long-term greenhouse gas emissions reduction trajectory.

- **Ramping up the roll-out of the Environmental Management System (EMS)**

Resource consumption, including the use of energy and water, is optimised by the Group's Environmental Management System, and most of our regions have achieved ISO 14001:2015 certification.

ISO 14001 certification in place: Denmark, France, Germany, India, Italy, Norway, Poland, Spain, Sweden and the United Kingdom. The Limonest site in France was awarded ISO 14001: 2015 certification in January 2022.

- **Minimising energy and water consumption in our offices and data centres, and reducing their emissions**

The following measures have been taken to help cut energy and water consumption at our offices and data centres:

- Selection of new offices built to the highest environmental standards (BREEAM, HQE, LEED);
- Selection of new environmentally certified IT equipment (Energy Star® 7.0, EPEAT® Gold);
- Widespread use of collaborative tools to limit the need for large emails and documents to be sent;
- Use of data centres with an effective cooling system and a low PUE (Power Usage Effectiveness), such as Oslo Digiplex (1.1) and Oslo Rata (1.2). The Group is also aiming to achieve an average PUE at its data centres of 1.5 by 2028 and 1.1 by 2033.

Thanks to these actions, and some office closures, energy consumption in our offices and on-site data centres (diesel, gas, biodiesel, district heating, electricity) per employee was reduced by 44% between 2015 and 2022.

Sopra Steria monitors water consumption so as to minimise leaks and waste.

Sopra Steria has selected new buildings with the highest levels of environmental performance:

- **Latitude at Paris-La Défense**, certified HQE "Exceptional", Effinergie+ and BREEAM "Excellent". This site is among the 15% of office buildings in France with the lowest energy consumption. It was recognised in the ULI Europe Awards for Excellence 2022.
- **Eria at Paris-La Défense**, certified HQE "Excellent", Effinergie+, BREEAM "Excellent" and WELL Silver Core & Shell. The Group has joined the Cyber Campus in this building.
- **Trinity at Paris-La Défense**, certified HQE "Exceptional" and BREEAM "Excellent". This is the first office tower in France to score full marks on the HQE certification, achieving a "High performance" rating on all 14 targets. The Trinity Tower received an award from the Council on Tall Buildings and Urban Habitat (CTBUH) in the "Best Tall Office Building" category. This building will come into use sometime in 2023 once it has been fully fitted out.

(1) We estimate that 20% of the decrease in emissions from business travel between 2019 and 2022 were due to the impact of the Covid-19 pandemic. This methodology enables us to gain insight into what our emissions from global direct activities might have been if not for the pandemic.

RESOURCE CONSUMPTION – DIRECT ACTIVITIES

Indicators	Target	Baseline	2019	2020	2021	2022
Energy use in offices	Reduce energy consumption per employee; in France, reduce absolute energy consumption at commercial premises by 40% by 2030 (in accordance with the ELAN law)[1]	**2015**				
Absolute consumption *(MWh)*		61,625	73,126	59,615	58,638	54,476
Consumption per employee *(MWh/employee)*		1.98	1.62	1.30	1.25	1.10
Energy use at on-site data centres		**2015**				
Absolute consumption *(MWh)*		14,561	9,063	9,714	8,467	6,799
Consumption per employee *(MWh/employee)*		0.38	0.20	0.21	0.18	0.14
Energy use at off-site data centres		**2015**				
Absolute consumption *(MWh)*		20,223	16,621	15,949	15,461	15,558
Consumption per employee *(MWh/employee)*		N/A	0.37	0.35	0.33	0.31
Renewable energy use		**2015**				
Using renewable energy for electricity consumption at offices and on-site data centres	Increase the proportion of the Group's electricity consumption (at offices and on-site data centres) from renewables to over 85%.	20.4%	90%	95%	99.2%	99.3%
Water use in offices		**2017**				
Absolute consumption *(m^3)*	Manage water consumption to minimise leaks and waste	244,480	246,985	164,250	121,926	135,445
Consumption per employee *(m^3/employee)*		6.00	5.50	3.60	2.59	2.73

For 2022, the scope of indicators includes all entities over which the Group has operational control (and thus includes the NHS SBS, SSCL and SFT joint ventures, which were only brought in scope from 2017 onwards) and employees at companies acquired up to and including December 2022, namely Graffica and Footprint Consulting AS, as well as EGGS Design and EVA Group, which were not included in our 2021 report.
For 2021, the scope includes employees at companies acquired up to and including November 2021, namely Luminosity Limited, Sopra Steria Financial Services and Labs.
For 2020, the scope includes all entities over which the Group had operational control (and thus includes the NHS SBS, SSCL and SFT joint ventures) as well as newly acquired companies Sodifrance, Anteo (Consulting and E-Business Solutions), Holocare and cxpartners.
For 2019, the scope includes all entities over which the Group had operational control (and thus includes the NHS SBS and SSCL joint ventures) but does not include SAB or Sopra Financial Technology GmbH.

(1) ELAN: Decree 2019-771 of 23 July 2019 reforming housing, planning and digital technology.

To lower greenhouse gas emissions at its offices and on-site data centres, a high proportion of Sopra Steria's electricity consumption continues to come from renewable sources under green power purchase agreements sealed directly with suppliers or using Guarantee of Origin certificates (GOs and REGOs in France, Spain, Norway, Switzerland, Poland, Italy, Belgium, the Netherlands, Luxembourg, Germany, Austria, Bulgaria, Sweden, Denmark and the United Kingdom) or International Renewable Energy Certificates (I-RECs in Cameroon, Côte d'Ivoire, Morocco, Senegal, Tunisia, Lebanon, the United Arab Emirates, India, Brazil, China, the United States, Canada and Singapore).

Sopra Steria exceeded its target by 85% in 2019 and has since made further progress; in 2022, 99.3% of the electricity it consumed was from renewable sources.

■ Reducing emissions from business travel

Sopra Steria has implemented a number of management tools and actions to reduce greenhouse gas emissions from business travel: quarterly business travel overviews, an internal shadow carbon price, the use of technology for online meetings, incentives to travel by train whenever possible and access to a fleet of electric vehicles. Although the Group's absolute emissions in 2022 were nearly twice as high (up 99%) as in 2021 (the year when the effects of the Covid-19 pandemic were at their peak), they still equated to only 40% of emissions in 2019, the year before the Covid-19 pandemic began. Emissions in 2022 were 70% lower per employee than they were in the Group's baseline year of 2015. The impact of the reduction due to the Covid-19 pandemic is relative (around 30% to 35% in absolute value) compared with 2019, the last year without Covid.

REDUCING GHG EMISSIONS – DIRECT ACTIVITIES

2023072603081

Indicators	Scope	Target	Baseline	2019	2020	2021	2022
Business travel, offices, on- and off-site data centres and fugitive emissions	**1 2 3**		**2015**				
Absolute emissions (tCO_2e)		Introduce an internal shadow carbon price for business travel in the Group's key geographies by **2025.**	51,192	41,996	17,533	11,375	17,722
Reduction in emissions per employee relative to 2015 (tCO_2e/employee)	x x x		N/A	-36.7%	-74.0%	-83.5%	-75.7%
Offices			**2015**				
Absolute emissions (tCO_2e)			15,234	4,336	3,400	3,125	2,319
Reduction in emissions per employee relative to 2015 (tCO_2e/employee)	x x		N/A	-76%	-81%	-83%	-89%
On-site data centres			**2015**				
Absolute emissions (tCO_2e)			2,726	54	39	27	30
Reduction in emissions per employee relative to 2015 (tCO_2e/employee)	x x		N/A	-98.3%	-98.8%	-99.3%	-99.2%
Off-site data centres		Incorporate the Group's business travel, offices, data centres and fugitive emissions into the **net-zero emissions programme.**	**2015**				
Absolute emissions (tCO_2e)			1,227	1,250	1,132	141	191
Reduction in emissions per employee relative to 2015 (tCO_2e/employee)	x		N/A	-13%	-23%	-91%	-89%
Fugitive emissions			**2017**				
Absolute emissions (tCO_2e)			1,725	2,048	1,403	1,124	1,355
Reduction in emissions relative to 2017 (tCO_2e)	x x	SBTi Targets I and III	N/A	+19%	-19%	-35%	-21%
Business travel*			**2015**				
Absolute emissions (tCO_2e)			32,005	34,310	11,559	6,957	13,826
Emissions per employee (tCO_2e/employee)	x	SBTi Targets II and III	0.92	0.80	0.30	0.15	0.28
Direct activities relative to revenue/pro forma EBITDA**			**2018**				
Ratio of emissions from direct activities to revenue (tCO_2e/€m)			11.0	9.5	4.1	2.4	3.5
Ratio of emissions from direct activities to pro forma EBITDA** (tCO_2e/€m)	x x x		122.3	102.9	46.4	25.4	35.7

Emissions are calculated within the framework of the GHG Protocol using DEFRA fuel combustion emission factors and residual blend emission factors published by the Association of Issuing Bodies for the production of electricity consumed. Emissions from district heating are calculated using emission factors published by domestic authorities for power plants generating the heat used by Sopra Steria. Emissions from business travel are calculated using emission factors taken from the GHG Protocol.

For 2022, the scope used to calculate indicators includes all entities over which the Group has operational control (and thus includes the NHS SBS, SSCL and SFT joint ventures, which were only brought in scope from 2017) and employees at companies acquired up to and including December 2022, namely Graffica and Footprint Consulting AS, as well as EGGS Design and EVA Group, which were not included in the 2021 report. For 2021, the scope includes employees at companies acquired up to and including November 2021, namely Luminosity Limited, Sopra Steria Financial Services and Labs. For 2020, the scope includes all entities over which the Group had operational control (and thus includes the NHS SBS, SSCL and SFT joint ventures) and all companies acquired during the year. For 2019, the scope includes all entities over which the Group had operational control (and thus includes the NHS SBS and SSCL joint ventures) but does not include SAB or Sopra Financial Technology GmbH. For prior years (2015, 2017, 2018), the scope includes all entities over which the Group had operational control (and thus includes the NHS SBS and SSCL joint ventures from 2017 onwards) but does not include Kentor, Galitt, Beamap, Cassiopae or 2MoRO.

* *Data takes into account the reduction in emissions arising from green business travel in Germany. Excluding the reduction in emissions from green business travel gives the following values: 14,695 tCO_2e in 2022, 7,402 tCO_2e in 2021, 12,698 tCO_2e in 2020, 37,164 tCO_2e in 2019, 38,176 tCO_2e in 2018 and 38,133 tCO_2e in 2015.*

** *Pro forma EBITDA as calculated in Chapter 5, Note 12.5.1*

Offsetting unavoided emissions from direct activities

Since 2020, Sopra Steria has invested in carbon capture projects via afforestation under the banner of the UN Climate Neutral Now programme. By using carbon offsets from these projects, the Group was able to meet its target of achieving climate neutrality across all direct activities in 2021, a year ahead of schedule. (Sopra Steria had previously been carbon-neutral since 2015 through emissions avoidance projects.)

CLIMATE NEUTRAL NOW MEASURE REDUCE OFFSET

The Ceibo afforestation project located in eastern Uruguay is one of these carbon capture projects via afforestation. The project covers around 22,000 hectares of land, and its objective is convert the grasslands destroyed by a long history of cattle grazing into transformative forestry plantations that will help to restore the land, while improving soil quality through water retention and the delivery of micro-nutrients to the soil, and preventing soil erosion. These well-managed forestry plantations produce long-life timber, while sequestering large quantities of carbon dioxide from the atmosphere. The GHG emissions sequestered through afforestation under the project are checked by the Verified Carbon Standard (VCS) and have obtained Compliance Certification Board (CCB) certification.

Working to promote Biodiversity

A dedicated biodiversity policy has been developed to align our activities with Sopra Steria's objectives aimed at meeting the six environmental goals laid down in the EU Taxonomy. Sopra Steria has thus committed not only not to harm biodiversity but also to transparently report on the Group's impact on biodiversity. The Group will analyse its impact based on four issues and will, by the end of 2023, define indicators measuring that impact. An action plan will then be devised and implemented, with impacts and progress measured against these indicators.

In this regard, the Group will whenever possible take the necessary steps to protect biodiversity in the course of its business. The Group is also keen to put digital technology to work for the environment by applying its skills to protect biodiversity.

Some examples of positive contributions to biodiversity:

The partnership with Fondation de la Mer in 2022 contributed to the Code Océan initiative (see Section 4.5.2, "Employees involved in high-impact projects", on pages 163-164). This initiative is designed to explain marine plastic pollution to children aged 8 to 15 and encourage them to think about solutions, with the support of the French education system. This approach helps raise awareness of marine plastic pollution and its impact on biodiversity among primary schoolers.

In India, Sopra Steria runs tree planting campaigns and monitors their progress. In 2022, these campaigns used organic waste as fertiliser.

Sopra Steria's carbon offsets are based on Ceibo afforestation projects in Uruguay and help protect biodiversity in this region. Tasks performed by the teams responsible for these projects include regular monitoring of the effects of forestry activities on the soil, pollution and ecosystems. Expert assessments are undertaken to determine the impact of forestry activities on the interaction and dynamics of the various species present, resulting in recommendations on forest management and/or the establishment of high conservation value (HCV) areas.

We also pay particular attention to biodiversity when selecting buildings and are careful to make improvements that support biodiversity whenever we take possession of new premises. For example, the Latitude site in France and the Quatuor site in Belgium are the result of renovating existing buildings in already built-up areas so that they have no impact on protected areas such as watercourses or nature reserves. Planted areas were added as part of the renovation. Furthermore, for the Quatuor site in Brussels, the local council resurfaced pavements and planted new trees. Planted terraces were created at the Latitude site and the newly constructed Trinity site at La Défense in Paris to encourage local biodiversity.

The Group intends to include the biodiversity impact of these projects within the indicators tracked and to communicate them transparently.

3.4.2. INDIRECT ACTIVITIES

Indirect activities include waste management (WEEE, paper and cardboard, water), commuting and remote working, purchases of goods and services.

Reducing resource consumption and greenhouse gas emissions from indirect activities

To minimise the resources consumed by its indirect activities and cut the related emissions, Sopra Steria introduced awareness campaigns in 2022 encouraging people to cut down on printing documents and extend the life of electrical and electronic equipment (optimised WEEE management).

The Group is also pushing ahead with its responsible procurement programme by selecting suppliers meeting its requirements and committed to treading more lightly on the environment.

Paper/cardboard waste and WEEE accounted for half of all solid waste generated by Sopra Steria in 2022.

Step up our contribution to the circular economy

Paper and cardboard

In 2022, paper and cardboard waste volumes were 6.5% below their 2021 level. Policies to reduce printing helped change on-site habits. Paper consumption per employee was cut by 71.5% between 2019 and 2022. Under a responsible paper procurement programme, the percentage of paper certified as coming from sustainably managed forests (FSC 100%, FSC Mix and PEFC) increased by 18% in 2022 relative to 2021 (notably in France and the United Kingdom). Furthermore, 99.8% of paper and cardboard waste was recycled in 2022, the same as in 2021.

Waste electrical and electronic equipment (WEEE)

To extend the useful life of waste electrical and electronic equipment (WEEE), the Group brings in specialist service providers to collect and dispose of them, and to maximise the options for reusing or giving them a second life. In 2022, waste electronic equipment volumes were 48.4% above their 2021 level. Collections of WEEE that had been put on hold in 2021 due to the Covid-19 pandemic were postponed until 2022 and some processing sites shut down operations or merged. In 2022, over 98.4% of waste electrical and electronic equipment (WEEE) was reused or recycled to give it a second life, down 1% from the previous year. This decline was mainly due to the addition of a new supplier in France, which will be putting an action plan in place for 2023.

Sopra Steria does not produce any hazardous waste according to the RoHS and REACH definitions. In the course of its activities, the Group produces WEEE classified as hazardous under Commission Decision 2000/532/EC of 3 May 2000 and Directive 75/442/EEC on waste, and reuses wherever possible such electrical and electronic equipment once it has been retired.

In 2022, the portion of hazardous WEEE not given a second life stood at 0.36% of the total amount of WEEE and paper and cardboard waste.

2023072603082

RESOURCE CONSUMPTION – INDIRECT ACTIVITIES

Indicators	Target	Baseline	2019	2020	2021	2022
Waste electrical and electronic equipment – WEEE		**2017**				
Absolute quantity *(kg)*	Give 100% of WEEE a second life by 2025 (reuse through resale and donation, heat recovery or raw materials for recycling).	82,609	82,947	64,657	62,541	92,822*
Quantity per employee *(kg/employee)*		2.10	1.90	1.50	1.34	1.89
Proportion given a second life		96.2%	97.0%	97.0%	99.5%	98.4%
Paper and cardboard waste**		**2017**				
Absolute quantity *(kg)*	Recycle 100% of paper and cardboard waste by 2025 (heat recovery or raw materials for recycling).	435,196	415,122	194,418	337,455	315,530
Quantity per employee *(kg/employee)*		10.80	9.40	4.40	7.25	6.43
Proportion of paper and cardboard waste collected separately and recycled		97.0%	96.0%	99.7%	99.8%	99.8%
Paper purchased		**2017**				
Absolute quantity purchased *(kg)*	Reduce paper consumption and increase use of certified environmentally responsible paper.	112,409	96,873	39,132	23,549	32,950
Paper purchased per employee *(kg/employee)*		3.00	2.40	0.90	0.51	0.67

* *WEEE volumes in 2022 were 48% higher than in 2021 because their collection was put on hold in 2021 as a result of the Covid-19 pandemic and carried out in 2022. In addition, some sites closed or merged with other sites.*

For 2022, the scope used to calculate indicators includes all entities over which the Group has operational control (and thus includes the NHS SBS, SSCL and SFT joint ventures, which were only brought in scope from 2017) and employees at companies acquired up to and including December 2022, namely Graffica and Footprint Consulting AS, as well as EGGS Design and EVA Group, which were not included in the 2021 report.

For 2021, the scope includes employees at companies acquired up to and including November 2021, namely Luminosity Limited, Sopra Steria Financial Services and Labs.

For 2020, the scope includes all entities over which the Group had operational control (and thus includes the NHS SBS, SSCL and SFT joint ventures) as well as newly acquired companies Sodifrance, Anteo (Consulting and E-Business Solutions), Holocare and expartners.

For 2019, the scope includes all entities over which the Group had operational control (and thus includes the NHS SBS and SSCL joint ventures) but does not include SAB or Sopra Financial Technology GmbH.

** *Data takes into account the change in methodology in the UK. Under the former methodology, paper and cardboard waste would have amounted to 150,663 kg in 2021.*

Encourage our supply chain to control its environmental footprint

Sopra Steria has implemented a programme to raise awareness among its suppliers and partners and encourage them to reduce their environmental impact. This programme is based on the code of conduct for suppliers and partners, which reminds suppliers and partners that they undertake to:

- reduce the environmental impact of their sites, products, services and activities as well as contribute to achieving the associated greenhouse gas emissions reduction targets;
- prevent pollution resulting from their activities;
- contribute to achieving a net-zero emissions economy;
- protect natural resources and biodiversity;
- manage risks arising from the use of chemicals and hazardous materials;
- promote the circular economy, minimise and manage waste and maximise recycling.

By managing and measuring the environmental footprint of its purchases of goods and services, Sopra Steria is contributing to the achievement of the SBTi's targets. 2022 was the first year where Supply Chain (Scope 3-1) emissions have been verified to a Reasonable Assurance level (previously Limited Assurance).

In 2022, the Group continued to assess its suppliers via the Provigis, EcoVadis and CDP platforms. We measured the entire share of our suppliers accounting for 70% of our supply chain emissions, one year before the date set by Sopra Steria through its SBTi target. Of these suppliers, 55.2% are controlling their greenhouse gas emissions and have set emissions reduction targets (compared with a target of 90% by 2025).

With this approach, we were able to estimate the total residual greenhouse gas emissions linked to the Group's purchasing at 277,344 tCO_2e in 2022 using the factor method recommended by ADEME. These emissions increased by 7.1% compared with 2021 due to a larger number of purchases of goods and services, in line with higher business levels.

The method was improved in 2022 by including real emission factors from some of our key suppliers, giving a total of 269,837 tCO2e. Adding these real emission factors resulted in a 2.7% reduction relative to the method using only ADEME emission factors. Despite higher emissions arising from increased purchases of goods and services in line with business growth, the ratio of residual emissions from purchases to revenue was 4% lower in 2022 than in 2021.

The objective is to continue expanding the Group's supplier evaluation programme and to encourage suppliers to set targets for reducing their emissions by 2025. We carried out a campaign to encourage the monitoring and reduction of GHG emissions by our main suppliers, which account for about 50% of residual emissions in our supply chain. Specific measures were taken in 2022 to include a more comprehensive approach to carbon footprint issues in our supplier survey (addition of the EcoVadis carbon module). These were communicated to suppliers during a dedicated webinar.

In addition, a training course on responsible purchasing was introduced for the Group's buyers, as well as a related guide.

In 2022, Sopra Steria is in 'The A List for Supplier Engagement', for the 3rd year.

Measure the environmental impact of commuting and remote working by our employees

We surveyed our employees' patterns of movement in France and India to find out the distances they travel and how employees get to work. We adjusted these distances to factor in the percentage of employees working from home. In addition, we corrected the emissions figures linked to commuting journeys by adding in emissions arising from the energy used by people working from home (IT equipment, heating/air conditioning).

We used data concerning employees' movement patterns in France to estimate the distances travelled by employees in the United Kingdom, and we calculated the associated emissions in the same way as for France.

Together, France, the United Kingdom and India accounted for 67.3% of the Sopra Steria Group's employees in 2022. We estimated the emissions arising from commuting and working from home by the remaining 32.7% of employees using emissions generated by employees in France as a point of reference.

Emissions arising from employee commuting were audited in 2022 and accounted for 36,039 tCO_2e (versus 21,716 tCO_2e in 2021, with 85% working from home, the first year in which this indicator was audited).

Employees in France spent 37.55% of their work time at home, i.e. 1.87 days per week (compared with 1 day in 2019). We have a flexible remote work policy that meets the needs of both our clients and our employees, while complying with all local laws and recommendations issued by public health authorities.

Measure the carbon footprint of our waste

This year, the Sopra Steria Group measured the emissions produced by its WEEE and paper-cardboard waste by processing technique, and those related to wastewater treatment, using DEFRA emission factors (1). In 2022, the carbon footprint of our waste (WEEE, paper/cardboard and water) was relatively non-material at 45 tCO_2e.

Other types of waste (metal, glass, organic, plastic, wood, municipal and general) are not included when calculating this indicator or greenhouse gas emissions from solid waste. Sopra Steria is working to improve the reliability of data on these other categories of solid waste with the aim of being able to report across the full scope within the next few years. In 2022, the environmental impact of this solid waste was estimated at 30 tCO_2e.

REDUCING GHG EMISSIONS – INDIRECT ACTIVITIES

Indicators	Target		Baseline	2019	2020	2021	2022
Purchases (excluding emissions from business travel, offices, and on- and off-site data centres and fugitive emissions)			**2018**				
Absolute emissions *(tCO_2e)*			246,447	221,311	189,406	259,011*	269,837
Ratio of residual emissions to revenue *(tCO_2e/€m)*			60.2	49.9	44.4	55.3	52.9
Ratio of residual emissions to pro forma EBITDA** *(tCO_2e/€m)*		**Reducing resource consumption**	666.8	542.0	501.5	578.4	543.5
Employee commuting and remote working* **			**2019**				
Absolute emissions *(tCO_2e)*			-	66,778	23,714	21,716	36,039
Emissions per employee *(tCO_2e/employee)*		**Reducing GHG emissions**	-	1.48	0.52	0.46	0.73
Waste electrical and electronic equipment – WEEE	**Scope 3**		**2017**				
Absolute emissions *(tCO_2e)*			1.75	1.75	1.37	0.73	1.25
Emissions per employee *(tCO_2e/employee)*		**Capturing carbon emissions**	0.00004	0.00004	0.00003	0.00002	0.00003
Paper and cardboard waste			**2017**				
Absolute emissions *(tCO_2e)*			9.27	8.84	4.14	7.97	7.21
Emissions per employee *(tCO_2e/employee)*			0.00023	0.00020	0.00009	0.00017	0.00015
Wastewater			**2017**				
Absolute emissions *(tCO_2e)*			66.50	67.18	44.68	33.16	36.84
Emissions per employee *(tCO_2e/employee)*			0.00164	0.00149	0.00097	0.0007	0.0007

For 2022, the scope used to calculate indicators includes all entities over which the Group has operational control (and thus includes the NHS SBS, SSCL and SFT joint ventures, which were only brought in scope from 2017) and employees at companies acquired up to and including December 2022, namely Graffica and Footprint Consulting AS, as well as EGGS Design and EVA Group, which were not included in the 2021 report.
For 2021, the scope includes employees at companies acquired up to and including November 2021, namely Luminosity Limited, Sopra Steria Financial Services and Labs.
For 2020, the scope includes all entities over which the Group had operational control (and thus includes the NHS SBS, SSCL and SFT joint ventures) as well as newly acquired companies Sodifrance, Anteo (Consulting and E-Business Solutions), Holocare and cxpartners.
For 2019, the scope includes all entities over which the Group had operational control (and thus includes the NHS SBS and SSCL joint ventures) but does not include SAB or Sopra Financial Technology GmbH.

* *The increase in emissions between 2020 and 2021 was due to a change in methodology. By applying the methodology and scope updated in 2021 to previous data, the amounts would be 56.8 tCO_2e/€m in 2020 and 61.1 tCO_2e/€m in 2019. The values for the ratio to pro forma EBITDA would be 641.5 tCO_2e/€m in 2020 and 663.3 tCO_2e/€m in 2019.*

** *Pro forma EBITDA as calculated in Chapter 5, Note 12.5.1*

*** *Emissions arising from employee commuting in 2019 and 2020 were estimated and taken into account for our CDP response. The method was further developed to calculate 2021 emissions and audited.*

(1) DEFRA: The Department for the Environment, Food and Rural Affairs (DEFRA) is an executive department of the UK government responsible for the environment and agriculture.

2023072603083

3.5. Including environmental sustainability in our service offering

Embedding the environmental dimension of sustainability within the strategy and actions of organisations offers many business opportunities for Sopra Steria. The Group aims to make a positive contribution to its stakeholders, and therefore its clients, by drawing inspiration from all of the environmental objectives listed in the EU Taxonomy Regulation:

- climate change adaptation and mitigation;
- preserving water resources;
- sustainable use of resources and transition to a circular economy;
- preventing pollution;
- protection and restoration of biodiversity and ecosystems.

Before setting out to assist our clients in reaching their environmental sustainability goals, we apply this transformation to ourselves and have presented our net-zero emissions strategy, our environmental policy, the measures and initiatives adopted, and the results obtained in Section 3 (pages 130-142).

Sopra Steria pursues these business opportunities by identifying and putting measures in place to mitigate the environmental risks to which its clients may be exposed: physical risks, risks relating to shifts in supply or demand for certain products or services or to changing perceptions of contributions being made by organisations to achieve sustainability, risks tied to current or emerging regulations, risks associated with changes in technology or with legal obligations to address climate change when negotiating contracts.

Sopra Steria has set an example through its environmental programme and in-house network of digital sustainability officers and by rolling out digital responsibility certification to a new scope, minimising the amount of energy consumed by IT equipment, managing its IT infrastructure and building sustainable design principles into its practices. Sopra Steria puts this in-house experience to work for its clients, helping them overcome their challenges and rolling out its offering with a focus on three key areas:

- developing an SBTi Net-Zero strategy based first on foremost on achieving a 90% reduction in greenhouse gas emissions;
- managing compliance through a focus on environmental reporting;
- measuring and reducing the carbon footprint in support of a carbon-free economy.

3.5.1. HELPING OUR CLIENTS DEVELOP A NET-ZERO EMISSIONS STRATEGY

We help our clients design their environmental strategy targeting net-zero emissions with an eye to its roll-out across their organisation.

A company's environmental strategy describes its long-term orientation towards managing its environmental challenges to meet stakeholders' expectations. This strategy must anticipate future regulation so as to proactively prevent adverse environmental impacts and generate competitive advantage.

- Maturity assessments, systems audits, business analyses
- Mapping and categorising environmental risks and identifying potential mitigating actions
- Business model optimisation, identifying new revenue streams from activities relating to the environmental transition
- Modelling of SBTi 1.5°C-aligned (near-term) and net-zero (long-term) scenarios, building roadmaps with clients for each emissions category
- Getting our clients' employees on board to help drive environmental transformation

3.5.2. MANAGING COMPLIANCE THROUGH A FOCUS ON REPORTING

"What gets measured gets improved", according to Peter Ferdinand Drucker.

Developing environmental KPIs in accordance with the best norms and standards gives businesses the opportunity to transform themselves by taking account of their environmental performance.

- Putting in place environmental governance arrangements (an environmental management system or EMS): Drawing up a double materiality matrix and identifying areas of application and scopes covered or excluded
- Developing a compliance strategy: Types of legal developments to be monitored, applicable standards and reference frameworks, connections between current environmental reporting and regulations announced or entering into force (CSRD, SFDR, Taxonomy), desired audit and assurance levels, potential ties with climate management and accounting platforms, triple capital accounting, report production
- Establishing reference methods and processes for reporting (environmental management system): Management of data collection and quality processes, optimisation of report production
- Select a non-financial performance reporting system and support its implementation

Benchmarking ESG reporting solutions

A retail operator was looking for a tool to report its non-financial performance at group level. To help it state its needs more quickly and clearly, this client wanted to see the leading market solutions benchmarked. Sopra Steria carried out a custom benchmarking exercise based on its client's specific KPIs and selection criteria such as upgradeability, security and ease of integration.

3.5.3. MEASURING AND REDUCING ENVIRONMENTAL IMPACTS BY WORKING TOWARDS A CARBON-FREE ECONOMY

Applying a rigorous methodology to estimate impacts

For a number of years, environmental footprint calculations have been structured by life cycle assessment standards (ISO 14040 and ISO 14044). Adhering to this methodology allows for a good grasp of the situation and helps anticipate future regulations.

When preparing disclosures on the environmental footprint of a client's business or a digital service, Sopra Steria seeks to comply with the relevant product category rule (PCR) based on the life cycle assessment (LCA) standard, which entails:

- a multi-criteria impact analysis (global warming, depletion of abiotic resources, ionising radiation, acidification, fine particles);
- covering all life cycle stages (manufacturing, distribution, use, end of life);
- covering all equipment involved (e.g. servers, network and user terminals for a digital service).

Foster the emergence of new behaviours and uses in support of a carbon-free economy (IT for Sustainability / IT for Green)

Low-carbon mobility

COMMUTE

The Commute project, which is looking at collaborative mobility management in the area around Toulouse airport, is an opportunity to rethink the future of urban mobility. Toulouse is a major city that attracts many visitors, aggravating traffic congestion throughout the area: according to projections, the number of journeys per day could increase from 4 million in 2015 to 4.5 million in 2025, with 265,000 of these extra journeys in the area around the airport alone. Launched in 2018, this innovative collaborative initiative, backed by European funding, brings together public and private stakeholders from around the Toulouse area. Sopra Steria is contributing to this project by implementing a digital data monitoring and analysis platform to streamline traffic, reduce its environmental impact, help the area remain an attractive destination and improve quality of life for local residents.

Make.org *Grande Cause Environnement* and COMMUTE

The Commute initiative was chosen through Make.org's public consultation programme. Backed by ADEME, the French agency for ecological transition, the initiative is helping develop a collaborative model for sustainable urban mobility with input from large corporates, local authorities, transport authorities and citizens in a given region. Commute will be presented to more local authorities and companies.

Stargate

The model of collaborative governance supported by digital technology as developed by Commute is now being trialled as part of a green airport project for which Sopra Steria was selected by the European Commission through the H2020 Stargate call for projects. The project, led by Brussels Airport, brings together 23 partners and aims to achieve net-zero emissions through action on energy, mobility, collaborative governance and digital twinning. Sopra Steria is responsible for the Mobility work package, through which the technologies and processes used by Commute will be replicated at Brussels, Athens, Budapest and Toulouse airports.

Ecomode

The Ecomode programme is a way to scale up collaborative governance. It enables local authorities and companies to mobilise citizens and employees by encouraging the shift to carbon-free mobility. Sopra Steria is developing an eco-calculator to help users choose the most environmentally form of transport for each journey taking into account the environment as well as journey time and cost. By using carbon-free modes of transport, users increase their "eco-mobility score" and win reward points. The app, which is being tested in Toulouse, currently has 6,000 users and has already helped save 26,000 litres of fuel.

Leveraging data to ramp up sustainability projects

Sopra Steria is mapping all sustainability projects across the various business units of a nationwide transport group and, where applicable, recommending ways to ramp up these projects (in terms of both impact and time to market) using data and artificial intelligence.

Sopra Steria has developed a number of projects to promote low-carbon mobility

Simplifying sustainable transport through the use of single tickets valid throughout a region; increasing the number of trains by optimising the use of rail and human resources; and facilitating and boosting the use of metro lines thanks to optimised coordination.

Measuring and reducing resource consumption

Sopra Steria has developed a digital solution for a leading European aerospace group designed to improve the process of requesting critical raw materials from its suppliers, improving order accuracy by moving from annual to monthly ordering. Measures put in place include life cycle analysis, impact measurement and an eco-design process.

- As part of a PO&M project, Sopra Steria worked with Enel, an Italian energy operator, to minimise maintenance stoppage times at its renewable energy plant, thereby maximising renewable energy production relative to thermal energy production in the local electricity market.
- Sopra Steria developed CLIMT, a decision support tool for the Italian transmission system operator (TSO) Terna, to help transition from thermal power plants to renewable energy. The tool simulates the operator's electricity production capability over a 20-year trajectory.
- This project can help European energy operators reduce the proportion of fossil fuels in their energy mix. Collecting, selecting and storing remote measurement data makes it possible to take concrete action by encouraging eco-friendly behaviours on a day-to-day basis, for example by deferring consumption to avoid peak periods. This type of approach is supported by a large number of commercial applications, notably consumer apps. It can be particularly helpful in achieving the right balance between loads and intermittent local production of renewable energy.

The Active3D environmental performance module developed by Sopra Real Estate Software can help reduce energy consumption in supervised buildings by 15% in the first year, according to feedback from our clients.

Active3D services use building information modelling (BIM) to manage 3D models of buildings and their power and water infrastructure that take into account environmental, thermal and acoustic constraints. The module makes it easy to collect energy data and produces an analysis that identifies ways of improving the operation of real estate assets: management of elements of an asset's energy life cycle; energy reference systems (energy mix, climate zones and sites); management of metering plans (delivery points, actual and virtual metering, per-element distribution of real estate assets, uses, management of actual, billed and estimated consumption); importing consumption data from any source (remote reading, manual input, billing); analysis of energy consumption; and ranking of properties by energy intensity.

Measuring the benefits of process digitalisation

Sopra Steria runs many digitalisation projects that digitalise processes so as to replace physical flows with digital data flows. By estimating greenhouse gas emissions arising from physical flows and comparing them with emissions arising from digital flows, Sopra Steria helps its clients understand the benefits of measuring the expected net environmental gain before embarking on any process digitalisation project.

2023072603084

Reducing the environmental footprint of digital technology (sustainable digital / green IT)

- Carrying out an organisational maturity survey based on the Digital Responsibility Best Practice Guide for organisations, developed by France's Interministerial Directorate for Digital Services (DINUM) and Institut du Numérique Responsable (INR).
- Drawing up a digital sustainability action plan based on a quantitative and qualitative analysis of the estimated environmental impact of the information system and the organisation's maturity in terms of digital sustainability. This approach allows for the identification of five strategic levers to optimise the reduction of environmental impacts:
  - a responsible governance structure receiving a high level of support within the organisation that tracks a set of automated key performance indicators to ensure the alignment of the approach over time with specific targets,
  - employees and users fully aware of the environmental issues addressed and motivated around the organisation's objectives,
  - an application or software mesh underpinning a dual approach that minimises the impact of existing systems and creates conditions conducive to eco-design. The following measurement tools may be used:
    - **RGESN Evaluator:** RGESN is a digital services eco-design standard issued by DINUM, ADEME and the INR covering the relevance, management principles and issues addressed by the design of a given digital service,
    - **Green For IT (G4IT):** This tool, developed by Sopra Steria, is used to assess the environmental impact of digital services;
      - minimising the environmental impact of digital infrastructure by analysing data centres, rooms and machines (servers and network equipment): Impact assessment, optimisation and compliance, particularly to bring equipment in line with the provisions of the EU's Code of Conduct for Energy Efficiency in Data Centres,
      - optimising the environmental impact of hardware: Analysis of all equipment (EPEAT Registry, impact information provided by manufacturers), raising employee awareness, optimisation of equipment allocation, lifetime extension and end-of-life management.

These various steps have already been implemented by clients in many industry sectors including large public authorities, transport and distribution.

Automatically measuring the environmental impact of an automotive manufacturer's information system

- Measuring the environmental impact of the information system as a whole using a multi-criteria approach aligned with digital services product category rules to define numerical reduction targets and actionable improvements.
- Using a variety of approaches to raise employee awareness of the impact of use, including in particular a major communications plan for Cyber World CleanUp Day.

Occitanie region secures level 2 Digital Responsibility certification

Sopra Steria helped the Occitanie region secure level 2 Digital Responsibility certification. This certification aims to reduce the social, economic and environmental footprint of digital technology by targeting the three pillars of sustainable development: people, planet and profit. The Group helped its client:

- leverage sustainable IT principles in the most cost-effective way;
- gain expertise within the digital responsibility community, a collective of engaged organisations;
- implement a continuous improvement policy;
- ensure that its approach is assessed by an impartial third-party certifying body.

Our hallmark: Involving stakeholders in every phase of a project while leveraging our catalysts:

- **Digital environmental sustainability training:** Through awareness-raising and training for project teams of a French ministry and helping embed digital environmental sustainability, Sopra Steria developed the skills needed to measure the environmental impact of a digital solution, identified areas for improvement and created key performance indicators.
- **Cloud migration:** Today, this type of migration must address issues of resilience and scalability, while including the ability to create new innovative services and encompassing the notions of data sovereignty and sustainability. For a company in the logistics sector, Sopra Steria optimised and migrated processing applications to the cloud, thus helping this operator move closer to meeting its net-zero emissions goal.
- **Calculating power usage effectiveness (PUE) and making recommendations:** In France, Law 2021-1485 of 15 November 2021 aimed at reducing the digital sector's environmental footprint (known as the REEN law) introduced a series of measures to encourage more responsible digital uses and encompasses all stakeholders, from digital professionals to consumers. Sopra Steria assisted a French ministry in drawing up a list of energy production sources and the calculation of their footprint.
- **Working with the stakeholder community and sector-specific organisations:** Collectif Conception Numérique Responsable (CNUMR), Institut du Numérique Responsable (INR), Boavizta (Calculator working group), Planet Tech'Care, Numeum, Institute of Environmental Management and Assessment (IEMA), SBTi, United Nations Global Compact (Environment Working Group), NegaOctet Advisory Board appointed by ADEME, European Green Digital Coalition (EGDC) and Climate Pact.

3.6. Green taxonomy (Regulation (EU) 2020/852 of 18 June 2020)

The Taxonomy Regulation (Regulation (EU) 2020/852 of 18 June 2020) is one of the key measures in the European Union's action plan set out in its Green Deal. It consists of a number of initiatives for achieving climate neutrality by 2050 by:

- reorienting capital flows towards sustainable investments;
- managing the financial risks caused by climate change, natural disasters, environmental damage and social issues;
- promoting transparency and a long-term vision in economic and financial activities.

The Green Taxonomy, which is laid down in delegated acts published on 10 December 2021 in the Official Journal of the European Union, establishes a unique and transparent system of classification using common terminology, for economic activities that can be considered as sustainable from an environmental perspective for the purpose of distinguishing them from other economic activities.

To be eligible, an activity must make a substantial contribution to one of the following six environmental objectives:

- climate change mitigation;
- climate change adaptation;
- sustainable use and protection of water and marine resources;
- transition to a circular economy;
- pollution prevention and control;
- protection and restoration of biodiversity and ecosystems.

In the financial year 2022 data, only the first two of the aforementioned climate-related environmental objectives are taken into account.

In 2022, as in 2021, some industry sectors, such as aviation, nuclear power, gas and retail, were not identified in the delegated acts pertaining to climate change mitigation and adaptation. The nuclear power and gas sectors are covered in a supplementary delegated act published in 2022 for application in 2023.

An activity is considered sustainable or Taxonomy-aligned if:

- it contributes to one of the six environmental objectives and is on the list of activities defined in the delegated acts;
- the activity meets the criteria for substantial contributions to climate change mitigation or adaptation;
- the activity does not significantly impair any of the other five environmental objectives;
- the activity complies with the OECD Guidelines for Multinational Enterprises and the UN Guiding Principles on Business and Human Rights, particularly fundamental labour rights and human rights.

This analysis culminates in the publication of:

- the proportion of revenue that is sustainable or aligned;
- the proportion of capital expenditure (capex) that is sustainable or aligned;
- the proportion of operating expenses (opex) that is sustainable or aligned.

3.6.1. ELIGIBILITY ANALYSIS

In order to gain a harmonised understanding of the European regulation and its delegated acts, particularly with regard to the identification of activities that are eligible for and aligned with the turnover indicator, the Group continued to communicate with its peers in France via Numeum, a professional association that represents digital services companies, software vendors, platforms and engineering and technology consulting companies.

2023072603085

NUMEUM POSITION PAPER

In 2022, Numeum carried out an analysis of activities defined in Annex 1 of the Climate Delegated Act supplementing the EU Taxonomy Regulation as contributing to climate change mitigation and matched them with those pursued by its members. Numeum has published a position paper presenting its approach to identifying activities it considers as eligible under Annex 1:

https://numeum.fr/note-danalyse/note-de-position-sur-la-taxonomie-verte-premiere-partie

Data processing, hosting and related activities (§8.1 of Annex 1 to the Delegated Act)	The following are eligible: ▪ The data storage and processing activities must be carried out using the entity's own infrastructure. Alternatively, if the entity is a tenant occupying space in a data centre owned by a service provider, the entity must have control over the technical specifications for the rooms and the equipment. The entity must be able to isolate the revenue for its activities in the storage and processing of data. ▪ This revenue must be generated by the entity acting as principal and not as agent (i.e. it is not merely involved in purchasing and reselling a hosting service, for example).
Data-driven solutions for GHG emissions reductions (§8.2 of Annex 1 to the Delegated Act)	Solution integration or development activities are eligible if they could eventually contribute, either directly or indirectly, to reducing greenhouse gas emissions. They would be considered as making a direct contribution if they benefit clients, and as making an indirect contribution if they benefit clients' clients. Accordingly, development activities are eligible for solutions that aim to: ▪ Measure greenhouse gas emissions along the value chain with the goal of adopting measures to reduce these emissions; ▪ Reduce the quantities of energy, raw materials and components used to provide a service, on condition that the associated reduction in greenhouse gas emissions can be proven. For example: • Solutions that lower a building's energy costs by collecting consumption data and helping decide which measures to take to reduce them, • Solutions that optimise low-carbon transport; ▪ Increase the proportion of renewable energies in the client's total energy consumption; ▪ Reduce the carbon footprint of a product across its entire life cycle; ▪ Extend the useful life of the client's equipment, for example by means of a predictive maintenance solution that helps reduce the product's greenhouse gas emissions over its entire life cycle; ▪ Reduce the environmental impact of an organisation's processes thanks to digitalisation; ▪ Reduce the environmental impact of IT by activating sustainability levers covering equipment, infrastructure, applications and data, provided that this reduction makes a substantial contribution to reducing the client's greenhouse gas emissions. Activities to upgrade eligible solutions are also considered eligible. In addition, consulting activities are eligible if they lead to the implementation of a transformation project resulting in the reduction of a client's greenhouse gas emissions and may include, for example: ▪ Defining the client's net-zero strategy and assisting with its implementation; ▪ Helping the client's employees get on board with change by raising awareness of digital environmental sustainability; ▪ Accompanying the transition to a low-carbon vehicle fleet; ▪ Optimising consumption at data centres; ▪ Assisting in hosting edge computing applications to help reduce emissions.

The Group's approach to identifying eligible activities and projects is strictly aligned with the stance adopted by Numeum. Numeum's position paper supports the analysis undertaken for the purposes of 2021 reporting. As is the case with some digital services companies, the Group's activities do not have a substantial negative impact on the climate. It is therefore only marginally concerned by the activities identified in the Taxonomy, and essentially by those included in Annex 1 (Climate change mitigation objective), namely:

- 8.1 "Data processing, hosting and related activities",
- 8.2 "Data-driven solutions for GHG emissions reductions".

Meanwhile, capital expenditure (capex) was limited to real estate (activity 7.7) and the vehicle fleet (activity 6.5). Surveys in the form of questionnaires were sent out to vehicle fleet and real estate providers to determine their degree of alignment.

Some of the Group's key verticals – in particular energy and utilities, the public sector and transport – help provide major benefits in the fight against climate change.

In 2022, the Group identified eligible projects in three priority verticals. No eligible projects were identified in other verticals in 2022. This analysis will continue in 2023.

It then launched a procedure for the technical analysis of projects in order to determine their alignment. It is being introduced gradually and it is therefore not yet possible to analyse all eligible projects. Projects that have not been analysed are considered non-aligned.

- Data processing, hosting and related activities

Eligible projects falling under activity 8.1 include hosting activities for clients using either the Group's own infrastructure or equipment owned by the Group installed in service providers' data centres where hosting revenue can be isolated from revenue from other services. It excludes all hosting activities carried out in third-party infrastructures, such as those of data centre operators not owned by the Group or cloud providers, management infrastructure services provided outside of the Group's infrastructures, consulting services, and transformation and cloud deployment projects.

- Data-driven solutions for GHG emissions reductions

  This mainly consists of client consulting and integration projects that have a measurable favourable impact, whether direct or indirect, on greenhouse gas emissions reduction:
  - Projects that involve developing solutions for determining and measuring greenhouse gas emissions,
  - Integration of solutions that help the Group's clients reduce their consumption of raw materials or components,
  - Integration projects that aim to optimise a constraint or replace physical flows with digital processes (e.g. migration to paperless processes, where the project results in a proven net reduction in greenhouse gas emissions).

On this basis, two types of projects were identified as falling under Activity 8.2:

- projects considered as enabling under the Taxonomy, i.e. that help the Group's clients make a substantial contribution to climate change mitigation. Most of the projects identified in 2022 fall into this category, particularly in the Transport and Energy sectors. These may be projects that will accelerate the transition to electric trains on the railway network or projects that will lead to growth in renewable energy generation. Projects for clients in economic sectors that fall outside the scope of the EU regulation in 2022 are excluded: oil, coal, gas, nuclear power, aeronautics, retail and agriculture;
- software solutions that make a direct or indirect contribution to reducing the client's greenhouse gas emissions, for example environmental performance monitoring modules included in solutions developed by Sopra Real Estate Software.

Due to its particular business model, only a very small proportion of the Group's revenue is Taxonomy-eligible.

Work also began in 2022 to raise employee awareness of the concept of the "digital services life cycle" and of client activities to which the Group's solution contributes. Accordingly, a certain number of eligible projects allowed for an order of magnitude calculation of direct and indirect emissions avoided thanks to the Group's solutions and services. This upskilling will continue in 2023, supported by the standardisation work being done by the European Green Digital Coalition, of which Sopra Steria is a member.

The dissemination of information to project teams regarding the EU Taxonomy will continue, with the aim of accompanying the sustainable transformation of our activities.

3.6.2. ALIGNMENT ANALYSIS

Alignment is based on meeting the substantial contribution criteria, the "Do No Significant Harm" (DNSH) principle and the minimum safeguards.

Meeting substantial contribution criteria

Concerning revenue, "Data processing, hosting and related activities" (8.1) account for just under half of eligible revenue. These activities do not meet all the "substantial contribution" criteria necessary to achieve alignment. Indeed, all the Group's data centre suppliers use coolants with a global warming potential (GWP) of over 675.

Meanwhile, eligible projects falling under activity 8.2, "Data-driven solutions for GHG emissions reductions", meet the substantial contribution criterion under which the solution must be used for the provision of data enabling GHG emission reductions and are thus aligned.

As regards individually eligible capital expenditure relating to real estate and the vehicle fleet, the Group conducted surveys in the form of questionnaires sent out to suppliers.

For financial year 2022, the Group took the view that buildings achieving BREEAM "Excellent" and HQE "Exceptional" certification were aligned. A mapping of relationships between environmental certification criteria used in the real estate world and technical requirements under the Taxonomy is awaited. The Group is paying very close attention to the qualification work for all technical alignment criteria relating to buildings, which is being carried out by various structures, in particular the Directorate of Housing and Urban Planning (DHUP) of France's Ministry for the Ecological and Inclusive Transition.

This applied to two buildings for which lease right-of-use assets were recognised in the company's accounts in 2022. The buildings in question, Trinity and Eria, are both in France at La Défense; Eria is home to the Cyber Campus.

20230726030B6

Complying with the "Do No Significant Harm" (DNSH) principle

DNSH— Climate change adaptation

In order to be aligned, eligible activities identified by Sopra Steria must not only meet the substantial contribution criteria, they must also comply with the "Do No Significant Harm" principle in respect of climate change adaptation.

To this end, the Group pursues a policy of adapting to physical climate risks, as set out in Section 3.3 of this report, "Incorporating climate risks and opportunities into the Group's strategy" (pages 135-137).

DNSH— Transition to a circular economy

The Group has a proactive policy of contributing to the circular economy. It meets requirements drawn up in accordance with Directive 2009/125/EC for servers and data storage products and does not use restricted substances listed in Annex II of Directive 2011/65/EU. Indeed, all equipment legally brought into Europe is compliant, and the Group's IT equipment purchasing policy applies internationally.

A waste management plan is in place, ensuring that end-of-life electrical and electronic equipment is recycled as far as possible. This plan is described in Section 3.4.2 of this report, "Indirect activities" (pages 140-142). In 2022, 98.4% of waste electrical and electronic equipment was given a second life.

Compliance with minimum safeguards

Minimum safeguards are procedures implemented by an undertaking that is carrying out an economic activity to ensure alignment with the OECD Guidelines for Multinational Enterprises and the UN Guiding Principles on Business and Human Rights, including the principles and rights set out in the eight fundamental conventions identified in the Declaration of the International Labour Organisation on Fundamental Principles and Rights at Work and the International Bill of Human Rights.

The following table shows how the Group meets the minimum safeguards by reference to the relevant sections of this report.

MINIMUM SAFEGUARDS

Area	Evidence of safeguards and reference to corresponding sections in the Universal Registration Document
Human rights	The Group is committed to complying with applicable law, has in place a human rights policy and is subject to the duty of vigilance laid down in French regulations. See Sections 2, "Social responsibility: A committed and responsible Group" (pages 114-129), 4.2, "Implementing responsible purchasing" (pages 157-158), 4.4.1, "Protection of personal data" (pages 161-162), 4.5, "Our community engagement initiatives" (pages 162-164) and 4.6, "Duty of vigilance and vigilance plan" (page 165).
Business ethics and anti-corruption	The Group applies a zero-tolerance policy with respect to corruption and influence peddling. A specific code of conduct on the prevention of corruption and influence peddling is available in ten languages and covers all Group entities. An e-learning training course has been developed for all employees, supplemented by dedicated training for those populations considered the most exposed. See Section 4.1.5, "Preventing corruption and influence peddling" (pages 155-156). The Group has also put in place procedures for assessing its suppliers and subcontractors. See Section 4.2.1, "Responsible purchasing system", and in particular the subsections headed "Code of conduct for suppliers and partners" and "EcoVadis assessment" (page 157).
Taxation	The Group is committed to fully complying with tax regulations. In particular, the Group pays its taxes and duties in the countries where its operations are located and where value is created. See Section 4.1.6, "Preventing tax evasion" (page 156).
Fair competition	Sopra Steria is committed to managing its business in strict compliance with legislation relating to competition in countries in which the Group operates. See Section 4.1.7, "Other regulations" (pages 156-157).

RESULTS

The following indicators have been prepared using financial data determined in accordance with the accounting principles set out in Chapter 5, "2022 consolidated financial statements" (pages 189-257).

Revenue

TAXONOMY – TURNOVER INDICATOR

Economic activity	Code(s)	Absolute revenue *(in millions of euros)*	Proportion of revenue	Substantial contribution criteria: Climate change mitigation	Climate change adaptation	Water and marine resources	Circular economy	Pollution	Biodiversity and ecosystems	DNSH criterion ("Does Not Significantly Harm"): Climate change mitigation	Climate change adaptation	Water and marine resources	Circular economy	Pollution	Biodiversity and ecosystems	Minimum safeguards	Proportion of Taxonomy-aligned revenue in year Y	Category ("enabling activity")	Category ("transition activity")
A. TAXONOMY-ELIGIBLE ACTIVITIES																			
A.1. Environmentally sustainable activities (Taxonomy-aligned)																			
Data-driven solutions for GHG emissions reductions	8.2	33.8	0.7%	100%						N/A	Yes	N/A	Yes	N/A	N/A	Yes	0.7%	E	
Revenue from environmentally sustainable activities (Taxonomy-aligned) (A.1)		**33.8**	**0.7%**														**0.7%**		
A.2. Taxonomy-eligible but environmentally unsustainable activities (non-Taxonomy-aligned)																			
Data processing, hosting and related activities	8.1	23.6	0.5%																
Data-driven solutions for GHG emissions reductions	8.2	0.0	0.0%																
Revenue from Taxonomy-eligible but environmentally unsustainable activities (non-Taxonomy-aligned) (A.2)		**23.6**	**0.5%**														**0.5%**		
TOTAL (A.1 + A.2)		**57.4**	**1.1%**														**1.1%**		
B. NON-TAXONOMY-ELIGIBLE ACTIVITIES																			
Revenue from non-Taxonomy-eligible activities (B)		**5043.7**	**98.9%**																
TOTAL (A + B)		**5101.2**	**100%**																

20230726030870

Capex

The capex to be used is not the cash outflow on the cash flo
statement (see Chapter 5, "2022 consolidated financi
statements"), but the increase in the value of assets. According
new right-of-use assets will be recognised when leases are signed,
while the financing details of capital expenditures, such as late
payments, will not be recognised. Capital expenditures also include
new intangible assets resulting from business combinations, such as
technologies, customer relationships and brands.

Economic activity	Code(s)	Absolute capex *(in millions of euros)*	Proportion of capex	Substantial contribution criteria: Climate change mitigation	Substantial contribution criteria: Climate change adaptation	Substantial contribution criteria: Water and marine resources	Substantial contribution criteria: Circular economy	Substantial contribution criteria: Pollution	Substantial contribution criteria: Biodiversity and ecosystems	DNSH criterion ("Does Not Significantly Harm"): Climate change mitigation	DNSH criterion ("Does Not Significantly Harm"): Climate change adaptation	DNSH criterion ("Does Not Significantly Harm"): Water and marine resources	DNSH criterion ("Does Not Significantly Harm"): Circular economy	DNSH criterion ("Does Not Significantly Harm"): Pollution	DNSH criterion ("Does Not Significantly Harm"): Biodiversity and ecosystems	Minimum safeguards	Proportion of Taxonomy-aligned capex in year Y	Category ("enabling activity")	Category ("transition activity")
A. TAXONOMY-ELIGIBLE ACTIVITIES																			
A.1. Environmentally sustainable activities (Taxonomy-aligned)																			
Transport by motorbikes, passenger cars and light commercial vehicles	6.5	2.5	1.2%	100%						N/A	Yes	N/A	Yes	Yes	N/A	Yes	1.2%		
Acquisition and ownership of buildings	7.7	27.9	13.4%	100%						N/A	Yes	N/A	Yes	N/A	N/A	Yes	13.4%		
Capex from environmentally sustainable activities (Taxonomy-aligned) (A.1)		**30.3**	**14.5%**														**14.5%**		
A.2. Taxonomy-eligible but environmentally unsustainable activities (non-Taxonomy-aligned)																			
Transport by motorbikes, passenger cars and light commercial vehicles	6.5	6.3	3.0%																
Operation of personal mobility devices, cycle logistics	8.2																		
Renovation of existing buildings	7.2																		
Installation, maintenance and repair of energy efficiency equipment	7.3																		
Installation, maintenance and repair of charging stations for electric vehicles in buildings (and parking spaces attached to buildings)	7.4																		
Installation, maintenance and repair of instruments and devices for measuring, regulating and controlling energy performance of buildings	7.5																		
Installation, maintenance and repair of renewable energy technologies	7.2																		
Acquisition and ownership of buildings	7.7	69.5	33.3%																
Capex from Taxonomy-eligible but environmentally unsustainable activities (non-Taxonomy-aligned) (A.2)		**75.8**	**36.3%**														**36.3%**		
TOTAL (A.1 + A.2)		**106.1**	**50.8%**														**50.8%**		
B. NON-TAXONOMY-ELIGIBLE ACTIVITIES																			
Capex from non-Taxonomy-eligible activities (B)		**102.6**	**49.2%**																
TOTAL (A + B)		**208.7**	**100%**																

TAXONOMY – CAPEX INDICATOR

Opex

This indicator requires an assessment of operating expenditures. These include those made for an eligible activity, for a project to make an activity sustainable or to develop a sustainable activity, or for the individually eligible activities defined in the Taxonomy, such as opex on premises, vehicles and data hosting. Only research and development expenditures, building refurbishment costs, short-term lease expenses, maintenance, cleaning and repair expenses, and any other direct expenditures for the ongoing maintenance of tangible assets necessary to maintain their normal functioning are taken into account.

The Group's business model is people-intensive. It therefore includes essential expenditures on subcontracting, travel and communication services, which fall outside the scope of the Taxonomy.

With the exception of research and development expenditures, which are essential to software publishing, the other cost components of the denominator of the opex indicator play only a very small role in the Group's business model. These expenditures are immaterial, amounting to no more than 5.1% of total opex, i.e. €243.9 million. As such, the Group has decided, as it did for reporting in 2021, to disregard them, in accordance with the EU regulation's materiality threshold for opex. The numerator representing the opex-eligible activities is therefore 0, for a denominator that amounts to €243.9 million.

TAXONOMY – OPEX INDICATOR

Economic activity	Code(s)	Absolute turnover *(in millions of euros)*	Proportion of turnover	Substantial contribution criteria: Climate change mitigation	Substantial contribution criteria: Climate change adaptation	Substantial contribution criteria: Water and marine resources	Substantial contribution criteria: Circular economy	Substantial contribution criteria: Pollution	Substantial contribution criteria: Biodiversity and ecosystems	DNSH criterion ("Does Not Significantly Harm"): Climate change mitigation	DNSH criterion ("Does Not Significantly Harm"): Climate change adaptation	DNSH criterion ("Does Not Significantly Harm"): Water and marine resources	DNSH criterion ("Does Not Significantly Harm"): Circular economy	DNSH criterion ("Does Not Significantly Harm"): Pollution	DNSH criterion ("Does Not Significantly Harm"): Biodiversity and ecosystems	Minimum safeguards	Proportion of Taxonomy-aligned turnover in year Y	Category ("enabling activity")	Category ("transition activity")
A. TAXONOMY-ELIGIBLE ACTIVITIES																			
A.1. Environmentally sustainable activities (Taxonomy-aligned)																	0.0%		
Data-driven solutions for GHG emissions reductions		0.0	0.0%																
Turnover of environmentally sustainable activities (Taxonomy-aligned) (A.1)		0.0	0.0%																
Turnover of environmentally sustainable activities (Taxonomy-aligned) (A.1)		**0.0**	**0.0%**																
A.2 Taxonomy-Eligible but not environmentally sustainable activities (not Taxonomy-aligned activities)																	0.0%		
Data processing, hosting and related activities		0.0	0.0%																
Data-driven solutions for GHG emissions reductions		0.0	0.0%																
Turnover of Taxonomy-eligible but not environmentally sustainable activities (not Taxonomy-aligned activities) (A.2)		**0.0**	**0.0%**																
TOTAL (A.1 + A.2)		**0.0**	**0.0%**																
B. NON-TAXONOMY-ELIGIBLE ACTIVITIES																			
Turnover of Taxonomy-non-eligible activities (B)		**243.9**	**100%**																
TOTAL (A + B)		**243.9**	**100%**																

3.7. Outlook

2023072603088

Sopra Steria confirms its commitment to the fight against climate change and plans to become a net-zero emissions company by 2040 in accordance with SBTi's long-term Net-Zero Standard, 10 years ahead of the UN and the EU (based on their current targets). The Group wants to make digital technology a source of opportunities and a catalyst for progress for everyone. Sopra Steria is also finding business opportunities in helping its clients transition to a net-zero emissions economy.

Sopra Steria's main objectives for the next three to five years:

- **Direct activities:** Continue to reduce greenhouse gas (GHG) emissions by decreasing energy consumption, using higher proportion of renewable energy, optimising energy consumption in offices and data centres, using technology to reduce business travel, and using low-carbon modes of transport. Our targets are aligned with SBTi's near-term standards and its long-term Net-Zero Standard.
- **Client services:** Assist our clients with their transition to a net-zero emissions economy, by applying the principles of sustainable design to our solutions, adopting environmentally friendly approaches, and using the potential of new technologies to reduce GHG emissions;
- **Supply chain:** Accelerate our supply chain programme to continue to engage with our key suppliers and review their progress toward achieving the emissions reductions that will be necessary to limit global warming to below 1.5°C; secure commitments from our suppliers to reduce their emissions: maximise the proportion of actual emission factors provided directly by suppliers when calculating our Scope 3-1 emissions, rather than using secondary data.
- **SBTi Net-Zero:** While complying with the SBTi standard, continue to significantly reduce GHG emissions and invest in afforestation projects for carbon capture that benefit local communities, while exploring potential solutions based on decarbonisation technology with our partners.
- **Climate ambassador:** Proactively engage alongside policy-makers such as national governments, the UN Global Compact, the Science Based Targets initiative (SBTi), the CDP, the European Green Digital Coalition, the European Climate Pact, universities, and niche players in the climate agenda.
- **Sustainability-linked Loan:** Sopra Steria Group's new revolving credit facility (RCF) was secured in 2022, with a margin that is linked to the annual KPI on GHG emissions reduction per employee, which is in line with Sopra Steria's SBTi target of reducing GHG emissions per employee by 85% by 2040. The bonus which the bank pays if the KPI is achieved, and the penalty that Sopra Steria must pay if it is not, are allocated to technology projects that serve to reduce the carbon footprint of one or more activities. The following are examples of such projects:
  - sustainable agriculture: Projects that employ "digital technologies" to increase agricultural efficiency while protecting the environment by using energy and water resources more efficiently, permaculture seedlings, agricultural robots, and other means and practices that reduce GHG emissions and carbon storage,
  - carbon reduction and capture technologies: Projects that implement the best "digital technologies" across multiple industrial sectors and geographies for the purpose of measuring and reducing environmental footprints and optimising GHG capture and storage,
  - any other category that would have a positive impact on the climate, such as renewable energy or waste reduction.

Sopra Steria's actions to achieve these objectives are based on our '5Cs for Climate Action':

1) **Contain** – The most effective way to keep GHG emissions under control is to reduce the emissions we produce during our operations and throughout our supply chain. Our operations generate little in the way of carbon emissions and we have a code of conduct that defines our suppliers' environmental responsibilities in managing their emissions. As we pursue our goal of achieving net-zero emissions, we will be focusing on initiatives to reduce emissions all along the value chain and eliminate residual emissions (capped at 10%), notably through afforestation programmes;
2) **Credit** – Integrity and responsibility are vital to the fight against climate change: our stakeholders must be convinced that the steps we are taking to mitigate climate change are making a difference. Our external auditors audit our emissions reduction performance in accordance with the ISAE 3000 standard. This covers governance, strategy, risks and opportunities, targets and measurements in relation to our direct activities as well as supplier engagement and client services. The CDP has recognised our performance by including us in its "A list" of top performers for the past six years;
3) **Communicate** – Communication is a key element in the fight against climate change. It is important that we are able to inform, persuade and mobilise our stakeholders, both internal and external, to contribute to the fight against climate change; in 2022, the Climate Fresk was rolled out to raise employees' awareness about climate change. This initiative will continue in 2023, together with the roll-out of the Digital Collage, directly related to our activities;
4) **Collaborate** – We have formed relationships with and are working with partners ranging from established companies to niche players and new entrants into the market. We share our knowledge and experience via trade bodies, business forums and international organisations such as the United Nations Global Compact and the Science Based Targets initiative (SBTi) so as to promote best practice in relation to climate action and solutions;
5) **Contribute** – We communicate our expertise to society as a whole. The SBTi invited Sopra Steria to road test its first Net-Zero standard. We have contributed to a United Nations Global Compact project on the importance of defining scientific targets and initiatives that businesses can undertake. In the coming years, we will be working with other organisations such as the European Green Digital Coalition.

Sopra Steria clearly intends to continue making climate action and environmental sustainability part of its business-as-usual activities, leveraging digital technology to drive the development of climate solutions and playing a proactive role in helping create a sustainable world for all.

4. Commitments to society

As a global digital services company, Sopra Steria's corporate responsibility concerns the following:

- strict observance of ethical and compliance rules;
- responsible interactions with the Group's stakeholders, particularly suppliers and subcontractors, through a responsible purchasing policy and vigilance plan;
- innovation to meet societal needs: Solutions to help our clients address their priorities with regard to the environment, digital sovereignty, digital ethics and the development of trustworthy artificial intelligence;
- protecting and securing data and operations;
- civic engagement to support struggling and highly vulnerable populations.

Benefits for the Group:

- developing relationships of trust and transparent dialogue with our stakeholders;
- boosting its appeal;
- developing new markets.

Through our commitments to society, we are directly or indirectly contributing to the following SDGs: 1, 2, 3, 4, 5, 6, 7, 8, 9, 10, 11, 12, 13, 16 and 17.

4.1. Put our values into effect and ensure the compliance of our actions

4.1.1. GOVERNANCE AND ORGANISATION

Sopra Steria has decided to bring together business ethics and compliance, internal control and risk management within the Internal Control Department, which reports directly to the Group's Executive Management. This department appears before the Audit Committee and the Nomination, Governance, Ethics and Corporate Responsibility Committee at regular intervals.

This structure allows for centrally coordinated, Group-wide governance to deal with business ethics and compliance issues, compliance controls, risks and potential whistleblowing.

- The Internal Control Department oversees business ethics and compliance issues and coordinates all stakeholders involved in compliance and internal control across the Group. The Internal Control Director is the primary reference point for the whistleblowing system in her capacity as Group Compliance Officer. The Internal Control Department directly manages programmes aimed at preventing corruption, influence peddling and money laundering as well as those concerning economic sanctions and the duty of vigilance.
- This department is supported by the network of Internal Control & Compliance Officers. They are appointed to work with local teams in each Group entity.
- It also works with the Group-level functional and operational departments, each with expertise in its own area:
  - Human Resources Department: Human rights (Diversity and equal opportunity, working conditions, health and safety and labour relations),
  - Legal Department: Protection of personal data, competitive practices, stock market ethics,
  - Purchasing Department: Responsible purchasing,
  - Finance Department: Tax transparency, Green Taxonomy,
  - Security Department: Systems and data security,
  - Corporate Responsibility and Sustainable Development Department: combatting climate change, protecting natural resources, etc.

Each of these departments also have their own correspondents within the Group's various entities.

Regular steering meetings bring together these departments and Executive Management to discuss programme implementation and changes to be instigated.

The Internal Control Department and the Internal Audit Department also meet regularly to exchange updated information, notably concerning the identification of associated risks and the audit plan.

4.1.2. VALUES AND ETHICS

As the Sopra Steria Group grows, it is committed not only to strictly complying with legislation and regulations in the countries in which it operates but also to applying ethical principles rooted in the Group's culture and values (see "Integrated presentation of Sopra Steria" of this Universal Registration Document on page 5). These include, in particular, professional excellence, respect for others and a proactive approach.

The Sopra Steria Group's code of ethics constitutes the reference framework within the Group operates. Sopra Steria's status as a signatory to the United Nations Global Compact, in the Global Compact Advanced reporting category, reflects its ethical principles, which adhere to the principles and fundamental entitlements of the Universal Declaration of Human Rights of the United Nations and the Charter of Fundamental Rights of the European Union.

With a foreword written by the Chairman of the Board of Directors, it is supported by Group management, which is responsible for ensuring that these rules are observed. The code applies to all Sopra Steria employees. Managers who sit on the Group Management Committee and entity-level (country and subsidiary) management committees sign an annual digital declaration renewing their commitment to abide by and enforce the code of ethics within their scope of responsibility.

Sopra Steria regularly raises awareness among the relevant personnel to ensure that they buy into and abide by the Group's values and fundamentals and the principles laid down in the code of ethics. This awareness-raising takes place principally through induction seminars, professional development sessions and events sharing the Group's fundamentals, organised in particular by Sopra Steria Academy, the Group's in-house training organisation.

Furthermore, Sopra Steria expects all those with whom it has a business relationship to abide by the spirit of its code of ethics, irrespective of legislation and regulations in the countries in which they operate.

The code of ethics is publicly available from the Ethics and Compliance page of Sopra Steria's corporate website at www.soprasteria.com.

2023072603089

4.1.3. RULES AND PROCEDURES

The code of ethics is supplemented by an anti-corruption code of conduct, a code of conduct for stock market transactions, a code of conduct for suppliers and partners and a common core of rules and procedures. (See Chapter 2, "Risk factors and internal control", of this Universal Registration Document on pages 39 to 52.) As part of the compliance programme, work was undertaken at Group level in 2022 to continuously improve existing rules and clarify guidelines and procedures to ensure that regulatory changes are taken into account, best practice is adopted and these procedures are applied and controlled within the Group on an ongoing basis. For example, ten or so rules relating to compliance issues were either added to or further clarified within the Group Rules, which constitute the operating fundamentals applicable to all Group entities.

4.1.4. WHISTLEBLOWING PROCEDURE

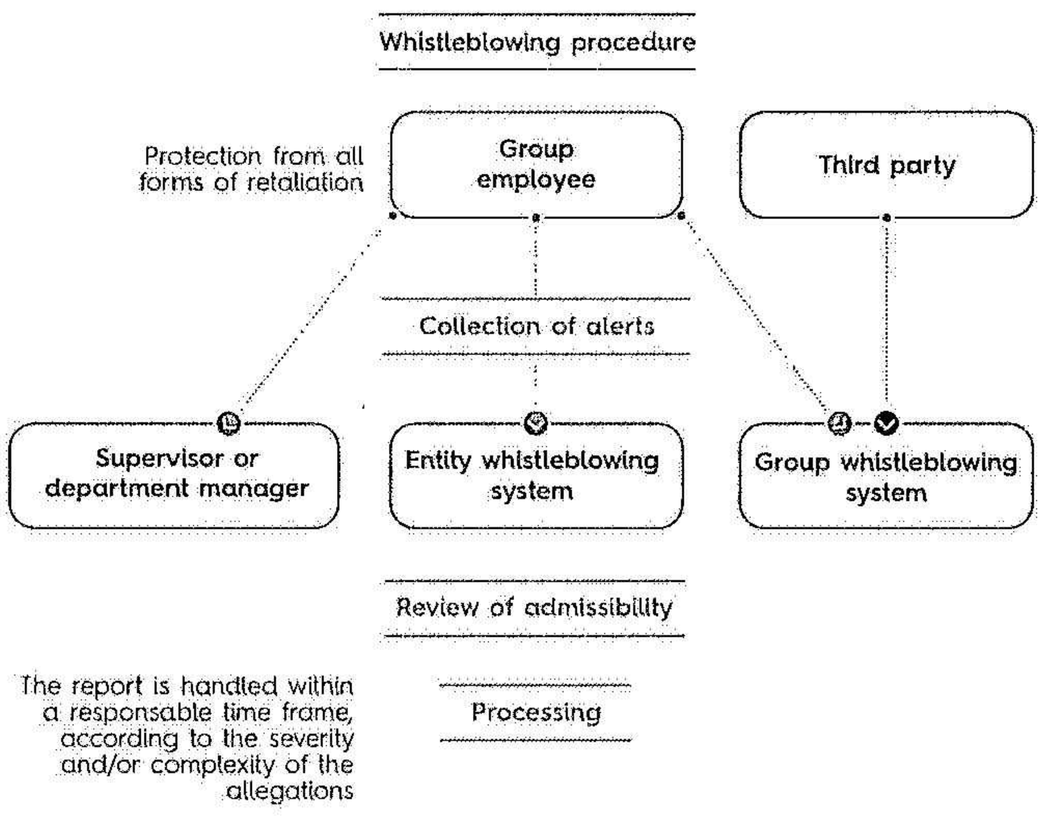

The whistleblowing procedure may be used to flag up situations that could be considered contrary to the law, the code of ethics or Sopra Steria's code of conduct or that could harm Sopra Steria's reputation or pose a threat to the public interest. Key areas covered by the whistleblowing procedure include corruption, fraud, financial offences, breaches of competition law and risks relating to human rights and fundamental freedoms, health and safety and environmental damage.

Any person may bring any concerns they have to the attention of their line manager, their line manager's manager, their entity's Compliance Officer, the Compliance Officer of the functional division to which their entity belongs or the Group Compliance Officer, as they see fit.

As an alternative to these usual communication channels, they may choose to use Sopra Steria's whistleblowing procedure. An email address is provided within each entity, managed by a designated individual approved by the Group's Internal Control Department, which is responsible for the whistleblowing procedure.

Concerns can also be raised directly with the Group's Internal Control Department by writing to the following email address: ethics@soprasteria.com.

This reporting channel is also open to all external stakeholders, including in particular the Group's clients, suppliers, subcontractors and business partners. It is available on the Ethics and Compliance page of the Group's website at www.soprasteria.com.

Data security, integrity and confidentiality are assured. Sopra Steria guarantees that all information exchanged, including the identity of the whistleblower and any other relevant persons, will remain confidential.

Whistleblowers are protected against reprisals, discrimination and disciplinary sanctions of any kind related to their whistleblowing. This protection extends to any person related to the whistleblower or their whistleblowing.

Under the Group's whistleblowing procedure, reports received are assessed for admissibility before a decision is made as to whether to conduct an internal investigation. Reports are handled within a reasonable time frame, according to the severity and/or complexity of the allegations.

Records of reports received under the whistleblowing procedure are kept in accordance with applicable legislation and/or regulations.

4.1.5. PREVENTING CORRUPTION AND INFLUENCE PEDDLING

The Sopra Steria Group is committed to having measures in place to safeguard against risks arising from exposure to corruption and influence peddling. These measures help protect the Group's reputation and maintain the trust of its internal and external stakeholders. To this end, the Group applies a **zero-tolerance policy** with respect to corruption and influence peddling.

In particular, the following measures are in place:

- a high degree of executive involvement in the implementation and monitoring of the Group's programme to prevent corruption and influence peddling. This firm commitment takes shape in particular through the Group's specific code of conduct covering these issues, the direct oversight of the programme at the Internal Control Department's steering meetings, informational meetings for senior managers and regular communications campaigns targeting all Group employees: for example, each year Executive Management reiterates its commitment to all Group employees on International Anti-Corruption Day, which takes place on 9 December;
- a Group-wide organisational structure in charge of managing, monitoring and controlling the framework, through a network of Internal Control & Compliance Officers, who have responsibility for compliance, internal control and risk management issues within each entity;
- a specific mapping exercise to identify risks of corruption and influence peddling, updated every two years or as soon as is necessary following a major Group-level event. This risk mapping was updated as planned in the first half of 2022;
- a specific code of conduct for the prevention of corruption and influence peddling, including a foreword by the Chairman of the Board of Directors and the Chief Executive Officer and illustrated with real-world examples, as a supplement to the code of ethics. This code of conduct has been translated into 10 languages and covers all Group entities;
- a disciplinary regime based on the code of conduct enforceable against all employees since its inclusion in the Group's internal rules and regulations, or through any other mechanism in force at Group entities;
- specific, formal procedures, allowing in particular for the implementation of the first- and second-level controls, in order to respond to situations identified as potentially exposed to risk. For example: policies on hospitality and gifts and procedures covering conflicts of interest, client events and export activities;
- a strict procedure for assessing third parties, including suppliers and subcontractors. In this regard, the Group implements its purchasing procedure and a code of conduct for suppliers and partners, which was revised at the begging of 2022, to ensure that all new regulations, and more specifically those connected with the "Sapin II" Act and the duty of vigilance, are covered.

Specific procedures are also in place to assess export clients, beneficiaries of donations, sponsorship and patronage, and acquisition targets;

- a Group training programme aimed at raising awareness among all employees, using a practical and accessible approach, and training those segments of the workforce considered as the most exposed in light of the results of the risk mapping exercise for bribery and influence-peddling risks. This programme is based on the following:
  - a mandatory e-learning course for all employees: this course, renewed in 2021, is available in five languages. It is accessible to all employees via the website of Sopra Steria's training organisation. This tailored course, designed in-house on the basis of risk information obtained using the risk mapping procedure, consists of eight interactive modules (Legal framework, code of conduct and key contact points; Invitations and gifts; Conflicts of interest; Public agents; Commercial intermediaries and international sanctions; Donations, sponsorship and patronage; Facilitation payments; Whistleblowing procedure) and ends with a mandatory knowledge assessment quiz that employees must pass to successfully complete the course. At 31 December 2022, 93% of Group employees had completed this e-learning module,
  - dedicated training for populations considered the most exposed: managers, sales staff, buyers;
- whistleblowing procedure (described above);
- strengthened control and audit procedures: The specific controls are covered in the procedures developed under the programme for the prevention of corruption and influence peddling and may be either ongoing or periodic. In addition to the first-level controls carried out in the form of self-checks by the employees concerned and by line managers, controls are mainly performed, depending on the area involved, by the functional departments concerned (Finance Department, Internal Control Department, Industrial Department, Legal Department, Human Resources Department). The procedures are also assessed by the Internal Audit Department when auditing the Group's subsidiaries and/or divisions, by running through some 30 specific checks, and during specific compliance audits as part of the internal audit programme.

To the best of the Company's knowledge at the time of writing this Universal Registration Document, neither Sopra Steria, nor its subsidiaries nor any member of an administrative or management body have been found guilty of corruption or influence peddling at any time in the last five years.

Furthermore, no confirmed incidents were recorded via the Group's whistleblowing procedure in 2022.

4.1.6. PREVENTING TAX EVASION

In tax matters, Sopra Steria Group is committed to complying with the tax laws and regulations applicable in all of the countries in which it is present. Sopra Steria acts in line with its values and ethical principles of integrity, commitment and accountability.

Accordingly, the Group pays its taxes and duties in the countries where its operations are located and where value is created. This approach is pursued in accordance with international guidelines and standards, such as those of the OECD, particularly in relation to transfer pricing for cross-border transactions between Group companies. In this respect, the Group does not engage in tax evasion or any other practice contrary to its ethical standards.

Sopra Steria does not make use of aggressive tax planning or any structuring methods for its transactions that would detach the tax location from the location of business activity. The Group thus abstains from establishing operations in tax havens (uncooperative countries or territories on the official French list or the European Union's blacklist), has no bank accounts at banks established in such countries or territories, and more generally abstains from creating any entities that have no economic substance or business purpose.

Sopra Steria Group is regularly audited by the competent tax authorities, with which it fully cooperates. The Group complies with the deadlines specified by tax authorities for providing responses to their queries, meets all of its reporting requirements and pays its taxes as required by law.

To limit tax risks relating to its activities, and to take advantage of existing tax incentives, exemptions and relief, in accordance with tax laws and the reality of its activities, the Group may enlist the services of outside tax consultants. All advice thus received is reviewed internally to ensure that any resulting application is consistent with the Group's tax principles.

4.1.7. OTHER REGULATIONS

Fair competition

Sopra Steria is committed to managing its business in strict compliance with legislation and regulations relating to competition in all countries in which the Group operates. Employees are informed that if they have any questions or doubts about a competition-related topic, they must consult with their entity's legal department. The Group Rules include instructions in this area. A project to update the associated training programme will begin in 2023.

Inside information and rules on insider trading

As a company listed on the Euronext Paris exchange, Sopra Steria has a code of conduct for stock market transactions that sets out rules and protective measures relating to stock market transactions and the use or disclosure of inside information as defined in the European Market Abuse Regulation (Regulation 596/2014, known as MAR), i.e. any specific information that has not been made public and which, if made public, would be liable to significantly influence the share price.

2023072603090

Anti-money laundering

Sopra Steria undertakes not to engage or participate in any practice that constitutes the laundering of assets, revenue or capital. Financial transactions are entered into in strict compliance with anti-money laundering legislation and regulations. The Group is thus committed to exercising special care in assessing third parties in countries considered high-risk. A system to automate and reinforce procedures for verifying third-party bank details, which was launched in 2021, continued its roll-out in 2022.

International sanctions and export controls

Sopra Steria undertakes to refrain from any activity that would contravene applicable national and international laws, regulations or standards in relation to economic sanctions imposing export controls, embargoes or other restrictions on trade. These topics are covered in the anti-corruption e-learning course. All third parties located in countries considered high risk are covered by compliance assessment procedures before any business relationship is entered into. Through its code of conduct for suppliers and partners, Sopra Steria also requires its suppliers and subcontractors to comply with economic sanctions.

Lobbying and representation of interests

As stated in its anti-corruption code of conduct, Sopra Steria does not provide support of any kind, financial or otherwise, to political parties, leaders or initiatives.

The Group reserves the right to engage in dialogue in connection with the development of regulations in the countries in which it operates and to participate in working meetings organised by industry bodies; such activities are undertaken by Executive Management or with its full knowledge. The company is registered in the European Union's Transparency Register under number 148866148742-90.

4.2. Implementing responsible purchasing

The supply chain is aligned with Group priorities, with two main areas of focus:

- Incorporating strict ESG requirements: business ethics, compliance with fundamental human and environmental rights;
- Incorporating the supply chain into the environmental strategy and SBTi targets. The Group's commitments, approved by the Science Based Targets initiative (SBTi), are aligned with the target of limiting the rise in average global temperatures to a maximum of 1.5°C. This commitment includes reducing greenhouse gas emissions from the supply chain. Sopra Steria also committed in 2022 to the new SBTi net-zero emissions target. Further information can be found in Section 3.1.3, "Reaching Net-Zero emissions" (pages 131-133).

4.2.1. RESPONSIBLE PURCHASING SYSTEM

Code of conduct for suppliers and partners

Since 2019, the code of conduct for suppliers and partners has been expanded to cover the entire Group and was updated in 2022.

All suppliers must sign this code of conduct to confirm that they agree to the principles set out in it. The code of conduct includes requirements relating to business ethics, fundamental human and environmental rights, and compliance with regulations in force as well as a conflict of interest declaration. In 2022, the Provigis system for collecting signed code of conduct for suppliers and partners at scale was rolled out in the Benelux countries.

In 2022, the new version of the code of conduct for suppliers and partners signed by suppliers was collected:

- In France, the code of conduct has now been signed by 1,327 suppliers, equating to 51.83% of eligible suppliers (as of 6 January 2023) accounting for annual expenditure of over €5k.
- Including code of conduct signed outside of France (as of end-November 2022), a total of 2,631 suppliers have signed up across the Group, equating to 55.48% of eligible suppliers.
- The system for collecting signed Codes of Conduct was reviewed in 2022 to improve data reliability.

EcoVadis assessment

Suppliers are assessed via the EcoVadis platform. The assessment takes into account a range of issues: social issues and human rights, business ethics, the environment and responsible purchasing.

For suppliers with a score of 24/100 or less (overall and/or on the "Business ethics" module), an alert is triggered by EcoVadis. The supplier is then contacted by Sopra Steria's Purchasing Department to put in place the necessary corrective actions and undergo a new EcoVadis assessment within a period of three months.

If the overall score and/or the score on any one of the four modules (social issues and human rights, business ethics, environment, and supply chain) is less than 24/100, the supplier is considered non-compliant with the expectations set out in the Group's purchasing procedure. In this case, the supplier is asked to refer to the areas for improvement identified in the course of its assessment to put in place a corrective action plan as soon as possible.

Since 2015, the Group has been committed to assessing its target suppliers with over 26 employees, representing annual expenditure of over €150K. In 2022, 80% of suppliers already assessed were reassessed.

Across the whole Group, a total of 603 suppliers were awarded positive EcoVadis assessments in 2022, covering more than €737 million of expenditure (more than 85% of target 2022 expenditure). The assessment response rate was 96% (including suppliers in the process of being assessed).

- The average score for Sopra Steria suppliers who had completed the assessment was 57.5 out of 100, nearly 12.6 points higher than the average score for all suppliers assessed via the EcoVadis platform.
- The average improvement across all suppliers reassessed in 2022 was 3.5 points.
- No suppliers assessed or reassessed in 2022 scored less than Sopra Steria's alert threshold of 24/100.
- 84% of suppliers assessed or reassessed achieved a score of at least 45 out of 100 (compared with only 50% of all businesses assessed by EcoVadis).
- An awareness and training campaign covering the assessment method used by the EcoVadis platform was delivered to all buyers and other key stakeholders in the supply chain in 2021.

Helping our suppliers improve

In line with communications sent out by Group Purchasing to suppliers registered with EcoVadis in 2021, to present the Group's corporate responsibility policy, an initial campaign encouraging suppliers to measure and reduce their carbon footprints was launched among key suppliers accounting for 50% of Scope 3.1 emissions. A webinar was produced to help suppliers measure and report their data. Furthermore, when talking with suppliers and monitoring their activities, the Group's buyers encourage suppliers to develop initiatives that would help reduce their carbon footprints.

On-site audits

Given that no supplier triggered an EcoVadis alert (by scoring 24 out of 100 or less), no on-site audits were carried out in 2022.

Inclusion of ESG criteria in tender specifications

As soon as a tender is launched, buyers assess the ESG performance of the suppliers consulted, drawing in particular on the results of the EcoVadis questionnaire. Moreover, any supplier wishing to respond to a tender must have first signed the code of conduct for suppliers and partners. Depending on the purchasing category, additional criteria may apply and be assessed (e.g. EPEAT Gold certification or Energy Star certification).

4.2.2. ETHICAL AND INCLUSIVE PURCHASING

- **Organisations that specifically employ people with disabilities in France**

In France, the Group uses services provided by sheltered workshops and other organisations that specifically employ people with disabilities. The relevant information is set out in Section 2.7.2, "Disability policy" (pages 125-126).

- **SME suppliers in the United Kingdom**

In the United Kingdom, initiatives are in place to open up access to the Group's supply chain for SMEs as well as women- and diverse-owned businesses.

4.2.3. PROGRESSIVE CONTRIBUTION OF THE SUPPLY CHAIN TO MEETING SBTI COMMITMENTS

Renewable energy contracts

Purchases of renewable electricity directly from suppliers, purchases of International Renewable Energy Certificates (I-RECs) and Guarantees of Origin (GOs). Further information can be found in Section 3.4.1 in the table entitled "Resource consumption – Direct activities" (page 138).

Purchases of certified paper

Purchases of certified paper from sustainable sources. Further information can be found in Section 3.4.2 in the table entitled "Resource consumption – Indirect activities" (page 141).

Green transport

Employees using short-term leasing have access to a range of battery electric vehicles (BEVs) and hybrid electric vehicles (HEVs).

Employees with company cars have limited access to diesel vehicles on long-term lease and are incentivised to move towards electric vehicles.

4.2.4. HIGHLIGHTS OF 2022

- In 2022, all France and Group buyers (100%) received ESG training via a course consisting of three dedicated training sessions covering the environmental, social and inclusive, and economic and ethical dimensions of purchasing.
- The Purchasing Department worked with the Corporate Responsibility Department to launch a new programme encouraging suppliers to report their carbon footprints via EcoVadis, thus helping the Group achieve its SBTi targets.
- A generic email address was created to facilitate communication with suppliers and partners on issues related to responsible purchasing.
- Sopra Steria Group is in 'The A List for Supplier Engagement', for the 3rd year.

4.2.5. MAIN OBJECTIVES FOR 2023

New measures are planned for 2023 to ensure that purchasing continues to contribute to the Group's major environmental programmes and SBTi commitments:

- Roll out the buyer training course to other Group entities and develop the methodology to make purchasing increasingly responsible
- Develop environmentally responsible offerings with some suppliers, e.g. for office supplies

ESG assessment of suppliers and partners:

- Continue to roll out the EcoVadis assessment solution in Italy
- Carry out assessments of target suppliers accounting for annual expenditure of €850 million in 2023
- Have at least half of suppliers accounting for 50% of Scope 3.1 emissions in tCO_2e report their carbon footprint and carbon intensity via the EcoVadis platform

Code of conduct for suppliers and partners:

- Continue to roll out the Provigis scalable collection solution internationally (in Italy, Germany and Spain)
- Manage suppliers signing the code of conduct, at individual supplier level, and monitor their regulatory compliance, on a weekly basis
- Implement dedicated Provigis modules to automate the reminder process for non-compliant suppliers

4.3. Helping our clients with their sustainability programmes

4.3.1. CUSTOMER SATISFACTION

The primacy of customer service is one of Sopra Steria's core values and delivering customer satisfaction is a key priority. Combining added value with innovative high-performance services, the Group excels in guiding its clients through their transformation projects to help them make the most of digital technology.

To supplement arrangements already in place to regularly interact with clients, at the beginning of 2022 the Group surveyed strategic clients in its key countries through its annual Customer Voice survey, first run in 2019.

The satisfaction rate of the nearly 100 strategic clients surveyed was at least 80% in each of these three surveys.

The qualities highlighted during interviews revolve around expertise, listening, proactivity, partnership, engagement and professionalism.

The Group has decided to focus on delivering more breakthrough innovations as a priority for improvement.

This survey is rerun annually across the entire Group.

4.3.2. DEVELOPING AN INNOVATION ECOSYSTEM

Co-design to mobilise collective intelligence

Developing a collaborative approach fosters creativity. It affects the design of services, uses, processes, organisational structures and shared strategies. By involving business experts, end users and technical experts, this approach shortens the design phase, optimises processes and helps maximise access to digital technology.

2023072603091

We are a trusted partner to our clients, bringing them the best technology to develop innovative solutions. Thanks to a network of experts, startups and major technology partners, we work with our clients to build solutions that meet their requirements for sustainable performance.

A network of DigiLabs to inspire, create and deliver

Starting in 2014, Sopra Steria has developed a network of DigiLabs intended to foster innovation. The aim is to develop use cases to highlight and share innovation with the Group's clients and employees. The DigiLabs are also connected with stakeholder communities to help them anticipate clients' needs (innovation clusters, research centres, academia, startup communities, etc.). They are also involved in trialling emerging technologies of interest to the Group (artificial intelligence; virtual, augmented and mixed reality; the IoT; blockchain; etc.).

The DigiLabs are structured as a network, enabling them to more easily share innovative experiments and best practice with the Group's clients irrespective of location.

Next: The DigiLab flagship

Next is a pioneering space dedicated to innovation. Located in the heart of Paris on premises spanning nearly a thousand square metres, the Next team helps our major clients untangle situations, explore new ideas, come up with responses that truly meet their expectations and commit to sustainable transformation. Drawing on a combination of brainstorming, innovative use cases, cross-fertilisation between sectors and work to anticipate new uses of technology that can drive performance, Next undertakes feasibility studies, programme and business model definition and new product and service design.

Innovation Awards

The Group has held Innovation Awards every two years since 2013.

In 2022, the award included a cross-functional challenge focusing on how to make day-to-day life easier for people with disabilities. Shortlisted projects include a personal assistant app to help people with cognitive disabilities liable to evolve into Alzheimer's disease and an audio chatbot to help visually impaired people. A number of shortlisted projects have sought to address sustainable development challenges: a solution for measuring the environmental impact of digital infrastructure and solutions; a decision support tool to help define a strategy to regenerate a portfolio of digital equipment; development of a European security architecture for consumer mobile apps designed to address digital sovereignty issues.

Partnership with leading market players to meet our clients' needs

Sopra Steria partners with some of the largest software vendors and cloud players in the market.

Security and sustainability, and how they are addressed within projects to meet our clients' requirements, are a central concern in relationships with partners.

Based on close relationships of trust and a dedicated governance structure, coordinated at Group level by a Corporate Alliance Manager, these partnerships ensure that Sopra Steria staff have a high level of expertise in market-leading solutions and technologies to increase added value for our clients.

The Group has developed three types of partnerships with:

- strategic partners: Axway, Microsoft, IBM-Red Hat, SAP, Oracle, Dassault Systèmes;
- key players in cloud computing: AWS, Google, OVH;
- major technology players: Pega, Salesforce, Orange, Talend, UIpath, Informatica and ServiceNow.

This partnership-based strategy enables the Group to offer its clients skills and expertise to help deliver their projects. It is based on an approach that combines co-innovation, industrialisation and transformation underpinned by end-to-end capabilities, from consulting to digital services, and software vending.

Sopra Steria Ventures: Building an innovative European digital community

Sopra Steria is working to address the strategic challenges faced by each of the major industry sectors in which it operates, positioning itself as an architect and integrator of innovative solutions. Sopra Steria works with over 400 startups, involving them in its projects and entering into industrial partnerships with around 100 of them. Through Sopra Steria Ventures, the Group contributes to building an innovative European digital community:

- by making direct, non-controlling equity investments or indirect investments through partnerships with investment funds in around 62 startups (Tikehau-Ace Capital, Truffle, Spring Invest and Quantonation) based on investment cases focused on high-potential technologies: cybersecurity, data and AI, blockchain, quantum computing and the metaverse for industry and targeted areas (Aerospace and Defence, FinTech and InsurTech, and supply chain, etc.);
- by forming joint ventures to create innovative businesses with its clients and other investors.

These partnerships enable the Group to respond innovatively to business challenges in its key industry sectors by drawing on emerging technologies to deepen its expertise. They also support solutions produced by the Group's specialised software vendors: Sopra Banking Software, Sopra HR Software and Sopra Real Estate Software.

Through Sopra Steria Ventures, the Group is affirming its stance on digital sovereignty in France and Europe by supporting only European startups.

Horizon Europe

Sopra Steria is involved in European programmes, including in particular Horizon Europe, the European Union's research and innovation framework programme for 2021-2027. Sopra Steria contributes to two European consortia: Stargate (green airports) and ISEDA (eliminating domestic violence).

4.3.3. DEVELOPING INCLUSIVE SERVICES ACCESSIBLE TO ALL

- The Group is helping its clients adopt paperless processes and supporting major public sector bodies and industrial players as they roll out digital accessibility and seek to comply with the RGAA regulation (on accessibility for public authorities), making their services as widely accessible as possible.
- Sopra Steria is developing its employees' digital accessibility skills through a full suite of training modules. In 2022, more than 8,200 employees in France had already completed an awareness-raising e-learning module.
- Lastly, a commitment to digital accessibility for all is an integral component of the Group's community engagement and associated actions, notably through the Sopra Steria-Institut de France Foundation. Further information can be found in Section 4.5 (pages 162-164).

4.3.4. SUPPORTING ETHICAL DIGITAL PRACTICES

The *Exploratoire*: A "do tank" for ethical digital technology

Created by Sopra Steria Next in 2020, The *Exploratoire* is a "do tank" dedicated to addressing issues raised by the changes businesses are experiencing in relation to ethics, trust, corporate responsibility and digital sovereignty. Its mission is to tease out, share and disseminate best practice drawing on stakeholders' communities: business networks, schools, businesses, institutions, foundations, and so on. The *Exploratoire* tackles tangible issues of genuine concern to society and the business world. Its work takes a variety of forms: Publications (analysis notes, reports, reviews, etc.), events, speech contests, prizes.

Commitment to promote "Data altruism: Using data to help serve the public interest"

The advent of the modern digital economy has triggered an exponential acceleration in both the generation of data and the ability to make use of that data. However, between open data and private Big Data, there may be a third way to serve the public interest. With this in mind, the European Union decided to introduce the idea of data altruism, which became part of EU law in mid-2022 and will become applicable in French law from September 2023. The stated aim of data altruism is to help serve the public interest by asking for data that is little used or unused, and to re-establish a mechanism of exchange in a digital world hitherto dominated by extractivism (the extraction of large amounts of data, not all of which is used). Before the legal framework was adopted, the Sopra Steria Next *Exploratoire* and the Human Technology Foundation joined forces to support the emergence of this concept and propose practical and legally feasible actions. This innovative work identified practical steps to open up a third way that will serve the public interest by promoting ethical data sharing.

Ethical Business Awards

Sopra Steria Next and Public Sénat joined forces to establish the Ethical Business Awards, aimed at recognising and highlighting ethical initiatives in three areas: governance, customer relations and innovation. Winners are chosen by an independent panel chaired by Emery Jacquillat, CEO of CAMIF and Chairman of Communauté des Entreprises à Mission (a community of companies with a defined social and/or environmental purpose). The goal was not to create a label but rather to recognise ethically outstanding initiatives. By highlighting best practice and inspiring examples, the aim is to encourage other companies to follow suit and, sometimes, to dispel their last misgivings. In a televised ceremony on 5 December 2022, Telecoop (governance), SEB (customer relationships) and Mercialys (innovation) were singled out for their tangible actions in support of a different view of economic agents and growth.

Digital ethics debate contest

For the third year running, the *Exploratoire* held a debate contest dedicated to the subject of digital ethics. Open to all students in higher education in France and all Group employees, the contest aims to highlight a commitment to digital ethics and call out ethical violations in this area. Mainly targeted at the younger generation, it helps embed digital ethics as a day-to-day concern by bringing to light underlying aspects that are often obscured by digital technology. Over a hundred entrants competed for five prizes (two employees, two students and one member of the public), putting forward their arguments and convictions with the aim of winning over a panel of public speaking professionals.

Nicom@que: The digital ethics journal

The *Exploratoire* created the first journal dedicated to the subject of digital ethics. Seeking to foster an ecosystem-based approach, the journal invites input from businesspeople, academics and public officials so as to compare contrasting perspectives, stimulate thinking about issues of major concern and highlight relevant initiatives. The first issue focused on technocriticism, ethical innovation and the digital divide. The second issue seeks to explore the boundaries of free will in the digital realm. Once again, the aim is to foster an ecosystem-based approach and help disseminate the ideas that emerge.

4.3.5. PARTICIPATING IN TRUSTED AI INITIATIVES

Support for research

Following the Villani report, the French Government launched an artificial intelligence (AI) plan. This plan encompasses a number of initiatives including the establishment of four Interdisciplinary Artificial Intelligence Institutions and a *Grand Défi* (Key Challenge) in relation to Trustworthy AI. Sopra Steria is participating in both these initiatives.

- The Group is thus partnering with the Toulouse Interdisciplinary Artificial Intelligence Institution, which aims to facilitate the use of AI for human-critical applications. Research topics cover the acceptability of AI (including its social acceptability), vehicle certification and human-robot collaboration for use in Industry 4.0.
- The Trustworthy AI Key Challenge aims to build a platform that will produce standardised components to ensure that AI can be trusted in use. It will draw, in particular, on the findings of ANITI (Artificial and Natural Intelligence of Toulouse Institute), one of the Interdisciplinary Artificial Intelligence Institutions to which the Group is contributing. As part of a consortium of ten industrial and technological partners, Sopra Steria will be building a secure platform for validating critical systems.

UTC Foundation – Safe AI

Sopra Steria is a sponsor to the project of the Université de Technologie de Compiègne (UTC) Foundation for Innovation to create a Chair on "Safer and more Robust Learning for Safer Artificial Intelligence". This Chair is largely dedicated to promoting AI that is safe, and more precisely safe and robust. In addition to safety and robustness, the concept of safe AI encompasses transparency, ethics and explainability.

Sopra Steria signs the Ethical AI manifesto

Sopra Steria is committed to Numeum's Ethical AI initiative and has signed its manifesto. This initiative aims to put ethical AI principles into practice and promote trustworthy solutions. It provides a practical tool to committed stakeholders, such as Sopra Steria, to help design, develop, implement and administer artificial intelligence systems that respect fundamental human rights.

The fruit of these various workstreams will be applicable in all the Group's sectors and verticals and will help bring findings from academic research to bear in solving clients' problems and in the preparation of European legislation on AI which is currently under development.

2023072603092

4.3.6. TAKING ACTION TO PROMOTE DIGITAL SOVEREIGNTY

Commitments in support of digital sovereignty

Building trust in digital technology helps address the challenges of digital sovereignty. This encompasses a range of complex questions such as the threat posed to our data by the extraterritoriality of US law, the manipulation of opinion by fake news and the use of personal data for business purposes. Alongside state and institutional actors, the Group is committed to initiatives aimed at strengthening digital sovereignty, building a cybersecurity community in France and Europe and helping public and private sector organisations better manage their data.

Sopra Steria is a founding member and member of the Board of Directors of Campus Cyber, a cybersecurity hub established at the initiative of the French President and the French national agency for information systems security (ANSSI). This initiative aims to promote France's excellence in cybersecurity by bringing together experts and national and international stakeholders from the sector and developing synergies around innovative projects.

The Group also plays a very active role within Pôle Excellence Cyber, a non-profit organisation founded by the French Ministry of the Armed Forces and the Brittany region that brings together stakeholders from all over the country involved in research, training and industry to help develop France's cybersecurity sector and promote it internationally.

Sopra Steria is also an active member of the European Cyber Security Organisation (ECSO), which it joined in 2020. ECSO exists to bring together public and private sector players from across the European cybersecurity industry and act as preferred point of contact in its dealings with the European Commission.

Moreover, Sopra Steria is a member of the European Alliance for Industrial Data, Edge and Cloud, which aims to promote the development and implementation of cutting-edge and next-generation cloud technology. The Alliance aims to consolidate Europe's leading position in industrial data.

The Group sponsors two research chairs in France:

"Cybersecurity and Digital Sovereignty" chair with the French Institute of Advanced Studies in National Defence (IHEDN)

The purpose of this Chair is to help move forward the debate on digital sovereignty and cybersecurity through multidisciplinary research at the intersection of engineering science and the human and social sciences. The goal is to make an active contribution to the national effort to develop a cybersecurity strategy applicable to businesses, government authorities and civil society.

"Digital, Governance and Sovereignty" chair at Sciences Po

The Group is working in three main areas: new criteria for defining sovereignty at a time when digital technology appears to be transcending borders and legislative constraints; legal regulation of digital issues, notably in connection with the US Cloud Act and tax-related matters; and the role of digital technology in shaping opinion, notably as regards the use of social media as a political tool.

4.4. Data protection and secure operations

4.4.1. PROTECTION OF PERSONAL INFORMATION

Regulation (EU) 2016/679 of the European Parliament and of the Council of 27 April 2016 – known as the General Data Protection Regulation, or GDPR – entered into force on 25 May 2018. Sopra Steria Group and its subsidiaries have rolled out a governance structure intended to ensure compliance with this regulation and local laws.

This governance structure is under the responsibility of the head of the Group's Legal Department, an Executive Committee member, who is responsible for coordinating measures to protect personal data processed by Group companies (both for their own purposes and on behalf of their clients).

The programme's governance model consists of a clearly defined organisational structure and a compliance programme made up of a set of policies, procedures and tools designed to ensure that personal data is properly protected across the Group.

This organisational structure has two tiers: a Group tier and a local (country/entity) tier. Data Protection Officers have been appointed within each of the Group entities concerned. The Group Data Protection Officer relies on this structure to roll out the compliance programme across the Group, with the support of the Group's head of governance for confidentiality and data protection.

This programme has the following goals in particular:

- roll-out of a specific tool to keep records of all processing of personal data by Group entities, both for their own purposes and on behalf of their clients;
- implementation of specific procedures to respond to requests received from individuals exercising their rights relating to personal data, including the right to access, the right to rectification, the right to object to processing and the right to remove data across the system, including archived and recorded data:
  - for employees of Group companies,
  - for third parties (for example, job applicants in connection with recruitment procedures),
  - for personal data processed by Group companies under contractual arrangements with their clients, as instructed in writing by the latter,
- review of internal and external media and applications to ensure compliance with legal and regulatory requirements;
- adoption of a procedure for managing, assessing the severity and reporting compromises of personal data and determining the measures required to mitigate any associated risk;
- provision of standard contracts and clauses covering the protection of personal data in the context of contractual relationships with clients, subcontractors and suppliers;
- roll-out of a mandatory training module for all existing Group employees and for every new employee;
- management of the whistleblowing procedure to report actual or suspected abuses and irregularities relating to personal data;
- adoption of effective reporting processes for the management team and periodic compliance checks;
- regular reviews of the compliance programme and the organisational structure.

All external growth transactions involve a due diligence process covering the processing of personal data. Acquired companies are added to this compliance programme upon joining the Group.

In addition, at Sopra HR Software, the Sopra Steria Group's HR solutions publisher subsidiary, the Binding Corporate Rules (BCR) have been in place within its entities since 2015.

4.4.2. PROTECTING AND SECURING CLIENT DATA

The Group has put in place a policy and robust system across all its entities and operations, supported by appropriate governance, procedures and controls that are reviewed annually. Further information can be found in Section 1, "Risk factors", of Chapter 2 of this Universal Registration Document (pages 40-46).

As regards awareness-raising and training in the area of information security more specifically, the Group has a catalogue of training made available to employees via the Group Academy. Employees may take one or more of these training courses a year depending on their role. As regards awareness-raising, two mandatory e-learning modules are available, which are reviewed every two years. These are also supplemented by informational and best practice campaigns, which are constantly shared on the Group's intranets.

4.5. Our community engagement initiatives

4.5.1. A LONGSTANDING COMMITMENT TO AN ETHICAL AND INCLUSIVE DIGITAL SOCIETY

For many years, Sopra Steria has pursued an extensive community programme in aid of disadvantaged populations to give them access to the benefits of digital technology, education, employment and water.

While the two years of the Covid-19 pandemic made people aware of the importance of digital technology in our everyday lives, as the situation gradually returned to normal in 2022, inequalities in access to digital technology for those for whom it is most out of reach did not decrease, but quite the opposite.

Making digital technology available to all

Faced with the accelerated digitalisation of society, Sopra Steria, as a major player in the tech sector and an advocate for the responsible use of digital technology, feels that it is its responsibility to play its part in building a more ethical and inclusive digital society. Thanks to this commitment, which relies on the engagement of many employees who volunteer their skills and time, Group entities in many countries are able to put in place projects that can be run remotely or in person, drawing on employees' skills: fundraising campaigns, volunteering with non-profit organisations, participating in internal challenges, etc. The Group, which operates in many countries, implements community actions having a positive and lasting impact on society, with an emphasis on digital inclusion. These actions aim to promote social and professional integration for the most vulnerable and to protect the environment.

Sopra Steria-Institut de France Foundation created, at the heart of Sopra Steria's commitments

Playing a key role in the Group's programme of actions, the Sopra Steria-Institut de France Foundation and all Group entities give shape to these commitments through projects bringing together the Group's employees and civil society stakeholders. The Foundation, which celebrated its 20th birthday in 2021, constitutes a remarkable collective adventure shared by the staff and employee volunteers who demonstrate their commitment on a day-to-day basis.

Sopra Steria, founding partner of Forum de l'Engagement

In 2022, Sopra Steria became the founding partner of Forum de l'Engagement, which aims to promote efforts by businesses and institutions to transition social and environmental models towards a fairer and more responsible world.

Key figures and highlights

In 2022:

- 201 projects;
- over 1,000 volunteers;
- 16 participating clients/partners;
- 679 non-profits and schools supported, of which 157 for high-impact projects;
- over 53,000 children supported in 57 schools in India and 838 students in India awarded higher education scholarships through the Sopra Steria Scholarships Programme, 238 of whom are currently studying;
- amount donated to non-profit organisations: €997 thousand;
- Sopra Steria, founding partner of Forum de l'Engagement, with the participation of the Sopra Steria-Institut de France Foundation, which focuses on digital inclusion;
- launch of the Sustainable Development Chair with Télécom Sud Paris, following on from the FarmIA project, winner of the Foundation's *Prix Entreprendre pour Demain*;

To implement this policy, which involves the participation of more than 1,000 employees in all countries, Sopra Steria is supported by:

- a network of 25 country representatives, led and coordinated at Group level, who implement the actions decided;
- two foundations in France and India, the latter coordinating a large educational programme along with a range of other community actions;
- sponsorships and partnerships developed with public interest organisations;
- community initiatives and fundraising events in several countries in which employees proactively take part, thus complementing the initiatives put in place under the Group's policy;
- employee engagement platforms in France, the United Kingdom, Germany, Morocco and Tunisia;
- united Nations International Volunteer Day, on which awareness-raising campaigns are run in all countries to promote community initiatives, inspire employees and thank them for their commitment.

2023072603093

4.5.2. EMPLOYEES INVOLVED IN HIGH-IMPACT PROJECTS

Providing access to quality education and improving employability

In India, the education programme, which has been running for a number of years, aims to combat poverty in a country with high levels of inequality. This programme is primarily aimed at children from poor rural areas, in particular girls, who can benefit from schools located close to the company's sites. Lessons continued to be held remotely at the majority of schools thanks to tablets and computers donated in 2021 and employee volunteering. Some schools have gradually reopened and a few new schools have been supported thanks to donations from Group countries and subsidiary Sopra Banking Software. For example, Sopra Steria Norway organises The Challenge, a major annual fundraising event to support the education programme in India.

- Over 53,000 children and young people at 57 primary and secondary schools benefit from this comprehensive educational programme and are supported in their schooling by hundreds of Sopra Steria volunteers.
- To further improve access to education for these young people, Sopra Steria has developed the Sopra Steria Scholarships Programme in India to fund higher education for students from schools supported by the Group (see inset).

In other countries where the Group operates, various projects were launched or continued to run:

- in Italy, the partnership with the Sat'Egidio community, which combats poverty and exclusion, took shape, working with Sopra Steria employees to develop an app that can be used to provide schooling for children from impoverished families. A new project will be launched in 2023;
- in Belgium, initiatives to raise awareness among young people of the risks associated with internet use, including the Safe for Fun programme in Belgium, continued to run, with employee volunteers working either in schools or remotely through videos;
- in Germany, a team of volunteers set up interactive workshops to teach young people about digital tools with JobLinge, a non-profit working to combat youth unemployment;
- in the United Kingdom, Sopra Steria launched partnerships with non-profits that enabled it to help around 100 children through a variety of measures, such as company visits, workshops to develop "green" skills, virtual work experience and internships.

Many other initiatives supported by employee volunteers in the countries where the Group operates supplemented these educational initiatives, which was the theme of International Volunteer Day in December 2022.

Developing access to digital technology for all

Local initiatives to make digital technology accessible to all, involving clients, schools, partners and employees were able to continue.

In France, the Sopra Steria-Institut de France Foundation supported 14 digital community projects with a social or environmental dimension sponsored by employees. In 2022, the *Prix Entreprendre pour Demain* (Entrepreneurship for tomorrow) award was devoted to an environmental theme (see inset). Following the FarmIA connected agriculture project, winner of the 2020 *Prix Entreprendre pour Demain* award, Sopra Steria became a partner of Télécom Sud Paris' Digital Technology and Environment teaching chair for three years, with presentations by several employees in classes and conferences. During the summer, the Foundation's set up a Prize-winners' club to create a network for former winners. Around 10 startups and social economy and charitable organisations have been created since the Prize was launched thanks to Sopra Steria's support.

Three business units in France made a donation to the Foundation intended for FarmIA and for Unicef for an e-learning project for Ukrainian child refugees.

Progress was made in other efforts. Sopra Steria's teams of volunteers continued their robotics challenges for a second year with the La Main à la Pâte Foundation, working with hundreds of children in nine primary school classes in priority education regions, to let them learn more about science and digital technology.

Furthermore, after two years, the project to overhaul the 3919 Violences Femmes Info call centre run by the Fédération Nationale Solidarité Femmes (French women's support federation) was completed. Following the cyberattack on one of their sites, a security expert also came to carry out an audit of the situation and make recommendations.

In Spain, subsidiary Sopra Banking Software launched an initiative with the Cibervoluntarios Foundation, which aims to reduce the digital divide, with around 20 volunteers offering training sessions for senior citizens and vulnerable groups. The Women and ICT programme launched by Sopra Steria in 2021 with the Balia foundation continued, training women without access to digital technology.

In Norway, Sopra Steria, with the help of volunteers, continued to provide coding lessons for children in hospital and IT lessons for former drug addicts.

The Sopra Steria Scholarships Programme in India

The Sopra Steria Scholarships Programme set up in India in 2009 transforms the lives of young people by giving them the opportunity to pursue higher education and find work in the field of their choice in order to provide for themselves and their families. Around 100 students are selected each year to study engineering, medicine or a variety of subjects such as accounting and business administration. Most of the 838 students who have benefited from these scholarships have already found employment, primarily in industry and technology, and 238 are pursuing further study. Around ten of them have joined Sopra Steria. Funded by a number of Group countries, the programme also puts employees in contact with scholarship recipients to help them with their training. In 2023, Sopra Steria India plans to provide internships for young people struggling to obtain qualifications and find a job.

Prix Entreprendre pour Demain: A startup incubator

The goal of the Sopra Steria-Institut de France Foundation's *Prix Entreprendre pour Demain* (Entrepreneurship for tomorrow awards) is to help young people in creating digital projects that address social and environmental issues. In 2022, the prize – sponsored by Inès Leonarduzzi, founder and CEO of NGO Digital for the Planet – was on the theme of "What solutions can tech offer to reduce the environmental impact of human activities?" This topic sparked the interest of students and young entrepreneurs and inspired projects of a high standard. The Student Award went to INSECTIA, an artificial intelligence solution capable of improving insect production, providing an alternative food source for animals. Osiris, winner of the 2022 Young Entrepreneurs Award, uses robotics to support the agroecological transition in European farming, revolutionising management of water and fertilisers with an agricultural robot.

The two 2021 award winners – Clic&Moi, which makes learning about digital technology easy for everyone, and H'ability, a fun virtual reality solution for the rehabilitation of people with hemiplegia – were able to develop further thanks to the operational, financial and human support provided by Sopra Steria and its partners.

Tech for Good programme in the United Kingdom

To help with the cost of living crisis in the United Kingdom, Sopra Steria's Tech for Good team launched a number of initiatives allowing employees to take part in charitable efforts, such as match funding, volunteering and making it easier to get involved. These measures helped to raise funds for charitable causes. Furthermore, in 2022, each major business sector in the United Kingdom formed a partnership with a non-profit with a purpose connected to the interests of Sopra Steria's employees and clients. For example, measures to make disadvantaged young people more employable were implemented in partnership with non-profit Villiers Park. An "opportunity fund" was set up, providing direct financial support for young people to help them cope with various costs relating to travel, university visits, recruitment interviews and work experience.

Water rights

Sopra Steria has for several years been supporting international organisations working in particular to protect the oceans through financial sponsorship and skills. The main organisations supported are:

- *Fondation de la Mer*: The partnership formed in 2020 was diversified to support the "Code Océan" educational programme as part of the Plastic Odyssey expedition, a dedicated experience for children aged 8 to 15 to learn about marine plastic pollution and think about solutions, with the support of the French education system. Projects were also made available to employees in France via the Vendredi platform;
- Join for Water: In 2022, employee-run awareness campaigns lead to a fundraiser for a project, initiated in 2019, for an integrated water management programme launched in Uganda;
- in Germany, Sopra Steria continued to support Fleetenkieker e.V, a non-profit organisation that works to protect the environment and water, particularly in Hamburg, using boats to clean up the waters of the Alster river.

A civic project combating climate change with Make.org

At the end of 2019, Sopra Steria became a founding partner of the three-year *Grande Cause Environnement* initiative "How can we immediately work together for the environment?" launched by the civic tech website make.org.

It aims to involve businesses, foundations, non-profit organisations, institutions, media, schools, universities and citizens in a broad consultation on the fight against climate change by delivering tangible projects with a genuine impact on French society.

Following the consultation and transformation stages involving Sopra Steria employees, the programme has moved on to the action stage with the implementation of 11 concrete projects. The Group has contributed to the following projects:

- as part of the "Mobility for All" initiative, the Commute project was developed with Sopra Steria to promote soft mobility and reduce pollution from private vehicles in the area surrounding Toulouse airport. Further information on this project can be found in Section 3.5.3 (page 144).
- startup Opopop, 2020 winner of the Sopra Steria-Institut de France Foundation's *Prix Entreprendre pour Demain*, also joined the coalition promoting widespread use of a reusable parcels system to reduce the environmental impact of home deliveries.

Key figures

- Over 500,000 citizens consulted, including nearly 3,000 Sopra Steria employees
- Consensus around action in seven areas: waste, energy and resources, nature and biodiversity, food and agriculture, transport, education and fiscal policy
- 13,600 proposals and 2.3 million votes
- 11 projects selected and kicked off by partners of the Grande Cause Environnement.

4.6. Duty of vigilance and vigilance plan

2023072603094

This section provides a summary description of Sopra Steria's vigilance plan. It sets out reasonable vigilance measures aimed at identifying risks and preventing serious violations in respect of human rights and fundamental freedoms, health and safety, and the environment.

Coordinated by the Internal Control Department, the vigilance plan is prepared by the main departments responsible for the areas covered by the duty of vigilance: Corporate Responsibility and Sustainable Development, Human Resources, Purchasing, Security and Legal. This plan was also presented to the Works Council when the initiative was launched. In addition, prior to preparing the plan, the results of the Group's general risk mapping exercise are aligned with the materiality matrix of corporate responsibility issues. The vigilance plan is reviewed each year, in light of possible developments in risks and the effectiveness of mitigation measures put in place. Furthermore, reasonable vigilance measures are implemented gradually for newly acquired companies as part of the integration of these companies within the Group and with respect to its procedures and systems.

The vigilance plan consists of four parts:

- risk mapping to identify, analyse and prioritise serious violation risks;
- risk mitigation and prevention plans;
- system to receive reports relating to the existence of risks or the occurrence of risk events;
- system to monitor the measures implemented and assess their effectiveness.

4.6.1. RISK MAPPING EXERCISE

The risk areas listed below were analysed and prioritised in line with their severity and likelihood of occurrence in the context of the Group's business activities, those of its service suppliers and those of its manufactured product suppliers:

- human rights and fundamental freedoms: Diversity, equal opportunity and inclusion, labour relations and union representation, protection of personal data, working conditions: hours, compensation and social security;
- health and safety: Right to safe and healthy working conditions (e.g. access to buildings, sanitation, safety and security of business travel), healthcare benefits and workplace prevention measures;
- environment: GHG emissions, waste management, depletion of raw materials;
- the conclusions of this risk mapping exercise are used as the starting point for the Group's responsible purchasing policy.

4.6.2. RISK MITIGATION AND PREVENTION PLANS

The continuous improvement approach adopted in line with the Group's corporate responsibility policy put in place several years ago focuses on the various areas identified in the mapping. The cross-reference table indicates the corresponding sections of the Corporate Responsibility Report that describe the risk mitigation and prevention plans put in place.

Area	Category	Mitigation plans and preventive measures
Risks relating to the Group's business activities	Human rights and fundamental freedoms	The relevant information is set out in Sections 2 (pages 114-129), 4.2 (pages 157-159), 4.4.1 (pages 161-162), 4.5 (pages 162-164) and 4.6 (page 165).
	Health and safety	The relevant information is set out in Section 2.8 (page 128).
	Environment	The relevant information is set out in Section 3 (pages 130-153).
Risks relating to the business activities of the Group's suppliers	Responsible purchasing	The relevant information is set out in Section 4.2 (pages 157-159).

Sopra Steria's policies, actions and results in respect of the workforce and human rights, business ethics, the environment and responsible purchasing are assessed annually by EcoVadis. Since this label was created in 2020, Sopra Steria has achieved the highest possible rating of Platinum. The Group has also been among the top 1% for the past four years.

4.6.3. WHISTLEBLOWING PROCEDURE

Sopra Steria has put in place a whistleblowing procedure for receiving reports in connection with its duty of care. This procedure is set out in Section 4.1.4. under "Whistleblowing procedure" (page 155).

4.6.4. SYSTEM TO MONITOR THE MEASURES IMPLEMENTED AND ASSESS THEIR EFFECTIVENESS

For risks relating to the duty of vigilance, the procedures for the regular assessment of the Group's business activities and those of its subsidiaries, along with those of its main suppliers, are carried out at the level of the departments concerned. Each department with oversight for issues involving the duty of vigilance is responsible for monitoring the risks identified in the mapping of risks relating to the duty of vigilance.

All of these departments are involved in the identification and implementation of reasonable and appropriate vigilance measures for their respective areas of responsibility. They report on their monitoring activities at the Group's steering committee meetings and twice a year to the Corporate Responsibility and Sustainable Development Committee.

The risk mitigation and prevention measures put in place with regard to the duty of vigilance are reviewed as part of the Group's internal control procedures and are the focus of a consolidated report drawn up each year by the Internal Control Department and presented to Executive Management.

5. Methodological note

The Corporate Responsibility Report, presented in the 2022 Universal Registration Document, aims to set out the non-financial information that is most relevant to the Group in the context of its business model, its activities, the main issues arising from the materiality matrix and the main risks facing the Group.

The information required to draw up this report is collected in accordance with a reporting procedure, available on request from Sopra Steria's CR&SD Department. This procedure is reviewed annually to take into account changes in the Group's scope and reporting approach and, with effect from 2018, new regulatory requirements arising from Ordinance 2017-1180 of 19 July 2017 on disclosure of non-financial information.

Based on regulations in force and taking into account the specific nature of its business activities, Sopra Steria measures the Group's progress in four areas: Workforce, Society, Environment, Ethics and Compliance.

The environmental reporting presented complies with the framework proposed by the CDSB and with TCFD recommendations.

This report includes a significant amount of information pertaining to Articles L. 225-100 and L. 225-102 of the French Commercial Code and Articles 70 and 173 of the Energy Transition for Green Growth Act, its implementing decree 2017-1265 of 9 August 2017, guided in our thinking by the general principles of the GRI or Global Reporting Initiative (2016-2021 standards), in a continuous improvement approach and aligned as closely as possible with the core subjects addressed by ISO 26000. A cross-reference table covering non-financial information included in the Statement of Non-Financial Performance has been added as an appendix to this document. The relevant information is set out in Section 1, "Cross-reference tables for the Management Report" section of this Universal Registration Document (pages 347-348).

Furthermore, pursuant to the seventh paragraph of Article L. 225-102-1 of the French Commercial Code, Sopra Steria has appointed Mazars as independent third party to verify that the Statement of Non-Financial Performance complies with the provisions laid down in Article R. 225-105 of the French Commercial Code and that the information provided pursuant to point 3 of the first and second paragraphs of Article R. 225-105 of the French Commercial Code, disclosed in this report pursuant to Article R. 225-105-2 of the French Commercial Code, is truthful.

Definitions of workforce indicators

Unless otherwise indicated, indicators are calculated on the basis of numbers of employees on permanent and temporary contracts and internship agreements. The following definitions are used:

- permanent contract: Full-time or part-time employment contract entered into with an employee for an indefinite period;
- fixed-term contract: Full-time or part-time employment contract entered into with an employee and expiring at the end of a specific period or on completion of a specific task lasting an estimated period;
- frequency rate of workplace accidents in France: Calculated in business days, using the following formula: (Number of workplace accidents with work stoppage × 1,000,000)/Total number of hours worked by total workforce in the year;
- severity rate of workplace accidents in France: (Number of working days lost due to workplace accidents × 1,000)/Total number of hours worked by all employees during the year. Work stoppages continuing on from the previous year are not counted. Work stoppages continuing on as a result of workplace accidents that occurred the previous year are not counted;
- lost Time Injury Frequency Rate: Calculated in business days, using the following formula: (Number of workplace accidents with work stoppage × 200,000)/Total number of hours worked by total workforce in the year;
- total recordable injuries frequency rate: Calculated in business days, using the following formula: (Number of workplace accidents with or without work stoppage × 200,000)/Total number of hours worked by total workforce in the year;
- absence rate: Calculated in business days and on the basis of the average full-time equivalent workforce. It takes into account absences for illness, workplace accidents and accidents while travelling. It corresponds to the ratio of the number of actual calendar days' absence and the number of work days theoretically available;
- percentage of employees with a disability: total employment units accounted for by employees with a declared disability ("disabled employment units" in France), multiplied by 1.5 where allowed under the rules applied by French government agency Agefiph (which promotes employment for people with disabilities), divided by the size of the relevant workforce. The workforce numbers used are also calculated according to the rules defined by Agefiph.

Scope of reporting

To ensure compliance with regulations, the Group has developed a reporting process for collecting the relevant data and leveraging the results in this document.

The following information (required by Article L. 225-102.1 of the French Commercial Code) has been excluded since it does not apply to Sopra Steria Group's business: combating food waste and food insecurity, promoting animal welfare and responsible food production.

Sopra Steria's corporate responsibility policy applies to all Group entities. The headcounts provided in the workforce section of this report and used in certain environmental indicators include all Group employees. Depending on the indicator, the geographic scope is either:

- the full worldwide scope of Sopra Steria Group businesses (i.e. Sopra Steria Group).
- all Sopra Steria Group businesses in a given country (Sopra Steria France, Sopra Steria UK, Sopra Steria España, etc.). For each country, all Sopra Steria Group subsidiaries are included (Sopra Banking Software, Sopra HR Software, I2S, CIMPA, Beamap, Cassiopae, Galitt, 2MoRO, it-economics, APAK, SAB, Luminosity Limited, Sopra Steria Financial Services, EGGS Design, Labs, EVA Group, Graffica and Footprint Consulting AS).

2023072603095

- As regards the scope of workforce indicators:
  - employees of companies acquired in 2022 are not taken into account when calculating indicators: Footprint Consulting AS and Graffica Ltd.;
  - for Footprint Consulting AS and Graffica Ltd (consolidated in 2022) as well as Holocare and EGGS Design (consolidated in 2021), only the "Total workforce" indicator has been calculated. The scope is specified for each indicator.
- As regards the scope of environmental indicators (CDSB REQ-07/TCFD):
  - employees of companies acquired in the period up to the end of 2022 were taken into account when calculating indicators, including in particular Graffica and Footprint Consulting AS;
  - the scope of 2022 environmental reporting spans all entities over which the Group has both financial and operational control. The NHS SBS, SSCL and Sopra Financial Technology GmbH joint ventures are thus included in all indicators.
- As regards reporting policy (CDSB REQ-08/TCFD):
  - to check consistency between financial and non-financial reporting, some structural indicators common to both areas are compared and verified at various levels of detail;
  - a snapshot of the reporting process and reporting tools relating to this report is set out in the reporting protocol available on request from Sopra Steria's CR&SD Department.
- As regards the reporting period (CDSB REQ-09/TCFD): Corporate responsibility reporting covers the calendar year from 1 January to 31 December 2022. Any exceptions to calendar year reporting are indicated in respect of the data concerned.
  - to check consistency between financial and non-financial reporting, some structural indicators common to both areas are compared and verified at various levels of detail.

An overview of the reporting process and reporting tools relating to this report is set out in the reporting protocol available on request from Sopra Steria's CR&SD Department.

- No corrections have been noted in relation to data published in the 2022 Universal Registration Document (CDSB REQ-10/TCFD).
- As the first of ten signatory companies, Sopra Steria made a public commitment during Climate Week NYC in September 2017 to disclose climate-related information in accordance with guidelines issued by the Task Force on Climate-related Financial Disclosures (TCFD) for a period of three years. Sopra Steria opted to use the Climate Disclosure Standards Board (CDSB) framework because it complies with TCFD guidelines. Since 2017, the Group has provided a CDSB cross-reference table in its annual report demonstrating compliance (CDSB REQ-11/TCFD). This report on 2022 data uses the structure set out in the CDSB framework to provide the required information in a fully compliant manner.
- Independent assurance meeting ISAE 3000 is provided by an independent third party, which carries out checks on a reasonable assurance basis on figures in the report identified by the sign ✓, all of which relate to greenhouse gas emissions from the entire value chain (upstream, direct activities and downstream). This assurance (CDSB REQ-12/TCFD) is set out in Section 8, "Report by the independent third party of the consolidated statement of non-financial performance presented in the Management Report" (pages 184-188).

6. SDG/Global Compact/GRI/TCFD-CDSB cross-reference table

Universal Registration Document			SDG[1]	Ten Principles of the Global Compact	GRI[2]	TCFD-CDSB[3] *(Climate Change Reporting Framework)*
Chapter/ Section #	**Chapter/Section heading**	**Page #**				
1.	Chapter 1 – Business overview and strategies					
2.	Chapter 2 – Risk factors and internal control	39				REQ-03
4.	Chapter 4 – Corporate responsibility	101			GRI 102-20 GRI 102-50 GRI 102-56	
	Message from the Chief Executive Officer (page 102)				**GRI 102-14**	
1.	**Sopra Steria's Corporate Responsibility Strategy (page 103)**					
1.1.	Sopra Steria's Corporate Responsibility approach	103		Principles 1 to 10	GRI 102-18	
1.2.	Corporate Responsibility governance	104			GRI 102-18	REQ-01
1.2.1.	Group Corporate Responsibility and Sustainable Development (CR&SD) Department	104			GRI 102-22	REQ-01
1.2.2.	Corporate Responsibility Advisory Board (CR Advisory Board)	104				
1.2.3.	Corporate Responsibility Governance structure	106			GRI 102-18	REQ-01
1.2.4.	Long-standing commitment	106				
1.3.	Approach enriched through ongoing dialogue with our stakeholders	107			GRI 102-12 GRI 102-40	
1.3.1.	Broad ecosystem of stakeholders	107				
1.3.2.	Tools and approaches supporting dialogue with our stakeholders	107				
1.4.	Our corporate responsibility roadmap					
1.4.1.	Materiality analysis	108			GRI 102-15	
1.4.2.	Our corporate responsibility roadmap	109				
1.4.3.	Overview of our corporate responsibility roadmap	110		Principles 1 to 10		
1.4.4.	ESG commitment: 2022 highlights	113				REQ-05
1.4.5.	Change in non-financial ratings	113				
2.	**Social responsibility: A committed and responsible Group (page 114)**			**Principles 1 to 6**		
2.1	Governance	114				
2.2.	Responsible employment priorities	114				
2.3.	Employment policy for professional excellence	116				
2.4.	Regional impact	116	9, 17			
2.5.	Attracting and retaining more talent	117	3, 8, 17		GRI 404-1 GRI 404-3	
2.6.	Maintaining and developing skills	120	4, 8	Principles 1-2		
2.7.	Diversity and equal opportunity	122	5, 8, 10, 17	Principles 1-2-6		
2.7.1.	Gender equality policy	123	5, 10	Principles 1-2-6		
2.7.2.	Disability policy	125	10, 17	Principles 1-2-6		
2.7.3.	Intergenerational policy	126	10, 17	Principles 1-2-6		
2.7.4.	Policy promoting diversity and access to employment for young people	127	4, 8, 10, 17	Principles 1-2-6		
2.7.5.	LGBT+ policy	128	5, 10	Principles 1-2-6		
2.8.	Health, safety and working conditions	128	3	Principles 1-2		
2.9.	Labour relations	129	3, 8	Principles 3	GRI 102-41	

(1) SDG: For more information, see page 319.
(2) GRI: Indicators from the GRI standards (2016-2021).
(3) TCFD-CDSB REQ: For more information, see the Glossary on page 319.

2023072603096

Universal Registration Document			SDG[1]	Ten Principles of the Global Compact	GRI[2]	TCFD-CDSB[3] (Climate Change Reporting Framework)
Chapter/ Section #	Chapter/Section heading	Page #				
3.	Environmental responsibility: Beyond climate action and net-zero emissions (page 130)					
					GRI 102-14 GRI 102-15 GRI 302-1 GRI 302-2 GRI 302-4 GRI 302-5 GRI 305-1 GRI 305-2 GRI 305-4 GRI 305-5	REQ-01
3.1.	Environmental strategy	130	17	Principles 7-8-9	GRI 413-1	REQ-02
3.1.1.	Key milestones in the Group's environmental strategy	130				REQ-02
3.1.2.	Adoption of TCFD and CDSB recommendations and scenario analysis	130				REQ-11
3.1.3.	Achieving net-zero emissions	131		Principles 7-8-9		REQ-02
3.2.	Seven priority areas of action	133		Principles 7-8-9		REQ-02
3.2.1	Seven priority areas of action: environmental policy	133		Principles 7-8-9		
3.2.2.	Summary of greenhouse gas emissions by scope	134		Principles 7-8-9		
					GRI 102-15 GRI 201-2	REQ-03 REQ-04
3.3.	Incorporating climate risks and opportunities into the Group's strategy	135	9, 11, 12, 13, 15	Principles 7-8-9	GRI 308-2	REQ-05
3.3.1.	Identification process	135		Principles 7-8-9		
3.3.2.	Climate change risks & opportunities	135		Principles 7-8-9		
3.3.3.	Physical risks	136		Principles 7-8-9		
3.3.4.	Transition risk	136		Principles 7-8-9		
3.3.5.	Opportunities for the Group	137		Principles 7-8-9		
3.4.	Optimising resource consumption and reducing greenhouse gas emissions	137		Principles 7-8-9		
					GRI 302-1 GRI 302-2 GRI 302-3 GRI 303-4 GRI 303-5 GRI 305-1 GRI 305-2 GRI 305-3 GRI 305-4	REQ-04
3.4.1.	Direct activities	137		Principles 7-8-9	GRI 305-5	REQ-05
					GRI 305-1 GRI 305-2 GRI 305-3 GRI 305-4 GRI 305-5 GRI 306-1 GRI 306-2 GRI 306-3 GRI 306-4 GRI 306-5	REQ-04
3.4.2.	Indirect activities	140		Principles 7-8-9	GRI 307-1	REQ-05
3.5.	Including environmental sustainability in our service offering	143		Principles 7-8-9		
3.5.1.	Helping our clients develop a net-zero emissions strategy	143		Principles 7-8-9		
3.5.2.	Managing compliance through a focus on reporting	143		Principles 7-8-9		
3.5.3.	Measuring and reducing environmental impacts by working towards a carbon-free economy	143		Principles 7-8-9		
3.6.	Green taxonomy	146		Principles 7-8-9		
3.6.1	Eligibility analysis	146		Principles 7-8-9		
3.6.2.	Alignment analysis	148		Principles 7-8-9		

(1) SDG: For more information, see page 319.
(2) GRI: Indicators from the GRI standards (2016-2021).
(3) TCFD-CDSB REQ: For more information, see the Glossary on page 319.

SDG/Global Compact/GRI/TCFD-CDSB cross-reference table

Universal Registration Document			SDG[1]	Ten Principles of the Global Compact	GRI[2]	TCFD-CDSB[3] (Climate Change Reporting Framework)
Chapter/ Section #	**Chapter/Section heading**	**Page #**				
					GRI 302-4 GRI 302-5 GRI 305-4 GRI 305-5	
3.7.	Outlook	153		Principles 7-8-9	GRI 305-6	REQ-06
4.	**Commitments to society (page 154)**					
4.1.	Put our values into effect and ensure the compliance of our actions	154		Principles 1 to 10		
4.1.1.	Governance and organisation	154	1,8, 13, 16	Principles 1 to 10	GRI 205-1	
4.1.2.	Values and ethics	154	3, 8, 9, 16	Principles 1 to 10		
4.1.3.	Rules and procedures	155		Principles 1 to 10		
4.1.4.	Whistleblowing procedure	155		Principles 1 to 10		
4.1.5.	Preventing corruption and influence peddling	155	4, 16	Principle 10	GRI 205-2	
4.1.6.	Preventing tax evasion	156				
4.1.7.	Other regulations	156				
					GRI 308-1 GRI 412-1	
4.2.	*Implementing responsible purchasing*	157	1, 5, 10, 12, 13, 17	Principles 1 to 10	GRI 414-1	
4.2.1.	Responsible purchasing system	157		Principles 1 to 10		
4.2.2.	Ethical and inclusive purchasing	158	4, 11, 12, 13,16	Principles 1-2-6		
4.2.3.	Progressive contribution of the supply chain to meeting SBTi commitments	158	8, 9, 11, 16, 17	Principles 7-8-9		
4.2.4.	Highlights of 2022	158				
4.2.5.	Main objectives for 2023	158				
4.3.	Helping our clients with their sustainability programmes	158	4, 11, 12, 13, 16	Principles 1-2-6-7-8-9		
4.3.1.	Customer satisfaction	158				
4.3.2.	*Developing an innovation ecosystem*	158	8, 9, 11, 16, 17		GRI 102-12 GRI 102-13	
4.3.3.	Developing inclusive services accessible to all	159		Principle 6		
4.3.4.	Supporting ethical digital practices	160	4, 8, 11, 12, 13, 16, 17	Principles 1-2-6		
4.3.5.	Participating in trusted AI initiatives	160		Principle 6		
4.3.6	Taking action to promote digital sovereignty	161		Principles 1-2		
4.4.	Data protection and secure operations	161		Principles 1-2		
4.4.1.	Protection of personal information	161		Principles 1-2		
4.4.2.	Protecting and securing client data	162	1, 8, 13, 16	Principles 1-2	GRI 205-1	
4.5.	Our community engagement initiatives	162	1, 2, 3, 4, 5, 6, 7, 8, 10, 11	Principles 1-2-6	GRI 203-1 GRI 413-1	
4.5.1.	A longstanding commitment to an ethical and inclusive digital society	162	1, 2, 3, 4, 5, 6, 7, 10, 17	Principles 1-2-6		
4.5.2.	Employees involved in high-impact projects	163		Principles 1-2-6		
					GRI 308-1 GRI 412-1	
4.6.	Duty of vigilance and vigilance plan	165	8, 11, 12, 13, 16	Principles 1 to 10	GRI 414-1	
4.6.1.	Risk mapping exercise	165		Principles 1 to 10		
4.6.2.	Risk mitigation and prevention plan	165		Principles 1 to 10		
4.6.3.	Whistleblowing procedure	165		Principles 1 to 10		
4.6.4.	System to monitor the measures implemented and assess their effectiveness	165		Principles 1 to 10		
5.	**Methodological note (page 166)**					**REQ 07-08-09-10-11-12**

(1) SDG: For more information, see page 319.
(2) GRI: Indicators from the GRI standards (2016-2021).
For more information, see the Glossary on page 319.

2023072603097

7. Workforce and environmental indicators

Information marked with the ✓ symbol has been audited by the independent third party to provide a reasonable assurance opinion.
The figures presented are rounded, which may result in slight discrepancies in some totals.

Summary of workforce indicators

EMPLOYMENT

WORKFORCE BY GEOGRAPHIC AREA (INCLUDING ACQUISITIONS) ✓

Scope/Topic	2019	2020	2021	2022
Group	**46,245**	**45,960**	**47,437**	**49,690**
France	19,499	19,759	19,831	19,820
International (excluding France)	26,476	26,201	27,606	29,870
Of which: United Kingdom	6,305	6,646	6,919	7,431
Of which: India	5,726	4,982	5,440	6,211
Of which: Spain	4,189	3,999	4,032	4,215
Of which: Germany	3,363	3,304	3,447	3,760
Of which: Norway	1,792	1,999	2,445	2,919
Of which: Poland	984	1,016	1,064	1,003
Of which: Italy	1,009	976	994	1,035
Of which: Belgium	749	740	754	794
Managers ("cadres")	**40,014**	**40,581**	**44,501**	**46,261**

Note
The notion of "cadres" is specific to France. The number of managers outside France is extrapolated from the figures for France.

WORKFORCE BY GEOGRAPHIC AREA (EXCLUDING ACQUISITIONS) ✓

Scope/Topic	2019	2020	2021	2022
Group	**45,152**	**44,768**	**47,008**	**49,508**
France	19,104	18,728	19,609	19,820
International (excluding France)	26,048	26,040	27,399	29,688

FULL-TIME EQUIVALENT (FTE) WORKFORCE (EXCLUDING INTERNS) ✓

Scope/Topic	2019	2020	2021	2022
Group	**44,230**	**43,898**	**45,852**	**48,391**
France	18,849	18,464	19,319	19,527
International (excluding France)	25,381	25,434	26,533	28,863
of which: United Kingdom	6,057	6,374	6,467	7,029
of which: India	5,724	4,981	5,438	6,210
of which: Spain	4,128	3,951	3,978	4,175
of which: Germany	2,733	3,011	3,217	3,488
of which: Norway	1,790	1,996	2,331	2,775
of which: Poland	946	980	1,017	965
of which: Italy	944	942	909	980
of which: Belgium	732	725	739	774

WORKFORCE BY TYPE OF EMPLOYMENT CONTRACT ✓

Scope/Topic	2019	2020	2021	2022
Permanent contracts				
Group	**96.1%**	**96.7%**	**97.0%**	**96.8%**
France	95.3%	96.9%	96.8%	95.7%
International (excluding France)	96.7%	96.6%	97.2%	97.5%
of which: United Kingdom	95.2%	92.6%	96.3%	95.7%
of which: India	99.0%	99.7%	99.3%	99.3%
of which: Spain	97.3%	98.4%	97.7%	99.0%
of which: Germany	94.4%	95.3%	94.6%	94.7%
of which: Norway	99.6%	99.8%	99.9%	99.8%
of which: Poland	94.0%	90.6%	92.7%	93.6%
of which: Italy	94.0%	96.7%	91.6%	95.5%
of which: Belgium	99.6%	100.0%	99.7%	99.1%
Temporary contracts				
Group	**3.3%**	**2.9%**	**2.5%**	**2.7%**
France	4.6%	3.0%	3.0%	4.1%
International (excluding France)	2.4%	2.9%	2.1%	1.8%
of which: United Kingdom	4.7%	7.4%	3.7%	4.3%
of which: India	1.1%	0.3%	0.7%	0.7%
of which: Spain	2.5%	1.6%	1.9%	0.8%
of which: Germany	1.3%	1.8%	2.9%	1.3%
of which: Norway	0.5%	0.2%	0.1%	0.2%
of which: Poland	8.9%	6.7%	4.1%	3.8%
of which: Italy	0.7%	1.1%	1.2%	0.7%
of which: Belgium	0.3%	0.0%	0.0%	0.0%
Internships				
Group	**0.6%**	**0.4%**	**0.5%**	**0.5%**
France	0.2%	0.1%	0.2%	0.2%
International (excluding France)	0.9%	0.6%	0.8%	0.8%
of which: United Kingdom	0.1%	0.0%	0.0%	0.0%
of which: India	0.0%	0.0%	0.0%	0.0%
of which: Spain	0.2%	0.1%	0.4%	0.1%
of which: Germany	4.3%	2.8%	2.5%	4.1%
of which: Norway	0.0%	0.0%	0.0%	0.0%
of which: Poland	3.0%	0.0%	3.2%	2.6%
of which: Italy	5.4%	2.2%	7.1%	3.9%
of which: Belgium	0.1%	0.0%	0.3%	0.9%

AVERAGE LENGTH OF SERVICE FOR EMPLOYEES ON PERMANENT CONTRACTS

Scope/Topic	2019	2020	2021	2022
Group	**7.1**	**7.7**	**7.5**	**7.2**
France	8.0	8.6	8.8	8.7
International (excluding France)	6.4	7.0	6.7	6.2
of which: United Kingdom	10.3	10.3	9.5	8.9
of which: India	4.4	5.2	4.5	4.1
of which: Spain	5.0	5.7	6.0	5.8
of which: Germany	7.5	8.4	8.2	7.6
of which: Norway	4.1	4.1	4.0	3.6
of which: Poland	4.3	4.8	5.0	5.6
of which: Italy	6.0	6.3	7.0	6.7
of which: Belgium	9.3	9.7	9.8	9.7

20230726003098

AVERAGE AGE OF EMPLOYEES ON PERMANENT CONTRACTS

Scope/Topic	2019	2020	2021	2022
Group	**37.8**	**38.7**	**38.8**	**38.7**
France	37.8	38.5	38.9	38.9
International (excluding France)	37.8	38.8	38.8	38.5
of which: United Kingdom	43.6	43.9	44.2	44.2
of which: India	31.4	32.4	31.9	31.5
of which: Spain	37.5	38.4	39.0	38.8
of which: Germany	41.6	42.8	42.5	41.9
of which: Norway	38.0	38.1	38.0	37.8
of which: Poland	32.2	32.9	33.4	34.2
of which: Italy	38.0	38.6	40.0	40.0
of which: Belgium	40.0	40.6	40.8	40.7

NEW STAFF ON ALL TYPES OF EMPLOYMENT CONTRACT ✓

Scope/Topic	2019	2020	2021	2022
Group	**10,844**	**6,133**	**10,636**	**13,073**
France	4,112	2,045	3,019	4,267
International (excluding France)	6,732	4,088	7,617	8,806
of which: United Kingdom	1,155	1,293	1,764	1,953
of which: India	1,695	490	2,255	2,244
of which: Spain	1,229	632	978	1,276
of which: Germany	651	366	702	933
of which: Norway	499	517	739	994
of which: Poland	297	179	253	196
of which: Italy	219	132	214	261
of which: Belgium	86	73	108	150

NEW STAFF ON PERMANENT CONTRACTS ✓

Scope/Topic	2019	2020	2021	2022
Group	**8,047**	**4,166**	**8,453**	**10,439**
France	2,570	1,189	1,951	2,744
International (excluding France)	5,477	2,977	6,502	7,695
of which: United Kingdom	942	723	1,481	1,671
of which: India	1,620	480	2,214	2,201
of which: Spain	1,084	566	841	1,206
of which: Germany	488	298	569	756
of which: Norway	428	459	670	910
of which: Poland	10	5	21	4
of which: Italy	107	56	85	124
of which: Belgium	80	69	91	131

TURNOVER RATE FOR EMPLOYEES ON PERMANENT CONTRACTS

Scope/Topic	2019	2020	2021	2022
Group	**17.7%**	**13.6%**	**16.0%**	**17.0%**
Women	18.0%	13.5%	15.4%	15.8%
Men	17.4%	13.6%	16.4%	17.6%
France	**15.9%**	**10.1%**	**13.1%**	**17.0%**
Women	13.8%	9.4%	12.2%	15.6%
Men	16.7%	10.4%	13.4%	17.6%
International (excluding France)	**18.9%**	**16.1%**	**18.2%**	**17.0%**
Women	20.8%	16.2%	17.3%	15.9%
Men	18.0%	16.1%	18.6%	17.6%

Scope/Topic	2019	2020	2021	2022
Group	**17.7%**	**13.6%**	**16.0%**	**17.0%**
France	15.9%	10.1%	13.1%	17.0%
International (excluding France)	18.9%	16.1%	18.2%	17.0%
of which: United Kingdom	21.7%	15.2%	12.6%	13.5%
of which: India	19.4%	23.2%	29.1%	18.2%
of which: Spain	20.5%	15.3%	19.3%	20.3%
of which: Germany	14.7%	11.9%	13.8%	13.8%
of which: Norway	12.8%	12.4%	13.0%	15.7%
of which: Poland	12.2%	10.5%	13.0%	19.2%
of which: Italy	13.0%	14.4%	16.2%	15.8%
of which: Belgium	15.0%	10.4%	9.9%	11.4%

TRAINING

NUMBER OF TRAINING HOURS PER EMPLOYEE (AVERAGE FTE) (MANDATORY AND NON-MANDATORY) ✓

Scope/Topic	2019	2020	2021	2022
Total	**N/A***	**N/A***	**27**	**33**
Women	N/A*	N/A*	27	33
Men	N/A*	N/A*	27	33

** N/A: Not available.*

NUMBER OF TRAINING HOURS PER EMPLOYEE (AVERAGE FTE) (MANDATORY) ✓

Scope/Topic	2019	2020	2021	2022
Total	N/A*	N/A*	N/A*	0.35
Women	N/A*	N/A*	N/A*	0.39
Men	N/A*	N/A*	N/A*	0.33

** N/A: Not available.*

NUMBER OF TRAINING HOURS PROVIDED DURING THE YEAR ✓

Scope/Topic	2019	2020	2021	2022
Group	**1,263,354**	**1,207,065**	**1,219,922**	**1,537,505**
France	619,219	559,853	573,169	603,144
International (excluding France)	640,600	637,142	582,458	934,361
of which: United Kingdom	83,117	79,571	53,163	67,042
of which: India	115,630	209,113	192,772	291,221
of which: Spain	94,114	88,485	99,616	132,855
of which: Germany	103,282	54,524	57,132	79,060
of which: Norway	140,874	123,006	114,997	217,056
of which: Poland	10,308	6,525	19,865	39,565
of which: Italy	1,169	18,739	26,597	30,377
of which: Belgium	10,476	13,755	13,043	14,668

2023072603099

NUMBER OF TRAINING HOURS PER EMPLOYEE (AVERAGE FTE) ✓

Scope/Topic	2019	2020	2021	2022
Group	**29.0**	**27.3**	**27.1**	**33**
France	29.4	30.1	29.9	31
International (excluding France)	28.4	24.3	24.4	34
of which: United Kingdom	13.4	12.6	8.3	10
of which: India	20.9	38.5	37.5	50
of which: Spain	22.9	21.7	25.3	33
of which: Germany	38.3	17.5	18.4	23
of which: Norway	82.6	65.1	53.7	85
of which: Poland	11.4	7.0	19.9	39
of which: Italy	N/A	19.0	28.8	32
of which: Belgium	14.1	18.7	17.9	19

DIVERSITY

Gender equality

FEMALE STAFF

Scope/Topic	2019	2020	2021	2022
Group	**32.0%**	**32.5%**	**32.4%**	**33.1%**
France	29.4%	29.6%	29.1%	29.8%
International (excluding France)	34.0%	34.6%	34.8%	35.3%
of which: United Kingdom	43.7%	44.5%	45.0%	46.1%
of which: India	33.1%	31.7%	30.2%	30.6%
of which: Spain	28.6%	29.0%	29.7%	29.7%
of which: Germany	25.2%	27.6%	28.7%	29.4%
of which: Norway	27.3%	27.0%	29.3%	30.7%
of which: Poland	60.0%	60.2%	57.4%	55.2%
of which: Italy	28.5%	29.7%	29.7%	29.7%
of which: Belgium	16.0%	18.0%	18.4%	19.4%

FEMALE NEW HIRES ✓

Scope/Topic	2019	2020	2021	2022
Group	**33.1%**	**34.0%**	**32.9%**	**34.3%**
France	30.9%	27.5%	25.9%	31.6%
International (excluding France)	34.4%	37.3%	35.7%	35.7%
of which: United Kingdom	44.2%	53.2%	52.7%	50.9%
of which: India	35.4%	29.4%	29.0%	31.1%
of which: Spain	21.9%	25.2%	24.6%	24.8%
of which: Germany	34.4%	32.0%	34.8%	33.1%
of which: Norway	29.9%	27.1%	34.5%	33.4%
of which: Poland	50.5%	34.2%	37.9%	24.5%
of which: Italy	30.1%	28.0%	26.6%	29.9%
of which: Belgium	19.8%	34.2%	28.7%	24.7%

Disability

PERCENTAGE OF EMPLOYEES WITH A DISABILITY ✓

Scope/Topic	2019	2020 *	2021	2022
France: Direct employment rate	2.43%	2.48%	2.96%	3.30%
France: Indirect employment rate	0.56%	Not included	Not included	Not included
France: Employment rate	2.72%	2.48%	2.96%	3.30%

* *In 2020, the reported proportion of 2.21% was recalculated to reflect the entry into force of new calculation rules issued by AGEFIPH in 2020 and not available at the time the 2020 report was published. Furthermore, the indirect employment rate (sheltered employers) is no longer counted when calculating the total employment rate from 2020 onwards, in accordance with the new regulations.*

Intergenerational policy

PROPORTION OF YOUNGER AND OLDER EMPLOYEES (INCLUDING INTERNS) ✓

Workforce by age bracket

Scope/Topic	2019	2020	2021	2022
Group				
Under 25	10.0%	7.0%	7.9%	9.6%
Over 55	8.7%	9.9%	10.4%	10.7%
France				
Under 25	10.4%	6.9%	7.6%	9.8%
Over 55	8.8%	10.1%	10.6%	11.0%
International (excluding France)				
Under 25	9.6%	7.1%	8.2%	9.4%
Over 55	8.6%	9.7%	10.2%	10.5%
Of which: United Kingdom				
Under 25	8.0%	7.4%	6.0%	5.6%
Over 55	20.1%	20.2%	22.2%	22.7%
Of which: India				
Under 25	17.3%	12.3%	18.3%	21.3%
Over 55	0.3%	0.3%	0.4%	0.6%
Of which: Spain				
Under 25	5.4%	3.3%	4.5%	6.6%
Over 55	3.4%	4.1%	4.7%	5.5%
Of which: Germany				
Under 25	5.0%	3.3%	3.9%	5.2%
Over 55	15.0%	18.1%	17.6%	17.4%
Of which: Norway				
Under 25	2.5%	3.3%	2.7%	4.1%
Over 55	6.8%	7.0%	7.1%	7.3%
Of which: Poland				
Under 25	19.5%	14.9%	13.7%	11.6%
Over 55	0.4%	0.5%	0.3%	0.7%
Of which: Italy				
Under 25	11.0%	9.8%	7.7%	7.1%
Over 55	6.6%	7.9%	9.7%	11.2%
Of which: Belgium				
Under 25	2.4%	1.8%	2.8%	4.2%
Over 55	9.3%	9.9%	10.5%	10.7%

PROPORTION OF OLDER EMPLOYEES IN FRANCE

Scope/Topic	2019	2020	2021	2022
Number of employees aged 45 and older	5,186	5,491	5,929	5,988
Proportion of employees aged 45 and older relative to the total workforce at 31/12	27.2%	29.3%	30.20%	30.21%
Number of employees aged 55 and older	1,680	1,883	2,082	2,178
Proportion of employees aged 55 and older relative to the total workforce at 31/12	8.8%	10.1%	10.6%	11.0%

2023072603100

HEALTH, SAFETY AND WORKING CONDITIONS

ORGANISATION OF WORK AND WORKING HOURS/PART-TIME WORK – EMPLOYEES ON PERMANENT CONTRACTS FROM 1 JANUARY TO 31 DECEMBER

Scope/Topic	2019	2020	2021	2022
Group	5.9%	6.1%	6.4%	6.0%
France	5.9%	6.3%	6.6%	6.5%
International (excluding France)	5.9%	5.9%	6.3%	5.7%
of which: United Kingdom	12.8%	12.1%	14.0%	13.1%
of which: India	0.1%	0.0%	0.1%	0.0%
of which: Spain	6.3%	5.5%	4.9%	4.1%
of which: Germany	8.8%	10.4%	10.1%	9.6%
of which: Norway	0.6%	0.6%	7.3%	0.7%
of which: Poland	3.5%	3.4%	4.2%	3.8%
of which: Italy	4.2%	4.6%	4.7%	4.8%
of which: Belgium	9.0%	8.2%	7.0%	6.6%

ABSENCE RATE, LTIFR AND TRIFR

Indicators	2019	2020	2021	2022
Absence rate *	N/A*	N/A*	2.7%	2.8%
Lost time injury frequency rate (LTIFR)	N/A*	N/A*	0.12	0.15
Total recordable injury frequency rate (TRIFR)	N/A*	N/A*	0.21	0.40

** N/A: Not available.*

ABSENCE RATE, NUMBER OF OCCUPATIONAL ILLNESSES, FREQUENCY RATE AND SEVERITY RATE (SCOPE: FRANCE)

Indicators	2019	2020	2021	2022
Absence rate (%)	2.6%	2.5%	2.7%	3.1%
Occupational illness (number)	0	2	2	1
Frequency rate of workplace accidents in France	2.47	1.26	0.89	1.24
Severity rate of workplace accidents in France	0.023	0.013	0.013	0.017

LABOUR RELATIONS

Scope/Topic	2019	2020	2021	2022
Number of agreements signed during the year	**49**	**56**	**31**	**48**
France	24	38	11	35
Germany	24	16	19	11
Belgium	0	0	1	0
United Kingdom	0	2	0	0
Italy	0	0	0	0
Spain	1	0	0	1
Europe	0	0	0	1
Number of collective bargaining agreements in force	**291**	**326**	**357**	**360**
France	129	164	169	166
Germany	134	137	162	161
Belgium	11	11	12	12
Italy	5	0	0	1
United Kingdom	11	13	13	17
Spain	0	1	1	3

Summary of environmental indicators

For 2022, the scope of indicators includes all entities over which the Group has operational control (and thus includes the NHS SBS, SSCL and SFT joint ventures, which were only brought in scope from 2017 onwards) and employees at companies acquired up to and including December 2022, namely Graffica and Footprint Consulting AS, as well as EGGS Design and EVA Group, which were not included in our 2021 report.

For 2021, the scope includes employees at companies acquired up to and including November 2021, namely Luminosity Limited, Sopra Steria Financial Services and Labs.

For 2020, the scope includes all entities over which the Group had operational control (and thus includes the NHS SBS, SSCL and SFT joint ventures) as well as newly acquired companies Sodifrance, Anteo (Consulting and E-Business Solutions), Holocare and CXPARTNERS.

For 2019, the scope includes all entities over which the Group had operational control (and thus includes the NHS SBS and SSCL joint ventures) but does not include SAB or Sopra Financial Technology GmbH.

*France includes French Polynesia. United Kingdom includes Ireland. Africa and Middle East includes Lebanon, Senegal, Cameroon, Ivory Coast, Morocco, Tunisia and the United Arab Emirates. United States includes Canada.

RESOURCE CONSUMPTION

		Energy consumption ✓			Proportion of electricity consumption (offices and on-site data centres) provided by renewables ✓	Waste electrical and electronic equipment (WEEE) ✓				
		Offices + miscellaneous ✓	On-site data centres ✓	Off-site data centres ✓						
		Total	Total	Total	Total	Total	Proportion reused	Proportion used for heat or raw material recovery	Proportion incinerated without heat recovery	Proportion sent to landfill
Country	**Year**	*MWh*	*MWh*	*MWh*	%	*kg*	%	%	%	%
	2022	**20,899**	**3,229**	**9,871**	**99%**	**52,673**	**44**	**53.6**	**0.2**	**2.2**
	2021	25,071	3,823	9,616	99%	31,791	51.3	48	0.4	0.3
	2020	26,519	3,974	9,390	90%	30,354	71	28.3	0.6	0.1
	2019	31,708	2,718	10,390	86%	19,724	44.3	50.6	2.8	2.3
France*	2015	28,092	3,161	7,813	1%	20,939	N/A	N/A	N/A	N/A
	2022	**13,459**	**1,731**	**458**	**100%**	**11,545**	**20.5**	**79.5**	**0**	**0**
	2021	16,029	2,759	561	100%	11,745	40.7	59.4	0	0
	2020	14,676	3,689	930	100%	16,013	15.7	81.6	2.8	0
	2019	17,953	4,087	865	100%	19,426	27.3	68.8	4	0
United Kingdom*	2015	9,987	7,651	6,943	70%	25,674	N/A	N/A	N/A	N/A
	2022	**12,674**	**55**	**5,229**	**100%**	**25,397**	**23.9**	**75.7**	**0.5**	**0**
	2021	11,900	25	5,284	100%	15,904	28	71.4	0.6	0
	2020	11,683	23	5,630	N/A	18,262	24.2	70.2	2.6	3
	2019	13,522	22	5,366	N/A	26,468	48	49.7	0.8	1.5
Total: Rest of Europe	2015	10,219	2,055	5,467	N/A	6,452	N/A	N/A	N/A	N/A
	2022	**7,444**	**1,784**	**0**	**100%**	**3,206**	**55.2**	**46.1**	**1**	**0.7**
	2021	5,638	1,859	0	100%	3,101	98.7	0.5	0	0.8
	2020	6,738	2,028	0	N/A	27	0	80	20	0
	2019	9,943	2,236	0	N/A	17,328	0	99.3	0.7	0
Total: Rest of the World	2015	13,326	1,784	0	N/A	107,181	N/A	N/A	N/A	N/A
	2022	**54,476**	**6,799**	**15,558**	**99.3%**	**92,822**	**35.8**	**62.6**	**0.3**	**1.3**
	2021	58,638	8,467	15,461	99.2%	62,541	45.7	53.7	0.3	0.2
	2020	59,615	9,714	15,949	95%	64,657	44	53	2	1
	2019	73,126	9,063	16,621	90%	82,947	32.3	64.7	2	1.1
Total: Group	2015	61,625	14,651	20,223	20%	160,246	N/A	N/A	N/A	N/A

2023072603101

		Paper and cardboard waste (1) ✓				Purchases of certified paper from sustainable sources ✓			Water ✓
Country	Year	Total *kg*	Proportion used for heat or raw material recovery %	Proportion incinerated without heat recovery %	Proportion sent to landfill %	Total *kg*	% of paper from sustainable sources %	Quantity purchased per employee *kg/employee*	Total m^3
	2022	**79,641**	**100**	**0**	**0**	**16,212**	**90**	**0.82**	**38,999**
	2021	65,024	100	0	0	8,019	72	0.41	37,090
	2020	53,782	100	0	0	23,454	69	1.19	62,235
	2019	109,168	84.8	15.2	0	55,268	48	2.89	74,874
France*	2015	96,269	N/A	N/A	N/A	N/A	N/A	N/A	55,760
	2022	**143,854**	**100**	**0**	**0**	**10,290**	**68**	**1.38**	**15,803**
	2021	222,508	100	0	0	7,592	34	1.1	37,789
	2020	63,730	100	0	0	6,270	57	0.94	31,603
	2019	173,509	100	0	0	11,173	79	3.11	57,841
United Kingdom*	2015	146,900	N/A	N/A	N/A	N/A	N/A	N/A	21,272
	2022	**89,235**	**99.9**	**0**	**0.1**	**4,707**	**82**	**0.32**	**18,158**
	2021	48,417	100	0	0	6,592	84	0.49	18,972
	2020	73,014	99.1	0.9	0	7,701	86	5.32	35,811
	2019	119,940	99.9	0.1	0	21,437	79	13.96	43,560
Total: Rest of Europe	2015	58,062	N/A	N/A	N/A	N/A	N/A	N/A	27,315
	2022	**2,800**	**84**	**0**	**16**	**1,741**	**70**	**0.24**	**62,484**
	2021	1,506	49.3	0	50.7	1,345	70	0.21	28,074
	2020	3,893	100	0	0	1,705	72	0.3	34,602
	2019	12,506	100	0	0	8,995	71	1.45	70,710
Total: Rest of the World	2015	27,217	N/A	N/A	N/A	N/A	N/A	N/A	140,133
	2022	**315,530**	**99.8**	**0**	**0.2**	**32,950**	**81**	**0.67**	**135,445**
	2021	337,455	99.8	0	0.2	23,548	63	0.51	121,926
	2020	194,418	99.7	0.3	0	39,132	71	0.88	164,250
	2019	415,122	96	4	0	96,873	60	2.35	246,985
Total: Group	2015	328,448	N/A	N/A	N/A	N/A	N/A	N/A	244,480

(1) An improved waste calculation methodology was introduced in 2021. This methodology has increased the percentage of real data and made data more reliable. Under the former methodology, paper and cardboard waste would have amounted to 150,663 kg in 2021.

REDUCING GHG EMISSIONS

SCOPE 1 AND 2

		Scope 1 ✓		Scope 2 ✓
		Diesel, gas, biodiesel (offices and on-site data centres) ✓	Fugitive emissions ✓	Grid electricity, district heating (offices and on-site data centres) ✓
Country	**Year**	***tCO2e***	***tCO2e***	***tCO2e***
	2022	**218**	**309**	**147**
	2021	259.4	105.7	261.8
	2020	281	96.6	624
	2019	374	194	765
France*	2015	284	N/A	2,195
	2022	**1,213**	**179**	**0**
	2021	1,724.2	197.9	0
	2020	1,468	72.7	0
	2019	1,696	33	0
United Kingdom*	2015	1,067	N/A	1,844
	2022	**273**	**98**	**251**
	2021	360.3	32.3	364.8
	2020	339	30.3	500
	2019	425	39.1	888
Total: Rest of Europe	2015	233	N/A	1,805
	2022	**249**	**769**	**0**
	2021	182.1	788.4	0
	2020	226.2	1,202.9	0
	2019	169	1,780.6	72
Total: Rest of the World	2015	653	N/A	9,880
	2022	**1,952**	**1,355**	**398**
	2021	2,526.1	1,124.3	626.6
	2020	2,315	1,402.5	1,124
	2019	2,664	2,048	1,724
Total: Group	2015	2,237	N/A	15,724

2023072603102

SCOPE 3

		Scope 3 ✓						
		3-1 Residual emissions from purchases (excluding business travel, offices, on- and off-site data centres and fugitive emissions)[1] ✓	3-3 Energy-related emissions not included in Scopes 1 and 2 ✓	3-5 Waste treatment ✓	3-6 Business travel[2] ✓	3-7 Employee commuting and hremote working[3] ✓	3-8 Off-site data centres ✓	3-13 Tenants ✓
Country	Year	*tCO2e*	*tCO2e*	*tCO2e*	*tCO2e*	*tCO2e*	*tCO2e*	*tCO2e*
	2022	**112,606**	**382**	**13**	**6,466**	**18,105**	**0**	**0**
	2021	112,393	580.8	11.8	3,195.2	8,934	0	0
	2020	N/A	609.6	18.7	4,813.7	N/A	500	303
	2019	N/A	859.8	23.1	14,138	N/A	553	160
France*	2015	N/A	N/A	N/A	N/A	N/A	458	N/A
	2022	**85,722**	**781**	**8**	**1,082**	**3,328**	**93**	**647**
	2021	85,144	1,022.1	15.2	418.9	3,730	58	0
	2020	N/A	741.2	10.3	782.1	N/A	119	3
	2019	N/A	959.2	19.8	3,527.8	N/A	128	10
United Kingdom*	2015	N/A	N/A	N/A	N/A	N/A	332	N/A
	2022	**64,808**	**749**	**7**	**5,109**	**11,701**	**97**	**52**
	2021	56,030	740.7	6.4	3,081	6,534	83	10
	2020	N/A	554.8	11.7	4,646.2	N/A	514	15
	2019	N/A	685.7	15	11,377.9	N/A	699	18
Total: Rest of Europe	2015	N/A	N/A	N/A	N/A	N/A	437	N/A
	2022	**6,701**	**2,628**	**18**	**1,168**	**2,905**	**0**	**0**
	2021	5,445	2,095	8.4	262	2,518	0	141
	2020	N/A	1,927.3	9.5	1,317	N/A	0	188
	2019	N/A	2,959	19.9	5,266.3	N/A	0	306
Total: Rest of the World	2015	N/A	N/A	N/A	N/A	N/A	0	N/A
	2022	**269,837**	**4,539**	**45**	**13,826**	**36,039**	**191**	**699**
	2021	259,011	4,438.6	41.9	6,957.1	21,716	141	151
	2020	189,406	3,832.9	50.2	11,559	23,714	1,132	509
	2019	221,311	5,463.7	77.8	34,310	66,778	1,250	494
Total: Group	2015	N/A	N/A	N/A	32,005	N/A	1,227	N/A

(1) The increase in emissions between 2020 and 2021 was due to a change in methodology. By applying the methodology and scope updated in 2021 to previous data, the amounts would be 242,305 tCO_2e in 2020 and 270,835 tCO_2e in 2019.

(2) Data taking into account emission reductions due to green business travel in Germany. Excluding the emissions reduction from green travel gives the following values: 14,695 tCO_2e in 2022, 7,402 tCO_2e in 2021, 2022, 12,698 tCO_2e in 2020, 37,164 tCO_2e in 2019, 38,176 tCO_2e in 2018, 38,133 tCO_2e in 2017 and 36,555 tCO_2e in 2016.

(3) Emissions arising from employee commuting in 2019 and 2020 were estimated and taken into account for our CDP response. The method was further developed to calculate 2021 emissions and audited.

TOTAL: SCOPES 1, 2 & 3

Country	Year	tCO_2e	Emissions per employee (Direct and indirect activities – Total: Scopes 1, 2 & 3[1]) tCO_2e / employee	Emissions per employee (Direct activities – Scopes 1, 2, 3-6 and 3-8) tCO_2e / employee
	2022	138,245	6.97	0.36
	2021	125,742	6.41	0.19
	2020	7,246	N/A	0.37
	2019	17,067	N/A	0.89
France*	2015	2,937	N/A	0.17
	2022	93,053	12.51	0.35
	2021	92,310	13.33	0.35
	2020	3,196	N/A	0.48
	2019	6,374	N/A	1.01
United Kingdom*	2015	3,243	N/A	0.8
	2022	83,145	5.59	0.39
	2021	67,241	4.91	0.29
	2020	6,611	N/A	0.51
	2019	14,148	N/A	1.11
Total: Rest of Europe	2015	2,475	N/A	0.29
	2022	14,438	1.91	0.29
	2021	11,439	1.67	0.18
	2020	4,871	N/A	0.76
	2019	10,573	N/A	1.51
Total: Rest of the World	2015	10,533	N/A	1.95
	2022	328,881	6.62	0.36
	2021	296,733	6.30	0.24
	2020	235,044	N/A	0.38
	2019	336,121	N/A	0.93
Total: Group[2]	2015	51,193	N/A	1.47

(1) Scope 3 – Excluded subcategories: 3-2, 3-4, 3-9, 3-10, 3-11, 3-12, 3-14, 3-15.
(2) The full tables with details for each country are available on our website.

20230726031O3

Report by the independent third party on the verification of the consolidated statement of non-financial performance presented in the Management Report

To the Shareholders,

In our capacity as an independent third party, member of the Mazars network and a Statutory Auditor of Sopra Steria Group, certified by COFRAC Inspection under number 3-1058 (scope of certification available on www.cofrac.fr), we have conducted work in order to formulate a reasoned opinion expressing limited assurance about the historical information (observed or extrapolated) provided in the consolidated statement of non-financial performance, as well as at the Company's request and outside the scope of accreditation, reasonable assurance about a selection of information, prepared in accordance with the entity's procedures (hereinafter the "Guidelines") for the financial year ended 31 December 2022 (hereinafter the "Information" and the "Statement"), presented in the Group's Management Report, pursuant to the provisions of Articles L. 225-102-1, R. 225-105 and R. 225-105-1 of the French Commercial Code (*Code de Commerce*).

CONCLUSION

Based on the procedures implemented, as described in the "Nature and scope of work" section, and the information collected, we did not identify any material misstatement that would cause us to conclude that the consolidated statement of non-financial performance is not consistent with applicable regulatory provisions and that the Information, taken as a whole, is not presented fairly in accordance with the Guidelines.

REASONABLE ASSURANCE REPORT ON SELECTED INFORMATION

Regarding the information selected by the Company and identified by the symbol ✓, we performed, at the request of the Company and in line with its proactive approach, the same types of procedure as those described in the "Nature and scope of work" section above for the key performance indicators and the other quantitative results that we considered to be the most important, but in a more in-depth manner, in particular with respect to the number of tests conducted.

The selected sample thus represents an average of 53 % of the workforce and between 67 % and 100 % of environmental data identified by the symbol ✓.

We believe that these procedures enable us to express a reasonable assurance conclusion with respect to the information selected by the Company and identified by the symbol ✓.

CONCLUSION

In our opinion, the information selected by the Company and identified by the symbol ✓ has been prepared, in all material respects, in accordance with the Guidelines.

PREPARATION OF THE STATEMENT OF NON-FINANCIAL PERFORMANCE

As there is no generally accepted and commonly used reference framework or established practices for assessing and measuring the Information, different but acceptable measurement techniques can be used that may affect comparisons between entities and over time.

The Information should therefore be read and understood in reference to the Guidelines, the significant elements of which are set out in the Statement.

INHERENT LIMITATIONS TO PREPARING INFORMATION

Information may be subject to uncertainties relating to the level of scientific or economic knowledge and the quality of external data used. Some information is sensitive to choices of methodology, assumptions and/or estimates used to prepare this information and set out in the Statement.

RESPONSIBILITY OF THE COMPANY

The Board of Directors is responsible for:

- selecting or drawing up appropriate criteria for the preparation of the Information;
- drawing up a Statement complying with legal and regulatory provisions, including an overview of the business model, a description of the main non-financial risks, an overview of policies adopted in light of those risks and the results of those policies, including key performance indicators and the information laid down in Article 8 of Regulation (EU) 2020/852 (green taxonomy);
- as well as implementing the internal controls it deems necessary to prepare Information that is free of material misstatement, whether due to fraud or error.

The Statement has been prepared in accordance with the entity's Guidelines, as mentioned above.

RESPONSIBILITY OF THE INDEPENDENT THIRD PARTY

On the basis of our work, it is our responsibility to formulate a reasoned opinion expressing limited assurance as to:

- the Statement's compliance with the provisions laid down in Article R. 225-105 of the French Commercial Code;
- the fair presentation of historical information (recognised or extrapolated) provided pursuant to Point 3 of Paragraphs I and II of Article R. 225-105 of the French Commercial Code, namely the results of policies, including key performance indicators, and actions relating to the key risks.

As it is our duty to formulate an independent conclusion on the Information as prepared by management, we are not authorised to be involved in preparing this Information, as this could compromise our independence.

It is also our responsibility, at the entity's request and outside the scope of accreditation, to express a reasonable assurance opinion about whether the information selected by the entity (1) has been prepared, in all material respects, in accordance with the Guidelines.

It is not our responsibility to issue an opinion on whether:

- the entity complies with other applicable legal and regulatory provisions, notably as regards the information required by Article 8 of Regulation (EU) 2020/852 (green taxonomy), the vigilance plan, anti-corruption measures and the prevention of tax evasion;
- the information required by Article 8 of Regulation (EU) 2020/852 (green taxonomy) is accurate;
- products and services comply with applicable regulations.

REGULATORY REQUIREMENTS AND APPLICABLE PROFESSIONAL STANDARDS

Our work described below was carried out in accordance with the provisions of Articles A. 225-1 et seq. of the French Commercial Code establishing the manner in which an independent third party should fulfil its engagement, with industry policy issued by the CNCC for this type of engagement in lieu of a verification programme and with the revised International Standard on Assurance Engagements (ISAE) 3000.

INDEPENDENCE AND QUALITY CONTROL

Our independence is enshrined in the provisions of Article L. 822-11 of the French Commercial Code and the French Code of Ethics for Statutory Auditors. We have also implemented a quality control system comprising documented policies and procedures for ensuring compliance with ethical and professional standards, and the applicable legal and regulatory requirements of the CNCC for this type of engagement.

MEANS AND RESOURCES

Our work was carried out by a team of 8 people between October 2022 and February 2023 and required a total of 10 weeks.

To help us with our work, we have called on our specialists in sustainable development and social responsibility. We conducted around ten interviews with individuals responsible for preparing the Statement, notably representing the Human Resources and Sustainable Development departments.

NATURE AND SCOPE OF WORK

We have planned and performed our work taking account of the risk of material misstatement with regard to Information.

- We believe that the procedures we have undertaken, to the best of our professional judgement, provide a sufficient basis for our limited assurance conclusion:
- We familiarised ourselves with the business of all entities in the consolidated group, and the overview of key risks;
- We assessed the suitability of the Guidelines in terms of their relevance, completeness, reliability, impartiality and comprehensibility, taking industry best practice into account where applicable;
- We checked that the Statement covers each category of disclosure stipulated in paragraph III of Article L. 225-102-1 in relation to labour-related and environmental information, as well as respect for human rights, anti-corruption measures and the prevention of tax evasion;
- We checked that the Statement presents the information laid down in paragraph II of Article R. 225-105 where that information is relevant to the key risks, and that it includes, as the case may be, a reasoned explanation for the absence of any information required by the second subparagraph of paragraph III of Article L. 225-102-1;
- We checked that the Statement includes an overview of the business model and key risks associated with the business of all entities in the consolidated group, including, where relevant and proportionate, risks arising from its business relationships, products and services, as well as policies, actions and results, including key performance indicators;
- We consulted source documents and carried out interviews to:
  - assess the process used to identify and confirm key risks and the extent to which results, including key performance indicators selected, are consistent with the key risks and policies presented, and
  - corroborate the qualitative information (actions and results) we considered most important, presented in Annex. For the risk relating to attracting and retaining employees, our work was carried out at the level of the consolidating entity and at a selection of entities (see Annex);

(1) See Annex

2023072603104

- We checked that the Statement covers the consolidated group, i.e. all entities falling within the scope of consolidation in accordance with Article L. 233-16, within the limits specified in the Statement;
- We familiarised ourselves with the internal control and risk management procedures put in place by the entity and assessed the collection process to ensure that the Information is complete and accurate;
- For the key performance indicators and other quantitative results we considered most important (presented in Annex 1), we:
  - used analytical procedures to check that the data collected had been properly consolidated, and that any changes in the data were consistent,
  - carried out detailed, sample-based testing or other selection methods to check that definitions and procedures had been properly applied and to reconcile data with supporting documents. This work was undertaken on a selection of contributing entities and countries and covered between 46 % and 100 % of the consolidated data used in the key performance indicators and results selected for these tests;
- We assessed the Statement's overall consistency based on our understanding of all entities in the consolidated group.

Paris La Défense, 2 March 2023

French original signed by
Independent third party,
Mazars SAS

Jérôme Neyret
Partner
Edwige Rey
CSR & Sustainable Development Partner

This is a free translation into English of a report issued in French and is provided solely for the convenience of English-speaking users.

ANNEX 1: INFORMATION CONSIDERED MOST IMPORTANT

List of key performance indicators and other quantitative results considered most important, and selection of contributing entities and countries subjected to detailed testing.

✓ Information reviewed on a reasonable assurance basis.

Information	Audited Entity/Country
WORKFORCE INDICATORS	
■ Workforce by geographic area (including acquisitions) ✓ ■ FTE (full-time equivalent) (excluding interns) ✓ ■ Headcount by contract type ✓ ■ New hires – All types of contracts ✓ ■ New hires – Permanent contracts only ✓ ■ Female new hires ✓ ■ Proportion of younger and older employees (including interns) ✓	■ France (Sopra Steria Group SA, Sopra HR Software, Sopra Banking Software, Sopra Steria I2S, CIMPA SAS, Galitt, 2MoRO, EVA Group) ■ Spain (Sopra Steria España S.A.U., Sopra Steria Euskadi S.L., Sopra HR Software S.L., CIMPA PLM España S.L., Sopra Financial Solutions Iberia S.L.) ■ Benelux (Sopra Banking Software Belgium, Sopra HR Software S.P.R.L., Sopra Steria Benelux SA/NV, Sopra Banking Software Luxembourg, Sopra HR Software S.A.R.L., Sopra Steria PSF Luxembourg SA, Sopra Financial Solutions Netherlands BV, Sopra Steria Benelux – NL Branch) ■ Poland (Sopra Steria Polska Sp. z o.o.)
■ Number of training hours per employee (mandatory and non-mandatory) ✓ ■ Average number of training hours per person (average FTE) ✓ ■ Number of training hours during the financial year ✓	■ France (Sopra Steria Group SA, Sopra HR Software, Sopra Banking Software, Sopra Steria I2S, CIMPA SAS, Galitt, 2MoRO, EVA Group) ■ Spain (Sopra Steria España S.A.U., Sopra Steria Euskadi S.L., Sopra HR Software S.L., CIMPA PLM España S.L., Sopra Financial Solutions Iberia S.L.) ■ Benelux (Sopra Banking Software Belgium, Sopra HR Software S.P.R.L., Sopra Steria Benelux SA/NV, Sopra Banking Software Luxembourg, Sopra HR Software S.A.R.L., Sopra Steria PSF Luxembourg SA, Sopra Financial Solutions Netherlands BV, Sopra Steria Benelux – NL Branch) ■ Poland (Sopra Steria Polska Sp. z o.o.)
■ Percentage of employees with a disability ✓	■ France (Sopra Steria Group SA, Sopra HR Software, Sopra Banking Software, Sopra Steria I2S, CIMPA SAS, Galitt, 2MoRO, EVA Group)
Information	**Audited Entity/Country**
ENVIRONMENTAL INDICATORS	
■ Energy consumption per employee ✓ ■ Energy consumption (offices) ✓ ■ Energy consumption (on-site data centres) ✓ ■ Energy consumption (off-site data centres) ✓ ■ Proportion of electricity consumption provided by renewable energies (offices and on-site data centres) ✓ ■ Greenhouse gas emissions from energy consumption (offices) ✓ ■ Greenhouse gas emissions from energy consumption (on-site data centres) ✓ ■ Greenhouse gas emissions from energy consumption (off-site data centres) ✓ ■ Greenhouse gas emissions – Energy consumption not included in Scopes 1 and 2 ✓	■ France (Sopra Steria Group SA, Sopra HR Software, Sopra Banking Software, Sopra Steria I2S, CIMPA SAS, Galitt, 2MoRO, EVA Group) ■ United Kingdom (Sopra Banking Software Ltd, Sopra HR Software Limited, Sopra Steria Limited, NHS Shared Business Services Ltd, Shared Services Connected Ltd, CIMPA Ltd, CXPARTNERS Limited, Sopra Steria Financial Services Limited), Holocare Ltd, Graffica Ltd) ■ India (Sopra Steria India Limited, SBS Solutions India Private Limited) ■ Poland (Sopra Steria Polska Sp. z o.o.) – off-site data centres only
■ Greenhouse gas emissions – Energy consumption of the tenants – Scope 3 ✓ ■ Greenhouse gas emissions – Scopes 1 & 2 per employee ✓ ■ Greenhouse gas emissions – Scope 3 per employee ✓	
■ Greenhouse gas emissions – Business travel ✓	■ France (Sopra Steria Group SA, Sopra HR Software, Sopra Banking Software, Sopra Steria I2S, CIMPA SAS, Galitt, 2MoRO, EVA Group) ■ Germany (Sopra HR Software GmbH, Sopra Banking Software GmbH, Sopra Steria SE, ISS Software GmbH, CIMPA GmbH, it-economics GmbH, Sopra Financial Technology GmbH)/ Austria (Sopra Steria GmbH)/ Bulgaria (it-economics Bulgaria EOOD) ■ United Kingdom (Sopra Banking Software Ltd, Sopra HR Software Limited, Sopra Steria Limited, NHS Shared Business Services Ltd, Shared Services Connected Ltd, CIMPA Ltd, CXPARTNERS Limited, Sopra Steria Financial Services Limited, Holocare Ltd, Graffica Ltd)

2023072603105

Information	Audited Entity/Country
WORKFORCE INDICATORS	
■ Quantity of waste electrical and electronic equipment generated per employee ✓ ■ Proportion of waste electrical and electronic equipment given a second life ✓ ■ Proportion of "hazardous waste" ✓ ■ Greenhouse gas emissions – waste electrical and electronic equipment ✓	■ France (Sopra Steria Group SA, Sopra HR Software, Sopra Banking Software, Sopra Steria I2S, CIMPA SAS, Galitt, 2MoRO, EVA Group) ■ United Kingdom (Sopra Banking Software Ltd, Sopra HR Software Limited, Sopra Steria Limited, NHS Shared Business Services Ltd, Shared Services Connected Ltd, CIMPA Ltd, CXPARTNERS Limited, Sopra Steria Financial Services Limited, Holocare Ltd, Graffica Ltd) ■ Poland (Sopra Steria Polska Sp. z o.o.)
■ Greenhouse gas emissions – Employee commuting and remote working ✓	■ France (Sopra Steria Group SA, Sopra HR Software, Sopra Banking Software, Sopra Steria I2S, CIMPA SAS, Galitt, 2MoRO, EVA Group) ■ United Kingdom (Sopra Banking Software Ltd, Sopra HR Software Limited, Sopra Steria Limited, NHS Shared Business Services Ltd, Shared Services Connected Ltd, CIMPA Ltd, CXPARTNERS Limited, Sopra Steria Financial Services Limited, Holocare Ltd, Graffica Ltd) ■ India (Sopra Steria India Limited, SBS Solutions India Private Limited)
■ Water consumption (offices and on-site data centres) ✓ ■ Water consumption per employee ✓ ■ Greenhouse gas emissions – Wastewater ✓	■ France (Sopra Steria Group SA, Sopra HR Software, Sopra Banking Software, Sopra Steria I2S, CIMPA SAS, Galitt, 2MoRO, EVA Group) ■ United Kingdom (Sopra Banking Software Ltd, Sopra HR Software Limited, Sopra Steria Limited, NHS Shared Business Services Ltd, Shared Services Connected Ltd, CIMPA Ltd, CXPARTNERS Limited, Sopra Steria Financial Services Limited, Holocare Ltd, Graffica Ltd) ■ India (Sopra Steria India Limited, SBS Solutions India Private Limited)
■ Quantity of green paper purchased per employee ✓	■ France (Sopra Steria Group SA, Sopra HR Software, Sopra Banking Software, Sopra Steria I2S, CIMPA SAS, Galitt, 2MoRO, EVA Group) ■ United Kingdom (Sopra Banking Software Ltd, Sopra HR Software Limited, Sopra Steria Limited, NHS Shared Business Services Ltd, Shared Services Connected Ltd, CIMPA Ltd, CXPARTNERS Limited, Sopra Steria Financial Services Limited, Holocare Ltd, Graffica Ltd)
■ Quantity of paper and cardboard waste per employee ✓ ■ Percentage of paper and cardboard waste recycled ✓ ■ Greenhouse gas emissions – Paper and cardboard waste ✓	■ France (Sopra Steria Group SA, Sopra HR Software, Sopra Banking Software, Sopra Steria I2S, CIMPA SAS, Galitt, 2MoRO, EVA Group) ■ United Kingdom (Sopra Banking Software Ltd, Sopra HR Software Limited, Sopra Steria Limited, NHS Shared Business Services Ltd, Shared Services Connected Ltd, CIMPA Ltd, CXPARTNERS Limited, Sopra Steria Financial Services Limited, Holocare Ltd, Graffica Ltd) ■ Poland (Sopra Steria Polska Sp. z o.o.)
■ Direct fugitive greenhouse gas emissions (offices and on-site data centres) ✓	■ France (Sopra Steria Group SA, Sopra HR Software, Sopra Banking Software, Sopra Steria I2S, CIMPA SAS, Galitt, 2MoRO, EVA Group) ■ India (Sopra Steria India, SBS Solutions India Private Limited)
■ Greenhouse gas emissions related to the supply chain (calculated per million euros) ✓	■ Sopra Steria Group

4 CORPORATE RESPONSIBILITY

20230726031106

5. 2022 consolidated financial statements

Consolidated statement of net income	190
Consolidated statement of comprehensive income	191
Consolidated statement of financial position	192
Consolidated statement of changes in equity	193
Consolidated cash flow statement	194
Notes to the consolidated financial statements	195
Statutory Auditors' report on the consolidated financial statements	253

Consolidated statement of net income

(in millions of euros)	*Notes*	Financial year 2022	Financial year 2021
Revenue	*4.1*	5,101.2	4,682.8
Staff costs	*5.1*	-3,150.5	-2,911.7
External expenses and purchases	*4.2.1*	-1,331.3	-1,181.3
Taxes and duties		-42.8	-40.3
Depreciation, amortisation, provisions and impairment		-141.7	-172.5
Other current operating income and expenses	*4.2.2*	18.3	2.2
Operating profit on business activity		**453.1**	**379.2**
as % of revenue		*8.9%*	*8.1%*
Expenses related to stock options and related items	*5.4*	-23.2	-6.7
Amortisation of allocated intangible assets	*8.2*	-32.3	-33.2
Profit from recurring operations		**397.6**	**339.3**
as % of revenue		*7.8%*	*7.2%*
Other operating income and expenses	*4.2.3*	-36.3	-35.8
Operating profit		**361.3**	**303.4**
as % of revenue		*7.1%*	*6.5%*
Cost of net financial debt	*12.1.1*	-8.7	-8.7
Other financial income and expenses	*12.1.2*	-5.7	-9.5
Tax expense	*6.1*	-83.2	-93.5
Net profit from associates	*10.1*	-14.7	1.8
Net profit from continuing operations		**249.0**	**193.5**
Net profit from discontinued operations		-	-
Consolidated net profit		**249.0**	**193.5**
as % of revenue		4.9%	4.1%
Non-controlling interests	*14.1.5*	1.2	5.9
NET PROFIT ATTRIBUTABLE TO THE GROUP		**247.8**	**187.7**
as % of revenue		*4.9%*	*4.0%*
EARNINGS PER SHARE (IN EUROS)	*Notes*		
Basic earnings per share	*14.2*	12.23	9.27
Diluted earnings per share	*14.2*	12.13	9.19

Consolidated statement of comprehensive income

20230726031O7

(in millions of euros)	*Notes*	Financial year 2022	Financial year 2021
Consolidated net profit		**249.0**	**193.5**
Other comprehensive income:			
Actuarial gains and losses on pension plans	*5.3.1*	127.2	87.7
Tax impact		-33.4	-2.2
Related to associates	10.2	0.1	0.2
Change in fair value of financial assets (non-consolidated securities)		16.7	3.7
Subtotal of items recognised in equity and not reclassifiable to profit or loss		**110.7**	**89.5**
Translation differences	14.1.4	-58.4	51.2
Change in net investment hedges		14.7	-18.6
Tax impact on net investment hedges		-4.3	5.8
Change in cash flow hedges		0.7	6.6
Tax impact on cash flow hedges		-0.1	-1.7
Related to associates		4.6	6.0
Subtotal of items recognised in equity and reclassifiable to profit or loss		**-42.8**	**49.3**
Other comprehensive income, total net of tax		**67.9**	**138.8**
COMPREHENSIVE INCOME		**316.9**	**332.4**
Non-controlling interests	14.1.5	3.4	12.4
Attributable to the Group		**313.5**	**320.0**

Consolidated statement of financial position

Assets *(in millions of euros)*	*Notes*	31/12/2022	31/12/2021
Goodwill	*8.1*	1,943.9	1,984.3
Intangible assets	*8.2*	166.7	177.1
Property, plant and equipment	*8.3*	141.5	129.6
Right-of-use assets	*9.1*	359.9	343.1
Equity-accounted investments	*10.2*	183.5	198.1
Other non-current assets	*7.1*	114.0	81.9
Retirement benefits and similar obligations	*5.3*	38.5	20.4
Deferred tax assets	*6.3*	127.0	151.2
Non-current assets		**3,075.1**	**3,085.8**
Trade receivables and related accounts	*7.2*	1,104.2	1,020.1
Other current assets	*7.3*	410.6	447.9
Cash and cash equivalents	*12.2*	355.9	217.2
Current assets		**1,870.7**	**1,685.1**
Assets held for sale		-	-
TOTAL ASSETS		**4,945.8**	**4,771.0**

Liabilities and equity *(in millions of euros)*	*Notes*	31/12/2022	31/12/2021
Share capital		20.5	20.5
Share premium		531.5	531.5
Consolidated reserves and other reserves		1,298.3	1,094.5
Equity attributable to the Group		**1,850.3**	**1,646.5**
Non-controlling interests		**43.1**	**49.0**
TOTAL EQUITY	***14.1***	**1,893.4**	**1,695.5**
Financial debt – Non-current portion	*12.3*	320.1	448.4
Lease liabilities – Non-current portion	*9.2*	312.8	289.2
Deferred tax liabilities	*6.3*	68.5	51.5
Retirement benefits and similar obligations	*5.3*	190.3	310.1
Non-current provisions	*11.1*	51.8	62.9
Other non-current liabilities	*7.4*	15.5	15.8
Non-current liabilities		**959.0**	**1,178.0**
Financial debt – Current portion	*12.3*	187.7	95.8
Lease liabilities – Current portion	*9.2*	77.7	75.6
Current provisions	*11.1*	46.7	43.6
Trade payables and related accounts		318.2	328.9
Other current liabilities	*7.5*	1,463.0	1,353.6
Current liabilities		**2,093.4**	**1,897.5**
Liabilities held for sale		-	-
TOTAL LIABILITIES		**3,052.4**	**3,075.5**
TOTAL LIABILITIES AND EQUITY		**4,945.8**	**4,771.0**

Consolidated statement of changes in equity

20230726031108

(in millions of euros)	Share capital	Share premium	Treasury shares	Consolidated reserves and retained earnings	Other comprehensive income	Total attributable to the Group	Non-controlling interests	Total
At 31/12/2020	**20.5**	**531.5**	**-36.2**	**1,076.3**	**-194.2**	**1,397.8**	**47.6**	**1,445.4**
Share capital transactions	-	-	-	-	-	-	-	-
Share-based payments	-	-	-	6.9	-	6.9	0.3	7.2
Transactions in treasury shares	-	-	-15.4	-10.1	-	-25.5	-	-25.5
Ordinary dividends	-	-	-	-40.7	-	-40.7	-5.6	-46.3
Changes in scope	-	-	-	-0.7	-	-0.7	-	-0.7
Other movements	-	-	-	-10.2	-1.0	-11.3	-5.6	-16.9
Shareholder transactions	**-**	**-**	**-15.4**	**-54.9**	**-1.0**	**-71.3**	**-10.9**	**-82.3**
Net profit for the period	-	-	-	187.7	-	187.7	5.9	193.5
Other comprehensive income	-	-	-	-	132.3	132.3	6.5	138.8
Comprehensive income for the period	**-**	**-**	**-**	**187.7**	**132.3**	**320.0**	**12.4**	**332.4**
AT 31/12/2021	**20.5**	**531.5**	**-51.6**	**1,209.1**	**-63.0**	**1,646.5**	**49.0**	**1,695.5**
Share capital transactions	-	-	-	-	-	-	-	-
Share-based payments	-	-	-	22.3	-	22.3	0.2	22.5
Transactions in treasury shares	-	-	-17.0	-19.8	-	-36.8	-	-36.8
Ordinary dividends	-	-	-	-65.1	-	-65.1	-6.4	-71.5
Changes in scope	-	-	-	-	-	-	-	-
Other movements	-	-	-	-30.0	-	-30.0	-3.1	-33.2
Shareholder transactions	**-**	**-**	**-17.0**	**-92.7**	**-0.0**	**-109.7**	**-9.3**	**-119.0**
Net profit for the period	-	-	-	247.8	-	247.8	1.2	249.0
Other comprehensive income	-	-	-	-	65.7	65.7	2.2	67.9
COMPREHENSIVE INCOME FOR THE PERIOD	**-**	**-**	**-**	**247.8**	**65.7**	**313.5**	**3.4**	**316.9**
AT 31/12/2022	**20.5**	**531.5**	**-68.6**	**1,364.2**	**2.7**	**1,850.3**	**43.1**	**1,893.4**

Consolidated cash flow statement

(in millions of euros)	*Notes*	Financial year 2022	Financial year 2021
Consolidated net profit (including non-controlling interests)		**249.0**	**193.5**
Net increase in depreciation, amortisation and provisions		189.4	206.7
Unrealised gains and losses related to changes in fair value		-2.0	-4.8
Expenses and income related to stock options and related items	*5.4*	21.4	5.9
Gains and losses on disposal		3.7	-5.7
Share of net profit/(loss) of equity-accounted companies	*10.1*	14.7	-1.8
Cost of net financial debt (including cost related to lease liabilities)	*12.1.1*	15.0	15.0
Dividends from non-consolidated securities		-0.1	-
Tax expense	*6.1*	83.2	93.5
Cash from operations before change in working capital requirement (A)		**574.4**	**502.3**
Tax paid (B)		-87.8	-77.3
Change in operating working capital requirement (C)	*13.2*	17.1	38.2
Net cash from operating activities (D) = (A+B+C)		**503.6**	**463.3**
Purchase of property, plant and equipment and intangible assets	*13.1*	-94.2	-54.6
Proceeds from sale of property, plant and equipment and intangible assets		0.1	0.2
Purchase of non-current financial assets		-4.9	-3.3
Proceeds from sale of non-current financial assets		0.7	1.5
Cash impact of changes in scope		-13.1	-89.2
Dividends received (equity-accounted companies, non-consolidated securities)		2.8	2.8
Proceeds from/(Payments on) loans and advances granted		-4.5	0.3
Net interest received		-0.2	-0.1
Net cash from/(used in) investing activities (E)		**-113.2**	**-142.4**
Proceeds from shareholders for capital increases		-	-
Purchase and sale of treasury shares		-17.5	-16.2
Dividends paid to shareholders of the parent company	*14.1.3*	-65.0	-40.7
Dividends paid to the minority interests of consolidated companies		-6.6	-5.6
Proceeds from/(Payments on) borrowings	*13.1*	-33.5	-139.7
Lease payments		-94.5	-105.8
Net interest paid (excluding interest on lease liabilities)		-11.0	-7.9
Additional contributions related to defined-benefit pension plans	*13.1*	-18.9	-29.8
Other cash flows relating to financing activities		0.6	-4.1
Net cash from/(used in) financing activities (F)		**-246.5**	**-349.9**
Impact of changes in foreign exchange rates (G)		-4.6	0.9
NET CHANGE IN CASH AND CASH EQUIVALENTS (D+E+F+G)		**139.3**	**-28.1**
Opening cash position		216.9	245.0
Closing cash position	*12.2*	356.2	216.9

Notes to the consolidated financial statements

20230726031O9

Note 1	**Accounting policies**	**196**
1.1.	Basis of preparation	196
1.2.	Application of new standards and interpretations	196
1.3.	Implications of the Russia-Ukraine conflict with regard to the consolidated financial statements for the period	196
1.4.	Impact of environmental risks on the consolidated financial statements	196
1.5.	Material estimates and accounting judgments	196
1.6.	Format of the financial statements and foreign currency translation	197
Note 2	**Scope of consolidation**	**198**
2.1.	Main acquisitions	198
2.2.	Other changes in scope	199
Note 3	**Segment information**	**200**
3.1.	Results by reporting unit	200
3.2.	Revenue by geographic area	201
3.3.	Non-current assets by geographic area	201
Note 4	**Operating profit**	**202**
4.1.	Breakdown of revenue by reporting unit	202
4.2.	Other operating income and expenses included in Operating profit	204
Note 5	**Employee benefits and share-based payments**	**206**
5.1.	Staff costs	206
5.2.	Workforce	206
5.3.	Retirement benefits and similar obligations	206
5.4.	Share-based payments	212
5.5.	Compensation of senior management (related parties)	214
Note 6	**Corporate income tax**	**214**
6.1.	Tax expense	214
6.2.	Reconciliation of statutory and effective tax expense	215
6.3.	Deferred tax assets and liabilities	216
Note 7	**Components of the working capital requirement and other financial assets and liabilities**	**217**
7.1.	Other non-current financial assets	217
7.2.	Trade receivables and related accounts	219
7.3.	Other current assets	220
7.4.	Other non-current liabilities	220
7.5.	Other current liabilities	221
Note 8	**Property, plant and equipment and intangible assets**	**221**
8.1.	Goodwill	221
8.2.	Other intangible assets	223
8.3.	Property, plant and equipment	225
Note 9	**Leases**	**226**
9.1.	Right-of-use assets by category of leased assets	226
9.2.	Breakdown of lease liabilities by maturity	227
Note 10	**Equity-accounted investments**	**228**
10.1.	Net profit from associates	228
10.2.	Carrying amount of investments in associates	228
Note 11	**Provisions and contingent liabilities**	**230**
11.1.	Current and non-current provisions	230
11.2.	Contingent liabilities	230
Note 12	**Financing and financial risk management**	**231**
12.1.	Financial income and expenses	231
12.2.	Cash and cash equivalents	231
12.3.	Financial debt – Net financial debt	232
12.4.	Derivatives reported in the balance sheet	233
12.5.	Financial risk management	235
Note 13	**Cash flows**	**242**
13.1.	Change in net financial debt	242
13.2.	Reconciliation of WCR with the cash flow statement	245
13.3.	Other cash flows in the consolidated cash flow statement	245
Note 14	**Equity and earnings per share**	**246**
14.1.	Equity	246
14.2.	Earnings per share	247
Note 15	**Related-party transactions**	**248**
15.1.	Transactions with equity-accounted associates and non-consolidated entities	248
15.2.	Subsidiaries and equity interests	248
Note 16	**Off-balance sheet commitments**	**249**
16.1.	Commitments given related to current operations	249
16.2.	Commitments received	249
Note 17	**Subsequent events**	**249**
Note 18	**List of Group companies**	**250**
Note 19	**Statutory auditors' fees**	**252**

The Group's consolidated financial statements for the year ended 31 December 2022 were approved by the Board of Directors at its meeting held on 22 February 2023.

NOTE 1 ACCOUNTING POLICIES

The main accounting policies applied in the preparation of the consolidated financial statements are presented below. They have been applied consistently for all of the financial years presented.

1.1. Basis of preparation

The consolidated financial statements for the year ended 31 December 2022 have been prepared in accordance with International Financial Reporting Standards (IFRS) as published by the IASB and adopted by the European Union. Information on these standards is provided on the European Commission website: https://ec.europa.eu/info/business-economy-euro/company-reporting-and-auditing/company-reporting/financial-reporting_en#ifrs-financial-statements.

1.2. Application of new standards and interpretations

1.2.1. New mandatory standards and interpretations

New standards and amendments to existing standards adopted by the European Union, the application of which is mandatory for accounting periods beginning on or after 1 January 2022, mainly consist of the amendment to IAS 37 *Provisions, Contingent Liabilities and Contingent Assets* on onerous contracts and the costs to be taken into account when recognising a provision for an onerous contract. The Group has not identified any impact of the application of this amendment.

In addition, in financial year 2022, the IFRS Interpretations Committee published several final decisions, including a decision relating to "Demand Deposits with Restrictions on Use". The application of this decision, like the others, is mandatory for reporting periods beginning on or after 1 January 2022. These decisions have no impact on the Group's financial statements.

1.2.2. Standards and interpretations published by the IASB but not applied early

The Group did not identify any new standards or amendments to existing standards adopted by the European Union, the application of which is mandatory after 31 December 2022 and which may be applied in advance.

1.3. Implications of the Russia-Ukraine conflict with regard to the consolidated financial statements for the period

The Group is not directly exposed to Ukraine, Belarus or Russia, with the exception of a small non-trading entity, which ceased operations in the first half of the year. The costs relating to this transaction, amounting to €0.3 million, are recognised within *Other operating income and expenses*, part of *Operating profit* (see Note 4.2). The entity was in the process of being disposed of at the date when the financial statements were approved.

In addition, at this stage, the Group has not identified any indirect impacts of the conflict on its strategy or its financial performance.

1.4. Impact of environmental risks on the consolidated financial statements

In Section 3.6, "Green taxonomy (Regulation (EU) 2020/852 of 18 June 2020)" of Chapter 4, "Corporate responsibility", the Group describes the main activities through which it has an impact on the climate, and the actions it has taken to adapt to the effects of climate change. This analysis was carried out using the revenue and capital expenditure indicators. It demonstrates that the Group's business and its sector play a minor role in greenhouse gas emissions. It also helps show that, to date, the Group has not been affected by major climate events.

As such, the Group considers that, at this point in time, the financial impact of climate change on its financial statements is nil. In addition, the process of transitioning its activities towards meeting the Climate Neutral Now programme's target of climate neutrality did not have a material impact on the Group's financial statements in 2022.

1.5. Material estimates and accounting judgments

The preparation of financial statements entails the use of estimates and assumptions in measuring certain consolidated assets and liabilities, as well as certain income statement items. Group management is also required to exercise judgment in the application of its accounting policies.

Such estimates and judgments, which are continually updated, are based both on historical information and on a reasonable anticipation of future events according to the circumstances. However, given the uncertainty implicit in assumptions as to future events, the related accounting estimates may differ from the ultimate actual results.

The main assumptions and estimates that may leave scope for material adjustments to the carrying amounts of assets and liabilities in the subsequent period are as follows:

- revenue recognition (see Note 4.1);
- post-employment benefits for staff (cf. Note 5.3);
- *measurement of deferred tax assets (Note 6.3);*
- amounts payable to non-controlling interests (see Note 7.5);
- the recoverable amount of property, plant and equipment and intangible assets, and of goodwill in particular (see Note 8.1);
- lease terms and the measurement of right-of-use assets and lease liabilities (see Note 9);
- the recoverable amount of investments in associates recorded in the balance sheet (see Note 10.2);
- provisions for contingencies (see Note 11.1).

2023072603110

1.6. Format of the financial statements and foreign currency translation

1.6.1. Format of the financial statements

With regard to the presentation of its consolidated financial statements, Sopra Steria Group applies Recommendation 2013-03 of the French Accounting Standards Authority (*Autorité des Normes Comptables* – ANC) of 7 November 2013 on the format of the income statement, the cash flow statement and the statement of changes in equity.

The format of the income statement was adapted several years ago to improve the presentation of the Company's performance, with the addition of a financial aggregate known as *Operating profit on business activity* before *Profit from recurring operations*. This indicator is used internally by management to assess performance. It corresponds to *Profit from recurring operations* before:

- the expense relating to the costs and benefits granted to the recipients of stock option, free share and employee share ownership plans;
- the amortisation of allocated intangible assets.

Operating profit is then obtained by taking *Profit from recurring operations* and subtracting *Other operating income and expenses*. The latter contains any material items of operating income and expenses that are unusual, abnormal, infrequent or unpredictable, presented separately in order to give a clearer picture of performance based on ordinary activities.

Finally, in the analysis of *Change in net financial debt*, the Group splits out EBITDA. This figure corresponds to *Operating profit on business activity*, after adding back in the depreciation, amortisation and provisions included in the latter indicator.

1.6.2. Foreign currency translation

a. Functional and presentation currencies

Items included in the financial statements of each Group entity are measured using the currency of the primary economic environment in which that entity operates, i.e. its "functional currency".

The consolidated financial statements are presented in euros, the functional and presentation currency of the Sopra Steria Group parent company.

b. Translation of the financial statements of foreign subsidiaries

The accounts of all Group entities whose functional currency differs from the Group's presentation currency are translated into euros as follows:

- assets and liabilities are translated at the end-of-period exchange rate;
- income, expenses and cash flows are translated at the average exchange rate for the period;
- all resulting foreign exchange differences are recognised as a distinct equity component under *Other comprehensive income* and included in *Accumulated translation reserves* within equity (see Note 14.1.4).

In accordance with IAS 21 *The Effects of Changes in Foreign Exchange Rates*, translation gains and losses arising from the translation of net investments in foreign operations are recognised as a distinct component of equity. Translation gains and losses in respect of intercompany loans are considered an integral part of the Group's net investment in the foreign subsidiaries in question.

When a foreign operation is divested, the cumulative translation difference is recycled to profit or loss as part of the gain or loss arising on disposal.

Goodwill and fair value adjustments arising on the acquisition of foreign operations are treated as assets and liabilities of the operation and, as such, are translated at the end-of-period exchange rate.

The applicable exchange rates for the translation of the main foreign currencies used within the Group are as follows:

	Average rate for the period		Period-end rate	
€1/Currency	Financial year 2022	Financial year 2021	31/12/2022	31/12/2021
Norwegian krone	10.1026	10.1633	10.5138	9.9888
Swedish krona	10.6296	10.1465	11.1218	10.2503
Tunisian dinar	3.2568	3.2895	3.3289	3.2666
Moroccan dirham	10.6438	10.6330	11.1608	10.5238
US dollar	1.0530	1.1827	1.0666	1.1326
Singapore dollar	1.4512	1.5891	1.4300	1.5279
Swiss franc	1.0047	1.0811	0.9847	1.0331
Pound sterling	0.8528	0.8596	0.8869	0.8403
Brazilian real	5.4399	6.3779	5.6386	6.3101
Indian rupee	82.6864	87.4392	88.1710	84.2292
Polish zloty	4.6861	4.5652	4.6808	4.5969

c. Translation of foreign currency transactions

Transactions denominated in foreign currencies are translated to the functional currency at the exchange rate applying on the transaction date. Foreign exchange gains and losses arising on settlement, as well as those arising from the translation of monetary assets and liabilities that are denominated in foreign currencies at the end-of-period exchange rate, are recognised in profit or loss under *Other current operating income and expenses* for transactions hedged against foreign exchange risk and under *Other financial income and expenses* for all other transactions.

d. Hyperinflation in Lebanon

The Lebanese economy is a hyperinflationary economy. IAS 29 *Financial Reporting in Hyperinflationary Economies* lays down the restatements that need to be carried out in such circumstances.

The US dollar is the functional currency of the Group's subsidiary in Lebanon. As a result, the standard does not require any adjustments.

NOTE 2 SCOPE OF CONSOLIDATION

Consolidation methods

Sopra Steria Group SA is the consolidating company.

The companies over which Sopra Steria Group has exclusive control are fully consolidated. An investor controls an investee where that investor is exposed, or has rights, to variable returns from its involvement with the investee and has the ability to affect those returns through its power over the investee. Consequently, an investor controls an investee if and only if all the following criteria are met:

- it has power over the investee;
- it is exposed – or has rights – to variable returns from its involvement with the investee;
- it has the ability to exercise its power over the investee in such a way as to affect the amount of returns it obtains.

Investments in entities over which the Group exerts significant influence (associates) are accounted for under the equity method. Significant influence is deemed to exist, unless clearly demonstrated not to be the case, when a parent company directly or indirectly holds 20% or more of the voting rights of the investee.

Intercompany transactions as well as balances and unrealised profits on transactions between Group companies are eliminated.

The accounts of all consolidated companies are prepared as at 31 December. Where applicable, those accounts have been restated to ensure the consistency of accounting and measurement rules applied by the Group.

The scope of consolidation is presented in Note 18.

2.1. Main acquisitions

In 2022, the Group made the following acquisitions:

- **Footprint** – On 11 July 2022, the Group acquired Footprint, a Norway-based climate change consultancy, through its local subsidiary. The assets acquired and liabilities assumed are estimated to total €0.1 million, and goodwill €4.3 million. The company is part of the "Scandinavia" cash-generating unit;
- **Graffica** – On 1 August 2022, the Group acquired Graffica Ltd, a UK-based consultancy specialising in the "Transport" vertical market, through its subsidiary Sopra Steria Ltd. The assets acquired and liabilities assumed totalled €4.6 million, and goodwill €3.9 million. The company is part of the "United Kingdom" cash-generating unit.

In 2021, the Group made the following acquisitions:

- **Labs** – On 30 September 2021, the Group wholly acquired Labs, a Norway-based consultancy specialising in the digital user experience. The assets acquired and liabilities assumed totalled €0.1 million, and goodwill totalled €5.0 million. It is part of the "Scandinavia" cash-generating unit;
- **EGGS Design** – On 2 December 2021, the Group wholly acquired EGGS Design, a Norway- and Denmark-based consultancy specialising in digital service design. The assets acquired and liabilities assumed totalled -€0.2 million, and goodwill totalled €16.0 million. It is part of the "Scandinavia" cash-generating unit;
- **EVA Group** – On 21 December 2021, the Group wholly acquired EVA Group, a French cybersecurity firm. This company and its subsidiaries are part of the "France" cash-generating unit.

2023072603111

The final allocation of goodwill breaks down as follows:

(in millions of euros)	**EVA Group**
Total assets acquired	26.3
Total liabilities assumed	-27.4
Total net assets acquired/(net liabilities assumed)	**-1.1**
Minority interests	-
Purchase price	**65.7**
GOODWILL	**66.8**

Based on the inventory of assets acquired and liabilities assumed, the Group identified, measured and recognised customer relationships totalling €7.9 million.

Business combinations

The Group applies IFRS 3 *Business Combinations* to the identified assets acquired and liabilities assumed as a result of business combinations. The acquisition of an asset or a group of assets that does not constitute a business is recognised under the standards applicable to those assets.

The Group recognises all business combinations by applying the acquisition method, which consists in:

- the measurement and recognition at fair value of the identifiable assets acquired and liabilities assumed. The Group identifies and allocates these items on the basis of contract provisions, economic conditions, and its accounting and management policies and procedures;
- the measurement of any non-controlling interest in the acquiree either at its fair value or based on its share of the fair value of the identifiable assets acquired and liabilities assumed;
- the measurement and recognition at the acquisition date of the difference (referred to as goodwill) between:
  - the purchase price of the acquiree plus the amount of any non-controlling interests in the acquiree, and
  - the net amount of the identifiable assets acquired and liabilities assumed.

The decision of how to measure non-controlling interests is made on an acquisition-by-acquisition basis and leads to the recognition of either full goodwill (should the fair value method be used) or partial goodwill (should a share of the fair value of the identifiable assets acquired and liabilities assumed be used).

The acquisition date is the date on which the Group effectively obtains control of the acquiree.

The purchase price of the acquiree is the fair value, at the acquisition date, of the elements of consideration transferred to the seller in exchange for control of the acquiree, to the exclusion of any consideration for a transaction separate from the business combination.

If the initial accounting for a business combination can only be determined provisionally for the reporting period in which the combination takes place, the acquirer recognises the combination using provisional amounts. The acquirer must then recognise adjustments to those provisional amounts as the accounting for the business combination is completed within 12 months of the acquisition date.

2.2. Other changes in scope

In 2022, as in 2021, the Group took measures to streamline its portfolio of subsidiaries. These changes in the Group's legal structure had no material effect on the financial statements for the financial year.

In addition on 21 November 2022, Sopra Steria Group signed an acquisition agreement with a view to owning a controlling interest in CS Group, corresponding to 29.73% of its share capital. This built on the commitments already made to Sopra Steria Group on 27 July 2022 to sell two other blocks comprising 29.15% and 6.38% of CS Group's share capital. The acquisition remains subject to the customary conditions precedent, particularly with regard to merger control and approval of foreign investments. These had not yet been met at 31 December 2022.

On 17 November 2022, the Group signed a share purchase agreement pursuant to which Sopra Steria Benelux NV will acquire all the shares in the holding company Assua NV and, indirectly, in its operating subsidiaries, Tobania NV and Python Predictions BV, which together comprise Tobania. The acquisition is subject to approval by the Belgian Competition Authority. At 31 December 2022, this condition precedent had not yet been met.

NOTE 3 SEGMENT INFORMATION

3.1. Results by reporting unit

a. France

(in millions of euros)	Financial year 2022		Financial year 2021	
Revenue	2,039.0		1,824.9	
Operating profit on business activity	204.4	10.0%	156.3	8.6%
Profit from recurring operations	187.0	9.2%	152.9	8.4%
Operating profit	167.9	8.2%	137.8	7.6%

b. United Kingdom

(in millions of euros)	Financial year 2022		Financial year 2021	
Revenue	890.6		823.1	
Operating profit on business activity	93.8	10.5%	75.1	9.1%
Profit from recurring operations	80.7	9.1%	63.1	7.7%
Operating profit	91.6	10.3%	67.2	8.2%

c. Other Europe

(in millions of euros)	Financial year 2022		Financial year 2021	
Revenue	1,473.0		1,343.2	
Operating profit on business activity	91.9	6.2%	104.1	7.8%
Profit from recurring operations	85.6	5.8%	95.5	7.1%
Operating profit	72.3	4.9%	76.4	5.7%

d. Sopra Banking Software

(in millions of euros)	Financial year 2022		Financial year 2021	
Revenue	426.5		434.1	
Operating profit on business activity	27.6	6.5%	17.5	4.0%
Profit from recurring operations	11.1	2.6%	2.8	0.7%
Operating profit	-1.1	-0.3%	-2.1	-0.5%

e. Other Solutions

(in millions of euros)	Financial year 2022		Financial year 2021	
Revenue	272.1		257.5	
Operating profit on business activity	35.4	13.0%	26.1	10.1%
Profit from recurring operations	33.2	12.2%	24.9	9.7%
Operating profit	30.6	11.3%	24.1	9.4%

f. Group

(in millions of euros)	Financial year 2022		Financial year 2021	
Revenue	5,101.2		4,682.8	
Operating profit on business activity	453.1	8.9%	379.2	8.1%
Profit from recurring operations	397.6	7.8%	339.3	7.2%
Operating profit	361.3	7.1%	303.4	6.5%

20230726031112

Under IFRS 8, segment information is based on internal management data used by the Chief Executive Officer, the company officer with ultimate responsibility for the Group's operational decisions.

The Group organisational structure reflects both its businesses and the geographic distribution of its activities.

The segments presented correspond to five reporting units:

- the "France" reporting unit, comprising the Consulting, Systems Integration, IT Infrastructure Management and Cybersecurity activities in this geographic area;
- the "United Kingdom" reporting unit, comprising the Consulting, Systems Integration, IT Infrastructure Management, Cybersecurity and Business Process Services activities in this geographic area;
- the "Other Europe" reporting unit, comprising the Consulting, Systems Integration, IT Infrastructure Management and Cybersecurity activities in European countries other than France and those in the United Kingdom (Germany, Norway, Sweden, Denmark, Spain, Italy, Belgium, Luxembourg and Switzerland), including the Sopra Financial Technology GmbH banking services platform in Germany;
- the "Sopra Banking Software" reporting unit, comprising the Core Banking and Specialised Lending Solutions businesses;
- the "Other Solutions" reporting unit, comprising the Human Resources and Real Estate Management Solutions businesses.

3.2. Revenue by geographic area

(in millions of euros)	France	Outside France	Total
Financial year 2021	2,207.2	2,475.5	4,682.8
Financial year 2022	**2,392.7**	**2,708.5**	**5,101.2**

The above breakdown is based on geographic area and does not represent the reporting units presented in Note 3.1.

3.3. Non-current assets by geographic area

(in millions of euros)	France	United Kingdom	Other European countries	Other countries	Total
Goodwill	896.5	687.2	358.3	2.0	1,943.9
Intangible assets	87.4	49.1	30.2	0.0	166.7
Property, plant and equipment	69.1	23.7	35.7	13.0	141.5

The above breakdown is based on geographic area and does not represent the reporting units presented in Note 3.1.

NOTE 4 OPERATING PROFIT

4.1. Breakdown of revenue by reporting unit

(in millions of euros)	Financial year 2022		Financial year 2021	
France	2,039.0	40.0%	1,824.9	39.0%
United Kingdom	890.6	17.5%	823.1	17.6%
Other Europe	1,473.0	28.9%	1,343.2	28.7%
Sopra Banking Software	426.5	8.4%	434.1	9.3%
Other Solutions	272.1	5.3%	257.5	5.5%
TOTAL REVENUE	**5,101.2**	**100.0%**	**4,682.8**	**100.0%**

Revenue mainly comprises revenue from services recognised on a percentage-of-completion basis, around 98.7% of which consists of implementation, consulting and assistance services provided on a time-and-materials basis, outsourcing, infrastructure management, third-party application maintenance, and development.

The transaction price allocated to performance obligations not yet satisfied at 31 December 2022 is determined by applying the exemptions provided by the standard, which enable the following performance obligations to be excluded in determining this value:

- those performed on the basis of the actual use of billable services: implementation, consulting and assistance services provided on a time-and-materials basis, outsourcing, infrastructure management, and third-party application maintenance (corrective maintenance);
- those included in a contract for which the initial expected term does not exceed one year: the Group only applies this exemption to software maintenance royalty-type services, for which the fixed term of the majority of contracts does not exceed one year.

On this basis, within the limits set by the standard, revenue not yet recognised that is allocated to performance obligations not yet fulfilled is only attributable to services under fixed-price contracts and, to a lesser extent, sales of licences for which control has not yet been transferred to customers. It amounted to at least €926.7 million at 31 December 2022. Most of it will be recognised in revenue in the following financial year.

Revenue recognition

Revenue recognition should reflect the transfer of control of goods or services promised to the customer for the amount of the consideration the Group expects in return.

a. General principles

i. Identifying the contract with the customer

Revenue recognition for a contract or a group of contracts must meet five criteria: the contract must have commercial substance (generation of future cash flows for the Group), the parties must have approved the contract and have pledged to meet their respective obligations, the rights and obligations of each party are identified, the payment conditions are identifiable, and the customer has the ability and intention to pay that amount of consideration in exchange for the goods and services provided.

ii. Identifying the performance obligations in the contract

The contract or group of contracts may include one or more performance obligations: single-service or multi-component arrangements. A performance obligation is distinct if it meets two conditions. First, the underlying good or service must be distinct in absolute terms: the customer can benefit from the good or service either on its own or through readily available market resources. The good or service must also be distinct with respect to the contract, necessitating an analysis of the transformation relationship between the various goods and services comprising the contract. This relationship does not exist if the good or service is not used to produce other goods or services covered in the contract; it does not significantly modify or customise another good or service promised in the contract; or it is not highly dependent on, or highly interrelated with, other goods or services promised in the contract.

iii. Determining the transaction price

Once the contract's existence is validated and the various performance obligations identified, the contract's transaction price must be determined and allocated to the various completed performance obligations.

The contract's transaction price may include variable consideration, generally in the form of discounts, reductions, or penalties or, conversely, bonuses, and may be subject to the completion of project milestones. It can also include a financial component or a consideration payable to the client.

At the contract's inception, variable consideration is only taken into account in the amount for which the Group deems it highly probable that there will not be a material decrease in revenue in subsequent periods, and provided it is not subject to factors outside the company's influence. This variable consideration is allocated to the performance obligations pro rata to their respective standalone selling price if it cannot be otherwise allocated.

2023072603113

A financial component included in the transaction price is identified if it is material and if the period between completion and payment exceeds twelve months or if the timing to fulfil the services diverges substantially from that of the payments. This material financial component results in an adjustment to revenue and is recorded as financial income in *Other financial income*, where the Group finances the customer or as a financial expense in *Other financial expenses*, where the customer finances the Group through the payment of advances.

A consideration payable to the customer is deducted from the contract's transaction price if it does not correspond to a separate service provided by the customer. Otherwise, it is recognised as an operating expense.

iv. Allocating the transaction price to the various performance obligations identified

The transaction price is allocated to each performance obligation identified in the contract pro rata to the standalone selling prices of each underlying good or service. The standalone selling price is the price of the performance obligation as if it were sold separately. It is generally based on list prices, similar past transaction prices and observable market prices. With certain multi-component arrangements, essentially relating to software solutions, the Group may need to estimate the licence's standalone selling price using a residual approach; this corresponds to the contract's transaction price less the standalone selling prices of the other performance obligations.

The amount allocated to each performance obligation identified in the contract is recognised in revenue when control of the underlying goods or services promised in the contract is transferred to the customer.

v. Recognising revenue

The control of a good or service is transferred to the customer over time (requiring revenue recognition on a percentage-of-completion basis) solely if one of the following three criteria is met:

- the customer simultaneously receives and consumes the benefits of performance as it occurs;
- the performance creates or enhances an asset that the customer controls as the asset is created or developed;
- if neither of the first two criteria apply, the revenue generated by performance under a fixed-price contract can only be recognised on a percentage-of-completion basis if the asset created has no alternative use for the Group and the Group has an enforceable right to payment for the performance completed to date.

Services not yet rendered or partially invoiced are presented on the balance sheet in *Customer contract assets* under *Trade receivables and related accounts*. Services invoiced but not totally fulfilled are presented on the balance sheet in *Customer contract liabilities* under *Other current liabilities*. Customer contract assets and liabilities are presented on a net basis for each individual contract.

If a fixed-price contract becomes loss-making, the loss on completion is automatically provided for in *Provisions for contingencies and losses* on the basis of the costs required to fulfil the contract.

b. Practical application: Revenue recognition for services performed by the Group on behalf of customers

i. Costs of obtaining a contract

The costs of obtaining a contract are capitalised in assets if two conditions are met: they would not have been incurred had the contract not been obtained, and they are recoverable. They can include sales commissions if these are specifically and solely linked to obtaining a contract and were not therefore granted in a discretionary manner.

ii. Costs of fulfilling a contract: Transition/transformation phases of third-party application maintenance, infrastructure management and outsourcing contracts, preparatory phase for licences in SaaS mode

The costs of fulfilling or implementing a contract are costs directly related to the contract, which are necessary to satisfying performance obligations in the future and are expected to be recovered. They do not meet the criteria defined in the general principles to constitute a distinct performance obligation.

Certain third-party application maintenance, infrastructure management or outsourcing contracts may include transition and transformation phases. In basic contracts, these activities are combined for the purpose of preparing the operating phase. They are not distinct from subsequent services to be rendered. In this case, they represent costs to implement the contract. They are capitalised and recognised in *Inventories and work in progress* (*Other current assets*).

Conversely, in more complex or sizeable contracts, the transformation phase is often longer and more significant. This generally occurs prior to operations or parallel to temporary operations to define a target operating model. In these situations, this service often represents a distinct performance obligation.

Licences in SaaS mode require preparatory phases (functional integration, set-up of the technical environment) in order to reach a target operating phase. These are not distinct performance obligations but represent costs to implement the contract that are capitalised and recognised in *Inventories and work in progress* (*Other current assets*).

The costs of fulfilling or implementing a contract capitalised in *Inventories and work in progress* (*Other current assets*) are released to profit or loss in a pattern consistent with revenue recognition and never give rise to the recognition of revenue.

iii. Implementation, consulting and assistance services provided on a time-and-materials basis; outsourcing; infrastructure management; and third-party application maintenance (corrective maintenance)

Revenue from implementation, consulting and assistance services provided on a time-and-materials basis; outsourcing; infrastructure management; and third-party application maintenance (corrective maintenance) is recognised, in accordance with the general principles, when the customer simultaneously receives and consumes the benefits of the service. Revenue is recognised based on time spent or another billable unit of work.

iv. Services covered by fixed-price contracts

Revenue from services performed under fixed-price contracts is recognised over time (rather than at a specific date), in accordance with general revenue recognition principles, using the percentage-of-completion method in the following two situations:

- the services are performed in the customer's environment or enhance a customer's asset. The customer obtains control as the asset is created or developed;
- the contract provides for the development of highly specific assets in the Group's environment (e.g. solutions) prior to implementation in the customer's infrastructure. The contract also provides for settlement of the value of such services in the event of termination for convenience (where the customer is entitled to do so). The Group has no alternative use for the asset created and has an enforceable right to payment for performance completed to date.

Revenue and profit generated over time by services performed under fixed-price contracts are recognised based on a technical estimate of the degree of completion, measured as the difference between the contract value and the amount required to cover the total number of person-days remaining to be performed.

v. Licences

Should the analysis of a contract in accordance with the general principles identify the delivery of a licence as a distinct performance obligation, control is transferred to the customer either at a point in time (grant of a right to use), or over time (grant of a right to access).

A right to access corresponds to the development of solutions in SaaS mode. Changes at any time made by the developer to the solution that expose the customer to any positive or negative effects do not represent a service for the customer. In this situation, revenue is recognised as and when the customer receives and consumes the benefits provided by performance.

If the nature of the licence granted to the customer does not correspond to the definition of a right to access, it is a right to use. In this situation, revenue from the licence shall be recognised on delivery when all the obligations stipulated in the contract have been met.

A licence sale in the form of a subscription may be considered the sale of either a right to access an asset or a right to use an asset, depending on the rights and obligations set out in the lease signed with the customer.

vi. Principal/Agent distinction

Should the analysis of a contract in accordance with the general principles identify the resale of goods or services as a distinct performance obligation, it is necessary to determine whether the Group is acting as an agent or a principal. It is acting as an agent if it is not responsible to the customer for satisfying the performance obligation and for the customer's acceptance, if there is no transformation of the goods or services and there is no inventory risk. In this situation, revenue is recognised for a net amount corresponding to the agent's margin or a commission. Otherwise, where it obtains control of the good or service prior to its transfer to the end-customer, it is acting as a principal. Revenue is recognised for the gross amount and external purchases are recorded in full as an operating expense.

4.2. Other operating income and expenses included in *Operating profit*

Aside from the staff costs detailed in Note 5, *Operating profit* mainly includes the following items:

4.2.1. External expenses and purchases included in Operating profit on business activity

(in millions of euros)	Financial year 2022		Financial year 2021	
Project subcontracting purchases	-786.4	59.1%	-712.9	60.3%
Purchases held in inventory of equipment and supplies	-25.5	1.9%	-17.3	1.5%
Goods purchases and changes in inventory	-94.1	7.1%	-88.1	7.5%
Leases	-55.8	4.2%	-50.6	4.3%
Maintenance and repairs	-97.2	7.3%	-86.6	7.3%
Subcontracting	-21.6	1.6%	-12.5	1.1%
Remuneration of intermediaries and fees	-71.3	5.4%	-64.6	5.5%
Advertising and public relations	-23.1	1.7%	-16.4	1.4%
Travel and entertainment	-76.7	5.8%	-40.5	3.4%
Telecommunications	-33.1	2.5%	-30.0	2.5%
Other expenses	-46.5	3.5%	-61.9	5.2%
TOTAL	**-1,331.3**	**100%**	**-1,181.3**	**100%**

Lease expenses only included costs excluded or exempt from the application of IFRS 16 *Leases* (see Note 9.1).

2023072603114

4.2.2. Other current operating income and expenses included in Operating profit on business activity

Other current operating income and expenses amounting to income of €18.3 million (income of €2.2 million in 2021) mainly comprised net foreign exchange gains of €15.1 million (€4.7 million in 2021), which covered the foreign exchange impact of other components of *Operating profit on business activity*.

4.2.3 Other operating income and expenses included in Operating profit

(in millions of euros)	Financial year 2022	Financial year 2021
Expenses arising from business combinations (fees, commissions, etc.)	-3.7	-0.6
Net restructuring and reorganisation costs	-22.4	-35.5
▪ Integration and reorganisation of activities	-0.5	-0.7
▪ Separation costs	-21.9	-34.8
Asset impairment	-5.2	-12.0
Other operating expenses	-5.2	-1.9
Total other operating expenses	**-36.4**	**-49.9**
Other operating income	0.1	14.1
Total other operating income	**0.1**	**14.1**
TOTAL	**-36.3**	**-35.8**

In 2022, *Other operating income and expenses* consisted of resource adaptation expenses in Germany, France, Asia and at Sopra Banking Software (amounting to €3.6 million, €2.4 million, €5.6 million and €8.8 million, respectively). The cost of ceasing operations in Russia (see Note 1.3), which came to €0.3 million, was also recognised within *Other operating expenses*.

Other operating income and *Other operating expenses* also included the effects of amendments to post-employment defined-benefit plans in France and the United Kingdom, with these effects being negative in the former country and positive in the latter. They amounted to a negative €18.0 million impact for French companies and a positive €17.2 million impact in the United Kingdom. They are described in further detail in Note 5.3, "Retirement benefits and similar obligations". Lastly, the Group recognised €5.0 million in impairment losses against intangible assets in Germany.

In 2021, *Other operating expenses* mainly consisted of resource adaptation expenses in France, Germany and the United Kingdom and at Sopra Banking Software (€15.8 million, €5.8 million, €4.1 million and €8.1 million, respectively). They also included a €5.7 million impairment loss on a data centre resulting from a business combination and €6.3 million of goodwill impairment on a German cash-generating unit included in the "Other Europe" reporting unit. *Other operating expenses* did not include any costs relating to the Covid-19 pandemic.

Other operating income consisted of €6.2 million in reversals for provisions for tax risks other than income tax and €8.2 million in income from the liquidation of companies in the United Kingdom.

NOTE 5 EMPLOYEE BENEFITS AND SHARE-BASED PAYMENTS

5.1. Staff costs

(in millions of euros)	Financial year 2022	Financial year 2021
Wages and salaries	-2,366.8	-2,190.2
Social security contributions	-741.3	-686.9
Net expense for post-employment and similar benefit obligations	-42.4	-34.5
TOTAL	**-3,150.5**	**-2,911.7**

The Group recognises the amount of short-term employee benefits, as well as the contributions due in respect of its pension plans, under *Staff costs*. As the Group has no commitments beyond these contributions, no provisions are recognised for these plans.

The principles applicable to post-employment benefit expenses and similar items are presented in Note 5.3.2 for other long-term employee benefits and Note 5.3.1 for post-employment benefits.

5.2. Workforce

Workforce at period-end	Financial year 2022	Financial year 2021
France	19,822	19,842
International	29,868	27,595
TOTAL	**49,690**	**47,437**

Average workforce	Financial year 2022	Financial year 2021
France	19,895	19,737
International	28,870	26,595
TOTAL	**48,765**	**46,332**

5.3. Retirement benefits and similar obligations

Retirement benefits and similar obligations break down as follows:

(in millions of euros)	31/12/2022	31/12/2021
Post-employment benefit assets	-38.5	-20.4
Post-employment benefit liabilities	176.2	298.5
Net post-employment benefits	**137.7**	**278.1**
Other long-term employee benefits	14.1	11.6
TOTAL	**151.8**	**289.7**

2023072603115

5.3.1. Post-employment benefits

Post-employment benefits mainly concern the Group's obligations towards its employees to provide retirement bonuses in France (9.8% of the Group's total obligations) and defined-benefit pension plans in the United Kingdom (86.2% of the Group's total obligations) and Germany (3.2%). For marginal amounts, they also include end-of-contract bonuses in certain countries in Africa, as well as a defined-benefit plan in Belgium. At 31 December 2022 they totalled €137.7 million (€278.1 million at 31 December 2021).

In the United Kingdom, the Group has three post-employment defined-benefit plans, one of which is divided into three sections as a result of three prior plans being merged into one in 2020. One plan and two sections are closed to all new employees and the vesting of future benefits has ceased. The obligations under each plan and each section are asset-funded. For each plan, the benefits payable are primarily based on the plan member's final salary or, in certain cases, an average of the member's salary and any additional benefits. Each plan holds its assets in a trust fund for employees and is supervised by the regulating body defined in UK pension law. The plan trustees are corporate trustees whose directors include representatives of the plan members, representatives of the company and independent members. External consultants are hired by the trustees to manage the plans on a day-to-day basis and deal with legal, investment policy and actuarial matters. Under UK law, the plans must be assessed every three years. This assessment is used as a basis to determine the contributions payable by the employer to the funds. The most recent assessment was completed in 2020. The creation of a single plan through the merger of three prior plans simplified the administration of these post-employment benefit plans. However, this merger made it necessary to carry out a new assessment within 12 months, which was scheduled for 31 December 2020. This assessment made it possible to establish an agreement on the level of contributions to be paid. Discussions with trustees were finalised in 2022.

The risks associated with these plans relate to:

- asset management;
- inflation, to which pension benefits are indexed, although this risk is limited by the use of inflation-indexed financial instruments;
- interest rates insofar as the future cash outflows are discounted, although this risk is limited by the use of interest rate hedging instruments;
- changes in demographic assumptions such as mortality.

These plans distinguish between active members who are still vesting benefits, members who are still working but whose benefits are frozen, and retired members. These three member categories represent 3.6%, 47.4% and 49.0%, respectively, of total obligations.

The amount of obligations stood at €1,147.5 million at 31 December 2022. Projected benefit outflows by the funds are as follows, in millions of pounds sterling, over the next ten years:

- less than two years: £91.0 million;
- two to five years: £147.5 million;
- five to ten years: £278.1 million.

These outflows correspond to benefits provided and estimates for transfers of obligations (and the related assets), at the request of recipients, to external asset managers.

Assets covering these obligations came to €1,181.4 million at 31 December 2022.

These plans include the payment of contributions to fund the deficit existing in the funds (contributions less mandatory expenses and deductions) and to fund the current service cost for the financial year. In 2022, over 12 months, contributions paid totalled €19.5 million, including €15.6 million to fund the deficit (€18.4 million including other related disbursements). Following the merging of the plans, the amount of contributions to be paid in 2023 to fund the deficit was finalised with the corporate trustees.

Lastly, in the second half of 2022, a change took place for one section of the plan with respect to the index that serves as a reference for calculating increases in the future pensions of participants. The Consumer Prices Index including owner occupiers' housing costs (CPIH), the official measure of inflation used by the UK government, will replace the Retail Price Index (RPI) starting in May 2023. This plan amendment had the effect of reducing the amount of the obligation, and its impact was recognised within *Other operating income* (see Note 4.2.3). It amounted to €17.2 million.

In France, the defined-benefit plan concerns the payment of retirement bonuses. The Group recognises provisions for its employee benefit obligations, principally in accordance with the terms of voluntary and compulsory retirement under the Syntec collective bargaining agreement.

The resulting liability fluctuates according to demographic assumptions such as mortality rates (public statistics) and the discount rate (iBoxx eurozone index).

This plan is exposed to interest rate risk, inflation risk and the risk of changes in demographic assumptions.

The method for calculating retirement bonuses is changing. This change will take effect in the first quarter of 2023, the month after the date of publication of the order by the French Ministry of Labour to extend an amendment to the Syntec collective bargaining agreement. This amendment aims to align the method for calculating retirement bonuses with that used for termination benefits, which will have the effect of adding employee bonuses to the base salary. This plan amendment will increase the value of liabilities. At 31 December 2022, its cost was recognised under *Other operating expenses* within *Operating profit* (see Note 4.2.3), and amounted to €18.0 million.

In Germany, there are six plans, two of which are material (€32.8 million). Since these plans are not funded, they are covered by a provision. The purpose of the main plan is to pay a minimum pension equal to 14.1% of the salary paid up to the social security ceiling and 35.2% beyond that ceiling. This plan only involves employees who entered into service prior to 1 January 1986, and pension entitlements have been frozen since 30 September 1996. This plan is exposed to interest rate risk, inflation risk and the risk of changes in demographic assumptions.

There are also plans in Poland, Cameroon, Côte d'Ivoire, Tunisia and Belgium. The plan in Belgium is funded and serves to pay an annuity to plan members on retirement. The other plans cover end-of-contract bonuses payable. These plans are grouped together under "Other", with the plan in Belgium being the main contributor to this item.

a. Change in net liabilities arising from the main post-employment benefit plans in financial year 2022

(in millions of euros)	Defined-benefit pension funds – United Kingdom	Retirement bonuses – France	Defined-benefit pension funds – Germany	Other	Total
Calculation assumptions for actuarial liabilities					
Discount rate	5.01%	3.16% to 3.77%	3.63% to 3.77%	3.57% to 10.00%	
Inflation rate	2.73%	N/A	N/A	N/A	
Salary increase rate	3.13%	2.00% to 2.50%	2.00% to 2.75%	3.00% to 10.00%	
Retirement age	65	65	60 to 65	Variable	
Amounts recognised in the balance sheet					
Present value of the obligation at 31/12/2022	1,147.5	130.8	42.1	11.5	1,331.9
Fair value of plan assets at 31/12/2022	1,181.4	1.0	3.3	8.5	1,194.2
Net liabilities on the balance sheet at 31/12/2022	**-33.9**	**129.8**	**38.8**	**3.0**	**137.7**
Net liability cost components					
Current service cost	4.1	10.6	0.4	0.3	15.3
Past service cost	-17.2	18.0	-	-	0.8
Losses/(gains) on plan settlements	-	-	-	-	-
Interest on obligation	43.6	1.4	0.6	0.1	45.7
Interest on plan assets	-45.5	-	-0.1	-	-45.6
Total expenses recognised in the income statement	**-15.0**	**30.0**	**0.9**	**0.4**	**16.2**
Effect of net liability remeasurements	-62.0	-48.1	-17.1	-0.1	-127.2
■ Return on plan assets (excluding amounts included in interest income)	594.6	-	-	-0.2	594.4
■ Experience adjustments	133.0	-9.8	-0.2	2.1	125.0
■ Impact of changes in demographic assumptions	-1.3	-	-	-	-1.3
■ Impact of changes in financial assumptions	-843.2	-38.2	-16.9	-2.1	-900.4
■ Impact of asset ceiling	55.0	-	-	-	55.0
Total expenses recognised directly in equity	**-62.0**	**-48.1**	**-17.1**	**-0.1**	**-127.2**
Changes in net liabilities					
Net liability at 1 January 2022	**65.1**	**152.2**	**57.4**	**3.3**	**278.1**
Changes in scope	-	-0.3	-	-	-0.3
Net expense recognised in the income statement	-15.0	30.0	0.9	0.4	16.2
Net expense recognised in equity	-62.0	-48.1	-17.1	-0.1	-127.2
Contributions	-22.5	-	-0.3	-0.5	-23.2
■ Employer contributions	-22.5	-	-0.3	-0.5	-23.2
■ Employee contributions	-	-	-	-	-
Benefits provided	-	-4.1	-2.1	-	-6.2
Exchange differences	0.4	-	-	-	0.4
Other movements	-	-	-	-	-
NET LIABILITY/ASSET AT 31 DECEMBER 2022	**-33.9**	**129.8**	**38.8**	**3.0**	**137.7**

For reference, net liabilities arising from the main post-employment benefit plans changed as follows in financial year 2021:

20230726031116

(in millions of euros)	Defined-benefit pension funds – United Kingdom	Retirement bonuses – France	Defined-benefit pension funds – Germany	Other	Total
Calculation assumptions for actuarial liabilities					
Discount rate	1.81%	0.88% to 1.19%	0.68% to 0.98%	0.57% to 10.00%	
Inflation rate	2.52%	N/A	N/A	N/A	
Salary increase rate	3.32%	2.00% to 2.50%	2.00% to 2.50%	3.00% to 10.00%	
Retirement age	65	65	60 to 65	Variable	
Amounts recognised in the balance sheet					
Present value of the obligation at 31/12/2021	1,969.8	153.6	60.6	11.2	2,195.2
Fair value of plan assets at 31/12/2021	1,904.6	1.4	3.2	7.8	1,917.1
Net liabilities on the balance sheet at 31/12/2021	**65.1**	**152.2**	**57.4**	**3.3**	**278.1**
Net liability cost components					
Current service cost	4.8	11.6	0.5	0.2	17.1
Past service cost	-	-	-	-	-
Losses/(gains) on plan settlements	-	-	-	-	-
Interest on obligation	26.8	0.7	0.2	-	27.8
Interest on plan assets	-24.8	-	-0.1	-	-24.9
Total expenses recognised in the income statement	**6.8**	**12.2**	**0.6**	**0.3**	**19.9**
Effect of net liability remeasurements	-62.8	-17.6	-6.4	-0.8	-87.7
■ Return on plan assets (excluding amounts included in interest income)	-91.8	-	-	-0.3	-92.1
■ Experience adjustments	28.9	-2.8	-0.3	-0.1	25.7
■ Impact of changes in demographic assumptions	10.6	-4.1	-	-	6.5
■ Impact of changes in financial assumptions	-10.5	-10.7	-6.1	-0.5	-27.8
Total expenses recognised directly in equity	**-62.8**	**-17.6**	**-6.4**	**-0.8**	**-87.7**
Changes in net liabilities					
Net liability at 1 January 2021	**147.5**	**163.1**	**65.3**	**4.3**	**380.1**
Changes in scope	-	0.6	-	-	0.6
Net expense recognised in the income statement	6.8	12.2	0.6	0.3	19.9
Net expense recognised in equity	-62.8	-17.6	-6.4	-0.8	-87.7
Contributions	-34.5	-	-	-	-34.5
■ Employer contributions	-34.5	-	-	-	-34.5
■ Employee contributions	-	-	-	-	-
Benefits provided	-	-4.7	-2.1	-0.4	-7.3
Exchange differences	8.2	-	-	-	8.2
Other movements	-	-1.3	-	-	-1.3
NET LIABILITY AT 31 DECEMBER 2021	**65.1**	**152.2**	**57.4**	**3.3**	**278.1**

b. Change in pension assets and liabilities in the United Kingdom

In the United Kingdom, net assets arising from post-employment defined-benefit plans reflect the net value of benefit obligations and the plan assets covering them. Changes in these assets and liabilities broke down as follows:

(in millions of euros)	31/12/2022	31/12/2021
Present value of the obligation at the beginning of the period	**1,969.8**	**1,851.3**
Changes in scope	-	-
Translation adjustments	-74.7	129.2
Current service cost	4.1	4.8
Past service cost	-17.2	-
Interest	43.6	26.8
Employee contributions	-	-
Effect of obligation remeasurements	-717.8	21.4
■ Experience adjustments	133.0	28.9
■ Impact of changes in demographic assumptions	-1.3	10.6
■ Impact of changes in financial assumptions	-849.5	-18.1
Plan amendments	-	-
Transfers	-	-
Benefits provided	-60.2	-63.8
PRESENT VALUE OF THE OBLIGATION AT THE END OF THE PERIOD	**1,147.5**	**1,969.8**
Fair value of plan assets at the beginning of the period	**1,904.6**	**1,703.9**
Changes in scope	-	-
Translation adjustments	-75.2	121.0
Interest	45.5	24.8
Effects of plan asset remeasurements	-655.8	84.2
■ Return on plan assets (excluding amounts included in interest income)	-594.6	91.8
■ Impact of changes in financial assumptions	-6.3	-7.6
■ Impact of limits set on assets	-55.0	
Employer contributions	22.5	34.5
Employee contributions	-	-
Transfers	-	-
Benefits provided	-60.2	-63.8
FAIR VALUE OF PLAN ASSETS AT THE END OF THE PERIOD	**1,181.4**	**1,904.6**

The decrease in net liabilities was mainly the result of the increase in the discount rate and the decline in the return on plan assets.

UK pension fund assets fall into four investment categories:

(in millions of euros)	31/12/2022	31/12/2021
Shares	123.0	285.0
Bonds / Private placements	660.2	1,068.0
Infrastructure and property assets	275.1	268.4
Other assets	122.9	283.2
TOTAL	**1,181.4**	**1,904.6**

2023072603117

Other assets mainly comprised cash and cash equivalents at 31 December 2022.

The discount rate used for employee obligations is based on the return on AA bonds in line with the duration of the liabilities rounded to the nearest hundredth. In the United Kingdom, the benchmark used is the Mercer yield curve.

A 0.50-point decrease in the discount rate would increase the benefit obligation by €87.4 million. A 0.50-point increase in the discount rate would reduce the benefit obligation by €79.2 million. A 10% reduction in the value of the assets would reduce their amount by €118.1 million, whereas a 10% increase would increase their amount by €118.1 million. These sensitivity estimates are made on the basis of all other things being equal.

At 31 December 2022, one plan and two of the three sections of another plan were in a net asset position, totalling €38.5 million. These assets are deemed recoverable through a future decrease in contributions.

c. Change in pension assets and liabilities in France

In terms of sensitivity, a 0.50-point increase or decrease in the discount rate would decrease the benefit obligation by €6.5 million or increase it by €7.0 million, respectively.

The retirement bonus obligation in France breaks down as follows by maturity:

(in millions of euros)	31/12/2022	31/12/2021
Present value of theoretical benefits payable by the employer:		
■ Less than 1 year	5.6	4.4
■ 1 to 5 years	24.8	19.7
■ 5 to 10 years	37.3	39.6
■ 10 to 20 years	49.8	63.9
■ More than 20 years	13.4	26.3
TOTAL OBLIGATION	**130.8**	**153.9**

Defined-benefit plans are paid for either directly by the Group, which funds the benefits to be granted, or via pension funds to which the Group contributes. In both cases, the Group recognises a pension liability corresponding to the present value of future payments, which is estimated by taking into consideration relevant internal and external factors as well as the laws and regulations specific to each Group entity.

Certain post-employment defined-benefit plans may comprise plan assets intended to settle the obligations. They are mainly administered by pension funds that are legally separate from the entities making up the Group. The assets held by these funds are mainly shares or bonds. Their fair value is generally calculated using their market value.

Obligations in respect of post-employment defined-benefit plans are measured annually using the actuarial valuation method known as the projected unit credit method, which stipulates that each period of service gives rise to an additional unit of benefit entitlement, and measures each unit separately to obtain the final obligation. These calculations include assumptions regarding life expectancy, employee turnover and projected future salaries.

The present value of retirement benefit obligations is determined by discounting future cash outflows using the rate for market yields on high-quality corporate bonds of the currency used to pay the benefit and a term consistent with the estimated average term of the concerned retirement benefit obligation.

The expense representing the current service cost for the period is recognised in profit or loss within *Staff costs*.

The effects of plan amendments, recognised through past service cost (cost of service in prior periods modified by the introduction of changes or new benefit plans), are recognised immediately in profit or loss within *Staff costs* when they occur.

Any gains or losses recognised in the event of defined-benefit pension plan curtailments or settlements are recognised in profit or loss when the event occurs within *Other operating income* or *Other operating expenses*, respectively.

An interest expense is recognised in profit or loss within *Other financial expenses* and corresponds to the cost of unwinding the discount of the retirement benefit obligations net of plan assets.

The assumptions used in the actuarial calculation of defined-benefit pension obligations involve uncertainties that may affect the value of financial assets and obligations to employees. Actuarial gains and losses arising from the effects of changes in demographic assumptions, changes in financial assumptions and the difference between the discount rate and the actual rate of return on plan assets, less their management and administrative costs, are recognised directly in equity under *Other comprehensive income*, and are not reclassifiable to profit or loss.

5.3.2. Other long-term employee benefits

Other long-term employee benefits may include the portion available in more than one year of employee profit-sharing liabilities allocated to a current account and locked in for five years in France; long-service awards in Germany and India; pre-pension obligations in Germany and Belgium; and end-of-contract bonuses in Italy, Lebanon and India. Benefits for employees in India make up the largest portion of these liabilities for 2022, for €7.6 million (€6.0 million at 31/12/2021).

The remaining long-term employee benefits primarily consist of:

- long-term paid leave such as long-service or sabbatical leave;
- long-service awards;
- incentives and bonuses payable 12 months or more after the end of the period in which the employees render the corresponding service;
- profit-sharing liabilities. These are recognised at the present value of the obligation at the balance sheet date. For the year in which this profit-sharing is appropriated, the difference between the present value of the profit-sharing and the nominal value that will be paid to employees at the close of the lock-up period is recognised as a financial liability and balanced by an additional staff expense. It is then reversed as a deduction against financial expenses over the following five years;
- deferred compensation paid 12 months or more after the end of the period in which it is earned.

All expenses relating to other long-term benefits, including changes in actuarial assumptions, are recognised immediately in profit or loss within *Staff costs* in respect of the service cost and within *Other financial income and expenses* in respect of the cost of unwinding the discount.

5.4. Share-based payments

The cost of the benefits granted to employees under stock option, free performance share and employee share ownership plans, which amounted to €23.2 million (€6.7 million in 2021), is charged to *Profit from recurring operations*.

In 2022, it consisted of a charge corresponding to benefits granted to employees in respect of free performance share plans and a charge related to the Group's We Share employee share ownership plan. In 2021, the cost of share-based payments consisted of the impact of free performance share plans.

5.4.1. Free performance share plans

Expenses related to free share plans totalled €7.3 million (compared with €4.7 million in financial year 2021).

Information on the rules of the main free share plans is set out below:

	May 2021 plan	June 2022 plan
Date set up by General Management and/or the Board of Directors	26 May 2021	1 June 2022
Number of shares that may be granted	219,200	200,950
Performance measurement period	1 January 2021 to 31 December 2023	1 January 2022 to 31 December 2024
Vesting period	26 May 2021 to 30 June 2024 inclusive	1 June 2022 to 30 June 2025
Mandatory holding period following the grant of shares	None	None
Performance conditions stipulated in the plan	1) Consolidated revenue growth in financial years 2021, 2022 and 2023 2) Level of consolidated operating profit on business activity in financial years 2021, 2022 and 2023 3) Level of consolidated free cash flow in financial years 2021, 2022 and 2023	1) Consolidated revenue growth in financial years 2022, 2023 and 2024 2) Level of consolidated operating profit on business activity in financial years 2022, 2023 and 2024 3) Level of consolidated free cash flow in financial years 2022, 2023 and 2024
Additional grant condition	Proportion of women in senior management positions at the Group at 30 June 2023	Proportion of women in senior management positions at the Group at 30 June 2024

2023072603118

	May 2021 plan	June 2022 plan
Number of potential shares that could have been granted as at 1 January 2022	**210,100**	**-**
Number of shares granted in 2022	-	200,950
Number of shares cancelled in 2022	7,100	1,890
Number of shares vested at 31 December 2022	-	-
Number of potential shares that could have been granted as at 31 December 2022	**203,000**	**199,060**
Share price	149.50	162.00
Risk-free rate	-	-
Dividends	2.3%	2.6%
Volatility	N/A	N/A
(EXPENSE)/INCOME RECOGNISED IN THE INCOME STATEMENT FOR THE FINANCIAL YEAR IN MILLIONS OF EUROS	**7.3**	**3.6**

At the Combined General Meeting of 1 June 2022, an overall limit of 10% of the number of shares making up Sopra Steria Group's share capital at the time of the buyback (i.e. 2,054,770 shares on the basis of the share capital at 31 December 2021) was set, in particular to be used in connection with all employee and company officer shareholding programmes (share purchase options, free shares and any forms of share allotment to employees or company officers, such as a company savings plan).

Awards of free Sopra Steria Group shares are granted to some staff members, subject to their continued employment within the Group at the grant date, and either subject or not subject to conditions relating to the Group's performance. Benefits granted under free share award plans constitute additional compensation and are measured and recognised in the financial statements.

At the end of each reporting period, the Group reviews the potential number of shares that could be awarded based on the recipients present and estimates regarding the achievement of non-market performance conditions provided for under the plans. The impact of this re-estimate is recognised in profit or loss as an offset against equity.

The value of free shares in awards granted to employees as compensation for services rendered is measured by reference to the fair value of the equity instrument at the grant date. This fair value is based on the share price at this same date. Non-market vesting conditions must not be taken into account when estimating the fair value of the shares at the measurement date. When these equity instruments are subject to conditions of non-transferability, the cost of non-transferability is taken into account in their fair value. Where appropriate, the inability to collect dividends is also taken into account in the fair value calculation. Lastly, the cumulative expense recognised also takes into account the estimated number of shares that will eventually vest.

The expense related to share-based payments made to employees under free share plans is recognised on a straight-line basis in profit or loss over the vesting period, under *Expenses related to stock options and related items*, which enters into the calculation of *Profit from recurring operations*. Since this is an equity-settled plan, the double-entry for this expense is recognised in equity under the *Consolidated reserves and other reserves* heading.

5.4.2. Employee share ownership plan

In the first half of 2022, the Group relaunched its We Share employee share ownership programme. Employees were able to purchase Sopra Steria Group shares, under certain conditions, from 28 March to 13 April 2022 inclusive.

The main characteristics of the offer were as follows:

- offer open to all active employees and eligible retired employees;
- investment in Sopra Steria Group shares via the FCPE (employee mutual investment fund, the performance of which follows changes in the Group's share price as it increases or decreases);
- matching contribution of one free Sopra Steria Group share per share purchased;
- authorised investment amount of between the price of one share (minimum) and €3,000 (maximum);
- dividends reinvested in the FCPE;
- favourable tax treatment under the Group Savings Plan (PEG);
- investment locked in for five years, available from 6 May 2022, except in cases that justify early release.

The offer resulted in 95,112 shares being subscribed by employees and 94,527 shares granted as matching contributions. To transfer shares for the matching contribution, Sopra Steria Group used its stock of treasury shares, corresponding either to existing shares or to shares previously bought back under a share buyback programme authorised at the General Meeting of Shareholders held on 26 May 2021.

The fair value of free shares was determined based on the average closing share price during the subscription period from 28 March to 13 April 2022, i.e. €125.05.

An expense of €10.7 million (of which €8.8 million in respect of IFRS 2) was recognised within *Profit from recurring operations*.

In 2021, the Group did not set up any employee share ownership plans.

Furthermore, the Share Incentive Plan – a special plan in place in the United Kingdom – continued and incurred an expense of €1.6 million.

5.5. Compensation of senior management (related parties)

(in millions of euros)	31/12/2022	31/12/2021
Short-term employee benefits	2.6	2.5
Post-employment benefits	-	-
Other long-term employee benefits	-	-
Termination benefits	-	-
Equity compensation benefits	0.3	0.2
TOTAL	**2.9**	**2.7**

The compensation information provided in the table above relates to the Chairman of the Board of Directors, the Chief Executive Officer and all Directors holding a salaried position within the Group.

Post-employment benefits correspond to retirement benefits established in accordance with collective bargaining agreements (see Note 5.3.1). There are no obligations toward senior executives with respect to post-employment benefits or other long-term employee benefits.

NOTE 6 CORPORATE INCOME TAX

6.1. Tax expense

(in millions of euros)	Financial year 2022	Financial year 2021
Current tax	-77.9	-80.8
Deferred tax	-5.3	-12.7
TOTAL	**-83.2**	**-93.5**

a. Current tax

The Group determines its current tax expense by applying the tax laws in force in countries where its subsidiaries and associates conduct their business and generate taxable revenues. The tax laws applied are those enacted or substantively enacted at the end of the reporting period.

b. Deferred tax

Deferred tax is recognised on all temporary differences between the tax base and the carrying amount of assets and liabilities on consolidation.

Deferred tax assets are only recognised if it is probable that they will be recovered as a result of taxable profit expected in future periods within a reasonable time frame.

They are reviewed at the end of each reporting period.

Tax assets and liabilities are measured based on the tax rates enacted or substantively enacted applicable to the reporting period during which the asset will be realised or the liability settled. Their effect is recognised in profit or loss as *Deferred tax* unless it relates to items recorded under *Other comprehensive income*, in which case the effect is also included among gains and losses recognised directly in equity. Deferred tax assets and liabilities, regardless of their expiry date, are offset when:

- the Group has the legal right to settle current tax amounts on a net basis; and
- the deferred tax assets and liabilities relate to the same tax entity.

20230726603119

6.2. Reconciliation of statutory and effective tax expense

(in millions of euros)	Financial year 2022	Financial year 2021
Net profit	**249.0**	**193.5**
Adjustment for:	-	-
■ Net profit from associates	-14.7	1.8
■ Tax expense	-83.2	-93.5
Profit before tax	**347.0**	**285.2**
Statutory tax rate	**25.83%**	**28.41%**
Statutory tax expense	**-89.6**	**-81.0**
Permanent differences	-0.1	0.5
Change in uncapitalised loss carryforwards	-9.1	-6.8
Impact of tax credits	7.0	7.0
Tax rate differences	-0.7	-2.9
Prior-year tax adjustments	23.4	1.1
CVAE (net of tax)	-10.9	-9.7
Other tax	-3.2	-1.7
ACTUAL TAX EXPENSE	**-83.2**	**-93.5**
Effective tax rate	*23.98%*	*32.77%*

The reconciliation between the statutory tax expense and the effective tax expense is conducted using the statutory tax rate in France for the Group's parent company. This statutory tax rate consists of the 25.0% corporate tax rate plus the 0.83% *Contribution Sociale de Solidarité des Sociétés* (C3S) social security tax.

The *Cotisation sur la Valeur Ajoutée des Entreprises* (CVAE) – a tax on corporate value added, which is a component of the *Contribution Économique Territoriale* (CET) regional business tax in France – is recognised as part of the corporate income tax expense, as is the *Imposta Regionale Attività Produttive* (IRAP) regional production tax in Italy.

In France, in connection with the merger between Sopra and Steria that took place on 31 December 2014, a request was filed with the tax authorities in 2014 for the right to transfer the tax losses carried forward by Groupe Steria SCA prior to 1 January 2014, to Sopra Steria Group SA. The French tax authorities, in a decision dated 15 December 2022, granted Sopra Steria Group SA the right to carry forward the tax losses of Groupe Steria SCA in the amount of €75.8 million, equating to a tax asset of €19.6 million. Its impact is recognised within Tax *adjustments for previous financial year* item.

The Group operates in many countries with differing tax laws and tax rates. Within each country, tax rates may also vary depending on the tax policies implemented by local governments and can lead to differences between the current and deferred tax rates, as is the case mainly in France. Local weighted average tax rates applicable to Group companies can therefore vary from year to year depending on the relative level of taxable profit. These movements are reflected in *Tax rate differences*. This also takes into account the impact of the reduced tax rate in France, which nevertheless represents an immaterial amount.

In 2022, as in 2021, *Other tax* essentially consisted of unrecovered withholdings.

6.3. Deferred tax assets and liabilities

6.3.1. Change in net deferred tax

(in millions of euros)	31/12/2021	Change through profit or loss	Change through OCI	Scope effect	Currency translation effect	Other	31/12/2022
Deferred tax arising from:							
Intangible assets	-17.1	8.0	-	-2.0	0.5	-	-10.6
Property, plant and equipment	3.0	0.4	-	-	-0.2	-	3.1
Non-current financial assets	-0.2	0.5	-	-	-	-	0.3
Inventories, services in progress and outstanding invoices	-2.9	-7.5	0.3	-	-	-	-10.1
Other current assets	-2.5	8.8	-	-	-0.1	-	6.2
Derivatives	-0.7	-0.4	-0.6	-	-	-	-1.8
■ With impact on the income statement	0.4	-0.4	-	-	-	-	-
■ With impact on OCI	-1.1	-	-0.6	-	-0.1	-	-1.8
Financial debt	-0.3	-0.8	-	-	-	-	-1.0
Retirement benefit obligations	69.4	-2.4	-33.4	-0.1	-0.1	-	33.5
■ With impact on the income statement	-12.1	-2.4	-0.1	-0.1	3.0	-	-11.6
■ With impact on OCI	81.5	-	-33.3	-	-3.1	-	45.1
Provisions	3.8	-0.3	0.1	-	-	-	3.5
Assets and liabilities related to leased assets	6.0	0.1	-	-	-	-	6.1
Other current liabilities	-2.4	-2.2	-	-	-0.2	-	-4.8
Tax loss carryforwards	43.6	-9.4	-	-	-	-	34.1
Net deferred tax asset/(liability)	**99.7**	**-5.3**	**-33.6**	**-2.1**	**-0.2**	**-**	**58.5**
Deferred tax included in assets held for sale	-	-	-	-	-	-	-
NET DEFERRED TAX ASSET/(LIABILITY) REPORTED IN THE BALANCE SHEET	**99.7**	**-5.3**	**-33.6**	**-2.1**	**-0.2**	**-**	**58.5**
Of which:							
Deferred tax recognised in profit or loss	19.3	-5.3	0.3	-2.1	3.0	-	15.2
Deferred tax recognised in equity (OCI)	80.4	-	-33.9	-	-3.2	-	43.3
■ Reclassifiable to profit or loss	-1.1	-	-0.6	-	-0.1	-	-1.8
■ Not reclassifiable to profit or loss (retirement benefit obligations)	81.5	-	-33.3	-	-3.1	-	45.1

6.3.2. Deferred tax assets not recognised by the Group

(in millions of euros)	31/12/2022	31/12/2021
Tax losses carried forward	41.2	42.2
Temporary differences	-	-
TOTAL	**41.2**	**42.2**

2023072603120

6.3.3. Change in tax loss carryforwards

(in millions of euros)	France	Scandinavia	Singapore	Morocco	Other countries	Total
31 December 2021	**231.0**	**36.3**	**19.1**	**13.9**	**47.5**	**347.8**
Changes in scope	-	-	-	-	-0.2	-0.2
Created	33.5	1.5	12.8	2.7	22.5	73.1
Used	-133.6	-	-	-	-1.2	-134.8
Expired	-0.1	-	-	-	-	-0.1
Translation adjustments	-0.0	-1.7	1.5	-0.9	0.4	-0.7
Other movements	25.8	-	-	-	-4.5	21.2
31 DECEMBER 2022	**156.7**	**36.2**	**33.4**	**15.7**	**64.6**	**306.4**
Deferred tax basis – Activated	122.2	0.8	-	0.1	10.3	133.5
Deferred tax basis – Non-activated	34.4	35.3	33.4	15.6	54.3	172.9
Deferred tax – Activated	31.6	0.2	-	0.0	2.3	34.1
Deferred tax – Non-activated	8.9	7.5	5.7	4.6	14.5	41.2

In France, a portion of the non-activated tax losses – €19.6 million in deferred taxes (based on a tax rate of 25.83%) – consisted at 31 December 2021 of the tax loss carryforwards prior to 1 January 2014 originating from Groupe Steria SCA. On 15 December 2022, the French tax authorities granted the right to carry forward these tax losses. As such, a deferred tax asset in the amount of €19.6 million was recognised.

In Scandinavia, the tax loss carryforwards of the companies established in Sweden and Denmark did not lead to the recognition of any deferred tax assets.

Lastly, in "Other countries", tax losses for small companies located in Brazil, Spain, Germany, the United Kingdom and several African countries were not activated.

NOTE 7 COMPONENTS OF THE WORKING CAPITAL REQUIREMENT AND OTHER FINANCIAL ASSETS AND LIABILITIES

These items include non-current financial assets, trade receivables and related accounts, other current assets, other non-current liabilities, trade payables and other current liabilities.

7.1. Other non-current financial assets

(in millions of euros)	31/12/2022	31/12/2021
Non-consolidated securities	45.3	25.2
Other loans and receivables	61.3	53.9
Derivatives	7.4	2.9
TOTAL	**114.0**	**81.9**

The Group classifies its financial assets into the following categories:

- assets at fair value through other comprehensive income;
- assets at fair value through profit or loss; and
- assets at amortised cost.

Classification depends on the purposes for which financial assets were acquired. According to its management model, the Group's management determines the appropriate classification of its financial assets upon their initial recognition, and performs a reassessment at each interim and annual reporting date.

The financial assets recognised by the Group consist of the items described below:

a. Assets at fair value through other comprehensive income

This category includes investments in equity instruments that the Group has chosen to irrevocably place in this category.

Changes in the fair value of these assets are recognised directly in equity and are not reclassifiable to profit or loss. These assets are not impaired.

The Group has included in this category its investments in unconsolidated entities over which it exercises no control or significant influence.

b. Assets at amortised cost (loans and receivables

Loans and receivables are non-derivative financial assets with fixed or determinable payments that are not quoted in an active market. They comprise the financial assets arising when the Group transfers funds, or provides goods and services, to an individual or entity. Loans and receivables are initially recognised at fair value and subsequently measured at amortised cost using the effective interest method.

The Group distinguishes between:

- long-term loans and receivables classified as non-current financial assets;
- short-term trade receivables and other equivalent receivables. Short-term trade receivables continue to be measured at the nominal amount originally invoiced, which usually equates to the fair value of the consideration to be received.

c. Assets at fair value through profit or loss

These are non-derivative financial assets which the Group has chosen not to measure through other comprehensive income.

This category comprises financial assets held for trading (*i.e.* acquired with a view to resale in the near term). They are mostly marketable securities and other cash equivalents.

Changes in the fair value of assets of this category are recognised in profit or loss within *Other financial income and expenses.*

d. Impairment of financial assets

At each balance sheet date, the Group assesses whether or not there exists objective evidence that a financial asset or group of financial assets may be impaired.

The Group assesses the credit risk associated with loans and receivables when they are issued. They may be subsequently impaired if the Group expects that their estimated recoverable amount is less than their net carrying amount.

For trade receivables, these write-downs are charged to profit or loss as part of *Operating profit on business activity* and reversed in the event of an improvement in the recoverable amount. For loans and deposits, they are recorded within *Other financial income and expenses.*

7.1.1. Non-consolidated securities

(in millions of euros)	Gross value	Impairment	Carrying amount
31 December 2020	**22.0**	**2.6**	**19.4**
Changes in scope	-4.8	-	-4.8
Increases	8.8	1.6	7.1
Decreases	-0.5	-0.3	-0.3
Revaluation	3.7	-	3.7
Translation adjustments and other movements	0.1	-	0.1
31 December 2021	**29.2**	**4.0**	**25.2**
Changes in scope	-4.5	-	-4.5
Increases	9.3	1.1	8.2
Decreases	-0.5	-0.1	-0.5
Revaluation	16.7	-	16.7
Translation adjustments and other movements	0.1	-	0.1
31 DECEMBER 2022	**50.3**	**5.0**	**45.3**

The most significant component of non-consolidated securities is the shares in CS Group (€27.7 million at 31 December 2022, compared to €12.9 million at 31 December 2021).

2023072603121

7.1.2. Other loans and receivables

(in millions of euros)	31/12/2022	31/12/2021
Loans	-	0.1
R&D tax credit receivables	-	-
Other non-current receivables	45.2	37.6
Deposits and other non-current financial assets	19.7	19.6
Provisions for loans, deposits and other non-current financial assets	-3.5	-3.4
TOTAL	**61.3**	**53.9**

R&D tax credit receivables classified as *Other loans and receivables* are those which will be used or redeemed after more than one year.

Deposits and other non-current financial assets mainly include security deposits paid for leased premises and receivables relating to equity investments.

Other non-current receivables include €4.2 million in advances paid in the United Kingdom by the NHS SBS entity to new customers of its platform to facilitate their migration, and €41.0 million for services performed but not yet invoiced in Germany by Sopra Financial Technology GmbH.

These deposits and other receivables are held at their nominal value, given that the effect of discounting is not material.

7.2. Trade receivables and related accounts

(in millions of euros)	31/12/2022	31/12/2021
Trade receivables – Gross value	720.7	667.7
Impairment of trade receivables	-13.3	-17.4
Trade receivables – Net value	**707.4**	**650.3**
Customer contract assets	396.7	369.8
TOTAL	**1,104.2**	**1,020.1**

Net trade receivables, expressed in months of revenue, came to less than 2 months of revenue at 31 December 2022, stable with respect to 31 December 2021. This ratio is calculated by comparing *Net trade receivables* with revenue obtained using the countback method. *Net trade receivables* is obtained by eliminating VAT from the *Trade receivables* balance and subtracting the deferred income balance appearing under liabilities. An analysis of credit risk in light of the provisions of IFRS 9 *Financial Instruments* does not show any material impact.

Customer contract assets are described in Note 4.1. Changes during the period resulted in part from the appearance of billable amounts transforming assets into trade receivables, and in part from the recognition of revenue leading to the appearance of new customer contract assets.

7.2.1. Aged trade receivables at 31 December 2022

(in millions of euros)	Carrying amount	Of which: Not past due at the balance sheet date	Of which: Past due, with the following breakdown			
			Less than 30 days	Between 30 and 90 days	Between 90 and 120 days	More than 120 days
Trade receivables	720.7	566.9	92.7	31.0	6.7	23.4

7.2.2. Changes in provisions for trade receivables

(in millions of euros)	31/12/2022	31/12/2021
Impairment of trade receivables at beginning of period	**17.4**	**22.2**
Changes in scope	0.2	-
Additions net of reversals	-4.3	-4.4
Other movements	-	-0.6
Translation adjustments	-0.1	0.2
IMPAIRMENT OF TRADE RECEIVABLES AT END OF PERIOD	**13.3**	**17.4**

7.3. Other current assets

(in millions of euros)	31/12/2022	31/12/2021
Inventories and work in progress	46.3	44.7
Advances and payments on account	1.9	1.5
Staff and social security	5.0	5.2
Tax receivables (other than corporate income tax)	147.8	185.4
Corporate income tax	118.6	104.2
Loans, guarantees and other financial receivables maturing in less than one year	2.2	1.5
Other receivables	16.2	32.5
Impairment of other receivables	-0.8	-1.1
Prepaid expenses	63.9	68.5
Derivatives	9.3	5.4
TOTAL	**410.6**	**447.9**

Inventories and work in progress essentially result from the costs of fulfilling contracts (transition phases of third-party application maintenance, infrastructure management and outsourcing contracts; preparatory phases for licences in SaaS mode), as described in Note 4.1. Their increase results from the signature of new contracts.

Tax receivables (other than corporate income tax) include those relating to the CIR (R&D tax credit) in France.

7.4. Other non-current liabilities

(in millions of euros)	31/12/2022	31/12/2021
Put options granted	-	-
Other liabilities – Non-current portion	11.8	15.2
Derivatives	3.7	0.6
TOTAL	**15.5**	**15.8**

In 2022, *Other non-current liabilities* included funding requirements for the Group's investments in corporate venture funds, for €6.2 million (€9.8 million at 31 December 2021).

At 31 December 2022, *Derivatives* consisted of interest rate and foreign currency hedges (see Notes 12.5.3 and 12.5.4).

Put options granted to non-controlling interests

When non-controlling interests have an option to sell their investment to the Group, a financial liability is recorded in other non-current liabilities for the present value of the option's estimated exercise price. The offset of the financial liability generated by these commitments is deducted from:

- the corresponding amount of non-controlling interests initially; and
- the Group's share of consolidated reserves for the remainder.

Subsequent changes in this put option arising from changes in estimates or relating to the unwinding of discount are offset against the corresponding non-controlling interests and the remainder is deducted from the Group's share of consolidated reserves.

20230726603122

7.5. Other current liabilities

(in millions of euros)	31/12/2022	31/12/2021
Liabilities on fixed assets – Portion due in less than one year	3.4	5.2
Advances and payments on account received for orders	18.2	27.9
Employee-related liabilities	522.6	451.7
Tax liabilities	221.4	228.3
Corporate income tax	125.3	117.4
Customer contract liabilities	400.9	390.5
Other liabilities	167.6	131.4
Derivatives	3.5	0.9
TOTAL	**1,463.0**	**1,353.6**

Customer contract liabilities are described in Note 4.1. Changes arose in part from the transformation of former liabilities into revenue, and in part from the appearance of new liabilities due to services that have been invoiced but not yet performed. The majority of these liabilities existing at 31 December 2021 were converted into revenue during financial year 2022.

Other liabilities include in particular the Group's commitment to buy back its own shares to be used in connection with its free performance share plans for €14.8 million (€9.8 million at 31 December 2021). They also include the liability related to the put option granted by the Group to the Cabinet Office for the shares it holds in the SSCL joint venture, which totalled €132.5 million at 31 December 2022.

NOTE 8 PROPERTY, PLANT AND EQUIPMENT AND INTANGIBLE ASSETS

8.1. Goodwill

8.1.1. Statement of changes in goodwill

Movements in financial year 2022 were as follows:

(in millions of euros)	01/01/2022	Acquisitions	Adjustments for business combinations	Divestments	Impairment	Translation adjustments	Other movements	31/12/2022
France	629.6	-	-4.2	-	-	-	-	625.4
UK	611.3	3.9	-	-0.1	-	-32.3	-	582,7
Other Europe	351.8	4.3	-0.1	-	-	-6.0	-	350.0
Banking	375.5	-	-	-	-	-5.9	-	369.6
HR	16.2	-	-	-	-	-	-	16.2
TOTAL	**1,984.3**	**8.2**	**-4.3**	**-0.1**	**-**	**-44.2**	**-**	**1,943.9**

(1) "Other Europe" comprises the following CGUs, which are tested separately: Germany, Scandinavia, Spain, Italy, Switzerland, Belgium, Luxembourg and Sopra Financial Technology.

The effects of acquisitions in the period totalling +€8.2 million are set out in Note 2.1. Main acquisitions.

The €44.2 million change in translation adjustments resulted from changes in the value of the euro against the following currencies:

(in millions of euros)	31/12/2022	31/12/2021
GBP	-38.1	47.1
NOK/SEK	-7.9	4.5
Other currencies	1.8	1.8
TOTAL	**-44.2**	**53.4**

8.1.2. Impairment testing

The Group performed impairment tests at 31 December 2022 in line with standard practice. It began by reviewing its discount rate and perpetual growth rate parameters .

The tests were performed using the following parameters:

	Discount rate		Perpetual growth rate	
	31/12/2022	31/12/2021	31/12/2022	31/12/2021
France	9.2%	7.7%	2.2%	2.0%
United Kingdom	9.6%	8.5%	2.2%	2.0%
Other Europe	7.9% to 10.5%	7.5% to 9.0%	2.2%	2.0%
Sopra Banking Software	9.2%	7.7%	2.2%	2.0%
Sopra HR Software	9.2%	7.7%	2.2%	2.0%

For each business combination, the Group may elect to recognise under its balance sheet assets either partial goodwill (corresponding only to its percentage of ownership interest) or full goodwill (also including the goodwill corresponding to minority interests) according to the method for business combinations presented in Note 2.1. This decision is made on an acquisition-by-acquisition basis.

Should the calculation of goodwill result in a negative difference (bargain purchase), the Group recognises the resulting gain entirely in profit or loss, after reassessing whether all assets and liabilities have been correctly identified.

Goodwill is allocated to cash-generating units for the purposes of impairment tests as set out in Note 8.1.3. Such tests are performed when there is an indication of impairment, and in any event at the balance sheet date of 31 December.

The Group then applied these parameters to its cash flow projections. These tests did not lead to any recognition of impairment.

The Group also tested 1.0-point changes in these assumptions. A 1.0-point decrease in the perpetual growth rate, a 1.0-point increase in the discount rate or a combination of the two would not lead to any recognition of impairment except against the Sopra Banking Software CGU. For the latter, only the combination of a 1.0-point decrease in the perpetual growth rate and a 1.0-point increase in the discount rate would lead to an impairment loss being recognised. Conversely, if the discount rate were to increase by 2 points or the perpetual growth rate were to decrease by 2 points, the Sopra Banking Software CGU would no longer pass the test and an impairment loss would be recognised.

Furthermore, the Group also performed additional testing to measure sensitivity to a decrease in the operating margin for the Sopra Banking Software CGU. he Group therefore considers that, all other things being equal, a decline of more than 1.7 points in the operating margin would result in the recognition of an impairment loss. The Group also tested the impact on this CGU of a 2-point decrease in the expected growth rate, all other things being equal. The CGU passed this test.

Finally, additional testing was also performed to measure sensitivity to key assumptions (such as the discount rate, perpetual growth rate, operating margin and revenue growth rate) for each cash-generating unit except Sopra Banking Software:

- a 2-point increase in the discount rate; or
- a 2-point decrease in the perpetual growth rate (i.e. no perpetual growth); or
- the combination of a 2-point increase in the discount rate and a 2-point decrease in the perpetual growth rate; or
- a 2-point decrease in the projected operating margin; or
- a 2-point decrease in the projected growth rate.

These additional tests, excluding Sopra Banking Software, did not give rise to any impairment losses.

IAS 36 *Impairment of Assets* requires that an entity assess at each reporting date whether there is any indication that an asset may be impaired. If any such indication exists, the entity must estimate the asset's recoverable amount.

Irrespective of whether there is any indication of impairment, an entity must also:

- test intangible assets with indefinite useful lives annually;
- test the impairment of goodwill acquired in a business combination.

In practice, impairment testing is above all relevant to goodwill, which constitutes the majority of Sopra Steria Group's consolidated non-current assets.

Impairment testing is performed at the level of the cash-generating units (CGUs) to which assets are allocated. A CGU is the smallest identifiable group of assets that generates cash inflows that are largely independent of the cash inflows from other assets or groups of assets.

The Group's segmentation into CGUs is consistent with the operating structure of its businesses, its management and reporting system, and its segment reporting (see Note 3). Impairment testing involves comparing CGUs' carrying amounts with their recoverable amounts. A CGU's recoverable amount is the higher of its fair value (generally market value) less costs of disposal and its value in use.

2023072603123

The value in use of a CGU is determined using the discounted cash flow (DCF) method:

- cash flows for an explicit forecast period of five years, with the first year of the period based on the budget;
- cash flows beyond the five-year explicit period are calculated by applying a perpetual growth rate to the last cash flow for the foreseeable period, reflecting the anticipated rate of real long-term economic growth adjusted for long-term inflation forecasts.

The discount rate is based on the weighted average cost of capital. This is compared with the estimates produced by financial analysts. The final discount rate used for each CGU is derived from this comparison and falls between the weighted average cost of capital and the average of analyst estimates.

Perpetual growth rates are based on an average of analyst estimates.

Impairment losses are recognised to the extent of any excess of a CGU's carrying amount over its recoverable amount. Impairment losses are first allocated against goodwill and are charged to profit or loss as part of *Other operating income and expenses*.

The reversal of impairment losses for goodwill arising on fully consolidated investments is prohibited.

8.2. Other intangible assets

(in millions of euros)	Gross value	Amortisation	31/12/2022	31/12/2021
Enterprise software/Technology	93.9	70.5	23.4	29.7
Customer relationships	224.2	153.5	70.7	87.0
Favourable contracts	0.9	0.9	-	-
Brands	19.1	4.9	14.2	15.1
Software acquired and other intangible assets	312.0	253.6	58.4	45.3
TOTAL	**650.1**	**483.4**	**166.7**	**177.1**

Other intangible assets comprise technologies, customer relationships, favourable contracts, order backlogs and brands allocated as part of the purchase price allocation process for a business combination. Expenses relating to the amortisation of allocated intangible assets enter into the calculation of *Profit from recurring operations*.

Changes in *Intangible assets* are set out in the table below:

(in millions of euros)	Gross value	Depreciation and impairment	Carrying amount
31 december 2020	**661.7**	**428.8**	**232.9**
Changes in scope	0.2	0.1	0.1
Allocated intangible assets	-	-	-
Acquisitions	5.1	-	5.1
Disposals – Scrapping	-50.5	-49.4	-1.0
Other movements	30.9	30.1	0.9
Translation adjustments	16.7	11.9	4.8
Net increase in amortisation and impairment	-	65.7	-65.7
31 december 2021	**664.2**	**487.1**	**177.1**
Changes in scope	-	-	-
Allocated intangible assets	11.0	-	11.0
Acquisitions	32.8	-	32.8
Disposals – Scrapping	-33.0	-33.0	-
Other movements	-11.4	-12.3	0.8
Translation adjustments	-13.5	-10.2	-3.3
Net increase in amortisation and impairment	-	51.7	-51.7
31 DECEMBER 2022	**650.1**	**483.4**	**166.7**

In 2022, customer relationships totalling €7.9 million were recognised in respect of EVA Group following its acquisition (see Note 2.1).

Other movements mainly arose from an intangible asset, acquired as part of a business combination completed in 2020, being broken down into its gross value and amortisation.

Development expenditures for software and solutions (Banking, Human Resources and Property Management) totalling €19.6 million have been recognised under intangible assets for 2022. They relate to the accelerating digitalisation of Sopra Banking Software's offering.

a. Assets acquired separately

These are software assets recorded at cost. They are amortised using the straight-line method over one to ten years, depending on their estimated useful lives.

b. Assets acquired in connection with business combinations

These are software assets, customer relationships, brands and distributor relationships measured at fair value as part of a purchase price allocation for entities acquired in business combinations. They are amortised using the straight-line method over three to fifteen years, depending on their estimated useful lives. Acquired brands whose useful lives cannot be estimated are not amortised.

c. Internally generated assets

Pursuant to IAS 38 *Intangible Assets*:

- research and development costs are expensed in the year in which they are incurred;
- software development costs are capitalised if all of the following can be demonstrated:
  - technical feasibility of completing the intangible asset for use or sale,
  - intent to complete the intangible asset and use or sell it,
  - ability to use or sell the intangible asset,
  - generation of probable future economic benefits,
  - availability of adequate technical, financial and other resources to complete the development and to use or sell the intangible asset,
  - ability to reliably measure the expenditure attributable to the intangible asset during its development.

20230726G3124

8.3. Property, plant and equipment

(in millions of euros)	Land and buildings	Fixtures and fittings, furniture and sundry equipment	IT equipment	Total
Gross value				
31 december 2020	**45.7**	**253.1**	**155.2**	**454.1**
Changes in scope	-	0.6	0.3	0.9
Acquisitions	0.5	22.9	19.2	42.7
Disposals – Scrapping	-0.8	-9.7	-4.4	-14.9
Other movements	1.4	-2.0	3.2	2.6
Translation adjustments	1.4	2.3	4.4	8.1
31 december 2021	**48.1**	**267.2**	**178.0**	**493.4**
Changes in scope	-	0.1	0.1	0.2
Acquisitions	5.2	32.0	19.4	56.5
Disposals – Scrapping	-2.2	-11.9	-26.7	-40.9
Other movements	0.5	-0.6	-0.1	-0.2
Translation adjustments	-1.2	-2.0	-3.5	-6.6
31 DECEMBER 2022	**50.4**	**284.8**	**167.1**	**502.4**
Depreciation				
31 december 2020	**27.0**	**166.3**	**128.3**	**321.6**
Changes in scope	-	0.1	0.2	0.3
Charges	2.3	28.1	16.1	46.5
Disposals – Scrapping	-0.7	-9.0	-4.4	-14.1
Other movements	-	0.8	2.4	3.2
Translation adjustments	0.8	1.7	3.7	6.2
31 december 2021	**29.4**	**188.0**	**146.3**	**363.8**
Changes in scope	-	0.1	0.1	0.1
Charges	3.2	19.3	17.3	39.8
Disposals – Scrapping	-1.5	-11.0	-26.6	-39.1
Other movements	0.2	0.6	-0.1	0.7
Translation adjustments	-0.7	-1.1	-2.6	-4.4
31 DECEMBER 2022	**30.5**	**195.9**	**134.4**	**360.9**
Net value				
31 december 2021	**18.7**	**79.2**	**31.7**	**129.6**
31 DECEMBER 2022	**19.9**	**88.9**	**32.7**	**141.5**

The Group's investments in property, plant and equipment (€56.5 million) mainly consisted of €36.8 million for fixtures and fittings and office equipment in France and abroad and €19.4 million for IT equipment.

Property, plant and equipment essentially consists of land and buildings, fixtures and fittings, office furniture and equipment, and IT equipment.

Property, plant and equipment is measured at acquisition cost (excluding any borrowing costs) less accumulated depreciation and any impairment losses. No amounts have been remeasured.

Depreciation is calculated using the straight-line method over the expected useful lives of each of the following fixed asset categories:

- buildings: 25 to 30 years;
- fixtures and fittings: 4 to 10 years;
- IT hardware and equipment: 3 to 8 years;
- vehicles: 4 to 5 years;
- office furniture and equipment: 4 to 10 years.

Depreciation is applied against assets' acquisition cost after deducting any residual value. Assets' residual values and expected useful lives are reviewed at each balance sheet date.

NOTE 9 LEASES

9.1. Right-of-use assets by category of leased assets

(in millions of euros)	Premises	Vehicles	IT equipment	Other property, plant and equipment	Total
Gross value					
31 december 2020	**611.6**	**37.3**	**34.5**	**4.6**	**688.0**
Changes in scope	0.5	0.1	-	-	0.6
Acquisitions	133.6	8.5	1.3	0.7	144.0
Disposals – Scrapping	-99.7	-8.9	-7.9	-0.4	-117.0
Other movements	0.3	-0.3	-	-0.4	-0.4
Translation adjustments	19.0	-0.4	0.3	0.3	19.1
31 december 2021	**665.3**	**36.3**	**28.1**	**4.6**	**734.3**
Changes in scope	-	-	-	-	-
Acquisitions	97.3	8.7	11.2	0.2	117.4
Disposals – Scrapping	-108.5	-6.9	-10.2	-0.1	-125.8
Other movements	-0.8	0.5	-	-	-0.3
Translation adjustments	3.2	-0.9	-4.7	-0.2	-2.6
31 DECEMBER 2022	**656.5**	**37.7**	**24.3**	**4.5**	**723.0**
Depreciation and impairment					
31 december 2020	**350.9**	**23.0**	**20.6**	**3.1**	**397.7**
Changes in scope	0.2	-	-	-	0.2
Charges	75.6	9.4	7.2	0.8	93.1
Disposals – Scrapping	-89.1	-8.7	-7.9	-0.4	-106.1
Other movements	0.4	-0.5	-	-0.4	-0.6
Translation adjustments	8.6	-1.9	0.1	0.1	6.9
31 december 2021	**346.5**	**21.5**	**20.0**	**3.2**	**391.2**
Changes in scope	-	-	-	-	-
Charges	80.8	9.7	5.0	0.7	96.2
Disposals – Scrapping	-100.9	-6.6	-9.2	-0.1	-116.8
Other movements	-1.1	-0.4	-	-	-1.6
Translation adjustments	-0.2	-0.8	-4.7	-0.2	-6.0
31 DECEMBER 2022	**325.1**	**23.3**	**11.1**	**3.6**	**363.1**
Net value					
31 december 2021	**318.8**	**14.8**	**8.0**	**1.5**	**343.1**
31 DECEMBER 2022	**331.4**	**14.4**	**13.1**	**0.9**	**359.9**

The Group significantly reorganised its premises in 2022, mainly in France, resulting in an increase in lease right-of-use assets coinciding with the termination of leases of the same type.

20230726031125

Leases

Leases are recognised in the balance sheet at the lease commencement date, which corresponds to the date at which the lessor makes the underlying asset available to the lessee, and results in the recognition of a balance sheet asset within *Right-of-use assets* and a liability within *Lease liabilities*. The value of lease liabilities corresponds to the present value of minimum future payments, discounted over the lease term using either the interest rate implicit in the lease or otherwise the incremental borrowing rate of the entity leasing the asset. The lease term chiefly reflects the non-cancellable period of the lease. The Group may adjust it, where it considers this to be reasonable, to reflect the period of a renewal or an extension option, which could be exercised, or an early termination option, which could be invoked where the corresponding penalties (contractual penalties and economic costs of doing so) would be more than negligible.

At the lease commencement date, the value of the right-of-use asset recognised in the balance sheet corresponds to the lease liability adjusted for any initial direct costs incurred in obtaining the lease, prepaid lease payments, incentives received from the lessor at that date, or costs to be incurred by the lessee in dismantling and removing the underlying asset.

Minimum future payments include fixed lease payments, variable lease payments that depend on an index or a rate, residual value guarantees, the exercise price of a purchase option, and termination or non-renewal penalties if the Group is reasonably certain to exercise or not exercise these options. Some of these values may change over the term of the lease, in which case the values of lease liabilities and right-of-use assets are revised upward or downward. They do not include any service components that may be included in the lease, which continue to be recognised as expenses.

In the balance sheet, *Lease liabilities* are split out into non-current and current portions. *Right-of-use assets* are amortised on a straight-line basis over the lease term or the useful life of the underlying asset if the lease transfers ownership of the asset to the lessee, or if the lessee is reasonably certain of exercising a purchase option. In the income statement, these amortisation expenses are included within *Depreciation, amortisation, provisions and impairment* under *Operating profit on business activity*. The *Net interest expense on lease liabilities* is split out from the line item *Other financial income and expenses*.

Finally, as an exception, short-term leases (lease term of 12 months or less) and leases of low-value assets (individual value less than 5,000 USD) are directly recognised as expenses and are therefore not restated in the balance sheet. Variable lease payments are also recognised as expenses according to the use or revenue generated by the use of the underlying asset.

9.2. Breakdown of lease liabilities by maturity

(in millions of euros)	Carrying amount	Current	Non-current	Breakdown of non-current portion				
				1 to 2 years	2 to 3 years	3 to 4 years	4 to 5 years	More than 5 years
LEASE LIABILITIES	**390.5**	**77.7**	**312.8**	**68.8**	**61.5**	**49.0**	**35.9**	**97.6**

NOTE 10 EQUITY-ACCOUNTED INVESTMENTS

10.1. Net profit from associates

(in millions of euros)	31/12/2022	% held at 31/12/2022	31/12/2021	% held at 31/12/2021
Share of net profit of Axway Software	-12.8	31.96%	3.1	31.96%
Share of net profit of Holocare	-1.3	66.67%	-1.1	66.67%
Share of net profit of Celescan	-0.6	50.00%	-0.2	50.00%
TOTAL	**-14.7**		**1.8**	

10.2. Carrying amount of investments in associates

The carrying amount of investments in associates consisted mainly of the value of Axway Software shares. This latter changed as follows:

(in millions of euros)	Gross value	Impairment	Carrying amount
31 december 2020	**192.0**	**-**	**192.0**
Changes in scope	-	-	-
Reversal of impairment	-	-	-
Share capital transactions	0.7	-	0.7
Dividends paid	-2.8	-	-2.8
Net profit	3.1	-	3.1
Translation adjustments	6.0	-	6.0
Changes in shareholding	-1.5	-	-1.5
Disposal	-	-	-
Other movements	-1.6	-	-1.6
31 december 2021	**195.9**	**-**	**195.9**
Changes in scope	-	-	-
Reversal of impairment	-	-	-
Share capital transactions	-	-	-
Dividends paid	-2.7	-	-2.7
Net profit	-12.8	-	-12.8
Translation adjustments	4.6	-	4.6
Changes in shareholding	-	-	-
Disposal	-	-	-
Other movements	-3.3	-	-3.3
31 DECEMBER 2022	**181.7**	**-**	**181.7**

At 31 December 2022, Sopra Steria Group held a 31.96% stake, as at 31 December 2021. This stake does not give the Group a controlling interest in this subsidiary and does not allow it to involve itself in the running of business or influence variable returns from this subsidiary. As such, the Group exerts a significant influence and reviews this situation each financial year. In 2022, no events or developments occurred that changed this situation.

2023072603126

Their recoverable amount is estimated as follows:

(in millions of euros)	31/12/2022	31/12/2021
Market value (Category 1) *	115.1	186.0
Market value less costs to sell	112.8	182.2
Value in use	200.3	246.4
DCF calculation parameters:		
■ Discount rate	9.4%	7.8%
■ Perpetual growth rate	1.8%	2.3%
RECOVERABLE AMOUNT	**200.3**	**246.4**

(*) Since Axway Software's shares are listed, their fair (market) value less costs of disposal is equal to market price less costs to sell, which constitutes the Level 1 fair value under IFRS.

Their value in use – the higher of the two values used to determine the recoverable amount – supports the carrying amount of the equity-accounted Axway Software shares at 31 December 2022.

The Group tested 0.5-point changes in its assumptions, all other things being equal. Based on this test, neither a 0.5-point increase in the discount rate, nor a 0.5-point decrease in the perpetual growth rate, nor the combination of these two factors would lead to an impairment loss. This test is based on the judgement of management and was developed within the context of uncertainties inherent in the transformation of Axway Software's business model.

SUMMARY FINANCIAL INFORMATION RELATING TO THE AXWAY SOFTWARE GROUP

(in millions of euros)	31/12/2022	31/12/2021
Non-current assets	374.0	424.6
Current assets	197.1	158.3
Equity	327.8	372.2
Non-current liabilities excluding equity	119.8	100.9
Current liabilities	123.5	109.8
Revenue	314.0	285.5
Net profit	-40.0	9.6

Recognition and impairment of investments in associates

Investments in associates are initially recognised at acquisition cost, and their value is then adjusted to reflect changes in the Group's share of their net assets. The remainder of this share appears under *Equity-accounted investments* on the asset side of the balance sheet. Its change over the financial year is recognised in profit or loss within *Net profit from associates.*

Equity-accounted shares in a company constitute a single asset and must be tested for impairment in accordance with IAS 36 *Impairment of Assets*.

Goodwill on associates is included in the value of equity-accounted investments, the value of which is measured inclusive of goodwill. As such, goodwill on associates must not be tested for impairment separately.

At each balance sheet date, where there is an indication of impairment of an investment in an associate, the parent company must carry out an impairment test consisting of comparing the carrying amount of the relevant equity-accounted investment with its recoverable amount.

Under IAS 36, the recoverable amount of an investment in an associate is the higher of its value in use, calculated on the basis of future cash flows, and the fair value of the investment less costs of disposal. Where an associate's shares are listed, fair value less costs of disposal is equal to market price less costs to sell: in the absence of any firm sale agreement, this is the price at which the shares are currently trading.

Any impairment losses are charged to profit or loss as *Other operating income and expenses.*

Where there is an improvement in the recoverable amount of an equity-accounted investment such that the impairment loss may be written back, the full amount of the impairment loss, including the portion relating to goodwill, must be written back.

NOTE 11 PROVISIONS AND CONTINGENT LIABILITIES

11.1. Current and non-current provisions

(in millions of euros)	01/01/ 2022	Changes in scope	Charges	Reversals (used)	Reversals (not used)	Other	Translation adjustments	31/12/ 2022	Non-current portion	Current portion
Disputes	10.3	-	2.7	-1.1	-0.2	-1.9	-	9.8	8.2	1.6
Losses on contracts	9.9	-	4.7	-2.4	-	-	-0.5	11.7	-	11.7
Tax risks other than income tax	19.1	0.9	0.6	-0.5	-0.2	-	-	19.8	19.3	0.5
Restructuring	7.6	-	0.9	-4.1	-0.2	-0.4	-	3.9	2.2	1.7
Cost of renovating premises	14.1	-	6.4	-2.8	-1.0	-	-0.6	16.1	8.5	7.6
Other contingencies	45.5	-	22.4	-28.4	-6.3	4.9	-0.9	37.2	13.5	23.6
TOTAL	**106.5**	**0.9**	**37.7**	**-39.3**	**-8.0**	**2.6**	**-2.0**	**98.5**	**51.8**	**46.7**

Provisions for disputes mainly cover disputes before employment tribunals and end-of-contract bonuses for employees (€2.9 million at 31 December 2022, versus €3.1 million at 31 December 2021). The remainder mainly corresponds to customer disputes, primarily in France, for €1.9 million and with Sopra Banking Software for €4.5 million.

Provisions for tax risks other than income tax mainly concern risks relating to the R&D tax credit in France.

Provisions for restructuring correspond to the cost of one-off restructuring measures, mainly in Germany (€2.0 million) and France (€1.8 million).

Other provisions for contingencies mainly cover risks relating to clients and projects (€26.3 million, including €11.8 million in the United Kingdom, and €12.5 million in Germany, contractual risks (€4.2 million) and employee-related risks (€3.1 million).

Present obligations resulting from past events involving third parties are recognised in provisions only when it is probable that such obligations will give rise to an outflow of resources to third parties without consideration from said parties that is at least equivalent, and if the outflow of resources can be reliably measured.

Since provisions are estimated based on future risks and expenses, such amounts include an element of uncertainty and may be adjusted in subsequent periods. The impact of discounting provisions is taken into account if significant.

In the specific case of restructuring, an obligation is recognised as soon as the restructuring has been publicly announced and a detailed plan presented or the plan implementation has commenced. This cost mainly corresponds to severance payments, early retirement, costs related to notice periods not worked, training costs for departing employees and other costs relating to site closures. A provision is recognised for the rent and related costs to be paid, net of estimated subleasing income, in respect of any property if the asset is subleased or vacant and is not intended to be used in connection with main activities.

Scrapped assets and impairment of inventories and other assets directly related to the restructuring measures are also recognised in restructuring costs.

11.2. Contingent liabilities

The contingent liabilities recognised arose as a result of the Sopra-Steria business combination in 2014.

At 31 December 2022, they totalled €6.0 million after tax, corresponding to tax and contractual risks in India.

Furthermore, in Germany, the transformation programme run by Sopra Financial Technology on behalf of banks in the Sparda group was suspended because the stakeholders were unable to reach agreement on a shared solution within a reasonable time frame. Talks are in progress with the banks, shareholders and customers on the conditions under which the banks' information system might be migrated to a third-party supplier. Sopra Financial Technology would continue to provide the banks with operational support for the existing information system until migration was complete, which could be sometime between now and 2026. The effects of this reconfiguration of Sopra Financial Technology's business cannot be accurately assessed at this time.

To the extent that a liability is not probable or may not be reliably estimated, a contingent liability is disclosed by the Group among its commitments given. By exception, in connection with business combinations, the Group may recognise a contingent liability on the balance sheet if it results from a present obligation arising from past events and its fair value can be reliably estimated, even where it is not probable that an outflow of resources will be necessary to extinguish the obligation.

20230726031127

NOTE 12 FINANCING AND FINANCIAL RISK MANAGEMENT

12.1. Financial income and expenses

12.1.1. Cost of net financial debt

(in millions of euros)	Financial year 2022	Financial year 2021
Interest income	1.3	1.1
Income from cash and cash equivalents	**1.3**	**1.1**
Interest expenses	-10.2	-9.2
Gains and losses on hedges of gross financial debt	0.3	-0.6
Cost of gross financial debt	**-9.9**	**-9.9**
COST OF NET FINANCIAL DEBT	**-8.7**	**-8.7**

The average cost of borrowing after hedging was 1.87% in 2022 (1.53% in 2021). This cost amounted to 1.64% excluding the expense related to the accelerated amortisation of fees under the prior revolving multi-currency credit facility, which came to €1.2 million (see Note 12.3.2).

12.1.2. Other financial income and expenses

(in millions of euros)	Financial year 2022	Financial year 2021
Foreign exchange gains and losses	**-0.8**	**2.7**
Other financial income	**1.7**	**0.7**
Net interest expense on lease liabilities	-6.4	-6.3
Net interest expense on retirement benefit obligations	-0.1	-2.8
Expense on unwinding of discounted non-current liabilities	-0.8	-0.7
Change in the value of derivatives	2.0	-1.1
Gain or loss on disposal of financial assets	0.2	0.3
Other financial expenses	-1.6	-2.2
Total other financial expenses	**-6.6**	**-12.8**
TOTAL OTHER FINANCIAL INCOME AND EXPENSES	**-5.7**	**-9.5**

The €2.7 million reduction in finance costs in relation to post-employment benefits under defined benefit schemes is mainly the result of a favourable change in the United Kingdom pension fund deficit.

12.2. Cash and cash equivalents

(in millions of euros)	31/12/2022	31/12/2021
Cash equivalents	13.5	25.3
Cash	342.4	191.9
Cash and cash equivalents	**355.9**	**217.2**
Current bank overdrafts	0.3	-0.2
NET CASH IN THE CASH FLOW STATEMENT	**356.2**	**216.9**

Net cash and cash equivalents include available liquid funds (cash at bank and in hand), liquid marketable securities that meet the definition of cash equivalents, bills of exchange presented for collection and falling due before the balance sheet date, and temporary bank overdrafts.

Net debt, as presented in Note 12.3, is more representative of the Group's financial position.

Marketable securities and other short-term investments include money-market holdings, short-term deposits and advances under the liquidity agreement. The risk of a change in value on these investments is negligible.

Of the €356.2 million in cash and cash equivalents (excluding current bank overdrafts) at 31 December 2022, €283.6 million was held by the parent company and €72.6 million by the subsidiaries. Among the subsidiaries, entities in India contributed €15.5 million to net cash and cash equivalents at 31 December 2022 (versus €28.5 million at 31 December 2021).

Cash and cash equivalents comprise cash, bank demand deposits, other highly liquid investments with maturities not exceeding three months, and bank overdrafts. Bank overdrafts are included in current liabilities as part of *Financial debt – Short-term portion.*

Cash equivalents are defined as short-term, highly liquid investments that are readily convertible to known amounts of cash, and that are subject to an insignificant risk of changes in value, with the exception of foreign exchange impacts.

UCITS classified by the AMF (France's financial markets regulator) as belonging to the "money market fund" and "short-term money market fund" categories are, for practical purposes, presumed to automatically meet all four quoted eligibility criteria. Other cash UCITS cannot be presumed to be eligible for classification as "cash equivalents": an analysis must be carried out to establish whether or not the four quoted criteria are met.

Cash equivalents are recognised at fair value; changes in fair value are charged to profit or loss under *Cost of net financial debt*.

12.3. Financial debt – Net financial debt

(in millions of euros)	Current	Non-current	31/12/2022	31/12/2021
Bonds	2.3	249.6	251.9	251.8
Bank borrowings	0.7	55.9	56.7	147.2
Other sundry financial debt	185.0	14.6	199.6	145.0
Current bank overdrafts	-0.3	-	-0.3	0.2
Financial debt	**187.7**	**320.1**	**507.9**	**544.3**
Cash equivalents	-13.5	-	-13.5	-25.3
Cash	-342.4	-	-342.4	-191.9
NET FINANCIAL DEBT	**-168.2**	**320.1**	**152.0**	**327.1**

Financial debt essentially comprises the following:

- bond debt and bank borrowings, initially recognised at fair value net of transaction costs incurred. Borrowings are subsequently recognised at amortised cost; any difference between the capital amounts borrowed (net of transaction costs) and the amounts repayable is recognised in profit or loss over the duration of the borrowings using the effective interest method;
- NEU CP short-term negotiable securities, which have a maturity of less than 12 months and are recognised at amortised cost;
- NEU MTN medium-term negotiable securities, which have maturities spread over one to five years from issuance, and are recognised at amortised cost;
- current bank overdrafts.

Financial debt repayable within 12 months of the balance sheet date is classified as current liabilities.

12.3.1. Bonds

On 5 July 2019, the Group issued a €250 million bond to top-ranking institutional investors. The bond has two tranches: a 7-year €130 million bond with a fixed annual coupon of 1.749%, and an 8-year €120 million tranche with a fixed annual coupon of 2.0%.

2023072603128

12.3.2. Bank borrowings

On 22 February 2022, the Group signed an agreement with its partner banks consisting of a €1,100 million non-amortising multi-currency credit facility tied to the achievement of environmental goals. Its ESG component does not constitute an embedded derivative. It is based on achieving a greenhouse gas emissions reduction aligned with a 1.5°C temperature increase scenario validated by SBTi for Scope 1 and 2 emissions, and part of Scope 3. The target is to reduce greenhouse gas emissions by 68% per employee in 2028 with respect to their 2015 baseline level. It is measured for each financial year and, if the target is met, will result in a 0.04% reduction per year in the applicable margin. If, on the other hand, emissions go over the limit, the margin will be increased and used to make a financial contribution to sustainable projects.

This agreement replaced the revolving multi-currency credit facility arranged in 2014. It has an initial term of five years and may optionally be extended for two periods of one year each.The first option of requesting an extension was exercised in late 2022 and received the unanimous agreement of all lenders in February 2023.

The Group also has two non-amortising bilateral bank facilities: one drawn to €60 million and the other undrawn for €50 million, both maturing in 2024.

12.3.3. Other financial debt

In 2015, the Group arranged an unrated multi-currency NEU CP programme of short-term negotiable securities that was not underwritten, in a maximum amount of €700 million. This programme is presented in documentation available on the Banque de France website, which was last updated in July 2022. The average amount outstanding under the NEU CP programme was €133.9 million in 2022, compared with €68.4 million in 2021. The outstanding amount under the NEU CP programme at 31 December 2022 was €125.0 million (€15.0 million at 31 December 2021). The NEU CPs are included in *Other sundry financial debt*.

In December 2017, as part of its efforts to diversify its borrowings, the Group arranged an NEU MTN programme of medium-term negotiable securities that was not underwritten, with a maximum amount of €300 million. As was the case for the earlier NEU CP programme, the NEU MTN programme is presented in documentation available on the Banque de France website, which was updated in July 2022. The NEU MTN programme pays fixed or floating rates, with a spread at each issue date. Maturities range from one to five years.

At 31 December 2022, the outstanding amount under the NEU MTN programme was €70.0 million, with maturities of up to two years (€130.0 million at 31 December 2021). The net decrease in the amount of NEU MTN over the financial year corresponded to €70 million in matured securities, which were renewed in the form of NEU CP and a new issue of €10 million. The NEU MTNs are included in *Other sundry financial debt*.

12.4. Derivatives reported in the balance sheet

	31/12/2022		Breakdown by class of financial instrument					
(in millions of euros)	Carrying amount	Fair value	Assets and liabilities at fair value through profit or loss	Financial assets at fair value through OCI	Loans, receivables and other debt	Financial liabilities at amortised cost	Derivatives	Other items not considered as financial instruments
Non-current financial assets	114.0	114.0	-	45.3	61.3	-	7.4	-
Trade receivables and related accounts	1,104.2	1,104.2	-	-	1,104.2	-	-	-
Other current assets	410.6	410.6	-	-	282.7	-	9.3	118.6
Cash and cash equivalents	355.9	355.9	355.9	-	-	-	-	-
FINANCIAL ASSETS	**1,984.7**	**1,984.7**	**355.9**	**45.3**	**1,448.2**	**-**	**16.7**	**118.6**
Financial debt – Long-term portion	320.1	320.1	-	-	-	320.1	-	-
Other non-current liabilities	15.5	15.5	-	-	11.8	-	3.7	-
Financial debt – Short-term portion	187.7	187.7	-	-	-	187.7	-	-
Trade payables and related accounts	318.2	318.2	-	-	318.2	-	-	-
Other current liabilities	1,463.0	1,463.0	-	-	1,334.2	-	3.5	125.3
FINANCIAL LIABILITIES	**2,304.6**	**2,304.6**	**-**	**-**	**1,664.2**	**507.9**	**7.2**	**125.3**

Items measured at fair value through profit or loss, and derivative hedging instruments, are valued by reference to quoted interbank interest rates and to foreign exchange rates set daily by the European Central Bank. All financial instruments in this category are financial assets and liabilities classified as such upon first recognition.

Financial debt is recognised at amortised cost using the effective interest rate. Hedging instruments may be put in place to hedge against fluctuations in interest rates by swapping part of the Group's floating-rate debt for fixed-rate debt.

The Group has entered into and continues to implement transactions designed to hedge its exposure to foreign exchange risk through the use of derivatives, including exchange-traded futures and options as well as over-the-counter instruments with top-tier counterparties, as part of its overall risk management policy and due to the substantial scale of its production activities in India, Poland and Tunisia.

Derivatives are recognised at fair value in the consolidated balance sheet.

Changes in the fair value of derivatives not qualifying for hedge accounting are recognised directly in profit or loss for the period.

The profit and loss impact of these financial instruments is as follows:

Income tax receivables and payables are not financial instruments.

	31/12/2022	Breakdown by category of instrument				
(in millions of euros)	Profit or loss impact	Fair value through profit or loss	Financial assets at fair value through OCI	Loans, receivables and other debt	Liabilities at amortised cost	Derivatives
Total interest income	1.3	-	1.3	-	-	-
Total interest expense	-10.2	-	-	-	-10.2	-
Remeasurement	0.3	-	-	-	-	0.3
NET GAINS OR LOSSES	**-8.7**	**-**	**1.3**	**-**	**-10.2**	**0.3**

The Group uses derivatives such as currency forwards, swaps and options to hedge its exposure to interest rate risk and fluctuations in foreign currencies. Derivatives are recognised at fair value.

Any gains or losses resulting from fair value movements in derivatives not designated as hedging instruments are recognised directly in profit or loss as *Other financial income and expenses.*

The fair value of currency forwards is calculated by reference to current rates for contracts with similar maturity profiles. The fair value of interest rate swaps is determined by reference to the market value of similar instruments.

For hedge accounting purposes, hedges are classified as either:

- fair value hedges, which hedge exposure to changes in the fair value of a recognised asset or liability or a firm commitment (except foreign exchange risk);
- cash flow hedges, which hedge exposure to fluctuations in cash flows attributable either to a specific risk associated with a recognised asset or liability or a highly probable future transaction or foreign exchange risk on a firm commitment;
- hedges of a net investment in a foreign operation.

Hedging instruments that satisfy hedge accounting criteria are recognised as follows:

a. Fair value hedges

Changes in the fair value of a derivative designated as a fair value hedge are recognised in profit or loss (*Other current operating income and expenses* or *Other financial income and expenses* according to the type of hedged item). The ineffective portion of the hedges is recognised in profit or loss as part of *Other financial income* or *Other financial expenses*, either over the term of the instrument for financial hedges, or at the date of the hedged purchase or sale for hedges of commercial risk. Fair value gains and losses on the hedged item attributable to the hedged risk adjust the carrying amount of the hedged item and are also recognised in profit or loss.

b. Cash flow hedges

The gain or loss corresponding to the effective portion of the hedging instrument is recognised directly in equity, while the ineffective portion is taken to profit or loss, in *Other financial income and expenses.*

Gains and losses recognised directly in equity are released to profit or loss under *Other comprehensive income* in the period during which the hedged transaction impacts profit or loss.

If the Group does not expect the realisation of the forecast transaction or commitment, the gains and losses previously recognised directly in equity will be released to profit or loss. If the hedging instrument matures, is sold, cancelled or exercised and is not replaced or renewed or if its designation as a hedging instrument is revoked, amounts previously recognised in equity will be held in equity until realisation of the forecast transaction or firm commitment.

c. Hedges of a net investment

Hedges of a net investment in a foreign operation, including hedges of monetary items recognised as part of a net investment, are recognised in *Other comprehensive income*.

The gain or loss corresponding to the effective portion of the hedging instrument is recognised directly in equity, while the ineffective portion is taken to profit or loss.

On the disposal of the foreign operation, cumulative gains and losses recognised directly in equity are released to profit or loss.

12.5. Financial risk management

20230726031129

12.5.1. Liquidity risk

The Group's policy is to have borrowing facilities at its disposal that are much larger than its needs and to manage cash centrally at Group level where permitted by local law. Moreover, subsidiaries' cash surpluses or borrowing requirements are managed centrally, being invested or met by the Sopra Steria Group parent company, which carries the bulk of the Group's borrowings and bank credit lines.

As part of its efforts to diversify its borrowings, the Group launched a €300 million NEU MTN programme in December 2017 to supplement its €700 million NEU CP programme launched in 2015. In the first quarter of 2022, €70 million in NEU MTN matured securities were refinanced in the form of €10 million in NEU MTN and €70 million in NEU CP maturing in one year. In the rest of 2022, positive cash flow increased the Group's surplus cash positions, leading it to limit its issues of NEU CP in a market environment that saw lower demand from investors. Given the NEU CP issues negotiated in the fourth quarter of 2022, total outstanding NEU CP at end December 2022 stood at €125 million.

In addition, fixed-rate bilateral credit facilities were in place for a total of €110 million, with maturities in 2024. At 31 December 2022, bilateral credit facilities were drawn down in the amount of €60 million.

At 31 December 2022, the Group had credit facilities totalling €1,621 million, 19% of which was drawn down.

Undrawn available credit lines amounted to €1,150 million (€1,100 million in RCFs and €50 million in bilateral credit facilities), in addition to undrawn overdraft facilities for €161 million. Aside from the syndicated loan, bilateral credit facilities and bonds, the Group's financing essentially consists of issues under NEU CP (short-term commercial paper) and NEU MTN programmes. These financing sources break down as shown below:

	Amount authorised at 31/12/2022		Drawdown rate at 31/12/2022		Drawdown rate	Repayment terms	Interest rate at 31/12/2022
	€m	£m	€m	£m			
Available credit facilities							
Bond	250.0	-	250.0	-	100%	At maturity €130m 07/2026 €120m 07/2027	1.87%
Multi-currency revolving credit facility	1,100.0		-	-	0%	02/2027 with two one-year extension options*	
Bilateral credit facilities	110.0		60.0		55%	2024	0.50%
Other		-	-	-			
Overdraft	161.5	-	-	-		N/A	
Total credit facilities authorised per currency	**1,621.5**	**-**	**310.0**	**-**			
TOTAL CREDIT FACILITIES AUTHORISED (€ EQUIVALENT)	**1,621.5**	**-**	**310.0**	**-**	**19%**		**1.60%**
Other types of financing used							
NEU CP & NEU MTN	-	-	195.0	-		2023 to 2024	0.31%
Other	-	-	2.8	-			
Total financing per currency	**-**	**-**	**507.9**	**-**			
TOTAL FINANCING (€ EQUIVALENT)	**-**		**507.9**				**1.10%**

**The first one-year extension option was unanimously approved by lenders in February 2023.*

Interest rates payable on the syndicated loan equal the interbank rate of the currency concerned at the time of drawdown (minimum 0%), plus a margin set for a period of six months based on the leverage ratio.

The €250 million bond issued on 5 July 2019 has an effective interest rate of 1.749% for the €130 million tranche and 2% for the €120 million tranche.

The bond issue is subject to terms and conditions, which include financial covenants.

Two financial ratios are calculated every six months using the consolidated financial statements on a 12-month rolling basis:

- the first – known as the leverage ratio – is equal to net financial debt divided by pro forma EBITDA;
- the second – known as the interest coverage ratio – is equal to pro forma EBITDA divided by the cost of net financial debt.

The first financial ratio must not exceed 3.0 at any reporting date. The second ratio must not fall below 5.0.

Net financial debt is defined on a consolidated basis as all loans and related borrowings (excluding intercompany liabilities and lease liabilities), less available cash and cash equivalents.

Pro forma EBITDA is consolidated *Operating profit on business activity* adding back depreciation, amortisation and provisions included in *Operating profit on business activity* before the impact of IFRS 16 *Leases* (see Note 1.6.1). It is calculated on a 12-month rolling basis and is therefore restated so as to be presented in the financial statements at constant scope over 12 months.

At 31 December 2022, the net financial debt/pro forma EBITDA ratio covenant was met, with the ratio coming in at 0.31 compared with a covenant of 3.0. It is calculated as follows:

(in millions of euros)	31/12/2022	31/12/2021
Short-term borrowings (<1 year)	187.7	95.8
Long-term borrowings (>1 year)	320.1	448.4
Cash and cash equivalents	-355.9	-217.2
Other financial guarantees	-	-
Net financial debt (including financial guarantees)	**152.0**	**327.1**
Pro forma EBITDA	**496.5**	**447.8**
NET FINANCIAL DEBT/PRO FORMA EBITDA RATIO	**0.31**	**0.73**

For the second ratio, pro forma EBITDA is as defined above and the cost of net financial debt is also calculated on a rolling 12-month basis.

At 31 December 2022, the "Pro forma EBITDA/Cost of net financial debt" covenant – requiring a ratio of at least 5.0 – was met, with the ratio coming in at 57.34. It is calculated as follows:

(in millions of euros)	31/12/2022	31/12/2021
Pro forma EBITDA	**496.5**	**447.8**
Cost of net financial debt	**8.7**	**8.7**
PRO FORMA EBITDA/COST OF NET FINANCIAL DEBT RATIO	**57.34**	**51.22**

The bank loan is subject to conditions including a single financial covenant: the leverage ratio, calculated in the same way as for the bond issue, on the basis of the consolidated financial statements, on a 12-month rolling basis, but only annually. At 31 December 2022, this covenant was met.

In addition to satisfying the financial ratio prerequisites described above, the Group's two main financing agreements also contain:

- certain performance requirements that are entirely customary for this type of financing;
- clauses relating to events of default such as payment default, inaccurate tax returns, cross-default, bankruptcy, or the occurrence of an event having a material adverse effect;
- clauses stipulating early repayment in full in the event that there is a change of control in ownership of the Company.

The bank loan agreement also stipulates a number of circumstances in which the loan must be repaid in advance, in full or in part as applicable, or renegotiated with the banks:

- early repayment if all or a substantial number of the Company's assets are sold;
- repayment using proceeds from asset disposals (beyond a specified threshold);
- renegotiation of the financing terms and conditions in the event of financial market disruption (i.e. market disruption clause). This clause is only applicable if a minimum number of banks are unable to obtain refinancing on the capital market at the date on which the financing is requested, given interest rate fluctuations. The purpose of this clause is to find a replacement rate.

At 31 December 2022, the maturity schedule for the Group's financial debt was as follows:

(in millions of euros)	Carrying amount	Total contractual flows	Less than 1 year	1 to 2 years	2 to 3 years	3 to 4 years	4 to 5 years	More than 5 years
Bond	251.9	268.6	4.7	4.5	4.6	133.6	121.3	-
Bank borrowings	56.7	64.4	2.7	60.1	0.7	0.7	0.1	-
NEU CP & MTN	195.0	196.3	186.3	10.0	-	-	-	-
Other sundry financial debt	4.6	4.9	0.1	4.7	-	-	-	-
Current bank overdrafts	-0.3	-0.3	-0.3	-	-	-	-	-
Financial debt	**507.9**	**533.8**	**193.4**	**79.3**	**5.3**	**134.3**	**121.4**	**-**
Cash equivalents	-13.5	-13.5	-13.5	-	-	-	-	-
Cash	-342.4	-342.4	-342.4	-	-	-	-	-
CONSOLIDATED NET FINANCIAL DEBT	**152.0**	**177.9**	**-162.5**	**79.3**	**5.3**	**134.3**	**121.4**	**-**

2023072603130

At 31 December 2022, the Group's gross borrowings broke down as follows by type of debt and currency:

(in millions of euros)	Currency of origin			
	Euro	**Pound sterling**	**Other**	**Total**
Bond	250.0	-	-	250.0
Bank borrowings	60.0	-	-	60.0
Short-term bank borrowings (<1 year)	-	-	-	-
NEU CP (commercial paper) & MTN	195.0	-	-	195.0
Other sundry financial debt	3.2	-	-	3.2
Bank overdrafts (cash liabilities)	-0.3	-	-	-0.3
GROSS FINANCIAL DEBT	**507.9**	**-**	**-**	**507.9**

At 31 December 2022, the Group's portfolio of investment securities broke down as follows:

(in millions of euros)	**Short-term investments**	**Advances under the liquidity agreement**	**Total portfolio of investment securities**
Net asset value	13.5	4.2	17.7
NET POSITION	**13.5**	**4.2**	**17.7**

Short-term investments are managed by the Group's Finance Department, and comply with internally defined principles of prudence.

At constant exchange rates relative to 31 December 2022, and taking into account short-term investments held at that date, a 50-basis-point decrease in floating rates would reduce annual financial income by €0.1 million.

12.5.2. Bank counterparty risk

All foreign currency and interest rate hedges are put in place with leading banks belonging to the Group's banking syndicate, with which market transaction agreements have been signed.

The majority of the Group's financial investments relate to the subsidiaries in India and the Sopra Steria Group parent company. Financial investments are carried out either via short-term bank deposits with banks mainly belonging to the banking syndicate, or via money-market instruments managed by leading financial institutions, which are themselves subsidiaries of banks mainly belonging to the syndicate. These investments are subject to approval by the Group, and comply with internally defined principles of prudence.

Thanks to these various measures, the Group considers that it has implemented a system that significantly reduces its bank counterparty risk in the current economic context. However, the Group remains subject to a residual risk which may affect its performance under certain conditions.

12.5.3. Interest rate risk

The Group's aim is to protect itself against interest rate fluctuations by hedging part of its floating-rate debt and investing its cash over periods of less than three months.

The derivatives used to hedge the debt are interest rate swap contracts or options, which may or may not be eligible for hedge accounting.

The eligible counterparties for interest rate hedging and investments are leading financial institutions which belong to the Sopra Steria banking syndicate. These financial instruments are managed by the Group's Finance Department.

All of the Group's interest rate hedges have been put in place through the parent company (Sopra Steria Group).

Most of the Group's debt is fixed-rate and includes €250 million in Euro PP bonds maturing in 2026 and 2027, the €60 million bilateral credit facility maturing in 2024, and €35 million in NEU MTN maturing in 2023. To hedge its floating-rate debt, the Group has interest rate hedges maturing in 2023 and 2025, the details of which are set out below:

	Fair value 31/12/2022					Maturity		
(in millions of euros)	Non-current assets	Current assets	Non-current liabilities	Current liabilities	Notional amount	<1 year	1 to 5 years	>5 years
Swap (cash flow hedge) in euros	-	-	-	-	-	-	-	-
Swap (cash flow hedge) in foreign currency	-	-	-	-	-	-	-	-
Options eligible for hedge accounting in euros	6.0	2.6	0.5	2.4	100.0	75.0	25.0	-
Options eligible for hedge accounting in foreign currency	-	-	-	-	-	-	-	-
Swaps not eligible for hedge accounting in euros	-	-	-	-	-	-	-	-
Options not eligible for hedge accounting in euros	-	-	-	-	-	-	-	-
TOTAL INTEREST RATE HEDGES	**6.0**	**2.6**	**0.5**	**2.4**	**100.0**	**75.0**	**25.0**	**-**

The remeasurement of these financial instruments in equity is recognised in *Other comprehensive income.*

The remeasurement of these financial instruments in profit or loss is recognised in *Other financial income and expenses*.

The profit or loss and equity impacts of the Group's interest rate hedging instruments are as follows:

	Balance sheet amounts					Changes in fair value			
							Profit or loss impact		
(in millions of euros)	31/12/2021	Changes in fair value	Changes in scope	Other changes	31/12/2022	Equity impact	Ineffective portion of cash flow hedges	Fair value hedges	Trading
Swap (cash flow hedge) in euros	-	-	-	-	-	-	-	-	-
Swap (cash flow hedge) in foreign currency	-	-	-	-	-	-	-	-	-
Options eligible for hedge accounting in euros	0.3	5.4	-	-	5.7	3.7	1.8	-	-
Options eligible for hedge accounting in foreign currency	-	-	-	-	-	-	-	-	-
Swaps not eligible for hedge accounting in euros	-	-	-	-	-	-	-	-	-
Options not eligible for hedge accounting in foreign currency	-	-	-	-	-	-	-	-	-
TOTAL PRE-TAX IMPACT	**0.3**	**5.4**	**-**	**-**	**5.7**	**3.7**	**1.8**	**-**	**-**

20230726031131

The sensitivity of the interest rate derivatives portfolio to a plus or minus 50-basis-point change in the euro yield curves at 31 December 2022 is as follows:

(in millions of euros)	-50 bp		+50 bp	
	Equity impact	**P&L impact (hedge ineffective-ness)**	**Equity impact**	**P&L impact (hedge ineffective-ness)**
Swaps (cash flow hedge) in euros	-	-	-	-
Swaps (cash flow hedge) in foreign currency	-	-	-	-
Swaps not eligible for hedge accounting	-	-	-	-
Options eligible for hedge accounting in euros	-0.8	-	0.8	-
Options eligible for hedge accounting in foreign currency	-	-	-	-
Options not eligible for hedge accounting in foreign currency	-	-	-	-
TOTAL	**-0.8**	**-**	**0.8**	**-**
Total impact	*-0.8*		*0.8*	

The total amount of gross borrowings subject to interest rate risk was €159.7 million. Interest rate hedges in force at 31 December 2022 reduced this exposure to €59.7 million.

The Group's residual exposure to interest rate risk is as follows:

(in millions of euros)	**Rate**	**31/12/2022**	**Less than 1 year**	**1 to 2 years**	**2 to 3 years**	**3 to 4 years**	**4 to 5 years**	**More than 5 years**
Short-term investment securities	Fixed rate	-	-	-	-	-	-	-
	Floating rate	17.7	17.7	-	-	-	-	-
Cash and cash equivalents	Floating rate	338.2	338.2	-	-	-	-	-
	Fixed rate	**-**	**-**	**-**	**-**	**-**	**-**	**-**
	Floating rate	**355.9**	**355.9**	**-**	**-**	**-**	**-**	**-**
Financial assets	**Total financial assets**	**355.9**	**355.9**	**-**	**-**	**-**	**-**	**-**
Bonds	Fixed rate	-250.0	-	-	-	-130.0	-120.0	-
Bank borrowings	Fixed rate	-60.0	-	-60.0	-	-	-	-
	Floating rate	-	-	-	-	-	-	-
NEU CP (commercial paper) & MTN	Fixed rate	-35.0	-35.0	-	-	-	-	-
	Floating rate	-160.0		-10.0	-	-	-	-
Other financial debt	Fixed rate	-3.2	-3.0	-2.5	1.1	1.1	0.2	-
	Floating rate	-	-	-	-	-	-	-
Current bank overdrafts	Floating rate	0.3	0.3	-	-	-	-	-
	Fixed rate	**-348.2**	**-38.0**	**-62.5**	**1.1**	**-128.9**	**-119.8**	**-**
	Floating rate	**-159.7**	**-149.7**	**-10.0**	**-**	**-**	**-**	**-**
Financial liabilities (gross exposure before hedging)	**Total financial liabilities**	**-507.9**	**-187.7**	**-72.5**	**1.1**	**-128.9**	**-119.8**	**-**
	FIXED RATE	**-348.2**	**-38.0**	**-62.5**	**1.1**	**-128.9**	**-119.8**	**-**
NET EXPOSURE BEFORE HEDGING	**FLOATING RATE**	**196.2**	**206.2**	**-10.0**	**-**	**-**	**-**	**-**
	Fixed-rate payer swaps in euros	-	-	-	-	-	-	-
	Fixed-rate payer swaps in foreign currency	-	-	-	-	-	-	-
Interest rate hedging instruments	Fixed-rate payer options	100.0	75.0	25.0	-	-	-	-
	FIXED RATE	**-448.2**	**-113.0**	**-87.5**	**1.1**	**-128.9**	**-119.8**	**-**
GROSS EXPOSURE AFTER HEDGING	**FLOATING RATE**	**-59.7**	**-74.7**	**15.0**	**-**	**-**	**-**	**-**
	FIXED RATE	**-448.2**	**-113.0**	**-87.5**	**1.1**	**-128.9**	**-119.8**	**-**
NET EXPOSURE AFTER HEDGING	**FLOATING RATE**	**296.2**	**281.2**	**15.0**	**-**	**-**	**-**	**-**

The fair value of interest rate hedging derivatives is measured using the following assumptions:

- level 1: Quoted data: 0%;
- level 2: Observable data: 100%;
- level 3: Internal models: 0%.

12.5.4. Foreign exchange risk

The Group is subject to three main types of risks linked to fluctuations in exchange rates:

- translation risk in the various financial statements making up the Group's consolidated financial statements for business conducted in countries with a functional currency other than the euro;
- transaction risk linked to purchases and sales of services, where the transaction currency is different from that of the country in which the service is recognised;
- financial foreign exchange risk arising from the Group's foreign-currency borrowings (risk arising from changes in the value of the financial debt denominated in pounds sterling).

As part of its general risk management policy, the Group systematically hedges against foreign currency transaction risks that constitute material risks for the Group as a whole.

Centralised management of foreign currency transaction risk is in place with the Group's main entities (apart from India). Sopra Steria Group acts as the centralising entity, granting exchange rate guarantees to subsidiaries and, after netting internal exposures, hedges the residual exposure through the use of derivatives.

Foreign exchange risk hedging mainly relates to transaction exposures involving the Group's production platforms in India, Poland and Tunisia, and certain commercial contracts denominated in US dollars and in Norwegian kroner. These hedges cover both invoiced items and future cash flows: changes in fair value corresponding to these hedges are taken to profit or loss for invoiced items and to equity for future cash flows.

The remeasurement through profit or loss of these financial instruments hedging balance sheet items is offset by the revaluation of foreign currency receivables over the period.

The Group's Finance Department provides hedging via futures or options entered into either on organised markets or over the counter with top-tier counterparties that are members of the banking syndicate.

The Group's policy is not to conduct speculative transactions on financial markets.

Finally, the structure of the Group's net financial debt, which includes a multi-currency notional cash pooling arrangement with borrowing positions in pounds sterling, provides a natural (if only partial) hedge against currency translation risk on net assets, recognised directly in the balance sheet. Similarly, in connection with an acquisition in Sweden, the Group entered into a hedging arrangement for the Swedish krona to cover its financing requirements for this entity.

The balance sheet value of the Group's foreign currency hedging instruments, and applicable notional amounts hedged, are as follows:

(in millions of euros)	Fair value 31/12/2022				Notional amount	Maturity		
	Non-current assets	Current assets	Non-current liabilities	Current liabilities		<1 year	1 to 5 years	>5 years
Fair value hedges								
Foreign currency forwards	-	4.2	-	0.4	115.6	115.6	-	-
Foreign currency options	-	-	-	-	-	-	-	-
Cash flow hedges								
Foreign currency forwards	1.3	2.0	3.2	0.5	243.9	72.7	171.2	-
Foreign currency options	0.2	0.6	-	0.1	15.7	13.6	2.1	-
Instruments not designated for hedging*	-	-	-	-	**7.1**	**6.0**	**1.1**	-
TOTAL FOREIGN CURRENCY HEDGES	**1.4**	**6.7**	**3.2**	**1.1**	**382.3**	**207.9**	**174.4**	**-**

** The Group hedges the foreign exchange transaction risk but chooses in certain cases not to apply hedge accounting.*

The remeasurement of these financial instruments in profit or loss is recognised in *Other current operating income and expenses*, with the exception of the time value and the impact of financial instruments not eligible for hedge accounting, which are recognised in *Other financial income and expenses*.

2023072603132

The profit or loss and equity impacts of the Group's foreign currency hedging instruments are as follows:

	Balance sheet amounts					Changes in fair value			
						Profit or loss impact			
(in millions of euros)	31/12/2021	Changes in fair value	Changes in scope	Other changes	31/12/2022	Equity impact	Ineffective portion of cash flow hedges	Fair value hedges	Trading
Fair value hedges									
Foreign currency forwards	3.7	-	-	-	3.7	-	-	-	-
Foreign currency options	-	-	-	-	-	-	-	-	-
Cash flow hedges									
Foreign currency forwards	3.1	-3.6	-	-	-0.5	-3.6	-	-	-
Foreign currency options	-0.3	0.9	-	-	0.6	0.6	-	0.3	-
Instruments not designated for hedging	-	-	-	-	**-0.1**	-	-	-	-
TOTAL PRE-TAX IMPACT	**6.5**	**-2.7**	-	-	**3.8**	**-3.0**	-	**0.4**	-

Exposure to foreign exchange risk is as follows:

COMMERCIAL TRANSACTIONS

(in millions of euros)	GBP	NOK	EUR	INR	TND	USD	SEK	PLN	Other	TOTAL
Assets	38.9	-	77.7	-	1.3	10.5	-	-	4.1	132.5
Liabilities	1.4	-	11.6	-	6.3	8.0	-	-	21.8	49.1
Foreign currency commitments	-	-	-	-	-	-	-	-	-	-
Net position before hedging	**37.6**	-	**66.1**	-	**-5.0**	**2.4**	-	-	**-17.7**	**83.4**
Hedging instruments	99.3	16.6	186.0	-	-11.7	-2.8	-	-43.1	-	244.3
NET POSITION AFTER HEDGING	**-61.7**	**-16.7**	**-119.9**	-	**6.8**	**5.2**	-	**43.1**	**-17.7**	**-160.9**

FINANCING INCLUDING CURRENT ACCOUNT

(in millions of euros)	GBP	NOK	EUR	INR	TND	USD	SEK	PLN	Other	TOTAL
Assets	295.3	58.9	-	15.4	1.0	1.0	-	0.7	33.2	405.3
Liabilities	17.4	-	-10.3	-	-	7.0	16.8	-	16.5	47.5
Foreign currency commitments	-	-	-	-	-	-	-	-	-	-
Net position before hedging	**277.8**	**58.9**	**10.3**	**15.4**	**1.0**	**-6.1**	**-16.8**	**0.7**	**16.7**	**357.8**
Hedging instruments*	297.5	-	-	-	-	-	-17.8	-	-	279.7
NET POSITION AFTER HEDGING	**-19.7**	**58.9**	**10.3**	**15.4**	**1.0**	**-6.1**	**1.0**	**0.7**	**16.7**	**78.1**

** Net investment hedge in foreign currency.*

TOTAL (MARKET POSITIONS + FINANCING)

(in millions of euros)	GBP	NOK	EUR	INR	TND	USD	SEK	PLN	Other	TOTAL
Assets	334.2	58.9	77.7	15.4	2.3	11.4	0.0	0.7	37.3	537.8
Liabilities	18.8	0.0	1.3	0.0	6.3	15.1	16.8	0.0	38.3	96.6
Foreign currency commitments	-	-	-	-	-	-	-	-	-	-
Net position before hedging	**315.4**	**58.9**	**76.4**	**15.4**	**-4.0**	**-3.6**	**-16.8**	**0.7**	**-1.0**	**441.3**
Hedging instruments	396.8	16.6	186.0	-	-11.7	-2.8	-17.8	-43.1	-	524.0
NET POSITION AFTER HEDGING	**-81.4**	**42.2**	**-109.6**	**15.4**	**7.7**	**-0.9**	**1.0**	**43.8**	**-1.0**	**-82.8**

SENSITIVITY ANALYSIS

(in millions of euros)	GBP	NOK	EUR	INR	TND	USD	SEK	PLN	Other	TOTAL
Currency change assumption (appreciation)	5%	5%	5%	5%	5%	5%	5%	5%	5%	
NET PROFIT IMPACT	**0.2**	-	**0.5**	-	**-0.2**	**-0.1**	-	**0.1**	**-0.4**	**0.2**
EQUITY IMPACT	**-4.3**	**2.2**	**-6.0**	**0.8**	**0.5**	-	-	**2.1**	**0.3**	**-4.3**

12.5.5. Equity risk

The Group does not hold any investments in equities or any significant equity interests in listed companies other than Axway Software shares accounted for under the equity method (see Note 10) and the shares in CS Group (see Note 7.1.1).

At 31 December 2022, the value of treasury shares was €68.6 million.

Given the limited number of treasury shares it holds (1.69% of the share capital), the Group is not materially exposed to equity risk. Furthermore, since the value of treasury shares is deducted from equity, changes in the share price have no impact on the consolidated income statement.

NOTE 13 CASH FLOWS

13.1. Change in net financial debt

(in millions of euros)	31/12/2021	Proceeds from/ (Payments on)	Changes in scope	Translation adjustments	Other movements	31/12/2022
Bonds excluding accrued interest	250.0	-	-	-	-	250.0
Bank borrowings excluding accrued interest	148.1	-88.1	-	-	-	60.0
Other sundry financial debt excluding current accounts and accrued interest	145.0	54.7	-	-0.1	-	199.6
Financial debt in the cash flow statement	**543.1**	**-33.4**	**-**	**-0.1**	**-**	**509.6**
Current accounts	-	0.6	0.7	-1.2	-	-
Accrued interest on financial debt	0.9	-2.3	-	-	-	-1.4
Financial debt excluding current bank overdrafts	**544.0**	**-35.1**	**0.7**	**-1.4**	**-**	**508.2**
Current bank overdrafts	-0.2	16.5	-	-12.9	-3.0	0.3
Short-term investment securities	25.2	-11.3	-	-0.4	-	13.5
Cash and cash equivalents	191.9	134.7	4.1	8.6	3.0	342.4
Net cash in the cash flow statement	**216.9**	**139.9**	**4.1**	**-4.7**	**-**	**356.2**
NET FINANCIAL DEBT	**327.1**	**-175.0**	**-3.5**	**3.4**	**-**	**152.0**
Change in net financial debt			**-175.1**			

The breakdown provided in the *Change in net financial debt* table explains the purposes of the new borrowings and repayments of existing borrowings recognised in the cash flow statement.

The change in net financial debt is broken down into indicators. *Net cash from operating activities* is based on *Operating profit on business activity*, after deducting the depreciation, amortisation and the provisions it includes, which gives *EBITDA*, and other non-cash items adjusted for tax paid, restructuring and integration costs, and the change in the working capital requirement. It differs from *Net cash from operating activities* as shown in the consolidated cash flow statement presented in the financial statements on page 194, in that this caption includes the cash impact of *Other financial income and expenses* (see Note 12.1.2).

Free cash flow is defined as net cash from operating activities adjusted for the impact of purchases (net of disposals) of property, plant and equipment and intangible assets during the period; lease payments; all financial income and expenses payable or receivable (except those related to lease liabilities); and additional contributions paid to cover any deficits in certain defined-benefit pension plans.

Adjusted for net cash generated by financing activities and the impact of exchange rate fluctuations on net debt, this explains the change in net financial debt.

2023072603133

(in millions of euros)	Financial year 2022	Financial year 2021
Operating profit on business activity	**453.1**	**379.2**
Depreciation, amortisation and provisions (excluding allocated intangible assets)	144.4	173.2
EBITDA	**597.5**	**552.3**
Non-cash items	0.8	-5.2
Tax paid	-87.8	-77.3
Impairment of current assets	4.6	4.3
Change in current operating WCR	6.1	23.2
Non-recurring costs, including reorganisation and restructuring costs	-17.8	-36.6
Net cash flow from operating activities	**503.4**	**460.7**
Purchase of property, plant and equipment and intangible assets	-94.2	-54.6
Proceeds from sale of property, plant and equipment and intangible assets	0.1	0.2
Net change from investing activities involving property, plant and equipment and intangible assets	**-94.1**	**-54.4**
Lease payments	-94.5	-105.8
Net interest (excluding interest on lease liabilities)	-8.6	-6.3
Additional contributions related to defined-benefit pension plans	-18.9	-29.8
Free cash flow	**287.2**	**264.4**
Impact of changes in scope	-13.8	-102.3
Impact of payments relating to non-current financial assets	-10.3	-4.4
Impact of receipts relating to non-current financial assets	1.6	2.9
Dividends paid	-71.6	-46.3
Dividends received	2.8	2.8
Capital increases	-	-
Purchase and sale of treasury shares	-17.5	-16.2
Other cash flows relating to investing activities	-	-
Net cash flow	**178.5**	**100.8**
Impact of changes in foreign exchange rates	-3.4	-2.3
Impact of changes in accounting policies (IFRS 16)	-	-
CHANGE IN NET FINANCIAL DEBT	**175.1**	**98.5**
Cash and cash equivalents – Beginning of period	216.9	245.0
Non-current financial debt – Beginning of period	-448.4	-564.5
Current financial debt – Beginning of period	-95.6	-106.0
Net financial debt – Beginning of period	**-327.1**	**-425.6**
Cash and cash equivalents – End of period	356.2	216.9
Non-current financial debt – End of period	-320.1	-448.4
Current financial debt – End of period	-188.0	-95.6
Net financial debt – End of period	**-152.0**	**-327.1**
CHANGE IN NET FINANCIAL DEBT	**175.1**	**98.5**

Free cash flow came to €287.2 million (€264.4 million in 2021). This performance was mainly due to a significant improvement in *EBITDA* following strict management of the working capital requirement.

Outflows related to acquisitions of companies, recognised within *Impact of changes in scope*, totalled €13.8 million. Those that took place in 2022 are described in Note 2.1. They break down as follows:

(in millions of euros)	Financial year 2022	Financial year 2021
Cost of acquisitions paid (excluding earn-outs)	-17.3	-98.7
Net debt/(Net cash) of acquired companies	4.2	-3.5
Earn-outs	-	-
Disposal price for shares sold in consolidated equity investments	0.1	-
Cash transferred out/ Deconsolidated entities	-0.7	-
TOTAL	**-13.8**	**-102.3**

In 2021, they mainly included the acquisitions of EVA Group, EGGS Design and Labs, and the exercise of the put option for Tecfit shares.

As a result of these effects, net financial debt at 31 December 2022 decreased to €152.0 million, compared with €327.1 million at 31 December 2021.

20230726603134

13.2. Reconciliation of WCR with the cash flow statement

The impact of the components of the operating working capital requirement shown on the balance sheet on cash generation can be broken down as follows:

(in millions of euros)	31/12/2022	31/12/2021	Net change	Of which: Items not included in WCR	Of which: WCR items	Change in WCR items without cash impact: Foreign exchange	Change in WCR items without cash impact: Other	Impact on cash flow statement
Other non-current financial assets	52.6	40.5	12.1	4.5	7.6	-0.2	0.1	-7.8
■ Other loans and receivables	45.2	37.6	7.6	-	7.6	-0.2	0.1	-7.8
■ Other non-current financial assets	7.4	2.9	4.5	4.5	-	-	-	-
Non-current assets	**52.6**	**40.5**	**12.1**	**4.5**	**7.6**	**-0.2**	**0.1**	**-7.8**
Trade receivables and related accounts	1,104.2	1,020.1	84.1	-	84.1	-12.8	1.3	-95.7
■ Trade receivables	707.4	650.3	57.2	-	57.2	-6.1	0.2	-63.0
■ Accrued income	396.7	369.8	26.9	-	26.9	-6.8	1.0	-32.6
Other current receivables	410.6	447.9	-37.3	19.0	-56.2	-4.2	-1.4	50.6
Current assets	**1,514.8**	**1,468.0**	**46.8**	**19.0**	**27.9**	**-17.1**	**-0.1**	**-45.1**
Non-current assets classified as held for sale	-	-	-	-	-	-	-	-
TOTAL ASSETS	**1,567.4**	**1,508.4**	**58.9**	**23.5**	**35.5**	**-17.3**	**-0.1**	**-52.8**
Retirement benefits and similar obligations – Liabilities	-14.1	-11.6	-2.5	-	-2.5	0.4	-4.4	-1.5
■ Other long-term employee benefits	-14.1	-11.6	-2.5	-	-2.5	0.4	-4.4	-1.5
Other non-current liabilities	-15.5	-15.8	0.3	0.5	-0.1	0.3	0.8	1.2
Non-current liabilities	**-29.6**	**-27.4**	**-2.1**	**0.5**	**-2.6**	**0.6**	**-3.6**	**-0.4**
Trade payables	-318.2	-328.9	10.6	-	10.6	1.7	2.5	-6.5
Advances and payments on account received for orders	-18.2	-27.9	9.7	-	9.7	0.1	-	-9.6
Deferred income on client projects	-400.9	-390.5	-10.4	-	-10.4	6.0	-0.6	15.8
Other current liabilities	-1,043.9	-935.2	-108.7	-8.5	-100.2	15.7	-45.4	70.6
Current liabilities	**-1,781.2**	**-1,682.5**	**-98.7**	**-8.5**	**-90.3**	**23.5**	**-43.4**	**70.3**
Liabilities related to non-current assets classified as held for sale	-	-	-	-	-	-	-	-
TOTAL LIABILITIES	**-1,810.8**	**-1,709.9**	**-100.9**	**-8.0**	**-92.9**	**24.1**	**-47.1**	**69.9**
TOTAL WCR	**-243.4**	**-201.5**	**-41.9**	**15.5**	**-57.4**	**6.8**	**-47.1**	**17.1**

13.3. Other cash flows in the consolidated cash flow statement

Beyond the changes presented in the *Change in net financial debt* table, the consolidated cash flow statement presented on page 194 was affected by movements related to financing activities. Inflows and outflows relating to financial debt mainly consist of the change in NEU CP (up €40 million in 2022) and an €88.0 million repayment in respect of the amount remaining due on the previous amortising syndicated loan (see Note 12.3.2).

NOTE 14 EQUITY AND EARNINGS PER SHARE

14.1. Equity

The consolidated statement of changes in equity is presented on page 193.

14.1.1. Changes in share capital

At 31 December 2022, Sopra Steria Group had a share capital of €20,547,701, the same as at 31 December 2021. It is represented by 20,547,701 fully paid-up shares with a par value of €1 each.

14.1.2. Transactions in treasury shares

At 31 December 2022, the value of treasury shares recognised as a deduction from consolidated equity was €68.6 million, consisting of 348,222 shares, including 236,957 shares held by UK trusts falling within the consolidation scope and 111,265 shares acquired by Sopra Steria Group, 20,442 of which were acquired under the liquidity agreement and the rest of which were acquired to make any potential share-based payments. This value also includes €14.8 million relating to the Group's commitment to acquire shares on the market for its free performance share plans (see Note 5.4.1).

All of the Sopra Steria Group shares held by the parent company or any of its subsidiaries are recognised at their acquisition cost, deducted from consolidated equity.

14.1.3. Dividends

At Sopra Steria Group's General Meeting of 1 June 2022, the shareholders resolved to distribute an ordinary dividend of €65.8 million in respect of financial year 2021, equating to €3.20 per share. The dividend was paid on 8 June 2022 for a total of €65.1 million, net of the dividend on treasury shares.

The dividend paid in 2021 in respect of financial year 2020 was €41.1 million, equating to €2.00 per share.

14.1.4. Accumulated translation reserves

In line with the principles described in Note 1.4.2.b, accumulated translation reserves include the gains or losses arising on translation from the functional currencies of the Group's entities to the presentation currency as well as the currency hedging effects of net investments in foreign operations. Movements are recorded in *Other comprehensive income*. Accumulated translation reserves also reflect the translation effects of gains or losses on disposals of foreign operations.

At 31 December 2022, accumulated translation reserves by currency were as follows:

(in millions of euros)	31/12/2022	31/12/2021
Swiss franc	12.8	10.4
Pound sterling	-92.2	-60.6
Indian rupee	-7.9	-2.5
Norwegian krone	-26.0	-18.6
Polish zloty	-0.7	-0.6
Singapore dollar	-0.5	-0.1
Tunisian dinar	-3.6	-3.6
US dollar	-0.4	-0.1
Other currencies	10.7	7.3
ACCUMULATED TRANSLATION RESERVES (ATTRIBUTABLE TO THE GROUP)	**-107.7**	**-68.4**

The "Other currencies" category mainly includes the accumulated translation reserves of associates, and chiefly Axway Software, in the amount of €12.5 million (€7.9 million at 31 December 2021).

14.1.5. Non-controlling interests

The contributions to the income statement and balance sheet of non-controlling interests mainly come from joint ventures formed with the UK authorities in the United Kingdom: NHS SBS, 50%-owned by the UK Department of Health, and SSCL, 25%-owned by the Cabinet Office. The Group has 50% and 75% control, respectively. They also relate to Sopra Financial Technology GmbH, acquired in 2019.

The Group has granted the Cabinet Office a put option to sell the shares it holds in SSCL.

Due to the accounting treatment of the put option granted in respect of SSCL shares, the amount of non-controlling interests on the balance sheet mainly relates to the UK Department of Health's share in the net assets of NHS SBS (€40.1 million), and the share of the German banking network Sparda's cooperative banks in Sopra Financial Technology GmbH (€2.9 million).

In the income statement, amounts attributable to non-controlling interests mainly comprised €9.0 million for SSCL, €4.5 million for NHS SBS and -€12.3 million for Sopra Financial Technology GmbH.

2023072603135

Summary financial information for SSCL, NHS SBS and Sopra Financial Technology GmbH is as follows:

	31/12/2022		
(in millions of euros)	**SSCL**	**NHS SBS**	**SFT**
Non-current assets	14.1	28.1	90.0
Current assets	251.1	87.5	20.7
Non-current liabilities	3.2	7.3	55.8
Current liabilities	121.0	28.0	46.8
Revenue	337.4	118.4	160.5
Net profit	36.2	9.1	-25.2

Non-controlling interests arise where a portion of equity ownership in a subsidiary is not attributable directly or indirectly to the parent company.

When non-controlling interests have an option to sell their investment to the Group, a financial liability is recorded in *Other non-current liabilities* (see Note 7.4) for the present value of the option's estimated exercise price. The offset of the financial liability generated by these commitments is deducted from:

- the corresponding amount of non-controlling interests initially; and
- the Group's share of consolidated reserves for the remainder.

Subsequent changes in this put option arising from changes in estimates or relating to the unwinding of discount are offset against the corresponding non-controlling interests and the remainder is deducted from the Group's share of consolidated reserves.

14.1.6. Capital management objectives, policy and procedures

The Company's capital is solely composed of the items disclosed in the balance sheet. There are no financial liabilities considered to be components of capital and, conversely, there are no equity components not considered to be part of the Company's capital.

The Company is not subject to any external constraints on its capital.

Treasury shares are detailed in Note 14.1.2.

The only potentially dilutive instruments are the free shares granted under Sopra Steria's free performance share plans (see Note 5.4.1).

14.2. Earnings per share

	Financial year 2022	Financial year 2021
Net profit attributable to the Group (in millions of euros) (a)	247.8	187.7
Weighted average number of ordinary shares outstanding (b)	20,547,701	20,547,701
Weighted average number of treasury shares (c)	283,129	307,582
Weighted average number of shares outstanding excluding treasury shares (d) = (b) - (c)	20,264,572	20,240,119
BASIC EARNINGS PER SHARE (IN EUROS) (A/D)	**12.23**	**9.27**

	Financial year 2022	Financial year 2021
Net profit attributable to the Group (in millions of euros) (a)	247.8	187.7
Weighted average number of shares outstanding excluding treasury shares (d)	20,264,572	20,240,119
Dilutive effect of instruments that give rise to potential ordinary shares (e)	167,192	186,320
Theoretical weighted average number of equity instruments (f) = (d) + (e)	20,431,764	20,426,439
DILUTED EARNINGS PER SHARE (IN EUROS) (A / F)	**12.13**	**9.19**

The method used to calculate earnings per share is set out below.

Treasury shares are detailed in Note 14.1.2.

Potentially dilutive instruments are presented in Note 5.4.

Earnings per share as stated in the income statement are calculated on the basis of the Group's share in the net profit as follows:

- basic earnings per share are based on the weighted average number of shares outstanding during the financial year, calculated according to the dates when the funds arising from cash share issues were received and, in respect of shares issued for contributions in kind via equity, the date on which the corresponding new Group companies were consolidated for the first time;
- diluted earnings per share are calculated by adjusting the Group's share of net profit and the weighted average number of shares outstanding for the dilutive effect of share subscription option plans in force at the financial year-end and free share plans. The treasury stock method is applied on the basis of the average share price for the year.

NOTE 15 RELATED-PARTY TRANSACTIONS

15.1. Transactions with equity-accounted associates and non-consolidated entities

(In millions of euros)	31/12/2022	31/12/2021
Transactions between Sopra Steria Group and the Axway Software Group		
Sales of goods and services	0.1	0.2
Purchases of goods and services	-2.2	-2.9
Operating receivables	-	-
Operating payables	-0.5	-1.1
Financial income	-	-
Financial receivables (current account)	-	-
Transactions between Sopra Steria Group subsidiaries and the Axway Software Group		
Sales of goods and services	9.4	7.3
Purchases of goods and services	-3.0	-2.9
Operating receivables	1.5	1.1
Operating payables	-2,8	-1.2
Financial income	-	-
Financial receivables (current account)	-	-
Transactions between Sopra Steria Group and holding company Sopra GMT		
Sales of goods and services	0.2	0.2
Purchases of goods and services	-1.5	-1.3
Operating receivables	-	-
Operating payables	-0.2	-0.4
Financial income	-	-
Financial receivables (current account)	-	-

15.2. Subsidiaries and equity interests

Transactions and balances between Sopra Steria Group and its subsidiaries were eliminated in full on consolidation, since all of the subsidiaries are fully consolidated.

Non-consolidated equity investments are all recognised within *Non-consolidated securities* (see Note 7.1.1).

20230726031136

NOTE 16 OFF-BALANCE SHEET COMMITMENTS

16.1. Commitments given related to current operations

(in millions of euros)	31/12/2022	31/12/2021
Bank guarantees for project completion	15.8	16.9
Other guarantees	4.2	4.2
TOTAL	**20.0**	**21.1**

Under the IT service contracts it enters into with its clients, the Group may, if formally requested by its clients, provide bank guarantees in respect of the performance of obligations undertaken in these contracts. The amount of these guarantees was €15.8 million at 31 December 2022 (€16.9 million at 31 December 2021). To date, no use has ever been made of any such guarantee.

In addition, the Group is not exposed under its leases to future cash outflows, which were not taken into account in the measurement of its lease liabilities at 31 December 2022. At 31 December 2021, lease commitments not yet recognised in the balance sheet came to €66.4 million.

16.2. Commitments received

(in millions of euros)	31/12/2022	31/12/2021
Unused credit facilities	1,150.0	950.0
Unused current bank overdrafts	161.5	161.4
Other commitments received	-	0.9
TOTAL	**1,311.5**	**1,112.3**

As part of a cash pooling arrangement set up in 2012 between the entities of the Group and BMG (Bank Mendes Gans), Sopra Steria Group acts as guarantor for the amounts borrowed by its subsidiaries.

NOTE 17 SUBSEQUENT EVENTS

The conditions precedent for the acquisitions of CS Group and Tobania described in Note 2.2 were met after 31 December 2022, respectively on 28 February and on 2 March 2023.

No other subsequent events occurred after the end of financial year 2022.

NOTE 18 LIST OF GROUP COMPANIES

Company	Country	% control	% held	Consolidation method
France				
Sopra Steria Group	France	-	-	Parent company
Sopra Steria Infrastructure & Security Services	France	100.00%	100.00%	FC
XYZ 12 2016	France	100.00%	100.00%	FC
SSG 1	France	100.00%	100.00%	FC
CIMPA SAS	France	100.00%	100.00%	FC
CIMPA GmbH	Germany	100.00%	100.00%	FC
CIMPA Ltd	United Kingdom	100.00%	100.00%	FC
CIMPA PLM España SL	Spain	100.00%	100.00%	FC
Sopra Steria Polska	Poland	100.00%	100.00%	FC
Sopra Steria Group – Morocco branch	Morocco	100.00%	100.00%	FC
2MoRO SAS	France	100.00%	100.00%	FC
Galitt	France	100.00%	100.00%	FC
Soft-Maint Tunisie	Tunisia	100.00%	100.00%	FC
Sopra Steria Réassurance	Luxembourg	100.00%	100.00%	FC
BSSI North America Inc.	United States	100.00%	100.00%	FC
EVA Group Asia Pacific Pte	Singapore	100.00%	100.00%	FC
EVA Group HK Ltd	Hong Kong	100.00%	100.00%	FC
Eva Group Canada Think It Efficient	Canada	100.00%	100.00%	FC
Eva Maroc Solutions	Morocco	100.00%	100.00%	FC
United Kingdom				
Sopra Group Holding Ltd	United Kingdom	100.00%	100.00%	FC
Sopra Steria Ltd	United Kingdom	100.00%	100.00%	FC
Sopra Steria Services Ltd	United Kingdom	100.00%	100.00%	FC
Caboodle Solutions Ltd	United Kingdom	100.00%	100.00%	FC
ASL Information Services Limited	United Kingdom	100.00%	100.00%	FC
FI Group Limited	United Kingdom	100.00%	100.00%	FC
Steria BSP Ltd	United Kingdom	100.00%	100.00%	FC
NHS Shared Employee Services Limited	United Kingdom	100.00%	75.50%	FC
NHS Shared Business Services Ltd	United Kingdom	50.00%	50.00%	FC
Sopra Steria UK Corporate Ltd	United Kingdom	100.00%	100.00%	FC
Shared Services Connected Ltd (SSCL)	United Kingdom	75.00%	75.00%	FC
First Banking Systems	United Kingdom	100.00%	100.00%	FC
Firth Solutions Ltd	United Kingdom	100.00%	100.00%	FC
FI Academy Ltd	United Kingdom	100.00%	100.00%	FC
FI Kernel Ltd	United Kingdom	100.00%	100.00%	FC
Steria Employee Trustee Company Ltd	United Kingdom	100.00%	100.00%	FC
Steria Employee Trustee Cie Ltd	United Kingdom	100.00%	100.00%	FC
Xansa 2004 Employee Benefit Trust	United Kingdom	100.00%	100.00%	FC
Zansa Ltd	United Kingdom	100.00%	100.00%	FC
CXpartners	United Kingdom	100.00%	100.00%	FC
Sopra Steria Financial Services Ltd	United Kingdom	100.00%	100.00%	FC
Graffica Ltd	United Kingdom	100.00%	100.00%	FC
Xansa Cyprus (No. 1) Ltd	Cyprus	100.00%	100.00%	FC
Xansa Cyprus (No. 2) Ltd	Cyprus	100.00%	100.00%	FC
Sopra Steria India Ltd	India	100.00%	100.00%	FC
Sopra Steria Asia Pte Ltd	Singapore	100.00%	100.00%	FC
Other Europe				
Sopra Steria SE	Germany	100.00%	100.00%	FC
ISS Software GmbH	Germany	100.00%	100.00%	FC
Sopra Steria Services GmbH	Germany	100.00%	100.00%	FC
Sopra Financial Technology GmbH	Germany	51.00%	51.00%	FC
it-economics GmbH	Germany	100.00%	100.00%	FC
it-economics Bulgaria EOOD	Bulgaria	100.00%	100.00%	FC

2023072603137

Company	Country	% control	% held	Consolidation method
Sopra Steria Benelux	Belgium	100.00%	100.00%	FC
Sopra Steria Benelux – Luxembourg branch	Luxembourg	100.00%	100.00%	FC
Sopra Steria Benelux – Netherlands branch	Netherlands	100.00%	100.00%	FC
Sopra Steria PSF Luxembourg	Luxembourg	100.00%	100.00%	FC
Sopra Steria AG	Switzerland	100.00%	100.00%	FC
Sopra Steria Group SpA	Italy	100.00%	100.00%	FC
Sopra Steria España SAU	Spain	100.00%	100.00%	FC
Sopra Steria Euskadi SL	Spain	100.00%	100.00%	FC
Sopra Steria A/S	Denmark	100.00%	100.00%	FC
Sopra Steria AS	Norway	100.00%	100.00%	FC
Sopra Steria AB	Sweden	100.00%	100.00%	FC
Sopra Steria Sweden AB	Sweden	100.00%	100.00%	FC
Sopra Steria Holding AB	Sweden	100.00%	100.00%	FC
Bexor LLC	Russia	100.00%	100.00%	FC
Eggs Garage AS Norway	Norway	100.00%	100.00%	FC
Eggs Design AS Norway	Norway	100.00%	100.00%	FC
Eggs Design ApS Denmark	Denmark	100.00%	100.00%	FC
Sopra Banking Software				
Sopra Banking Software	France	100.00%	100.00%	FC
Sopra Steria Services	France	100.00%	100.00%	FC
SBS South Korea branch	South Korea	100.00%	100.00%	NC
O.R. System Polska	Poland	100.00%	100.00%	NC
Sopra Financial Solutions Iberia SL	Spain	100.00%	100.00%	FC
Sopra Banking Software Ltd	United Kingdom	100.00%	100.00%	FC
Field Solutions Ltd	United Kingdom	100.00%	100.00%	FC
Cassiopae Ltd	United Kingdom	100.00%	100.00%	FC
Apak Group Ltd	United Kingdom	100.00%	100.00%	FC
Sopra Banking Software US	United States	100.00%	100.00%	FC
Sopra Banking Software Belgium	Belgium	100.00%	100.00%	FC
Sopra Banking Software – Iceland branch	Iceland	100.00%	100.00%	FC
Sopra Banking Software Luxembourg	Luxembourg	100.00%	100.00%	FC
Sopra Banking Software Netherlands BV	Netherlands	100.00%	100.00%	FC
Sopra Banking Software GmbH	Germany	100.00%	100.00%	FC
Sopra Banking Software Solutions India Private Ltd	India	99.90%	99.90%	FC
Sopra Banking Software Singapore Pte Ltd	Singapore	100.00%	100.00%	FC
Beijing Sopra Science and Technology Ltd	China	100.00%	100.00%	FC
Sopra Banking Software Morocco	Morocco	100.00%	100.00%	FC
Steria Medshore SAS	Morocco	100.00%	100.00%	FC
Sopra Banking Software Morocco Sarl	Morocco	100.00%	100.00%	FC
Sopra Banking Software Tunisia	Tunisia	100.00%	100.00%	FC
Sopra Software Cameroun	Cameroon	95.00%	95.00%	FC
Sopra Banking Software Brasil Ltda	Brazil	100.00%	100.00%	FC
Sopra Banking Gabon	Gabon	100.00%	100.00%	FC
Sopra Banking Côte d'Ivoire	Côte d'Ivoire	100.00%	100.00%	FC
Sopra Banking Software Sénégal	Senegal	100.00%	100.00%	FC
SAMIC	Monaco	99.60%	99.60%	FC
SAB Méditerranée	Lebanon	98.00%	98.00%	FC
SAB Tunisie	Tunisia	99.99%	99.99%	FC
SAB Atlas	Morocco	100.00%	100.00%	FC
SAB Pacifique	Polynesia	100.00%	100.00%	FC
Sopra Financial Solutions FZCO	Dubai	100.00%	100.00%	FC
Sopra Banking Software Ireland Limited	Ireland	100.00%	100.00%	FC
Other Solutions				
Sopra HR Software	France	100.00%	100.00%	FC
Sopra HR Software Ltd	United Kingdom	100.00%	100.00%	FC
Sopra HR Software SPRL	Belgium	100.00%	100.00%	FC
Sopra HR Software Sarl	Luxembourg	100.00%	100.00%	FC
Sopra HR Software GmbH	Germany	100.00%	100.00%	FC
Sopra HR Software Sarl	Switzerland	100.00%	100.00%	FC

Company	Country	% control	% held	Consolidation method
Sopra HR Software Srl	Italy	100.00%	100.00%	FC
Sopra HR Software SL	Spain	100.00%	100.00%	FC
Sopra HR Software Sarl	Tunisia	100.00%	100.00%	FC
Sopra HR Software Sarl	Morocco	100.00%	100.00%	FC
Holocare AS	Norway	66.67%	66.67%	EM
Celescan Ltd	United Kingdom	50.00%	50.00%	EM
Axway Software	France	31.96%	31.96%	EM

FC: Fully consolidated.
EM: Equity method.
NC: Non-consolidated (non-consolidated companies are not considered significant).

The Group does not directly or indirectly control any special-purpose entities.

NOTE 19 STATUTORY AUDITORS' FEES

(in millions of euros excl. VAT)	Mazars network		Nexia network	
	2022	2021	2022	2021
Certification of the parent company and consolidated financial statements				
Sopra Steria Group	0.5	0.5	0.3	0.3
Fully consolidated subsidiaries	1.7	1.6	0.7	0.7
Subtotal	**2.2**	**2.1**	**1.0**	**1.0**
Services other than the certification of the accounts*				
Sopra Steria Group	0.1	0.2	-	-
Fully consolidated subsidiaries	0.2	0.3	0.1	-
Subtotal	**0.3**	**0.4**	**0.1**	**0.1**
TOTAL STATUTORY AUDITORS' FEES	**2.5**	**2.5**	**1.1**	**1.0**

** These services mainly relate to services performed in connection with the acquisition of entities (due diligence).*

Statutory Auditors' report on the consolidated financial statements

20230726031138

Financial year ended 31 December 2022

To the General Meeting of Sopra Steria Group SA,

Opinion

In compliance with the engagement entrusted to us by the shareholders at your General Meeting, we have audited the accompanying consolidated financial statements of Sopra Steria Group SA for the financial year ended 31 December 2022.

We certify that the consolidated financial statements are, with respect to IFRS as adopted in the European Union, true and fair and provide an accurate view of the results of your Company's operations for the financial year under review and of the financial position and assets and liabilities, at the end of the financial year, of the group formed by the persons and entities included in the scope of consolidation.

The opinion expressed above is consistent with our report to the Audit Committee.

Basis for opinion

AUDIT FRAMEWORK

We performed our audit in accordance with the professional standards applicable in France. We believe that the audit evidence we have obtained is sufficient and appropriate to provide a basis for our opinion.

Our responsibilities under those standards are further described in the section of this report entitled "Responsibilities of the Statutory Auditors relating to the audit of the consolidated financial statements".

INDEPENDENCE

We performed our audit in accordance with the independence rules provided by the French Commercial Code and the French Code of Ethics for Statutory Auditors for the period from 1 January 2022 to the date our report was issued, and in particular we have not provided any services prohibited by Article 5, paragraph 1 of Regulation (EU) No. 537/2014.

Justification of our assessments – Key audit matters

In accordance with the requirements of Articles L. 823-9 and R. 823-7 of the French Commercial Code relating to the justification of our assessments, we bring to your attention the key audit matters relating to the risks of material misstatement which, according to our professional judgment, were most significant for the audit of the consolidated financial statements for the financial year, as well as our responses to those risks.

These matters were addressed in the context of our audit of the consolidated financial statements as a whole and in forming our opinion thereon. We do not provide a separate opinion on specific items of the consolidated financial statements.

REVENUE RECOGNITION ON FIXED-PRICE CONTRACTS

(Note 4.1 to the consolidated financial statements)

Risk identified

Sopra Steria Group, one of Europe's key players in digital transformation, offers end-to-end, high-value-added services comprising consulting and systems integration, development of industry- and technology-specific solutions, IT infrastructure management, cybersecurity and business process services (BPS).

The Group's revenue to 31 December 2022 totalled €5.1 billion, a significant portion of which related to fixed-price contracts. Fixed-price contracts are characterised by commitments relating to the price, the end result and the deadline.

As presented in Note 4.1 to the consolidated financial statements, revenue from services performed under fixed-price contracts is recognised over time (and not at a specific point in time) using the percentage-of-completion method in the following two situations:

- the services are performed in the customer's environment or enhance a customer's asset. The customer obtains control as the asset is created or developed;
- the contract provides for the development of highly specific assets in the Group's environment (e.g. solutions) prior to implementation in the customer's infrastructure. The contract also provides for settlement of the value of such services in the event of termination for convenience (where the customer is entitled to do so). The Group has no alternative use for the asset created and has an enforceable right to payment for performance completed to date.

Revenue and profit generated over time from these services is recognised on the basis of a qualified estimate of the level of completion, measured as the difference between the contract value and the amount required to cover the total number of person-days remaining to be performed.

We considered the recognition of revenue on fixed-price contracts as a key audit matter due to its significance in the Group's financial statements and the level of judgment and estimation required by management to determine the revenue and income on completion from these contracts.

Our response

We familiarised ourselves with the internal control procedures implemented by the Group and tested the key controls relating to determining income from fixed-price contracts.

For a sample of contracts deemed material due to their financial impact and risk profile:

- we reconciled contractual data, including any contractual changes resulting from additional requests and contractual claims, with management and accounting data;
- we talked to management and project managers in order to assess the reasonable nature of the estimates made by management and corroborate the estimated amount allocated to cover the total number of person-days remaining to be performed, particularly in comparison with prior estimates and by reviewing correspondence with the client and assessing whether this has been translated correctly into the accounts. In performing this work we drew on experience acquired in previous financial years relating to similar contracts;
- for contracts subject to claims, we talked to the Group's legal department and reviewed correspondence with the client in order to assess the estimates made by management.

We also used substantive checks on a sample of trade receivables and accrued income in order to assess management's estimates relating to the prospect of recovering these receivables.

VALUATION AND IMPAIRMENT OF GOODWILL

(Notes 8.1.1 and 8.1.2 to the consolidated financial statements)

Risk identified

As at 31 December 2022, the net value of goodwill in the Group's consolidated financial statements was €1,943.9 million, equal to 39.43% of total assets.

As set in out in Notes 8.1.1 and 8.1.2 to the consolidated financial statements, goodwill is allocated to cash-generating units (CGUs) for the purposes of impairment tests. The Group's segmentation into CGUs is consistent with the operating structure of its businesses, its management and reporting system, and its segment reporting. Impairment tests are performed whenever there is an indication of impairment, and in any event at the balance sheet date of 31 December. These tests consist in comparing the CGU's carrying amount with its recoverable amount, which corresponds to the higher of (i) its fair value less costs of disposal and (ii) its value in use.

An impairment loss is recognised whenever the recoverable amount of goodwill is lower than the carrying amount the weighted average cost of capital.

To determine the value in use of the CGU, management primarily uses the discounted cash flow (DCF) method, which involves the use of key assumptions relating to each asset category, including in particular the perpetual growth rate and the discount rate based on the weighted average cost of capital.

Determining the recoverable amount of goodwill, which represents a particularly significant amount relative to total assets, is primarily based on management's judgment, in particular as regards the perpetual growth rate used to forecast cash flows and the discount rate applied. We therefore considered the valuation of goodwill and the implementation of impairment testing to be a key audit matter.

Our response

Our work consisted primarily of:

- reviewing the compliance of the methodology used by the Group with applicable accounting standards;
- assessing whether the allocation of assets to CGUs is exhaustive and complies with applicable accounting standards;
- assessing the reasonable nature of assumptions used to determine future cash flows in relation to operating data, with regard to the business and financial context for the Group's operations, and their consistency with the most recent estimates presented to the Board of Directors within the framework of budgetary processes;
- assessing, with the help of our valuation experts, the consistency of the perpetual growth rate and the weighted average unit cost of capital in all components;
- analysing the sensitivity of the value in use determined by management to a change in the main assumptions made, particularly for the following CGUs: France, UK, Banking, Italy, Benelux, Switzerland, Germany, Nordics, Spain, SFT and HR.

Lastly, we verified that Notes 2.1 and 8.1 to the consolidated financial statements provided appropriate information.

VALUATION AND IMPAIRMENT OF EQUITY-ACCOUNTED INVESTMENTS

(Note 10.2 to the consolidated financial statements)

Risk identified

As at 31 December 2022, the net value of equity-accounted investments in the Group's consolidated financial statements was €183.5 million, equal to 3.7% of total assets. These equity interests mainly correspond to the Group's stake in Axway Software in the amount of €181.7 million.

As explained in Note 10.2 to the consolidated financial statements, impairment tests are performed whenever there is an indication of impairment, and in any event at the balance sheet date of 31 December. These tests consist in comparing the carrying amount of equity-accounted investments with their recoverable amount, which corresponds to the higher of (i) their fair value less costs of disposal and (ii) their value in use:

- as Axway Software's shares are listed, their fair value less costs of disposal is equal to market price less costs to sell;
- to determine the value in use of equity-accounted investments, management primarily uses the discounted cash flow (DCF) method, which involves the use of key assumptions relating to each asset category, including in particular the perpetual growth rate and the discount rate based on the weighted average cost of capital.

An impairment loss is recognised whenever the recoverable amount of equity-accounted investments is lower than their carrying amount.

Determining the recoverable amount of equity-accounted investments is primarily based on management's judgment, in particular as regards the perpetual growth rate used to forecast cash flows and the discount rate applied. We therefore considered the valuation of equity-accounted investments and the implementation of impairment testing to be a key audit matter.

20230726031139

Our response

Our work consisted primarily of:

- reviewing the compliance of the methodology used by the Group with applicable accounting standards;
- assessing the reasonable nature of assumptions used to determine future cash flows in relation to operating data, with regard to the business and financial context for the Group's operations, and their consistency with the most recent estimates presented to the Board of Directors within the framework of budgetary processes;
- assessing, with the help of our valuation experts, the consistency of the perpetual growth rate and the weighted average unit cost of capital in all components;
- analysing the sensitivity of the value in use determined by management to a change in the main assumptions made.

Lastly, we verified that Note 10.2 to the consolidated financial statements provided appropriate information.

POST-EMPLOYMENT BENEFIT OBLIGATIONS

(Note 5.3.1 to the consolidated financial statements)

Risk identified

Post-employment benefits mainly concern the Group's obligations towards its employees to provide retirement bonuses in France and defined-benefit pension plans in the United Kingdom, Germany and other European countries (Belgium and Norway). The actuarial value of accumulated benefits as at 31 December 2022 was €137.7 million.

The net liability in respect of retirement benefits and similar obligations was calculated at the balance sheet date based on the most recent valuations available. Since these liabilities are covered by plan assets with a fair value of €1,194.2 million, the net liability at 31 December 2022 totalled €151.8 million. The most significant plan assets concern the United Kingdom and France.

Valuing pension plan assets and liabilities, as well as the actuarial cost for the financial year, requires a high level of judgment by management to determine appropriate assumptions to be made, such as the discount rate, inflation, future pay rises, staff turnover and mortality tables.

The change in some of these assumptions may have a material impact on determining the net liability recognised as well as on the Group's profit.

In view of the amounts represented by these obligations and associated plan assets, as well as the technical skill required to evaluate these amounts, we considered this type of post-employment benefit obligations to be a key audit matter.

Our response

We familiarised ourselves with the process for valuing post-employment benefit obligations implemented by the Group. A review of actuarial assumptions was performed by:

- assessing the discount rate and inflation in order to evaluate their consistency with market conditions;
- assessing the reasonable nature of assumptions relating to pay rises, staff turnover and mortality in order to evaluate their consistency with the specific characteristics of each plan and, where applicable, with national and sector benchmarks;
- reviewing calculations made by the Group's external actuaries.

As regards plan assets, we also assessed whether the assumptions made by management to value these assets and the documentation provided by management to justify the recognition of a net plan asset were appropriate.

Lastly, we verified the appropriateness of the information provided in Note 5.3.1 to the consolidated financial statements.

Specific verifications

We also performed the specific verifications in accordance with professional standards applicable in France and required by law in relation to the information on the Group contained in the Management Report of the Board of Directors.

We have no matters to report as to its fair presentation and its consistency with the consolidated financial statements.

We certify that the consolidated statement of non-financial performance in accordance with Article L. 225-102-1 of the French Commercial Code is provided in the information relating to the Group in the Management Report, it being understood that in accordance with Article L. 823-10 of the French Commercial Code, the information contained in this declaration has not been the subject of our verifications of sincerity or of consistency with the consolidated financial statements, and must be reported by an independent third party.

Report on other legal and regulatory requirements

FORMAT OF PRESENTATION OF THE CONSOLIDATED FINANCIAL STATEMENTS INTENDED TO BE INCLUDED IN THE ANNUAL FINANCIAL REPORT

We have also verified, in accordance with the professional standard applicable in France concerning the procedures performed by the Statutory Auditor relating to the parent company and consolidated financial statements presented in the European Single Electronic Format, that the presentation of the consolidated financial statements intended to be included in the Annual Financial Report mentioned in Article L. 451-1-2, I of the French Monetary and Financial Code (*Code monétaire et financier*), prepared under the responsibility of the Chief Executive Officer, complies with this format as defined in Commission Delegated Regulation (EU) 2019/815 of 17 December 2018. With regard to the consolidated financial statements, our work includes verifying that the tagging of these financial statements complies with the format defined in the aforementioned regulation.

Based on the work we have performed, we conclude that the presentation of the consolidated financial statements intended to be included in the Annual Financial Report complies, in all material respects, with the European Single Electronic Format.

Due to technical limitations involved in the microdata tags of the consolidated financial statements in accordance with the European Single Electronic Format for reporting, the content of certain tags in the notes to the consolidated financial statements may not be displayed identically to the consolidated financial statements attached to this report.

Furthermore, we have no responsibility to verify that the consolidated financial statements that will ultimately be included by your Company in the Annual Financial Report filed with the AMF correspond to those on which we have performed our work.

APPOINTMENT OF STATUTORY AUDITORS

Mazars was appointed Statutory Auditor of Sopra Steria Group SA by the shareholders at the General Meeting of 1 June 2000, and ACA Nexia by the shareholders at the General Meeting of 30 June 1986.

As at 31 December 2022, Mazars was in its 23rd consecutive year as Statutory Auditor and ACA Nexia in its 19th consecutive year as Statutory Auditor, respectively 23 years and 19 years since the Company's shares were first listed for trading on a regulated market.

Responsibilities of management and of those responsible for corporate governance relating to the consolidated financial statements

It is management's responsibility to prepare consolidated financial statements that provide an accurate view, in accordance with IFRS as adopted in the European Union, and to implement the internal controls it deems necessary to prepare consolidated financial statements free of material misstatement, whether due to fraud or error.

When preparing the consolidated financial statements, it is management's responsibility to assess the Company's ability to continue as a going concern, to provide in these statements, where appropriate, information relating to the going concern principle, and to apply the going concern principle, unless the Company will be dissolved or cease operations.

The Audit Committee is responsible for monitoring the process of preparing the financial information and the effectiveness of the internal control and risk management systems, and, where appropriate, the internal audit system, as regards procedures relating to the preparation and treatment of accounting and financial information.

The consolidated financial statements were approved by the Board of Directors.

Responsibilities of the Statutory Auditors relating to the audit of the consolidated financial statements

AUDIT AIM AND APPROACH

It is our responsibility to prepare a report on the consolidated financial statements. Our aim is to obtain reasonable assurance that the consolidated financial statements taken as a whole are free of material misstatement. Reasonable assurance corresponds to a high level of assurance, although this does not guarantee that an audit performed in accordance with professional standards systematically allows for all material misstatements to be detected. Misstatements may be due to fraud or error and are considered material when it can reasonably be expected that they may, taken individually or combined, influence the financial decisions of users made on the basis of the financial statements.

As specified in Article L. 823-10-1 of the French Commercial Code, our assignment of certifying the financial statements does not consist of guaranteeing the viability or quality of your Company's management.

Within the framework of an audit performed in accordance with professional standards applicable in France, the Statutory Auditor uses its professional judgment throughout the audit process. In addition:

- it identifies and assesses the risk of the consolidated financial statements containing material misstatements, whether due to fraud or error, defines and implements audit procedures in light of these risks, and collects evidence that it deems sufficient and appropriate to form a basis for its opinion. The risk of failure to detect a material misstatement due to fraud is higher than in the case of a material misstatement due to error, as fraud may involve collusion, falsification, deliberate omissions, false statements or circumvention of internal control procedures;
- it familiarises itself with internal controls relevant for the audit in order to define appropriate audit procedures under the circumstances, and not with the aim of expressing an opinion on the effectiveness of internal control procedures;
- it assesses the appropriateness of accounting policies used and the reasonable nature of accounting estimates made by management, as well as associated information provided in the consolidated financial statements;
- it assesses the appropriateness of management's application of the going concern principle and, depending on the evidence collected, whether or not any material uncertainty exists relating to events or circumstances that may call into question the Company's ability to continue as a going concern. This assessment relies on evidence collected up to the date of its report, noting that subsequent circumstances or events may call into question the continuity of operations. If it concludes that a material uncertainty exists, it shall draw readers' attention to the information provided in the consolidated financial statements relating to this uncertainty or, if this information is not provided or is not relevant, it shall give a qualified certification or refuse to certify the financial statements;
- it assesses the overall presentation of the consolidated financial statements and evaluates whether the consolidated financial statements reflect underlying transactions and events in a way that gives a true and fair view;

as regards financial information from persons or entities within the scope of consolidation, it collects information that it deems sufficient and appropriate to express an opinion on the consolidated financial statements. It is responsible for the management, supervision and performance of the audit of the consolidated financial statements as well as the opinion expressed on these financial statements.

REPORT TO THE AUDIT COMMITTEE

20230726031140

We send a report to the Audit Committee setting out in particular the scope of our audit work and the programme of works carried out, as well as the conclusions of our work. We also bring to its attention, if applicable, any significant weaknesses in internal control procedures that we have identified as regards procedures relating to the preparation and treatment of accounting and financial information.

The information provided in the report to the Audit Committee includes risks of material misstatement, which we deem to have been the most significant for our audit of the consolidated financial statements for the financial year and which therefore constitute key audit matters, which it is our duty to describe in this report.

We also provide the Audit Committee with the declaration required by Article 6 of Regulation (EU) No. 537-2014 attesting to our independence within the meaning of applicable regulations in France as set out in particular by Articles L. 822-10 to L. 822-14 of the French Commercial Code and in the French Code of Ethics for Statutory Auditors. If applicable, we shall discuss with the Audit Committee the risks to our independence and safeguarding measures implemented.

The Statutory Auditors
Paris and Courbevoie, 2 March 2023
French original signed by

ACA Nexia — **Mazars**

Sandrine Gimat — Alain Chavance — Jérôme Neyret

This is a free translation into English of the Statutory Auditors' report on the consolidated financial statements of the Company issued in French. It is provided solely for the convenience of English-speaking users. This Statutory Auditors' report includes information required under European regulations and French law, such as information about the appointment of the Statutory Auditors and the verification of information concerning the Group presented in the Management Report. This report should be read in conjunction with, and construed in accordance with, French law and professional auditing standards applicable in France.

20230726031141

6. Parent company financial statements

	Income statement	260
	Balance sheet	261
	Cash flow statement	262
1.	Company description	263
2.	**Significant events**	263
2.1.	Proposed acquisition of CS Group	263
2.2.	Renegotiation of senior debt	263
2.3.	Decision to approve the transfer of Groupe Steria SCA's tax losses	263
3.	**Accounting policies**	263
4.	**Notes to the income statement**	264
4.1.	Operating income	264
4.2.	Staff costs and employee benefits	265
4.3.	Net financial income	267
4.4.	Exceptional items	268
4.5.	Corporate income tax	268
5.	**Notes to the balance sheet**	269
5.1.	Non-current assets	269
5.2.	Other assets	274
5.3.	Equity	276
5.4.	Provisions for contingencies and losses	276
5.5.	Other liabilities	278
5.6.	Maturities of receivables and payables at the balance sheet date	283
6.	**Other information**	284
6.1.	Information on finance leases	284
6.2.	Off-balance sheet commitments	284
6.3.	Exceptional events and legal disputes	285
6.4.	Subsequent events	285
6.5.	Summary for the last five financial years	286
6.6.	Maturity schedule of trade payables and receivables	287
	Statutory Auditors' report on the parent company financial statements	288
	Statutory Auditors' special report on related-party agreements	292

Income statement

(in thousands of euros)	*Notes*	2022	2021
Net revenue	*4.1.1*	1,891,556	1,717,658
Other operating income		54,430	82,154
Operating income		**1,945,986**	**1,799,812**
Purchases consumed		750,614	638,632
Staff costs		999,612	963,011
Other operating expenses		13,984	20,071
Taxes and duties		33,537	30,588
Depreciation, amortisation, provisions and impairment		28,881	41,397
Operating expenses		**1,826,628**	**1,693,698**
Operating profit		**119,358**	**106,114**
Financial income and expenses	*4.3*	48,633	59,098
Pre-tax profit on ordinary activities		**167,991**	**165,212**
Exceptional income and expenses	*4.4*	160	-9,825
Employee profit-sharing and incentives	*4.2.1*	-16,517	-13,987
Corporate income tax	*4.5*	16,032	15,468
NET PROFIT		**167,666**	**156,867**

Balance sheet

20230726031142

Assets *(in thousands of euros)*	*Notes*	Gross value	Depreciation, amortisation and impairment	2022	2021
Intangible assets	*5.1.1*	284,623	84,911	199,711	200,785
Property, plant and equipment	*5.1.2*	182,474	119,528	62,945	56,281
Financial investments	*5.1.3*	1,950,405	67,720	1,882,684	1,929,074
Non-current assets		**2,417,501**	**272,160**	**2,145,341**	**2,186,141**
Inventories and work in progress	*5.2.1*	3,273	-	3,273	2,677
Trade receivables and related accounts	*5.2.2*	403,303	44	403,259	352,578
Other receivables, prepayments and accrued income	*5.2.3*	515,617	-	515,617	535,049
Cash and cash equivalents		308,634	-	308,634	151,242
Current assets		**1,230,827**	**44**	**1,230,783**	**1,041,546**
Debt issuance costs	*5.2.5*	383	-	383	475
Foreign currency translation losses	*5.2.5*	2,981	-	2,981	1,213
TOTAL ASSETS		**3,651,691**	**272,204**	**3,379,487**	**3,229,375**

Liabilities and equity *(in thousands of euros)*	*Notes*	2022	2021
Share capital		20,548	20,548
Share premium		531,477	531,477
Reserves		777,942	686,763
Profit for the year		167,666	156,867
Regulated provisions		-	-
Equity	*5.3*	**1,497,633**	**1,395,655**
Provisions	*5.4*	**161,981**	**141,156**
Financial debt	*5.5.1*	779,972	815,704
Trade payables and related accounts	*5.5.3*	171,824	139,604
Tax and social security payables	*5.5.4*	331,760	280,931
Other liabilities, accruals and deferred income	*5.5.5*	443,270	455,032
Liabilities		**1,716,826**	**1,691,271**
Foreign currency translation gains	*5.5.7*	3,046	1,293
TOTAL LIABILITIES AND EQUITY		**3,379,487**	**3,229,375**

Cash flow statement

(in thousands of euros)	*Notes*	2022	2021
Profit for the year		**167,666**	**156,867**
■ Non-monetary items with no cash impact			
■ Depreciation and amortisation of property, plant and equipment, intangible assets and financial investments	*5.1*	60,416	29,684
■ Gains and losses on disposal of assets		-176	1,017
■ Change in working capital requirement			
■ Change in provisions and other non-monetary items		18,009	3,257
■ Change in inventories		-596	410
■ Change in trade receivables		-50,680	6,340
■ Change in other receivables (excluding receivables on disposals of assets)		40,186	-7,785
■ Change in trade payables (excluding payables on purchases of assets)		32,220	11,514
■ Change in other payables		54,358	-39,639
Net cash from operating activities		**321,403**	**161,665**
Purchase of property, plant and equipment and intangible assets	*5.1.1 and 5.1.2*	-18,374	-18,959
Change in trade payables on fixed assets		-503	1,893
Proceeds from sale of property, plant and equipment and intangible assets		-	40
Purchase of long-term investment securities	*5.1.3*	-206	-15,834
Change in payables on securities	*5.5.5*	-	-1,550
Proceeds from sale of equity interests		589	642
Change in other financial investments		-9,039	-7,436
Net cash from/(used in) investing activities		**-27,533**	**-41,204**
Issuance of long-term borrowings	*5.5.1*		-
Repayment of long-term borrowings	*5.5.1*	-129,589	-71,341
Increase/(Decrease) in short-term borrowings	*5.5.1*	92,007	-50,000
Change in share capital	*5.3.1*		
Dividends paid	*5.3.1*	-65,688	-41,079
Change in Group current accounts and cash accounts related to the notional cash pool		-37,713	26,315
Change in long-term financial receivables	*5.1.3*	-6,000	-
Net cash from/(used in) financing activities		**-146,983**	**-136,105**
Net change in cash (excluding cash accounts related to the notional cash pool)		**146,887**	**-15,644**
Opening cash position (excluding cash accounts related to the notional cash pool)		130,136	145,780
Closing cash position (excluding cash accounts related to the notional cash pool)		277,023	130,136

2023072603143

1. Company description

Sopra Steria Group is the parent company of the Sopra Steria group.

Its registered office is located at 3 Rue du Pré Faucon in Annecy-le-Vieux (France), where its consolidated financial statements may be consulted.

It performs a number of roles:

- It operates as a holding company, holding financial interests through which it has direct or indirect control over Group companies.
- It implements the Group's funding policy, and as such ensures that the funding requirements of its subsidiaries are met. It also centrally manages market risks to which it and its subsidiaries are exposed;
- It operates in consulting, systems integration, software and other solutions mainly delivered in France;

2. Significant events

2.1. Proposed acquisition of CS Group

On 21 November 2022, Sopra Steria Group entered into an acquisition agreement to purchase a controlling block equating to 29.73% of CS Group.

This built on the commitments already made to Sopra Steria Group on 27 July 2022 to sell two other blocks comprising 29.15% and 6.38% of CS Group's share capital. The acquisition remains subject to the customary conditions precedent, particularly with regard to merger control and approval of foreign investments. These had not yet been met at 31 December 2022.

This proposed acquisition has no impact on the parent company financial statements for the financial year.

2.2. Renegotiation of senior debt

On 22 February 2022, the Group signed an agreement with its partner banks consisting of a €1,100 million non-amortising multi-currency credit facility with the margin to be paid tied to the achievement of environmental goals.

This agreement replaced the revolving multi-currency credit facility arranged in 2014.

2.3. Decision to approve the transfer of Groupe Steria SCA's tax losses

In connection with the merger between Sopra Group and Groupe Steria SCA that took place in 2014, a request was filed with the tax authorities to carry forward tax losses.

On 15 December 2022, the " bureau des agréments" issued its decision and granted the right to carry forward the tax losses of Groupe Steria SCA in the amount of €75,839 thousand.

The direct consequence of this decision is the deduction of a portion of this tax loss from Sopra Steria Group's own taxable profit, i.e. before taking into account the tax consolidation group.

3. Accounting policies

The financial statements for the period under review were prepared and are presented in accordance with the accounting methods in force within the Group and in compliance with the principles laid down in Articles 121-1 and 121-5 *et seq.* of France's 2014 National Chart of Accounts (*Plan Comptable Général*).

Accounting conventions have been applied in accordance with the provisions of the French Commercial Code and ANC Regulation 2019-09 on the revision of the National Chart of Accounts applicable at the period-end.

Generally accepted accounting principles were applied on a prudent basis and in accordance with the following underlying assumptions:

- going concern basis;
- consistency of accounting methods from one period to the next;
- accrual basis; and
- in accordance with general guidelines for the preparation and presentation of parent company financial statements.

No changes were made to accounting policies during the periods under review.

Foreign currency income and expense items are recorded at their euro equivalent at the transaction date.

Foreign currency receivables and payables are recorded in the balance sheet at their euro equivalent determined using the closing exchange rate. Any gains or losses arising on the retranslation of foreign currency receivables and payables are recorded in the balance sheet under *Translation adjustments*.

The Company also prepares consolidated financial statements. The Group consists of Sopra Steria Group SA (the parent company) and its subsidiaries as well as the Group's share in associates.

4. Notes to the income statement

4.1. Operating income

4.1.1. REVENUE

REVENUE BREAKS DOWN AS FOLLOWS BY VERTICAL MARKET:

	2022	2021
Services	22.5%	22.8%
Manufacturing	31.4%	26.4%
Finance	17.8%	19.7%
Public Sector	19.8%	21.5%
Telecoms & Media	6.5%	7.2%
Distribution	1.9%	2.4%
TOTAL	**100.0%**	**100.0%**

Of the €1,891,556 thousand in revenue generated in 2022, €138,594 thousand derived from international operations.

Costs of obtaining and fulfilling a contract

- The costs of obtaining a contract are capitalised in assets if two conditions are met: they would not have been incurred had the contract not been obtained, and they are recoverable. They can include sales commissions if these are specifically and solely linked to obtaining a contract and were not therefore granted in a discretionary manner.
- Costs of fulfilling a contract: Transition/transformation phases of third-party application maintenance, infrastructure management and outsourcing contracts, preparatory phase for licences in SaaS mode.
- The costs of fulfilling or implementing a contract are costs directly related to the contract, which are necessary to satisfying performance obligations in the future and are expected to be recovered. They do not meet the criteria defined in the general principles to constitute a distinct performance obligation.
- Certain third-party application maintenance, infrastructure management or outsourcing contracts may include transition and transformation phases. In basic contracts, these activities are combined for the purpose of preparing the operating phase. They are not distinct from subsequent services to be rendered. In this case, they represent costs to implement the contract. They are capitalised and recognised in *Inventories and work in progress*.
- Conversely, in more complex or sizeable contracts, the transformation phase is often longer and more significant. This generally occurs prior to operations or parallel to temporary operations to define a target operating model. In these situations, it represents a distinct performance obligation.
- Licences in SaaS mode require preparatory phases (functional integration, set-up of the technical environment) in order to reach a target operating phase. These are not distinct performance obligations but represent costs to implement the contract that are capitalised and recognised in Inventories and work in progress.
- The costs of fulfilling or implementing a contract capitalised in *Inventories and work in progress* are released to profit or loss in a pattern consistent with revenue recognition and never give rise to the recognition of revenue.

2023072603144

Implementation, consulting and assistance services provided on a time-and-materials basis; outsourcing; infrastructure management; and third-party application maintenance (corrective maintenance)

- Revenue from implementation, consulting and assistance services provided on a time-and-materials basis; outsourcing; infrastructure management; and third-party application maintenance (corrective maintenance) is recognised, in accordance with the general principles, when the customer simultaneously receives and consumes the benefits of the service. Revenue is recognised based on time spent or another billable unit of work.

Services covered by fixed-price contracts

- Revenue and profit generated by services performed under fixed-price contracts are recognised based on a technical estimate of the degree of completion.

Licences

- Should the analysis of a contract in accordance with the general principles identify the delivery of a licence as a distinct performance obligation, control is transferred to the customer either at a point in time (grant of a right to use), or over time (grant of a right to access).
- A right to access corresponds to the development of solutions in SaaS mode. Changes at any time made by the developer to the solution that expose the customer to any positive or negative effects do not represent a service for the customer. In this situation, revenue is recognised as and when the customer receives and consumes the benefits provided by performance. If the nature of the licence granted to the customer does not correspond to the definition of a right to access, it is a right to use. In this situation, revenue from the licence shall be recognised on delivery when all the obligations stipulated in the contract have been met.

Principal/Agent distinction

- Should the analysis of a contract identify the resale of goods or services as a separate performance obligation, it must be determined whether the Company is acting as an agent or a principal. It is acting as an agent if it is not responsible to the customer for satisfying the performance obligation and for the customer's acceptance, if there is no transformation of the goods or services and there is no inventory risk. In this situation, revenue is recognised for a net amount corresponding to the agent's margin or a commission. Otherwise, where it obtains control of the good or service prior to its transfer to the end-customer, it is acting as a principal. Revenue is recognised for the gross amount and external purchases are recorded in full as an operating expense.

4.1.2. EXPENSES TRANSFERRED

Expenses transferred in financial year 2022 amounted to €46,422 thousand.

They mainly consisted of transfers from one expense account to another, as well as intercompany rebilling of structure costs initially recognised by Sopra Steria as part of its management of certain contracts and Group employee share ownership plans.

4.2. Staff costs and employee benefits

4.2.1. EMPLOYEE PROFIT-SHARING AND INCENTIVES

The amount of legally prescribed employee profit-sharing was nil in financial year 2022, since net taxable profit equated to less than 5% of equity.

As such, this item only comprised an expense relating to employee incentives for a total of €16,517 thousand.

4.2.2. FREE SHARE AWARD PLAN

Free performance share plans as a long-term incentive

At the Combined General Meeting of Sopra Steria Group on 01 June 2022, the shareholders authorised the Board of Directors to award free performance shares in the Company to employees and/or executive company officers, for up to a maximum of 1.1% of the Company's share capital on the date on which the Board of Directors decides to make the award.

At maturity, the Board of Directors may decide whether to issue new shares or buy back existing shares to fund these plans.

Performance shares are delivered to recipients provided that the condition of continued employment and performance conditions are met at the end of the vesting period. Performance conditions are measured based on changes over three years in operating profit on business activity, consolidated revenue and consolidated free cash flow, for 90% of the plan, and on achieving CSR targets for 10% of the plan.

Two plans were active at the financial year-end:

- the 2021 LTI plan, set up on 26 May 2021, by decision of the Board of Directors;
- the 2022 LTI plan, set up on 01 June 2022, by decision of the Board of Directors.

	Sopra Steria Plan	
	2021 LTI plan (1)	**2022 LTI plan (1)**
Date granted by the Board of Directors	26/05/2021	01/06/2022
Total number of shares in awards granted, not subject to conditions	219,200	200,950
Number of shares granted to:		
■ Company officers	3,000	3,000
■ Top 10 employee grantees	21,500	20,200
Vesting date		
■ France	30/06/2024	30/06/2025
■ Other countries	30/06/2024	30/06/2025
Number of potential shares that could have been granted as at 1 January 2022	210,100	
Granted in 2022	-	200,950
Awards cancelled in 2022	7,100	1,890
Vested at 31/12/2022	-	-
SHARES REMAINING AT 31 DECEMBER 2022	**203,000**	**199,060**

(1) Plan with conditional grant depending on the recipient's continued employment and performance conditions as measured by changes over three years in operating profit on business activity, consolidated revenue and consolidated free cash flow.

"We Share 2022" employee share ownership plan

In the first half of 2022, the Group relaunched its We Share employee share ownership programme. Employees were able to purchase Sopra Steria Group shares, under certain conditions, from 28 March to 13 April 2022 inclusive.

Employees could purchase Sopra Steria shares according to a "conventional" purchase model and receive a matching employer contribution of one free share for every share purchased, up to a maximum gross value of €3,000.

The offer of Sopra Steria shares to the Group's employees was carried out via the transfer of existing treasury shares and shares bought back in advance by Sopra Steria under a share buyback programme.

This offer involved 189,639 shares in the Company, corresponding to 95,112 shares purchased by employees and 94,527 free shares awarded as the employer's matching contribution.

Employees of Sopra Steria Group subscribed for 46,167 shares and received 45,743 shares as the employer's matching contribution.

In the Company's parent company financial statements, the implementation of this plan had the following profit and loss impact:

- a capital loss on the shares subscribed for by employees in the amount of €368k;
- a staff expense in respect of the employer's matching contribution in the amount of €7,327k.

- The actual staff expense is not recognised until the date shares are delivered under the plan. This expense is measured at the purchase cost of the vested free shares.
- For multi-year plans contingent upon conditions related to performance and/or continued employment, a provision for contingencies is set aside on a straight-line basis over the vesting period in recognition of the probable outflow of resources **when the decision or intention to award shares bought back is established.** This provision is reassessed in the parent company financial statements at each financial year-end, taking into account the opening cost of the shares on the date they were assigned to the plan or the cost of shares yet to vest, measured on the basis of the share price at the balance sheet date, and the probability that the plans will be implemented at the stated terms.

4.2.3. RETIREMENT BENEFIT OBLIGATIONS: AMOUNT RECOGNISED IN THE INCOME STATEMENT

The calculation assumptions for this obligation were as follows:

- each employee is entitled to a retirement bonus;
- the amount payable is calculated as set out in the collective bargaining agreement covering the category of employees in question;
- voluntary retirement age: 65;
- salary increase rate: 2.5%;
- staff turnover: 0% to 18.70%;
- social security contribution rate: 44.50%;
- discount rate: 3.77%.

The change in the assessment base described in Note 5.4.1 was recognised within *Operating profit* at 31 December 2022 and its impact amounted to €1,516 thousand.

20230726031145

AMOUNTS RECOGNISED IN THE INCOME STATEMENT

(In thousands of euros)	31/12/2022	31/12/2021
Current service cost	6,302	6,678
Interest on obligation	872	395
Net actuarial losses recognised in respect of the financial year	-	534
Past service cost	1,516	-
Total recognised under Operating expenses	**8,690**	**7,607**
Net liability at the beginning of the period (with corridor)	87,904	77,663
Net expense recognised in the income statement	8,690	7,607
Benefits provided	-2,587	-2,990
Intercompany transfers and partial transfers of assets	-	5,626
NET LIABILITY AT THE END OF THE PERIOD	**94,008**	**87,905**

4.2.4. OTHER INFORMATION

a. Workforce

The average workforce in 2022 was 13,336 employees.

The workforce at 31 December 2022 totalled 13,622 employees.

b. Compensation of Directors and company officers

Directors' fees paid in 2022 in respect of financial year 2021 amounted to €500 thousand.

Compensation paid in 2022 to company officers totalled €1,276 thousand.

4.3. Net financial income

(in thousands of euros)	*Notes*	2022	2021
Dividends received from equity interests	*5.3.1.c*	91,953	85,664
Interest on bank borrowings and similar charges		-7,780	-5,789
Interest on employee profit-sharing		-	-
Discounting of the pension provision		-872	-395
Interest received and paid on Group current accounts		4,602	3,350
Positive and negative foreign exchange impact (incl. provision)		11,837	-8,506
Impairment of equity interests	*5.3.1.b*	-44,725	-7,005
Other financial income and expenses		-6,382	-8,222
NET FINANCIAL INCOME		**48,633**	**59,097**

Foreign exchange gains and losses mainly arise from transactions carried out in pounds sterling, Norwegian kroner and US dollars. In 2022, this item was mainly affected by the revaluation of financial debt outstanding denominated in pounds sterling.

Net financial income includes €44,725k in impairment losses on securities net of reversals (see Note 5.1.3.b) and an additional €13,600k provision in respect of that portion of the risk exceeding the Company's investment in its Singapore subsidiary Sopra Steria Asia (see Note 5.4)..

4.4. Exceptional items

(in thousands of euros)	2022	2021
Scrapping of fixed assets	-122	-114
Gain or loss on disposal of fixed assets	242	-1,017
Gain or loss on treasury share transactions	558	256
Tax risks	298	3,936
Reorganisation costs	-2,059	-12,564
Withholding taxes	748	-
Other	494	-322
EXCEPTIONAL ITEMS	**160**	**-9,825**

Exceptional items are items that do not arise from the Company's day-to-day operations, either because they are unusual in amount or impact or because they are abnormal, non-predictive and infrequent.

4.5. Corporate income tax

4.5.1. TAX CONSOLIDATION

Sopra Steria Group and certain of its subsidiaries have opted to file as a tax consolidation group. Each of the companies computes and recognises its own corporate income tax charge as if it were taxed separately.

The tax savings resulting from the application of the tax consolidation group – equal to the difference between the sum of tax paid to the parent company by consolidated companies, and tax calculated on Group earnings and actually payable to the French Treasury – will accrue to the parent company.

However, given the provisions laid down in agreements with subsidiaries, tax savings recognised by the parent company during the financial year, arising from the use of tax losses and net long-term capital losses reported by consolidated companies, are only temporary, since they will be taken into account by consolidated companies when they determine their taxes for subsequent financial years.

At the financial year-end, corporate income tax due for the year was €9,814 thousand.

4.5.2. TAX BREAKDOWN BETWEEN ORDINARY ACTIVITIES AND EXCEPTIONAL ITEMS

Corporate income tax broke down as follows:

(in thousands of euros)	2022	2021
Tax on recurring operations	16,337	20,581
Tax on exceptional operations	-454	-3,904
Impact of tax consolidation	-14,703	-15,661
R&D tax credit	-16,434	-16,642
Other tax expenses	359	1,365
Other tax credits	-1,137	-1,207
TOTAL	**-16,032**	**-15,468**

4.5.3. DEFERRED AND UNREALISED TAX ITEMS

(in thousands of euros)	2022	2021
I. Certain or contingent differences		
Temporary non-deductible expenses		
■ C3S social security tax	2,802	2,652
■ Provision for post-employment benefits	94,008	87,904
■ Provision for foreign exchange losses	62	26
■ Amortisation of intangible assets	2,143	1,714
■ Other	4,255	2,786
Temporary non-taxable income		
■ Capital gains on mergers/conversions	-6,467	-6,467
Deducted expenses (or taxed income) for tax purposes that have not been recognised		
■ Foreign currency translation losses	-2,981	-1,213
■ Foreign currency translation gains	3,046	1,293
TOTAL	**96,868**	**88,695**
II. Items to be applied		
Losses that may be carried forward for tax offset	-273,240	-235,201
III. Contingent tax items		
Capital gains on non-depreciable assets contributed on merger	-148,729	-148,729

5 Notes to the balance sheet

5.1. Non-current assets

5.1.1. INTANGIBLE ASSETS

(in thousands of euros)	Gross value *(beginning of period)*	Acquisitions	Disposals	Gross value *(end of period)*
Research and development expenses	12,932	-	12,186	746
Concessions, patents and similar rights	47,710	-	20,421	27,289
Goodwill	254,338	-	-	254,338
Other intangible assets	2,250	-	-	2,250
TOTAL FIXED ASSETS	**317,230**	**-**	**32,607**	**284,623**

(in thousands of euros)	Amortisation and provisions *(beginning of period)*	Charges	Reversals	Amortisation and provisions *(end of period)*
Research and development expenses	12,690	200	12,186	704
Concessions, patents and similar rights	46,987	446	20,421	27,011
Goodwill	55,054	-	-	55,054
Other intangible assets	1,714	429	-	2,142
TOTAL AMORTISATION AND PROVISIONS	**116,444**	**1,074**	**32,607**	**84,911**

Intangible assets comprise:

1. software acquired or contributed,
2. goodwill and technical merger losses acquired or contributed during mergers.

Research and development costs for software and solutions, which totalled €16,911 thousand in 2022, are recognised as expenses.

Software development costs

All research costs are charged to the income statement for the financial year during which they are incurred.

Development costs for software and solutions may be capitalised if all of the following can be demonstrated:

- the technical feasibility of completing the intangible asset for use or sale;
- the intent to complete the intangible asset and use or sell it;
- the ability to use or sell the intangible asset;
- the manner in which the intangible asset will generate probable future economic benefits;
- the availability of adequate technical, financial and other resources to complete the development and to use or sell the intangible asset;
- the ability to reliably measure the expenditure attributable to the intangible asset during its development. The only research and development costs recognised are from companies acquired and subsequently merged.

Software acquired

Software is recognised at cost. It is amortised on a straight-line basis over one to ten years.

Goodwill

Goodwill consists of acquired assets of a business that cannot be shown in any other balance sheet item. As such, it is calculated by deducting from the total value of a business those elements of that business that can be recognised separately in the balance sheet.

The Company conducts goodwill impairment tests every year.

The duration of use of goodwill is presumed to be unlimited.

The Company writes down the value of an asset if its current value (the higher of market value and value in use) is less than its carrying amount.

Goodwill is allocated to a group of assets so that it can be tested at a level of relevance that enables its performance to be tracked.

Recognised write-downs are definitive and may not be reversed.

Technical merger losses allocated to goodwill

After allocation, technical losses on mergers are recognised in a specific account by the relevant asset category to facilitate their monitoring over time.

Technical losses on mergers are depreciated using the same rules and under the same terms as the assets to which they relate.

Each share of the merger loss allocated to an underlying asset is tested for impairment and written down whenever the current value of the underlying asset falls below its carrying amount plus the share of the merger loss allocated. The impairment loss is charged firstly to the share of the technical merger loss.

Goodwill impairment therefore also includes impairment losses charged to the portion of the technical merger loss allocated to goodwill.

5.1.2. PROPERTY, PLANT AND EQUIPMENT

(in thousands of euros)	Gross value *(beginning of period)*	Acquisitions	Disposals	Line-item transfers	Gross value *(end of period)*
Land	323	-	-	-	323
Buildings	6,883	-	-	-	6,883
Technical installations	5,132	1,353	3,243	-	3,242
Sundry fittings	101,743	9,018	1,278	6,764	116,247
Vehicles	137	-	-	-	137
Office furniture and equipment	46,020	4,827	292	1,642	52,198
Other property, plant and equipment	14	-	-	-	14
Fixed assets in progress	8,660	3,176	-	-8,406	3,430
TOTAL FIXED ASSETS	**168,912**	**18,374**	**4,813**	**-**	**182,474**

20230726031147

(in thousands of euros)	Amortisation and provisions *(beginning of period)*	Charges	Reversals	Line-item transfers	Amortisation and provisions *(end of period)*
Land	185	10	-	-	195
Buildings	6,447	75	-	-	6,522
Technical installations	4,019	701	3,243	-	1,477
Sundry fittings	67,773	8,171	1,223	-	74,721
Vehicles	29	27	-	-	56
Office furniture and equipment	34,179	2,669	292	-	36,557
Other property, plant and equipment	-	-	-	-	-
Fixed assets in progress	-	-	-	-	-
TOTAL AMORTISATION AND PROVISIONS	**112,631**	**11,654**	**4,757**	**-**	**119,528**

Property, plant and equipment consists of the following:

- land and buildings: Sopra Steria Group owns three buildings at the Annecy-le-Vieux site;
- office furniture, fixtures and equipment: This item refers to equipment on premises leased by Sopra Steria Group in major French cities.

Some IT equipment is acquired on three- or four-year finance leases and is not included under *Property, plant and equipment* in the parent company financial statements.

All properties other than the buildings at the Annecy-le-Vieux site are leased.

Property, plant and equipment is recognised in the balance sheet at cost.

Depreciation is calculated using the straight-line method over the useful lives assigned to each category of fixed assets.

Buildings	25 years
Fixtures and fittings	9 years
Hardware and equipment	3 to 5 years
Vehicles	5 years
Office furniture and equipment	5 to 10 years

5.1.3. FINANCIAL INVESTMENTS

(in thousands of euros)	*Notes*	Gross value *(beginning of period)*	Acquisitions/ Increases	Disposals/ Decreases	Line-item transfers	Gross value *(end of period)*
Equity interests and long-term investment securities	*5.1.3. c*	1,391,778	206	413	205	1,391,777
Other financial investments		560,291	11,194	415	-12,442	558,627
TOTAL FIXED ASSETS		**1,952,070**	**11,400**	**828**	**-12,237**	**1,950,404**

(in thousands of euros)	*Notes*	Impairment *(beginning of period)*	Charges	Reversals	Line-item transfers	Impairment *(end of period)*
Equity interests and long-term investment securities		16,811	47,710	2,680	-	61,840
Other financial investments		6,184	134	439	-	5,880
TOTAL IMPAIRMENT	**5.1.3. B**	**22,995**	**47,844**	**3,119**	**-**	**67,720**

Equity interests are recognised at cost.

At the financial year-end, an impairment loss is recognised whenever the carrying amount exceeds the value in use.

Value in use is equal to enterprise value less net debt. Enterprise value is determined on the basis of discounted future cash flows derived from five-year business plans drawn up by management.

a. Breakdown of changes in the gross amounts recognised for equity interests and other financial investments

Increases are as follows:

(in thousands of euros)

Securities concerned	Transaction type	Amount
Sopra Financial Technology	Loan involving an investee	6,000
Treasury shares – Liquidity agreement	Purchase of shares	2,147
Other investments		3,253
TOTAL		**11,400**

b. Impairment of equity interests

In accordance with CRC Regulation 2002-10, issued by the Comité de la Réglementation Comptable (the French accounting regulation committee), on the depreciation, amortisation and impairment of fixed assets, additional impairment charges amounting to €47,844 thousand were recognised in financial year 2022.

(in thousands of euros)	Impairment *(beginning of period)*	Charges	Reversals	Impairment *(end of period)*
Sopra Steria A/S (Denmark)	3,135	9,086	-	12,221
Sopra Steria Asia (Singapore)	9,994	-	-	9,994
CS Group	2,614	-	2,614	-
COMECO	3,400	1,000	-	4,400
SFT	-	22,624	-	22,624
Sopra Banking Software	-	15,000	-	15,000
Other	3,853	134	505	3,481
TOTAL	**22,995**	**47,844**	**3,119**	**67,720**

In addition, reversals of provisions totalling €3,119 thousand mainly consisted of €2,614 thousand in respect of shares of CS Group.

2023072603148

c. Subsidiaries and equity interests

(in thousands of euros)	Share capital	Other share-holders' equity	% of capital held	Carrying amount of shares held (including merger deficit) Gross	Net	Loans and advances granted by the Company	Guarantees and securities given	Revenue excluding VAT	Profit or loss	Dividends received by the Company
Subsidiaries										
Sopra Banking Software (France)	161,867	-	100	238,619	223,619	321,434	16,129	323,344	-6,237	-
Sopra HR Software (France)	13,110	-	100	3,171	3,171	-	7,100	186,069	18,885	11,995
Sopra Steria Holdings Ltd (United Kingdom)	20,117	-	100	388,753	388,753	-	-	-	-7,764	-
Sopra Steria Group SpA (Italy)	3,660	-	100	12,503	12,503	-	500	91,010	4,580	3,294
Sopra Steria España SAU (Spain)	24,000	-	100	116,747	116,747	-	-	229,399	12,848	10,000
Sopra Steria AB (Sweden)	629	-	100	33,673	33,673	-	-	-	-37	-
Sopra Steria AG (Switzerland)	4,677	-	99	37,561	37,561	-	-	40,461	3,142	1,952
Sopra Steria A/S (Denmark)	1,345	-	100	12,220	-	-	-	8,755	-564	-
Sopra Steria Benelux (Belgium)	9,138	-	99	45,756	45,756	-	-	94,589	3,753	4,469
Sopra Steria AS (Norway)	1,902	-	100	126,303	126,303	-	75	442,753	36,072	26,410
Sopra Steria SE (Germany)	10,000	-	100	183,153	183,153	-	31,598	365,267	-2,931	-
Sopra Steria Asia (Singapore)	8,392	-	100	9,994	-	-	47,260	4,349	-12,892	-
Sopra Steria Infrastructure & Security Services (France)	27,025	-	100	40,648	40,648	18,847	-	291,582	12,013	1,757
Sopra Steria Polska Sp. z o.o. (Poland)	3,938	-	100	10,800	10,800	-	397	44,276	3,024	1,999
Sopra Steria UK Corporate Ltd (United Kingdom)	20,107	-	100	389,600	389,600	-	-	-	13,997	22,714
CIMPA (France)	152	-	100	100,000	100,000	-	-	145,171	10,421	2,500
Galitt	2,668	-	100	45,478	45,478	-	-	37,316	1,087	2,001
SSG 1 (France)	10	-	100	10	10	-	-	-	-	-
XYZ 12 2016 (France)	10	-	100	10	10	-	-	-	-2	-
Sopra Financial Technology (Germany)	22,940	-	51	22,624	-	6,000	30,600	160,496	-15,726	-
Sopra Steria Réassurance	1,250	-	51	1,250	1,250	2	3,000	-	938	-
Other	-	-		42	42	-	-	-	-	-
Equity interests										
CS Group	N/A	N/A	11	15,548	15,548	-	-	N/A	N/A	96
Particeep	N/A	N/A	7	742	742	-	-	N/A	N/A	-
Axway Software	43,267	186,015	32	73,859	73,859	-	-	167,254	-7,843	2,765
COMECO	N/A	N/A	10	4,400	-	-	-	N/A	N/A	-

d. Loans and other financial investments

At the balance sheet date, this item mainly comprised the following:

- liquidity agreement (shares and cash): €7,090 thousand;
- units in FCPI investment funds for €15,961 thousand;
- merger loss allocated to financial assets: €521,689 thousand.

5.2. Other assets

5.2.1. INVENTORIES AND WORK IN PROGRESS

(in thousands of euros)	**Inventories** *(beginning of period)*	**Increase**	**Decrease**	**Inventories** *(end of period)*
Consumables	12	49	-	61
Work in progress	2,665	547	-	3,212
TOTAL	**2,677**	**596**	**-**	**3,273**

Work in progress recognises all costs incurred during the transition or transformation phases of third-party application maintenance, infrastructure management and outsourcing contracts, as well as preparatory phases for licences in SaaS mode.

- Costs incurred in the start-up phase of a contract may be deferred over the term of the contract and recognised in the balance sheet as work in progress when they relate to future activities of the contract and provided that they are probable and generate future economic benefits.
- Work in progress is recognised at its direct production cost and does not include administrative or commercial costs.

5.2.2. TRADE RECEIVABLES

(in thousands of euros)	**2022**	**2021**
Non-Group clients and related accounts	265,788	252,070
Accrued income	112,107	87,360
Group clients (including accrued income)	25,355	13,139
Doubtful debtors	53	54
Provision for doubtful debtors	-44	-45
TOTAL	**403,259**	**352,578**

Trade receivables and related accounts are recognised as assets and are stated at their carrying amount.

Accrued income is essentially comprised of production recognised for fixed-price projects using the percentage-of-completion method. Invoices are generally prepared for these contracts upon completion of the services rendered, which are covered over the lifespan of the projects through payments on account.

- Trade receivables are measured at their nominal value.
- A separate estimate is made for trade receivables at the end of the financial year and an impairment loss is recognised in the event of a risk of non-recovery, particularly when linked to collective proceedings. Doubtful debts for which legal proceedings have not been instigated are treated as accrued credit notes.

5.2.3. OTHER RECEIVABLES, PREPAYMENTS AND ACCRUED INCOME

(in thousands of euros)	**2022**	**2021**
Staff costs and related accounts	54	87
Social security	770	1,544
State and local authorities		
■ Corporate income tax	4,519	3,077
■ Value-added tax	23,400	20,240
■ Other tax	114,028	141,323
Group and associates	346,799	326,042
Impairment of current accounts	-	-
Other receivables	11,778	26,466
Prepaid expenses	14,268	16,270
TOTAL	**515,617**	**535,049**

2023072603149

The *Other tax* item includes in particular tax credits not used at 31 December 2022. It mainly consists of research tax credit receivables totalling €95,606 thousand.

The *Corporate income tax* item in the amount of €4,519 thousand mainly consists of overpayment of a corporate income tax payments on account.

The *Group and associates* item consists of current account advances to Group subsidiaries (see Note 5.1.3.c).

Prepaid expenses relate to services invoiced in 2022 and attributable to subsequent years. They mainly concern costs associated with hardware and software maintenance contracts and leases of movable and immovable property.

5.2.4. SHORT-TERM INVESTMENT SECURITIES

At the financial year-end, short-term investment securities comprised treasury shares held and assigned to an employee shareholding plan.

Purchases of treasury shares in the financial year totalled €32,194k.

Treasury shares used to fund plans during the financial year totalled €30,397k.

At 31 December, there were 90,823 such shares, the value of which totalled €12,999 thousand.

Short-term investment securities are recognised at cost.

At each financial year-end, an impairment loss is recognised whenever the carrying amount exceeds the value in use, except in the case of treasury shares assigned to a predetermined plan to distribute free shares to employees of the Company.

5.2.5. DEBT ISSUANCE COSTS AND TRANSLATION ADJUSTMENTS – ASSET

(in thousands of euros)	2022	2021
Debt issuance costs	383	475
Foreign currency translation losses	2,981	1,213
TOTAL	**3,364**	**1,688**

a. Debt issuance costs

Debt issuance costs consisted of costs to negotiate and arrange the bond issue carried out on 5 July 2019 for an initial amount of €697 thousand. These costs are amortised over the term of the debt in proportion to the interest accrued.

b. Foreign currency translation losses

The *Translation adjustments – Asset* item amounted to €2,981 thousand at end-December 2022, compared with €1,213 thousand at end-2021.

This change was mainly due to the stock of US dollar payables being higher at end-2022 than it had been at end-2021.

A provision for contingencies and losses is recognised in respect of foreign currency translation losses in the amount of such losses, unless the transactions are hedged or their term is sufficiently close. In this case, the unrealised gains and losses are considered to form part of the overall foreign exchange position and the charge to the provision is restricted to the amount by which losses exceed gains.

5.2.6. IMPAIRMENT OF CURRENT ASSETS

(in thousands of euros)	Impairment *(beginning of period)*	Charges	Reversals	Impairment *(end of period)*
Impairment of trade receivables	45	-	1	44
Impairment of current accounts	-	-	-	-
Cash and cash equivalents	-	-	-	-
TOTAL	**45**	**-**	**1**	**44**

5.2.7. ACCRUED INCOME

(in thousands of euros)	31/12/2022	31/12/2021
Accrued income		
Trade payables – Credit notes to be received	204	133
Trade receivables, related accounts and other receivables	128,619	117,854
Tax and social security receivables	784	1,308
Cash and cash equivalents	65	144
TOTAL	**129,671**	**119,439**

5.3. Equity

5.3.1. STATEMENT OF CHANGES IN EQUITY

(in thousands of euros)	Amounts *(beginning of period)*	Appropriation of earnings	Impact of mergers	Change in regulated provisions	Profit for the year	Amounts *(end of period)*
Share capital	20,548	-	-	-	-	20,548
Issue, merger and contribution premiums	531,477	-	-	-	-	531,477
Legal reserve	2,056	-	-	-	-	2,056
Discretionary reserves	684,691	91,131	-	-	-	775,822
Retained earnings	16	49	-	-	-	65
Profit for the year	156,867	-156,867	-	-	167,666	167,666
Regulated provisions	-	-	-	-	-	-
TOTAL EQUITY	**1,395,655**	**-65,688**	**-**	**-**	**167,666**	**1,497,634**

5.3.2. SHARE CAPITAL

At 31 December 2022, Sopra Steria Group had a share capital of €20,547,701. It is represented by 20,547,701 fully paid-up shares with a par value of €1 each.

There were no capital transactions during the financial year under review.

In accordance with the resolution passed at the Combined General Meeting of 27 June 2014, pursuant to Article L. 225-123 of the French Commercial Code arising from the Act of 29 March 2014, double voting rights were introduced on 7 July 2014 for all fully paid-up shares held in registered form in the same shareholder's name for at least two years.

At 31 December 2022, the total number of voting rights that could be exercised at Ordinary and Extraordinary General Meetings was 26,448,235, while the total number of theoretical voting rights at that date was 26,559,500.

The Company held a total of 111,265 treasury shares at 31 December 2022. Consequently, at the balance sheet date, reserves not available for distribution amounted to €15,892 thousand.

Free share award plans realised in the financial year had no dilutive effect on capital.

5.4. Provisions for contingencies and losses

(in thousands of euros)	*Notes*	Amounts *(beginning of period)*	Additions in the financial year	Reversals in the financial year		Amounts *(end of period)*
				Used	Not used	
Provisions for retirement bonuses	*5.4.1*	87,905	8,690	2,587	-	94,008
Provisions for restructuring		2,270	140	1,011	-	1,399
Provisions for commercial disputes		3,475	425	-	-	3,900
Provisions for employee disputes		1,270	127	401	135	861
Provisions for foreign exchange losses		15	52	16	-	52
Provisions for tax risks	*5.4.2*	18,397	-	298	-	18,099
Provisions for renovating premises		2,250	640	600	-	2,290
Provisions for contingencies on free share plans	*5.4.3*	14,186	7,199	-	-	21,384
Other provisions for contingencies	*5.4.4*	11,388	13,600	5,000	-	19,988
TOTAL		**141,156**	**30,873**	**9,912**	**135**	**161,981**

20230726G3150

Provisions for contingencies and losses are set aside to cover probable outflows of resources to third parties, without consideration for the Company.

The Company recognises provisions for the following contingencies:

- commercial risks (estimated costs of guarantee expenses, "losses on completion" on some long-term contracts);
- employee-related costs (restructuring costs, performance-based free share plan);
- costs related to business premises (unoccupied premises, renovations);
- financial risks such as the risk of foreign exchange losses (see Note 5.2.5) or losses going beyond equity interests;
- risks of tax adjustments linked to tax audits.

It should be noted that provisions recognised on a prudent basis in no way prejudice the future outcome of current disputes.

5.4.1. PROVISIONS FOR RETIREMENT BONUSES

Sopra Steria Group recognises provisions for its employee benefit obligations in accordance with the terms of voluntary and compulsory retirement under the Syntec collective bargaining agreement, as amended in 2004 following the French pension reform act of 21 August 2003. Provisions for retirement benefits are recognised on an actuarial basis as described below.

Assumptions referring to mortality rates are based on published statistical data.

Turnover tables are based on five-year age brackets and are updated at each balance sheet date to reflect separation data for the last five years.

The discount rate used to calculate the present value of the obligation is the yield on high-quality corporate bonds (rated AA or higher) denominated in the payment currency and with a maturity close to the average estimated term of the retirement benefit obligation concerned.

The Company uses the +10-year iBoxx rate for the eurozone as the benchmark for discounting its retirement benefit obligations. At 31 December, this rate stood at 3.77%.

In France, the method for calculating retirement bonuses is changing. This change will take effect in the first quarter of 2023, in the month after the date of publication of the order by the French Ministry of Labour to extend an amendment to the Syntec collective bargaining agreement. This amendment aims to align the method for calculating retirement benefits with that used for termination benefits, which will have the effect of adding employee bonuses to the base salary.

The impact of this change is spread across the average remaining term of employees' service.

Amounts recognised in the balance sheet

(in thousands of euros)	31/12/2022	31/12/2021
Present value of the obligation financed (with corridor)	79,443	91,688
Fair value of plan assets	-	-
Difference	-	-
Present value of the obligation financed	**79,443**	**91,688**
Unrecognised actuarial losses (difference)	24,822	-3,783
Unrecognised past service cost	-10,257	-
Net liabilities on the balance sheet (provision after charge for the year)	**94,008**	**87,905**
Balance sheet amounts	**-**	**-**
Liabilities	94,008	87,905
Assets	-	-
NET OBLIGATION IN THE BALANCE SHEET	**94,008**	**87,905**

The total obligation in respect of retirement benefits amounted to €94,008 thousand.

- Sopra Steria Group recognises provisions for all of its commitments in respect of retirement benefits in accordance with the retirement clauses of the Syntec collective bargaining agreement.
- Sopra Steria Group's obligation towards its employees is determined on an actuarial basis, using the projected unit credit method: the present value of the employer's obligation is recognised in proportion to the probable length of service of the employees, taking into account actuarial assumptions such as the level of future compensation, life expectancy and staff turnover. Changes in actuarial assumptions that affect the valuation of the obligation are recognised as actuarial gains and losses. Actuarial gains and losses representing more than 10% of the amount of obligations are recognised and amortised over the expected average working lives of the employees participating in the plan.

5.4.2. PROVISIONS FOR TAX RISKS

The total amount of provisions for taxes recognised at 31 December 2022 was €18,099 thousand.

No new tax-related disputes arose during the period; changes during the financial year related to adjustments of provisions made in prior periods.

Used reversals from these provisions amounted to €298 thousand in respect of financial year 2022.

5.4.3. PROVISIONS FOR PLANS TO AWARD EXISTING FREE SHARES

Since the Company had expressed its intention to fund long-term incentive (LTI) plans by acquiring existing shares in advance, it had to recognise a provision for contingencies in recognition of the probable outflow of resources.

At 31 December 2022, the provision in respect of the LTI plans stood at €21,384 thousand.

The characteristics of these plans are set out in Note 4.2.2.

The next shares will be delivered in July 2024 when the 2021 LTI plan closes.

5.4.4. OTHER PROVISIONS FOR CONTINGENCIES

During the financial year, the Company set aside €13,600 thousand in provisions linked to financial investments, relating in particular to that portion of the risk exceeding its investment in its Singapore subsidiary Sopra Steria Asia.

5.5. Other liabilities

5.5.1. FINANCIAL DEBT

(in thousands of euros)	***Notes***	**Amounts** *(beginning of period)*	**Increase**	**Decrease**	**Amounts** *(end of period)*
Syndicated loan	*5.5.1.a*	88,000	-	88,000	0
NEU CP programme	*5.5.1.b*	15,000	125,000	15,000	125,000
NEU MTN programme	*5.5.1.c*	130,000	10,000	70,000	70,000
Other financial debt	*5.5.1.d*	329,957	1,452	-	331,409
Employee profit-sharing		1	-	-	1
Bond	*5.5.1.e*	250,000	-	-	250,000
Accrued interest on financial debt		2,746	1,257	442	3,561
TOTAL		**815,704**	**137,709**	**173,442**	**779,972**

a. Syndicated loan

On 22 February 2022, the Group signed an agreement with its partner banks consisting of a €1,100 million non-amortising multi-currency credit facility tied to the achievement of environmental goals. Its ESG component does not constitute an embedded derivative. It is based on achieving a greenhouse gas emissions reduction aligned with a 1.5°C temperature increase scenario validated by SBTi for Scope 1 and 2 emissions, and part of Scope 3. The target is to achieve a 68% reduction in greenhouse gas emissions per employee by 2028 relative to a 2015 baseline is measured for each financial year and, if the target is met, will result in a 0.04% reduction per year in the applicable margin. If, on the other hand, emissions go over the limit, the margin will be increased and used to make a financial contribution to sustainable projects.

This agreement replaced the revolving multi-currency credit facility arranged in 2014. It has an initial term of five years and may optionally be extended for two periods of one year each.

The first option of requesting an extension was exercised in late 2022 and received the unanimous agreement of all lenders in February 2023.

The €1,100 million multi-currency revolving credit facility is undrawn.

b. Details on the NEU CP programme

In 2015, the Group arranged an unrated multi-currency NEU CP programme of short-term negotiable securities that was not underwritten, in a maximum amount of €700 million. This programme is presented in documentation available on the Banque de France website, which was last updated in July 2022. The average amount outstanding under the NEU CP programme was €133.9 million in 2022, compared with €68.4 million in 2021. The outstanding amount under the NEU CP programme at 31 December 2022 was €125.0 million (€15.0 million at 31 December 2021).

2023072603151

c. Details on the NEU MTN programme

In December 2017, as part of its efforts to diversify its borrowings, the Group arranged an NEU MTN programme of medium-term negotiable securities that was not underwritten, with a maximum amount of €300 million. As was the case for the earlier NEU CP programme, the NEU MTN programme is presented in documentation available on the Banque de France website, which was updated in July 2022. The NEU MTN programme pays fixed or floating rates, with a spread at each issue date. Maturities range from one to five years.

At 31 December 2022, the outstanding amount under the NEU MTN programme was €70.0 million, with maturities of up to two years (€144.0 million at 31 December 2021). The net decrease in the amount of NEU MTN over the financial year corresponded to €70 million in matured securities, which were renewed in the form of NEU CP and a new NEU MTN issue of €10 million.

d. Other financial debt

The *Other financial debt* item includes:

- bank overdrafts in the amount of €271.3 million mainly relating to the management of a notional cash pooling arrangement. These amounts correspond to the debit positions of subsidiaries taking part in the cash pooling arrangement;
- a €60 million non-amortising bilateral bank facility maturing in early 2024. In addition, another €50 million bilateral credit line maturing in 2024 was undrawn at 31 December 2022 (see Note 6.2.2).

e. Bond

The bond issued on 5 July 2019 for an amount of €250 million has the following characteristics:

- 1st tranche – €130 million:
  - subscription date: 5 July 2019,
  - coupon rate: 1.749%,
  - redemption date: 5 July 2026;
- 2nd tranche – €120 million:
  - subscription date: 5 July 2019,
  - coupon rate: 2.0%,
  - redemption date: 5 July 2027.

f. Covenants

The bond issue is subject to terms and conditions, which include financial covenants.

Two financial ratios are calculated every six months using the consolidated financial statements prepared in accordance with IFRS on a 12-month rolling basis:

- the first – known as the leverage ratio – is equal to net financial debt divided by pro forma EBITDA;
- the second – known as the interest coverage ratio – is equal to pro forma EBITDA divided by the cost of net financial debt.

The first financial ratio must not exceed 3.0 at any reporting date. The second ratio must not fall below 5.0.

Net financial debt is defined on a consolidated basis as all loans and related borrowings (excluding intercompany liabilities and lease liabilities), less available cash and cash equivalents.

Pro forma EBITDA is consolidated *Operating profit on business activity* adding back depreciation, amortisation and provisions included in *Operating profit on business activity* before the impact of IFRS 16 *Leases*. It is calculated on a 12-month rolling basis and is therefore restated so as to be presented in the financial statements at constant scope over 12 months.

At 31 December 2022, the net financial debt/pro forma EBITDA ratio covenant was met, with the ratio coming in at 0.31 compared with a covenant of 3.0. It is calculated as follows:

(in thousands of euros)	31/12/2022	31/12/2021
Short-term borrowings (<1 year)	187,715	95,849
Long-term borrowings (>1 year)	320,149	448,413
Cash and cash equivalents	-355,898	-217,166
Other financial guarantees	-	-
Net debt (including financial guarantees)	**151,966**	**327,096**
EBITDA	**496,516**	**447,860**
NET DEBT/PRO FORMA EBITDA RATIO	**0.31**	**0.73**

For the second ratio, pro forma EBITDA is as defined above and the cost of net financial debt is also calculated on a rolling 12-month basis.

At 31 December 2022, the pro forma EBITDA to cost of net financial debt covenant – requiring a ratio of at least 5.0 – was met, with the ratio coming in at 57.34. It is calculated as follows:

(in thousands of euros)	31/12/2022	31/12/2021
EBITDA	**496,516**	**447,860**
Cost of net debt	**8,659**	**8,743**
PRO FORMA EBITDA/COST OF NET DEBT RATIO	**57.34**	**51.22**

The multi currency credit facility is subject to conditions including a single financial covenant: the leverage ratio, calculated in the same way as for the bond issue, on the basis of the consolidated financial statements, on a 12-month rolling basis, but only annually.

5.5.2. FINANCIAL INSTRUMENTS

a. Interest rate hedge

Within the framework of the Group's policy, the Company's aim is to protect itself against interest rate fluctuations by hedging part of its floating-rate debt and investing its cash over periods of less than three months.

The derivatives used to hedge the debt are interest rate swap contracts or options, which may or may not be eligible for hedge accounting.

The eligible counterparties for interest rate hedging and investments are leading financial institutions which belong to the Sopra Steria banking syndicate. These financial instruments are managed by the Group's Finance Department.

For transactions qualifying as hedges, the underlying hedged risk consists of a group of floating-rate financial liabilities. At 31 December 2022, floating-rate financial liabilities mainly comprised the NEU CPs (€125 million) and a portion of the NEU MTNs (€70.0 million).

	-50 bp		+50 bp	
(in thousands of euros)	**Equity impact**	**P&L impact (hedge ineffectiveness)**	**Equity impact**	**P&L impact (hedge ineffectiveness)**
Options eligible for hedge accounting in euros	-796	-3	791	3
Options not eligible for hedge accounting in foreign currency		1		-1
TOTAL	**-796**	**-3**	**791**	**3**
Total impact		*-800*		*795*

The transactions not qualifying as hedges relate to option contracts not linked to an underlying asset at 31 December 2022.

At 31 December 2022, the fair value of interest rate instruments was negative €5,711 thousand.

The portfolio's sensitivity in the event of a change in interest rates is:

- a decrease of €799 thousand in the event of a decrease of 50 basis points in interest rates;
- an increase of €794 thousand in the event of an increase of 50 basis points in interest rates.

	Fair value					Maturity		
	31/12/2022							
(in thousands of euros)	**Non-current assets**	**Current assets**	**Non-current liabilities**	**Current liabilities**	**Notional amount**	**<1 year**	**1 to 5 years**	**>5 years**
Options eligible for hedge accounting in euros	5,963	2,623	491	2,390	100,000	75,000	25,000	-
TOTAL INTEREST RATE HEDGES	**5,963**	**2,623**	**491**	**2,390**	**100,000**	**75,000**	**25,000**	**-**

b. Foreign exchange hedge

Sopra Steria Group is subject to three main types of risks linked to fluctuations in exchange rates:

- currency translation risk associated with the repatriation of dividends of subsidiaries whose base currency is not the euro;
- transaction risk associated with purchases and sales of services in foreign currencies and internal foreign exchange contracts granted to subsidiaries in connection with the centralised management of foreign exchange risk;
- financial foreign exchange risk arising from foreign-currency borrowings (risk arising from changes in the value of the financial debt denominated in pounds sterling).

(in thousands of euros)	**Nominal value**	**Fair value**
Foreign exchange hedge	103,807	2,433
Interest rate hedge	100,000	571

2023072603152

Transaction risk:

As part of the Group's general risk management policy, Sopra Steria Group systematically hedges against foreign currency transaction risks that constitute material risks.

In addition, centralised management of foreign exchange transaction risk is in place with the Group's main entities (apart from India). Sopra Steria Group acts as the centralising entity, granting exchange rate guarantees to subsidiaries in pounds sterling, US dollars, Polish zlotys, Tunisian dinars, Norwegian kroner and Swiss francs. After netting internal exposures, Sopra Steria Group hedges the residual exposure through the use of derivatives.

The remeasurement through profit or loss of these financial instruments hedging balance sheet items is offset by the revaluation of foreign currency receivables over the period.

At 31 December 2022, the fair value of foreign exchange instruments was €2,433 thousand.

The portfolio's sensitivity in the event of a change in interest rates is:

- an increase of €2,430 thousand in the event of a 5% fall in the euro;
- a decrease of €2,416 thousand in the event of a 5% rise in the euro.

Foreign exchange risk:

At 31 December 2022, sterling-denominated debt providing partial coverage of the assets comprised of shares in UK subsidiaries amounted to €251,207 thousand, while cash and cash equivalents in Swedish kronor providing partial coverage of the debt of subsidiaries in Sweden came to €17,817 thousand.

All of the foreign exchange and interest rate positions are taken using listed financial instruments traded over the counter or through organised markets with minimal counterparty risk. Gains and losses on financial instruments accounted for as hedges are recognised symmetrically with the items hedged. The fair value of financial instruments is estimated on the basis of quoted prices in active markets or values provided by banks. Gains or losses arising on derivatives used to hedge forecast transactions with separately identifiable risks are deferred and taken into account in the valuation of the transaction in question, which occurs when it is settled.

All of the foreign exchange and interest rate positions are taken using listed financial instruments traded over the counter or through organised markets with minimal counterparty risk. Gains and losses on financial instruments accounted for as hedges are recognised symmetrically with the items hedged. The fair value of financial instruments is estimated on the basis of quoted prices in active markets or values provided by banks. Gains or losses arising on derivatives used to hedge forecast transactions with separately identifiable risks are deferred and taken into account in the valuation of the transaction in question, which occurs when it is settled.

5.5.3. TRADE PAYABLES

(in thousands of euros)	2022	2021
Non-Group suppliers and related accounts	25,106	17,803
Accrued expenses	76,423	63,760
Group suppliers (including accrued expenses)	70,296	58,041
TOTAL	**171,824**	**139,604**

5.5.4. TAX AND SOCIAL SECURITY PAYABLES

(in thousands of euros)	2022	2021
Staff costs and related accounts	114,179	112,169
Social security	119,092	72,644
State and local authorities		
■ Corporate income tax	-	-
■ Value-added tax	87,370	84,471
■ Other tax	11,120	11,647
TOTAL	**331,760**	**280,931**

5.5.5. OTHER LIABILITIES, ACCRUALS AND DEFERRED INCOME

(in thousands of euros)	2022	2021
Payables on fixed assets and related accounts	7,799	11,867
Group and associates	299,459	319,605
Other payables	24,417	25,557
Deferred income	101,595	98,003
TOTAL	**433,270**	**455,032**

Deferred income comprises the portion of interim billings issued in advance on fixed-price and maintenance contracts.

The *Group and associates* item consists of current account advances received from subsidiaries. These advances are related to cash transfers from subsidiaries participating in the zero-balance cash pooling system implemented by the Company.

At 31 December 2022, *Liabilities on fixed assets* included:

- liabilities on acquisitions of property, plant and equipment for €1,599 thousand;
- liabilities on acquisitions of non-current financial assets for €6,200 thousand. These concerned investments in FCPI funds and will be recognised upon each call for subscription.

5.5.6. ACCRUED EXPENSES

(in thousands of euros)	31/12/2022	31/12/2021
Accrued expenses		
Accrued interest on financial debt	3,562	2,746
Trade payables and related accounts	91,730	79,200
Trade receivables – Credit notes to be issued	19,753	19,695
Tax and social security payables	168,910	166,558
Other payables	-	500
TOTAL	**283,954**	**268,700**

5.5.7. FOREIGN CURRENCY TRANSLATION GAINS

(in thousands of euros)	2022	2021
Foreign currency translation gains	3,046	1,293
TOTAL	**3,046**	**1,293**

5.6. Maturities of receivables and payables at the balance sheet date

20230726031153

5.6.1. RECEIVABLES

(in thousands of euros)	Gross amount	Due in 1 year or less	Due in more than 1 year
Non-current assets			
Receivables related to equity interests	6,000	-	6,000
Other financial investments	6,152	4,196	1,956
Current assets			
Doubtful debts and disputes	53	-	53
Other trade receivables	403,250	403,250	-
Staff costs and related accounts	54	54	-
Social security	770	770	-
State and local authorities			
▪ Corporate income tax	4,519	4,519	-
▪ Value-added tax	23,400	23,400	-
▪ Other tax	114,028	48,216	65,813
Group and associates	346,799	346,799	-
Other receivables	11,778	11,778	-
Prepaid expenses	14,268	14,268	-
TOTAL	**931,071**	**857,250**	**73,821**

5.6.2. PAYABLES

(in thousands of euros)	Gross amount	Due in 1 year or less	Due in more than 1 year and no more than 5 years	Due in more than 5 years
Bank borrowings				
▪ 2 years maximum at origin	-	-	-	-
▪ More than 2 years at origin	60,000	-	60,000	-
Bond	250,000	-	250,000	-
Other financial debt	469,972	459,847	10,124	-
Trade payables and related accounts	171,824	171,824	-	-
Staff costs and related accounts	114,179	114,179	-	-
Social security	119,092	119,092	-	-
State and local authorities:				
▪ Corporate income tax	-	-	-	-
▪ Value-added tax	87,370	87,370	-	-
▪ Other tax	11,120	11,120	-	-
Payables on fixed assets and related accounts	7,799	7,799	-	-
Group and associates	299,459	299,459	-	-
Other payables	24,417	24,417	-	-
Deferred income	101,595	101,595	-	-
TOTAL	**1,716,826**	**1,396,702**	**320,124**	**-**

6. Other information

6.1. Information on finance leases

6.1.1. ASSETS HELD UNDER FINANCE LEASES

(in thousands of euros)	Original value	Depreciation charge: For the period	Depreciation charge: Accumulated	Net value
IT equipment	30,356	6,354	13,479	16,877

6.1.2. FINANCE LEASE COMMITMENTS

(in thousands of euros)	Lease payments made: For the period	Lease payments made: Accumulated	Lease payments remaining: Less than 1 year	Lease payments remaining: 1 to 5 years	Lease payments remaining: Total payable	Residual purchase price
IT equipment	6,741	14,340	8,806	9,407	18,213	304

6.2. Off-balance sheet commitments

6.2.1. OFF-BALANCE SHEET COMMITMENTS GIVEN

(in thousands of euros)	31/12/2022
Commitments given	
Endorsements and bank guarantees	16,840
Counter-guarantee on non-bank guarantees covering contracts (1)	291,363
Bank counter-guarantee	-
Nominal value of future equipment operating lease payments	1,381
Nominal value of future real estate operating lease payments	206,028
Nominal value of future finance lease payments	10,609
Foreign exchange hedge (2)	103,807
Interest rate hedge	100,000
TOTAL COMMITMENTS GIVEN	**730,028**

(1) Under the IT service contracts entered into with its clients, the Company may, if formally requested by its clients, provide parent company guarantees to its subsidiaries in respect of the performance of their obligations under the contracts signed directly with their clients. To date, no use has ever been made of any such guarantee.
(2) Including internal foreign exchange contracts.

Other off-balance sheet commitments given:

Sopra Steria Group also acts as guarantor for the amount of the contribution payable by its UK subsidiaries in respect of defined benefit pension plans in the event that those subsidiaries should default. Similarly, it acts as guarantor for the put option granted to the UK Cabinet Office to acquire the 25% stake not yet held in SSCL, in the event that the Sopra Steria Ltd subsidiary should default.

Sopra Steria Group has granted a loan approval to its subsidiary Sopra Financial Technology in the amount of €35,000 thousand. At 31 December 2022, the unused portion of this loan came to €29,000 thousand.

2023072603154

6.2.2. OFF-BALANCE SHEET COMMITMENTS RECEIVED

(in thousands of euros)	31/12/2022
Commitments received	
Endorsements and other bank guarantees	873
Cash facilities (current bank overdrafts):	
■ Authorised	161,500
■ Used (balance sheet)	-
■ Not used (off balance sheet)	161,500
Medium-term loan:	
■ Authorised	1,210,000
■ Used (balance sheet)	60,000
■ Not used (off balance sheet)	1,150,000
Net carrying amount of assets held under finance leases	16,877
Foreign exchange hedge (1)	103,807
Interest rate hedge	100,000
TOTAL COMMITMENTS RECEIVED	**1,533,057**

(1) Including internal foreign exchange contracts.

Other off-balance sheet commitments received:

As part of a cash pooling arrangement set up between certain Group entities and BMG (Bank Mendes Gans), the Company acts as guarantor for the amounts borrowed by its subsidiaries.

Lastly, as part of the acquisition of Sodifrance, the Company received specific guarantees from the sellers in respect of certain specific potential risks concerning the pre-acquisition period, for which compensation would be payable on a euro-for-euro basis.

6.3. Exceptional events and legal disputes

There were employee and contractual risks and disputes at the balance sheet date that are not provisioned in the balance sheet because they constitute contingent liabilities. Uncertainties remain as to their amount and the timing of the outflow of resources.

Furthermore, there are no exceptional events or legal disputes that may have a material effect on the Company's financial position, revenue, assets or net profit.

6.4. Subsequent events

The conditions precedent applicable to the acquisition of CS Group described in Note 2.1 were met after 31 December 2022, on 28 February 2023.

6.5. Summary for the last five financial years

(in thousands)	2022	2021	2020	2019	2018
Financial position at year-end					
■ Share capital	20,548	20,548	20,548	20,548	20,548
■ Number of shares issued	20,548	20,548	20,548	20,548	20,548
■ Number of bonds convertible into shares	-	-	-	-	-
Results of operations for the year					
■ Revenue excluding VAT	1,891,556	1,717,658	1,512,781	1,651,461	1,553,775
■ Profit before tax, depreciation, amortisation and provisions	230,059	174,360	131,796	150,240	127,749
■ Corporate income tax	-16,032	-15,468	-20,835	-14,713	-26,012
■ Profit after tax, depreciation, amortisation and provisions	167,666	156,867	142,276	147,078	124,706
■ Amount of profit distributed as dividends	88,355	65,754	41,095	-	38,013
Earnings per share					
■ Profit after tax but before depreciation, amortisation and provisions	11.98	9.24	7.43	8.03	7.48
■ Profit after tax, depreciation, amortisation and provisions	8.16	7.63	6.92	7.16	6.07
■ Dividend paid per share	4.30	3.20	2.00	-	1.85
Employee data					
■ Number of employees	13,336	13,236	12,997	13,451	13,083
■ Total payroll	684,774	665,161	625,364	635,496	610,196
■ Amount paid in respect of employee benefits (social security, employee discounts, etc.)	317,064	300,241	277,481	288,332	299,928

6.6. Maturity schedule of trade payables and receivables

6.6.1. MATURITY SCHEDULES OF TRADE PAYABLES NOT PAST DUE

The *Trade payables and related accounts* item came to €171,824 thousand. It comprised accrued expenses for €91,730 thousand, invoices not past due for €77,727 thousand and past due invoices for €2,367 thousand.

0230726O3155

	Article D. 441-4 I. 1° of the French Commercial Code: Invoices received, not yet paid and past due at the balance sheet date					
	0 days (for guidance only)	1 to 30 days	31 to 60 days	61 to 90 days	91 days and over	Total
(A) PAST DUE INVOICES						
Number of invoices concerned	-					4,886
Total amount of invoices concerned (€k, incl. VAT)		2,246	-537	292	365	2,367
Percentage of total purchases for the financial year (excl. VAT)		0.3%	-0.1%	0.0%	0.0%	0.3%
(B) INVOICES EXCLUDED FROM (A) RELATING TO DISPUTED PAYABLES AND RECEIVABLES OR NOT RECORDED IN THE ACCOUNTS						
Number of invoices excluded						-
Total amount of invoices excluded (€k, incl. VAT)	-	-	-	-	-	-
(C) PAYMENT TERMS USED AS REFERENCE (CONTRACTUAL DEADLINE OR LEGAL DEADLINE SET FORTH IN ARTICLE L. 441-6 OR L. 443-1 OF THE FRENCH COMMERCIAL CODE)						
Payment terms used to calculate late payments		■ Contractual deadline: 30 to 45 days ■ Legal deadline: 45 days				

6.6.2. MATURITY SCHEDULE OF TRADE RECEIVABLES NOT PAST DUE

The *Trade receivables and related accounts* item came to €403,259 thousand. It comprised accrued income for €124,259 thousand, invoices not past due for €244,192 thousand and past due invoices for €34,808 thousand.

	Article D. 441-4 I. 2° of the French Commercial Code: Invoices issued, not yet paid and past due at the balance sheet date					
	0 days (for guidance only)	1 to 30 days	31 to 60 days	61 to 90 days	91 days and over	Total
(A) PAST DUE INVOICES						
Number of invoices concerned	-					1,887
Total amount of invoices concerned (€k, incl. VAT)		21,754	4,552	3,245	5,257	34,808
Percentage of revenue for the financial year (excl. VAT)		1.1%	0.2%	0.2%	0.3%	1.8%
(B) INVOICES EXCLUDED FROM (A) RELATING TO DISPUTED PAYABLES AND RECEIVABLES OR NOT RECORDED IN THE ACCOUNTS						
Number of invoices excluded						6
Total amount of invoices excluded (€k, incl. VAT)	-	-	-	-	53	53
(C) PAYMENT TERMS USED AS REFERENCE (CONTRACTUAL DEADLINE OR LEGAL DEADLINE SET FORTH IN ARTICLE L. 441-6 OR L. 443-1 OF THE FRENCH COMMERCIAL CODE)						
Payment terms used to calculate late payments		■ Contractual deadline: 45 days ■ Legal deadline: 45 days				

Statutory Auditors' report on the parent company financial statements

Financial year ended 31 December 2022
To the General Meeting of Sopra Steria Group SA,

Opinion

In compliance with the engagement entrusted to us by your shareholders at the General Meeting, we have audited the accompanying financial statements of Sopra Steria Group SA for the financial year ended 31 December 2022.

In our opinion, the financial statements give a true and fair view of the assets and liabilities and of the financial position of the Company as of 31 December 2022 and of the results of its operations for the year then ended in accordance with French accounting principles.

The opinion expressed above is consistent with our report to the Audit Committee.

Basis for opinion

AUDIT FRAMEWORK

We performed our audit in accordance with the professional standards applicable in France. We believe that the audit evidence we have obtained is sufficient and appropriate to provide a basis for our opinion.

Our responsibilities under those standards are further described in the section of this report entitled "Responsibilities of the Statutory Auditors relating to the audit of the parent company financial statements".

INDEPENDENCE

We performed our audit in accordance with the independence rules provided by the French Commercial Code and the French Code of Ethics for Statutory Auditors for the period from 1 January 2022 to the date our report was issued, and in particular we have not provided any services prohibited by Article 5, paragraph 1 of Regulation (EU) No. 537/2014.

Justification of our assessments

In accordance with the requirements of Articles L. 823-9 and R. 823-7 of the French Commercial Code relating to the justification of our assessments, we bring to your attention the following assessments which, according to our professional judgment, were most significant for the audit of the parent company financial statements for the financial year.

These matters were addressed in the context of our audit of the parent company financial statements as a whole and in forming our opinion thereon. We do not provide a separate opinion on specific items of the parent company financial statements.

REVENUE RECOGNITION ON FIXED-PRICE CONTRACTS

(Note 4.1.1 to the parent company financial statements)

Risk identified

Sopra Steria Group, one of Europe's key players in digital transformation, offers end-to-end, high-value-added services comprising consulting and systems integration, development of industry- and technology-specific solutions, IT infrastructure management, cybersecurity and business process services (BPS).

For the financial year ended 31 December 2022, the Company's revenue totalled €1.9 billion, a significant portion of which related to fixed-price contracts. Fixed-price contracts are characterised by commitments relating to the price, the end result and the deadline.

As stated in Note 4.1.1 to the parent company financial statements, services corresponding to contracts of this kind are recognised using the percentage-of-completion method. This method requires an estimate by management of figures on completion and the level of completion of the contract, it being specified that the amount of revenue recognised at each balance sheet date is based on the difference between the contract value and the amount required to cover the total number of person-days remaining to be performed.

We considered the recognition of revenue on fixed-price contracts as a key audit matter due to its significance in Sopra Steria Group SA's financial statements and the level of judgment and estimation required by management to determine the revenue and income on completion from these contracts.

Our response

We familiarised ourselves with the internal control procedures implemented by the Company and tested the key controls relating to determining income from fixed-price contracts.

For a sample of contracts deemed material due to their financial impact and risk profile:

- we reconciled contractual data, including any contractual changes resulting from additional requests and contractual claims, with management and accounting data;
- we talked to management and project managers in order to assess the reasonable nature of the estimates made by management and corroborate the estimated amount allocated to cover the total number of person-days remaining to be performed, particularly in comparison with prior estimates and by reviewing correspondence with the client and assessing whether this has been translated correctly into the accounts. In performing this work we drew on experience acquired in previous financial years relating to similar contracts;
- for contracts subject to claims, we talked to the Company's legal department and reviewed correspondence with the client in order to assess the estimates made by management.

We also used substantive checks on a sample of trade receivables and accrued income in order to assess management's estimates relating to the prospect of recovering these receivables.

2023072603156

VALUATION AND IMPAIRMENT OF NON-CURRENT FINANCIAL ASSETS

(Note 5.1.3 to the parent company financial statements)

Risk identified

Non-current financial assets are reported in the balance sheet at 31 December 2022 for a net amount of €1,882.7 million, representing 56% of total assets.

As set out in Note 5.1.3 to the parent company financial statements, equity interests are recognised at acquisition cost and impaired when their value in use is less than their net carrying amount at the balance sheet date.

In estimating the value in use of these securities, management must exercise judgment in deciding which factors should be taken into consideration for each relevant investment. These factors may correspond to historical items (equity and net debt) or forecast items (discounted future cash flows taking into account the profitability outlook and economic climate in the countries in question).

We considered that the valuation of non-current financial assets is a key audit matter because of their significant importance in the Company's parent company financial statements and the judgment exercised by management in determining their value in use.

Our response

To assess the reasonableness of the estimate of the value in use of equity interests, based on the information provided to us, our work consisted in particular of:

- verifying, for valuations based on historical elements, that the retained equity is consistent with the accounts of entities that have been the subject of an audit or analytical procedures by their statutory auditors, and assessing the appropriateness of any adjustments made to this equity;
- for valuations based on forecast items:
  - obtaining cash flow forecasts for the entities concerned prepared by the operational departments, and assess their consistency with the forecast data derived from the latest strategic plans, prepared under the supervision of their general management for each of these activities and approved, where applicable, by the Board of Directors:
    - assessing the consistency of the assumptions used (in particular the growth rate of projected cash flows) with the market analyses and consensus observed, and verifying the various components of the discount rate applied,
    - comparing the forecasts used for previous periods with the corresponding actual levels achieved in order to assess the extent to which past targets were met;

In addition to assessing the values in use of equity interests, our work also involved:

- assessing the recoverability of loans to subsidiaries compared with the analyses carried out on the equity interests;
- verifying the recognition of a provision for risks in cases where the Company has committed to bear the losses of a subsidiary with negative equity.

Lastly, we verified the appropriateness of the information provided in Note 5.1.3 to the parent company financial statements.

PROVISIONS FOR RETIREMENT BONUSES

(Note 5.4.1 to the parent company financial statements)

Risk identified

Sopra Steria Group recognises provisions for its employee benefit obligations with respect to retirement bonuses in accordance with the terms of voluntary and compulsory retirement under the Syntec collective bargaining agreement. The related provision is evaluated recognised on an actuarial basis based on the projected unit credit method described in Note 5.4.1 to the parent company financial statements. The actuarial value of accumulated benefits as at 31 December 2022 was €94.0 million.

Valuing these obligations, as well as the actuarial cost for the financial year, requires a high level of judgment by management to determine appropriate assumptions to be made, such as the discount rate, future pay rises, staff turnover and mortality tables.

The change in some of these assumptions may have a material impact on determining the amount of the provision recognised.

In view of the amounts represented by these obligations, we considered the provisions for retirement bonuses to be a key audit matter.

Our response

We familiarised ourselves with the process for valuing the provision for retirement bonuses applied by Sopra Steria Group. A review of actuarial assumptions was performed to take into account any changes over the year or ad hoc impacts by:

- assessing the discount rate in order to evaluate its consistency with market conditions and duration;
- assessing the reasonable nature of assumptions relating to pay rises, staff turnover and mortality;
- reviewing calculations supporting the sensitivity of the liability to changes in the discount rate.

Lastly, we verified the appropriateness of the information provided in Note 5.4.1 to the parent company financial statements.

Specific verifications

We also performed the other specific verifications required by law and regulations in accordance with professional standards applicable in France.

Information given in the Management Report and in the other documents with respect to the financial position and the parent company financial statements addressed to shareholders

We have no matters to report regarding the fair presentation and consistency with the parent company financial statements of the information given in the Management Report of the Board of Directors, and in the other documents addressed to shareholders with respect to the financial position and the parent company financial statements.

We certify that information relating to payment times as mentioned in Article D. 441-6 of the French Commercial Code is fair and consistent with the parent company financial statements.

Information relating to corporate governance

We attest to the existence, in the report of the Board of Directors on corporate governance, of the information required by Articles L. 225-37-4, L. 22-10-10 and L. 22-10-9 of the French Commercial Code.

Concerning the disclosures made in accordance with the requirements of Article L. 22-10-9 of the French Commercial Code relating to compensation and benefits paid or granted to the company officers and any other commitments made to them, we have verified their consistency with the financial statements, or with the underlying information used to prepare those financial statements and, where applicable, with the information obtained by your Company from companies controlling your Company or controlled by it that are included in the scope of consolidation. Based on this work, we attest to the accuracy and fair presentation of those disclosures.

Concerning the disclosures made relating to the elements that your Company considered likely to have an impact in the event of a public tender or exchange offer pursuant to the provisions of Article L. 22-10-11 of the French Commercial Code, we verified their compliance with the source documents which were provided to us. Based on this work, we have no comments to make on these disclosures.

Other information

Pursuant to the law, we have verified that the Management Report contains the applicable disclosures as to ownership and control, and the identity of the holders of share capital and voting rights.

Report on other legal and regulatory requirements

Format of presentation of the parent company financial statements intended to be included in the Annual Financial Report

We have also verified, in accordance with the professional standard applicable in France concerning the procedures performed by the Statutory Auditor relating to the parent company and consolidated financial statements presented in the European Single Electronic Format, that the presentation of the parent company financial statements intended to be included in the Annual Financial Report mentioned in Article L. 451-1-2, I of the French Monetary and Financial Code (*Code monétaire et financier*), prepared under the responsibility of the Chief Executive Officer, complies with this format as defined in Commission Delegated Regulation (EU) 2019/815 of 17 December 2018.

Based on the work we have performed, we conclude that the presentation of the parent company financial statements intended to be included in the Annual Financial Report complies, in all material respects, with the European Single Electronic Format.

We have no responsibility to verify that the parent company financial statements that will ultimately be included by your Company in the Annual Financial Report filed with the AMF correspond to those on which we have performed our work.

Appointment of Statutory Auditors

Mazars was appointed Statutory Auditor of Sopra Steria Group SA by the shareholders at the General Meeting of 1 June 2000, and ACA Nexia by the shareholders at the General Meeting of 24 June 2004.

As at 31 December 2022, Mazars was in its 23rd consecutive year as Statutory Auditor and ACA Nexia in its 19th consecutive year as Statutory Auditor, respectively 23 years and 19 years since the Company's shares were first listed for trading on a regulated market.

Responsibility of management and persons charged with governance in relation to the parent company financial statements

It is management's responsibility to prepare parent company financial statements that give a true and fair view in accordance with French accounting principles, as well as to implement the internal controls it deems necessary to prepare parent company financial statements that are free of material misstatement, whether due to fraud or error.

On preparing the parent company financial statements, it is up to management to assess the Company's ability to continue as a going concern, and to present in the financial statements, if applicable, any necessary information relating to the continuity of operations and apply the going concern assumption unless it is planned that the company will be liquidated or cease trading.

The parent company financial statements have been approved by the Board of Directors.

2023072603157

Responsibilities of the Statutory Auditors relating to the audit of the parent company financial statements

Audit aim and approach

It is our responsibility to prepare a report on the parent company financial statements. Our aim is to obtain reasonable assurance that the parent company financial statements taken as a whole are free of material misstatement. Reasonable assurance corresponds to a high level of assurance, although this does not guarantee that an audit performed in accordance with professional standards systematically allows for all material misstatements to be detected. Misstatements may be due to fraud or error and are considered material when it can reasonably be expected that they may, taken individually or combined, influence the financial decisions of users made on the basis of the financial statements.

As specified in Article L. 823-10-1 of the French Commercial Code, our assignment of certifying the financial statements does not consist of guaranteeing the viability or quality of your company's management.

Within the framework of an audit performed in accordance with professional standards applicable in France, the Statutory Auditor uses its professional judgment throughout the audit process.

In addition:

- it identifies and assesses the risk of the parent company financial statements containing material misstatements, whether due to fraud or error, defines and implements audit procedures in light of these risks, and collects evidence that it deems sufficient and appropriate to form a basis for its opinion. The risk of failure to detect a material misstatement due to fraud is higher than in the case of a material misstatement due to error, as fraud may involve collusion, falsification, deliberate omissions, false statements or circumvention of internal control procedures;
- it familiarises itself with internal controls relevant for the audit in order to define appropriate audit procedures under the circumstances, and not with the aim of expressing an opinion on the effectiveness of internal control procedures;
- it assesses the appropriateness of accounting policies used and the reasonable nature of accounting estimates made by management, as well as associated information provided in the parent company financial statements;
- it assesses the appropriateness of management's application of the going concern principle and, depending on the evidence collected, whether or not any material uncertainty exists relating to events or circumstances that may call into question the Company's ability to continue as a going concern. This assessment relies on evidence collected up to the date of its report, noting that subsequent circumstances or events may call into question the continuity of operations. If it concludes that a material uncertainty exists, it shall draw readers' attention to the information provided in the parent company financial statements relating to this uncertainty or, if this information is not provided or is not relevant, it shall give a qualified certification or refuse to certify the financial statements;
- it assesses the overall presentation of the parent company financial statements and evaluates whether the parent company financial statements reflect underlying transactions and events in a way that gives a true and fair view.

REPORT TO THE AUDIT COMMITTEE

We send a report to the Audit Committee setting out in particular the scope of our audit work and the programme of works carried out, as well as the conclusions of our work. We also bring to its attention, if applicable, any significant weaknesses in internal control procedures that we have identified as regards procedures relating to the preparation and treatment of accounting and financial information.

The information provided in the report to the Audit Committee includes risks of material misstatement, which we deem to have been the most significant for our audit of the parent company financial statements for the financial year and which therefore constitute key audit matters, which it is our duty to describe in this report.

We also provide the Audit Committee with the declaration required by Article 6 of Regulation (EU) No. 537-2014 attesting to our independence within the meaning of applicable regulations in France as set out in particular by Articles L. 822-10 to L. 822-14 of the French Commercial Code and in the French Code of Ethics for Statutory Auditors. If applicable, we shall discuss with the Audit Committee the risks to our independence and safeguarding measures implemented.

Paris and Courbevoie, 2 March 2023

The Statutory Auditors,

French original signed by

ACA Nexia

Sandrine Gimat

Mazars

Alain Chavance

Jérôme Neyret

This is a free translation into English of a report issued in French and is provided solely for the convenience of English-speaking users. This report should be read in conjunction with, and construed in accordance with, French law and professional auditing standards applicable in France.

Statutory Auditors' special report on related-party agreements

General Meeting to approve the financial statements for the financial year ended 31 December 2022

To the General Meeting of Sopra Steria Group SA,

In our capacity as Statutory Auditors of your Company, we hereby submit to you our report on related-party agreements.

We are required to inform you, on the basis of the information provided to us, of the principal terms and conditions as well as the grounds for the benefit to the company of those agreements brought to our attention or that we may have discovered in the course of our audit. We are not required to express an opinion on their usefulness and appropriateness or ascertain whether any other such agreements exist. In accordance with the terms of Article R. 225-31 of the French Commercial Code, it is your responsibility to assess the benefit of entering into such agreements when they are submitted for your approval.

Where applicable, it is also our responsibility to provide you with the information required by Article R. 225-31 of the French Commercial Code in relation to the implementation during the financial year under review of agreements already approved by the shareholders at a General Meeting.

We have carried out the procedures we deemed necessary in accordance with the professional guidelines of the Compagnie Nationale des Commissaires aux Comptes (CNCC, the French national institute of statutory auditors) relating to this engagement. These procedures consisted in verifying that the information given to us was consistent with the underlying documents.

1. AGREEMENTS SUBMITTED FOR APPROVAL AT THE GENERAL MEETING

We hereby inform you that we were not advised of any agreement authorised and entered into during the financial year under review that needs to be submitted for shareholder approval at the General Meeting pursuant to Article L. 225-38 of the French Commercial Code.

2. AGREEMENTS ALREADY APPROVED AT A GENERAL MEETING

Agreements approved during previous financial years that remained in force during the financial year under review

In accordance with Article R. 225-30 of the French Commercial Code, we have been informed that the following agreements approved by the shareholders at General Meetings in previous financial years remained in force during the financial year under review.

Tripartite framework agreement for assistance entered into between your Company, Sopra GMT (a shareholder in your Company) and Axway Software (an investee of your Company)

Under this agreement, Sopra GMT carried out services for your Company relating to strategic decision-making, coordination of the general policy between your Company and Axway Software, and the development of synergies between these two companies, and performs various strategy-related, consulting and assistance services particularly with respect to finance and control.

This agreement has an unspecified term and will end, in the event of termination, with prior notice of 12 months.

Services are charged to Sopra Steria Group on the basis of actual costs plus a 7% mark-up (excluding expenses relating to Sopra GMT's administration of its investments, estimated at around 15% of the total).

Sopra Steria Group charges Sopra GMT fees for providing premises, IT resources and assistance from the Group's functional divisions as well as appropriate expertise for the assignments performed by Sopra GMT.

Under this agreement, Sopra GMT charged your Company a net amount of €1,309,924 with respect to financial year 2022.

At its meetings on 9 February 2022 and 26 January 2023, your Company's Board of Directors confirmed that this agreement still met the criteria under which it was authorised, and indicated that it would maintain the previously granted authorisation.

Persons concerned:

Name	Functions
Pierre Pasquier	Chairman of the Board of Directors of Sopra Steria Group Chairman and CEO of Sopra GMT
Éric Pasquier	Director of Sopra Steria Group Managing Director and Director of Sopra GMT
Kathleen Clark-Bracco	Permanent representative of Sopra GMT for the Board of Directors of Sopra Steria Group

2023072603158

Agreement entered into with Éric Hayat Conseil

At its meeting of 25 October 2018, your Board of Directors authorised an agreement with Éric Hayat Conseil for a period expiring on 31 December 2024. This agreement relates to the provision to Executive Management of consulting and assistance services for business development in strategic operations, in return for compensation calculated at a rate of €2,500 (excluding taxes) per day.

For the financial year ended 31 December 2022, your Company recognised an expense of €181,000 under this agreement.

At its meetings on 9 February 2022 and 26 January 2023, your Company's Board of Directors confirmed that this agreement still met the criteria under which it was authorised, and indicated that it would maintain the previously granted authorisation.

Person concerned: Éric Hayat, Chairman of Éric Hayat Conseil and Vice-Chairman of the Board of Directors of Sopra Steria Group.

Paris and Courbevoie, 2 March 2023
The Statutory Auditors,
French original signed by

Mazars		**ACA Nexia**
Alain Chavance	Jérôme Neyret	Sandrine Gimat

This is a free translation into English of a report issued in French and is provided solely for the convenience of English-speaking users. This report should be read in conjunction with, and construed in accordance with, French law and professional auditing standards applicable in France.

6 PARENT COMPANY FINANCIAL STATEMENTS

7. Share ownership structure

20230726O3159

1.	General information	296
2.	Share ownership structure	297
3.	Employee share ownership	297
4.	Voting rights	298
5.	Threshold crossings	298
6.	Shareholders' agreements	298
	Agreement between Sopra GMT, Pasquier and Odin families, and management	298
7.	**Control**	**299**
7.1.	Holding company	299
7.2.	Breakdown of voting rights	299
7.3.	Members of Sopra Steria Group's Board of Directors	299
7.4.	Measures to govern the control exercised by Sopra GMT	299
8.	**Share buyback programme**	**299**
8.1.	Implementation of the share buyback programme in 2022	299
8.2.	Description of the 2022 share buyback programme	300
9.	**Changes in share capital**	**301**
10.	**Securities giving access to the share capital – Potential dilution**	**301**
11.	**Information on transactions in securities by Directors or persons mentioned in Article L. 621-18-2 of the French Monetary and Financial Code**	**302**
12.	**Authorisations to issue securities granted to the Board of Directors at the Combined General Meeting of 1 June 2022**	**302**
12.1.	Issue with pre-emptive subscription rights	302
12.2.	Issue without pre-emptive subscription rights	302
12.3.	Authorisations for issues reserved for employees and company officers without pre-emptive subscription rights	303
13.	**Information required by Article L. 22-10-11 of the French Commercial Code relating to public tender or exchange offers**	**303**
14.	**Monthly share prices and trading volumes on Euronext Paris**	**304**
15.	**Share price performance**	**304**
16.	**Dividend per share**	**305**

1. General information

The Group was listed on the Paris Stock Exchange on 27 March 1990.

At 31 December 2022, Sopra Steria Group had a share capital of €20,547,701. It is made up of 20,547,701 shares with a par value of €1 each.

Codes and classification of the Sopra Steria Group share

ISIN/Euronext code: FR0000050809
Ticker symbol: SOP
Market: Euronext Paris
CFI: ESEUFB
(E = Equities, S = Shares, E = Enhanced voting, U = Free, F = Fully paid, B = Bearer)
Type of instrument: Stock
Compartment: A (Large Cap)

Characteristics of the Sopra Steria Group share

Industry: 9000, Technology
Supersector: 9500, Technology
Sector: 9530, Software & Computer Services
Subsector: 9533, Computer Services
Eligible for Share Savings Plan (PEA)
Eligible for Deferred Settlement Service

Main tickers for the Sopra Steria Group share

Euronext: SOP
Bloomberg: SOP:FP
Reuters: SOPR.PA

Main financial indices including the Sopra Steria Group share

SBF 120
CAC ALL-TRADABLE
CAC ALL SHARES
CAC MID & SMALL
CAC MID 60
CAC TECHNOLOGY
Euronext Developed Market
Euronext Developed Market USD
NEXT 150

Main non-financial indices including the Sopra Steria Group share

EURONEXT EUROZONE ESG Large 80
EURONEXT EUROZONE 300
Euronext Vigeo Europe 120
Euronext Vigeo Euro 120
CDP ENVIRONNEMENT ESG FR EW
EURONEXT CDP ENVIRONNEMENT FR EOGE
EURONEXT CDP ENVIRONNEMENT FR EW
Gaïa Index
EURONEXT CAC SBT 1.5° Index

2023072603160

2. Share ownership structure

Shareholders	At 31/12/2022 Shares	% of capital	% of theoretical voting rights	% of exercisable voting rights	At 31/12/2021 Shares	% of capital	% of theoretical voting rights	% of exercisable voting rights	At 31/12/2020 Shares	% of capital	% of theoretical voting rights	% of exercisable voting rights
Sopra GMT (1)	4,035,669	19.6%	29.8%	30.0%	4,035,669	19.6%	29.7%	29.8%	4,035,669	19.6%	29.7%	29.8%
Pasquier family	112,479	0.5%	0.8%	0.8%	112,479	0.5%	0.8%	0.8%	111,209	0.5%	0.8%	0.8%
Odin family	212,928	1.0%	1.6%	1.6%	212,298	1.0%	1.6%	1.6%	215,933	1.1%	1.6%	1.6%
Management	215,671	1.0%	1.4%	1.5%	217,725	1.1%	1.5%	1.5%	217,224	1.1%	1.4%	1.5%
Total agreements: Agreement between Sopra GMT, Pasquier and Odin families, and management	**4,576,747**	**22.3%**	**33.7%**	**33.9%**	**4,578,801**	**22.3%**	**33.6%**	**33.7%**	**4,580,035**	**22.3%**	**33.6%**	**33.6%**
Shares managed on behalf of employees	1,321,912	6.4%	8.1%	8.1%	1,197,587	5.8%	7.8%	7.8%	1,297,939	6.3%	8.4%	8.5%
o/w Corporate mutual funds (FCPE), We Share employee share ownership plan and SIP Trust (2)	1,115,630	5.4%	7.3%	7.4%	976,225	4.8%	6.9%	7.0%	1,068,079	5.2%	7.6%	7.6%
o/w Other UK trusts (3)	206,282	1.0%	0.8%	0.8%	221,362	1.1%	0.8%	0.8%	229,860	1.1%	0.9%	0.9%
Free float	14,537,777	70.8%	57.8%	58.0%	14,691,339	71.5%	58.3%	58.5%	14,622,915	71.2%	57.8%	57.9%
Treasury shares	111,265	0.5%	0.4%	0.0%	79,974	0.4%	0.3%	0.0%	46,812	0.2%	0.2%	0.0%
TOTAL	**20,547,701**	**100.0%**	**100.0%**	**100.0%**	**20,547,701**	**100.0%**	**100.0%**	**100.0%**	**20,547,701**	**100.0%**	**100.0%**	**100.0%**

(1) Sopra GMT, a French "société anonyme", is a holding company for Sopra Steria Group and Axway Software.
(2) SIP Trust is a UK trust that manages shares purchased by employees under a share incentive plan.
(3) The other UK trusts hold asssets for the benefit of employees in the United Kingdom and India, for example via employee share ownership plans.

SOPRA GMT'S OWNERSHIP STRUCTURE IS AS FOLLOWS:

Sopra GMT ownership structure Shareholders	At 31/12/2022 Shares	% of capital	At 31/12/2021 Shares	% of capital	At 31/12/2020 Shares	% of capital
Pasquier family	318,050	68.47%	318,050	68.27%	318,050	68.27%
Odin family	132,050	28.43%	132,050	28.34%	132,050	28.34%
Sopra Steria Group managers (active and retired)	12,604	2.71%	12,604	2.71%	15,774	3.39%
Treasury shares	1,823	0.39%	3,170	0.68%	0	0.00%
TOTAL	**464,527**	**100.00%**	**465,874**	**100.00%**	**465,874**	**100.00%**

3. Employee share ownership

Sopra Steria has always aimed to give employees a stake in the corporate plan and the company's financial performance.

At 31 December 2022, all the holdings managed on behalf of employees accounted for 6.4% of the share capital (1,321,912 shares) and 8.1% of voting rights.

The holdings managed on behalf of corporate mutual funds (FCPEs) and share incentive plans (SIPs) in the United Kingdom made up 5.4% of the share capital (1,115,630 shares) and 7.3% of voting rights.

The shares held by UK trusts, namely SSET and XEBT, for the benefit of employees in the UK and India, accounting for 1.0% of the share capital (206,282 shares) and 0.8% of the voting rights. In 2022, the shares held by these trusts were used to make matching contributions to the SIPs.

Under the We Share 2022 plan agreed by the Board of Directors on 12 January 2022, participating employees acquired 189,639 shares.

At its meeting of 11 January 2023, the Board of Directors decided to set up a new employee share ownership plan in the first half of 2023, based on the model of highly successful previous We Share plans. Under this new plan, employees will receive a matching contribution of one free share for every share purchased. The plan is limited to a total of 200,000 shares: 100,000 shares purchased by employees and 100,000 matching free shares granted by Sopra Steria. The shares granted under these plans are purchased on the market by the Group. They enable employees to benefit durably from the long-term success of the Group's corporate plan and performance. In addition to their motivational power, employee share ownership plans help foster a sense of belonging and inclusion, since almost 96% of the total workforce is eligible for these Group-wide programmes.

4. Voting rights

At 31 December 2022, the total number of voting rights that could be exercised was 26,448,235 and the total number of theoretical voting rights was 26,559,500.

Pursuant to the Articles of Association, double voting rights are awarded to all shares that can be shown to have been held in registered form by the same shareholder for at least two years.

At 31 December 2022, 6,011,799 shares (representing 29.3% of the share capital) held double voting rights.

5. Threshold crossings

In 2022, no statutory shareholding thresholds were crossed that required a report to be filed with the Autorité des Marchés Financiers.

Crossing of shareholding threshold(s) Date	AMF declaration no.	Shareholder(s) having crossed the threshold(s)	Crossing of threshold(s) in capital	Crossing of threshold(s) in voting rights	Type	Number of shares	% of capital held	Number of voting rights	% voting rights held
-	-	-	-	-	-	-	-	-	-

Article 30 of the Company's Articles of Association states that the "Rights to shareholder information – Disclosure obligations"

"All shareholders are entitled to obtain the documents necessary to enable them to make informed decisions regarding the management and operations of the Company.

The documentation required and its availability to shareholders is established by law and in regulations.

Any shareholder who holds more than 3% or more than 4% of the Company's capital shall inform the Company in the same manner and based on the same methods of calculation as required with respect to legal thresholds."

6. Shareholders' agreements

Agreement between Sopra GMT, Pasquier and Odin families, and management

A shareholders' agreement constituting an action in concert was concluded, for a two-year term, on 7 December 2009 between the Pasquier and Odin family groups, Sopra GMT and a group of senior managers. It is automatically renewable for subsequent terms of two years.

This agreement includes the following main provisions:

- an undertaking by the parties to act in concert so as to implement shared strategies and, in general, to approve any significant decisions;
- an undertaking by the parties to act in concert in connection with the appointment of the members of Sopra Steria Group's management bodies and the renewal of these appointments, by which the senior managers agree to facilitate the appointment of any individuals proposed by the Pasquier and Odin family groups and Sopra GMT;
- an undertaking by the parties to act in concert in order to ensure that they always jointly hold at least 30% of the capital and voting rights of Sopra Steria Group;
- an undertaking by the parties to act in concert in connection with any proposed acquisition or disposal corresponding to more than 0.20% of the capital or voting rights of Sopra Steria Group;
- an undertaking by the parties to act in concert in order to adopt a shared strategy in the event of any takeover bid relating to Sopra Steria Group shares;
- a pre-emptive right to the benefit of the Pasquier and Odin family groups and Sopra GMT in the event of any disposal by (i) a senior manager of Sopra Steria Group shares (right of first refusal for Sopra GMT, right of second refusal for the Pasquier family group, right of third refusal for the Odin family group). The exercise price for the pre-emptive right shall be equal to (i) the price agreed between the transferor and the transferee in the event of an off-market transfer, (ii) the average share price over the ten trading days preceding the announcement of the disposal in the event of a sale on the market, or (iii) the value determined for the shares in the context of the transaction, in all other cases.

The senior managers shall refrain from carrying out any transaction likely to entail the filing of a mandatory takeover bid.

7. Control

2023072603161

7.1. Holding company

Sopra GMT, the holding company that takes an active role in managing the Group, takes part in conducting Group operations through:

- its presence on the Board of Directors and the three Board committees;
- a tripartite assistance agreement entered into with Sopra Steria and Axway, concerning services relating to strategic decision-making, coordination of general policy between Sopra Steria and Axway, and the development of synergies between these two companies, as well as consulting and assistance services, particularly with respect to finance and control.

7.2. Breakdown of voting rights

At 31 December 2022:

- the group of shareholders acting in concert through the agreement stated above, within which Sopra GMT, the Group's holding company, is the main shareholder, held 33.7% of theoretical voting rights;
- the holdings managed on behalf of employees represented 8.1% of theoretical voting rights.

The percentage of voting rights on shares held by shareholders present or represented by proxy holders at the most recent Sopra Steria Group General Meeting was 80.1%.

With the exception of Sopra GMT, no shareholder holds more than 5% of the Company's voting rights.

7.3. Members of Sopra Steria Group's Board of Directors

Sopra GMT held three of the fifteen seats on the Board of Directors, including the Chairman of the Board of Directors.

Two of the seven members of the Nomination, Governance, Ethics and Corporate Responsibility Committee represent Sopra GMT, including the Chairwoman of the Committee.

Sopra GMT is represented on each of the Committees of the Board of Directors.

No other shareholders are specifically represented on the Board of Directors.

7.4. Measures to govern the control exercised by Sopra GMT

The main measures to govern the control exercised by Sopra GMT are as follows:

- the separation of the functions of Chairman of the Board of Directors and Chief Executive Officer;
- the adoption of the AFEP-MEDEF code as the Company's corporate governance code;
- the presence on the Board of Directors of eight Independent Directors;
- the selection process for new Directors, presented in Section 1.2.2, "Selection process" of Chapter 3, "Corporate governance" of this Universal Registration Document (page 57), ensures that proposals from a range of different sources are considered:
- the terms of reference of the specialist committees, which are made up of a majority of Independent Directors;
- periodic assessment by the Board of Directors of its ability to meet the shareholders' expectations.

8. Share buyback programme

8.1. Implementation of the share buyback programme in 2022

This description of the implementation of the share buyback programme is given pursuant to Article L. 225-211 of the French Commercial Code.

Through Resolution 17 of the Combined General Meeting of 1 June 2022, the shareholders renewed the authorisation granted to the Board of Directors to buy back the Company's shares as set out in Article L. 22-10-62 et seq. of the French Commercial Code and the AMF's General Regulation, for an 18-month period expiring 31 December 2023.

During the financial year ended 31 December 2022, this share buyback programme was used as follows:

8.1.1. IMPLEMENTATION OF LIQUIDITY AGREEMENT

At 31 December 2021, 4,805 shares were allocated to the liquidity agreement.

Between 1 January 2022 and 31 December 2022, Sopra Steria Group bought back 221,190 shares under the liquidity agreement at an average price of €145.45 and sold 205,553 shares at an average price of €146.21.

On 9 September 2022, pursuant to the provisions of Article 4 of AMF Decision No. 2021-01 of 22 June 2021 (the "AMF Decision"), Sopra Steria Group increased, by 4,000,000 (four million) euros, the resources allocated to the implementation of the liquidity agreement with ODDO BHF SCA.

At 31 December 2022, 20,442 shares were still held by the Company for the purposes of the liquidity agreement. Their unit cost is €141.55.

8.1.2. ALLOCATION TO EMPLOYEES

At 31 December 2021, 75,169 shares were allocated in order to "allot or sell shares in the Company to employees and/or company officers of the Group, in order to cover share purchase option plans and/or free share plans (or similar plans) for the benefit of Group employees and/or company officers as well as any allotments of shares in connection with a company or Group savings plan (or similar plan), in connection with company profit-sharing and/or any other forms of share allotment to the Group's employees and/or company officers".

The Company has set up a share ownership plan for the Group's employees based on the transfer of shares.

During financial year 2022, the Company acquired 200,000 shares at an average price of €151.07.

Under the Share Incentive Plan (SIP) employee share ownership plan implemented by Sopra Steria Group in the United Kingdom, 144 shares were transferred free of charge to UK employees participating in the SIP in a ratio of one free share per share acquired. Furthermore, 5,437 shares were transferred free of charge by the UK trust SSET to Sopra Steria Group to serve as matching shares for Sopra Steria India's employee share ownership plan.

Under the We Share 2022 plan, 95,112 shares were transferred to employees at the price of €156.31 per share and 94,527 free shares were granted to them as the employer contribution (one free share received on a matching basis for each share acquired).

Taking into account these items, the Company held 90,823 shares allocated for this purpose at 31 December 2022. Their cost price is €143.12.

At 31 December 2022, Sopra Steria Group held 111,265 treasury shares, representing 0.54% of the share capital.

8.2. Description of the 2022 share buyback programme

8.2.1. LEGAL FRAMEWORK

This description is provided in accordance with the provisions of Articles 241-2 et seq. of the General Regulation of the French securities regulator (*Autorité des Marchés Financiers* – AMF) as well as Regulation (EU) No. 596/2014 of 16 April 2014 ("MAR" regulation) and in accordance with the terms of Article 221-3 of the AMF's General Regulation.

This programme will be submitted for approval at the General Meeting of 24 May 2023.

a. Number of shares and share of capital held by the Company

At 28 February 2023, the Company's capital was made up of 20,547,701 shares.

At that date, the Company held 95,939 treasury shares, representing 0.47% of the share capital.

b. Breakdown by purpose of treasury shares held by the Company

At 28 February 2022, the treasury shares held by the Company broke down by purpose as follows:

- implementation of liquidity agreement: 5,116 shares;
- award or sale to employees and/or company officers of the Group, coverage of share purchase option plans and/or free share plans (or similar plans) for the benefit of Group employees and/or company officers as well as any allotments of shares in connection with a company or Group savings plan (or similar plan), in connection with company profit-sharing and/or any other forms of share allotment to the Group's employees and/or company officers: 90,823 shares.

c. Objectives of the new share buyback programme

The objectives of the new share buyback programme to be submitted to shareholders at the General Meeting of 24 May 2023 are:

- to obtain market-making services from an investment services provider acting independently under the terms of a liquidity agreement entered into in compliance with the AMF's accepted market practice;
- to award, sell or transfer shares in the Company to employees and/or company officers of the Group, in order to cover share purchase option plans and/or free share plans (or similar plans) as well as any allotments of shares under a company or Group savings plan (or similar plan) in connection with a profit-sharing mechanism, and/or any other forms of share allotment to the Group's employees and/or company officers;
- to retain the shares bought back in order to exchange them or tender them as consideration at a later date for a merger, spin-off or contribution of assets and, more generally, for external growth transactions. Shares bought back for such purposes are not to exceed, in any event, 5% of the number of shares making up the Company's share capital;
- to deliver the shares bought back, upon the exercise of rights attaching to securities giving access to the Company's share capital through redemption, conversion, exchange, tender of warrants or any other means, as well as to execute any transaction covering the Company's obligations relating to those securities;
- to retire the shares thus repurchased, by way of a capital reduction;
- to implement any market practice that would come to be accepted by the AMF, and in general, to perform any operation that complies with regulations in force.

d. Maximum proportion of share capital, maximum number and characteristics of capital stock

The maximum proportion of share capital that may be bought back is equal to 10% of Sopra Steria Group SA's capital on the buyback day.

At 31 December 2022, the share capital was €20,547,701, made up of 20,547,701 shares, each with a par value of €1. On this basis, Sopra Steria Group SA would be authorised to acquire 10% of its share capital at most, i.e. 2,054,770 shares, not including shares already held.

This limit will be assessed on the date of the buybacks to take into account any capital increase or reduction operations that might occur during the programme period.

e. Maximum purchase price

The maximum purchase price per share is €275.

f. Buyback procedure details

The purchase, sale or transfer by the Company of its own shares may be conducted at any time (except during the period of an offer for the shares) and by any method, including over the counter, in blocks of shares or through the use of derivatives, on one or more occasions.

g. Duration of buyback programme

The programme will run for 18 months as from approval of the resolution presented at the General Meeting of 24 May 2023, i.e. until 23 November 2024.

9. Changes in share capital

2023072603162

At 31 December 2022, Sopra Steria Group had a share capital of €20,547,701. It is made up of 20,547,701 shares with a par value of €1 each. Since 2011, the share capital has changed as shown below:

				Number of shares		Contributions	
Year	Description	Amount of capital post-operation	Nominal value	Created	Total	Nominal value	Premiums or reserves
2011	Capital increase through the exercise of options	€47,415,780	€4	9,300	11,863,245	€37,200	€265,050
2011	Capital reduction not motivated by losses	€11,863,245	€1	0	11,863,245	-€35,589,735	€35,589,735
2011	Capital increase through the exercise of options	€11,893,486	€1	30,241	11,893,486	€30,241	€962,041
2012	None	€11,893,486	€1	-	-	-	-
2013	Capital increase through the exercise of options	€11,919,583	€1	26,097	11,919,583	€26,097	€811,966
2014	Capital increase during the first phase of Sopra's public exchange offer for Steria	€18,531,485	€1	6,611,902	18,531,485	€6,611,902	€517,976,403
2014	Capital increase during the second phase of Sopra's public exchange offer for Steria	€19,429,720	€1	898,235	19,429,720	€898,235	€66,128,061
2014	Capital increase through the exercise of options	€19,456,285	€1	26,565	19,456,285	€26,565	€1,450,489
2014	Capital increase through the issuance of free shares for employees	€19,585,300	€1	129,015	19,585,300	€129,015	-€129,015
2014	Capital increase at the time of the merger by absorption of Steria by Sopra	€20,371,789	€1	786,489	20,371,789	€786,489	€58,941,611
2015	Capital increase through the exercise of options	€20,434,841	€1	63,052	20,434,841	€63,052	€2,216,615
2015	Capital increase through the issuance of free shares for employees	€20,446,723	€1	11,882	20,446,723	€11,882	-€11,882
2016	Capital increase through the issuance of free shares for employees	€20,468,033	€1	21,310	20,468,033	€21,310	-€21,310
2016	Capital increase through the exercise of options	€20,531,795	€1	63,762	20,531,795	€63,762	€3,727,171
2017	Capital increase through the issuance of free shares for employees	€20,542,701	€1	10,906	20,542,701	€10,906	-€10,906
2017	Capital increase through the exercise of options	€20,547,701	€1	5,000	20,547,701	€5,000	€211,100
2018	None	€20,547,701	€1	-	-	-	-
2019	None	€20,547,701	€1	-	-	-	-
2020	None	€20,547,701	€1	-	-	-	-
2021	None	€20,547,701	€1	-	-	-	-
2022	None	€20,547,701	€1	-	-	-	-

10. Securities giving access to the share capital – Potential dilution

There are no other securities giving access to the share capital other than those mentioned in Note 5.4, "Share-based payments" in Chapter 5, "2022 consolidated financial statements" of this Universal Registration Document (pages 212 to 214).

11. Information on transactions in securities by Directors or persons mentioned in Article L. 621-18-2 of the French Monetary and Financial Code

During financial year 2022, no transactions referred to in Article L. 621-18-2 of the French Monetary and Financial Code and relating to Sopra Steria Group shares were carried out, pursuant to Article 223-26 of the AMF's General Regulation.

12. Authorisations to issue securities granted to the Board of Directors at the Combined General Meeting of 1 June 2022

12.1. Issue with pre-emptive subscription rights

Securities transaction concerned	Date of GM and resolution	Duration of delegation (Expiry)	Maximum issue amount	Maximum amount of capital increase	Use during the year
Capital increase (ordinary shares and other securities giving access to the share capital)	1 June 2022 Resolution 19	26 months (August 2024)	Nominal amount of €2 billion, if securities giving access to the share capital are to be issued	50% of the nominal share capital	None
Capital increase (ordinary shares and other securities giving access to the share capital) in the event of oversubscription in accordance with Resolution 19	1 June 2022 Resolution 23	26 months (August 2024)	15% of the amount of the capital increase under Resolution 19, up to a maximum of €2 billion	15% of the amount of the capital increase under Resolution 19, up to a maximum of 50% of the total nominal share capital	None
Capital increase through the capitalisation of reserves or the issue of new shares	1 June 2022 Resolution 26	26 months (August 2024)	Amount of discretionary reserves	Amount of discretionary reserves	None

12.2. Issue without pre-emptive subscription rights

Securities transaction concerned	Resolution	Duration of delegation (Expiry)	Maximum issue amount	Maximum amount of capital increase	Use during the year
Capital increase (ordinary shares and other securities giving access to the share capital)	1 June 2022 Resolution 20	26 months (August 2024)	Nominal amount of €2 billion, if securities giving access to the share capital are to be issued	20% of the share capital, reduced to 10% of the share capital for non-equity securities	None
Capital increase by way of a public offering provided for under no. 1 of Article L. 411-2 of the French Monetary and Financial Code	1 June 2022 Resolution 21	26 months (August 2024)	Nominal amount of €2 billion, if securities giving access to the share capital are to be issued	10% of the share capital per year	None
Capital increase (ordinary shares and other securities giving access to the share capital) in the event of oversubscription in accordance with Resolution 20 or 21	1 June 2022 Resolution 23	26 months (August 2024)	15% of the amount of the capital increase under Resolution 20 or 21, up to a maximum of €2 billion	15% of the amount of the capital increase under Resolution 20 or 21, up to a maximum of 10%/20% of the share capital	None
Capital increase as consideration for securities tendered in the event of contributions in kind	1 June 2022 Resolution 24	26 months (August 2024)	10% of the share capital, up to a maximum of €2 billion	10% of the share capital	None
Capital increase as consideration for securities tendered in the event of a public exchange offer	1 June 2022 Resolution 25	26 months (August 2024)	10% of the share capital, up to a maximum of €2 billion	10% of the share capital	None

12.3. Authorisations for issues reserved for employees and company officers without pre-emptive subscription rights

20230726031635

	Date of GM and resolution	Expiry date	Authorised percentage	Authorised percentage for executive company officers	Use during the year
Free share award	1 June 2022 Resolution 27	38 months (August 2025)	1.1% (1)	0.055%	None
Capital increase for employees enrolled in a company savings plan	1 June 2022 Resolution 28	26 months (July 2024)	2% (1)		None

(1) This upper limit, calculated on the basis of the share capital at the date of the authorisation, is cumulative for all issues reserved for employees and company officers.

13 Information required by Article L. 22-10-11 of the French Commercial Code relating to public tender or exchange offers

Pursuant to Article L. 22-10-11 of the French Commercial Code, the elements mentioned in this article are detailed below:

1) The Company's ownership structure is presented in Section 2, "Share ownership structure" of this chapter (page 297).
2) There are no restrictions in the Articles of Association:
   - on the exercise of voting rights: Fully paid-up shares held in registered form for at least two years have double voting rights (Article 29 of the Articles of Association),
   - on transfers of shares: Shares are freely tradable, other than as specified by applicable laws or regulations (Article 11 of the Articles of Association).

The Company has not been informed of any clauses of agreements pursuant to Article L. 233-11 of the French Commercial Code other than those set out in Section 6, "Shareholders' agreements" of this chapter (page 298).

3) Any direct or indirect interests in the capital of the Company of which the latter has been informed pursuant to Articles L. 233-7 and L. 233-12 of the French Commercial Code are presented in Section 2, "Share ownership structure" of this chapter (page 297).
4) There are no holders of securities conferring special controlling rights.
5) There is no control mechanism provided under an employee share ownership scheme.
6) Agreements between shareholders of which the Company is aware and which may give rise to restrictions on share transfers and voting rights are presented in Sections 2, "Share ownership structure" and 7.2, "Breakdown of voting rights" of this chapter (pages 297 and 299 respectively).
7) The regulations applicable to the appointment and replacement of the members of the Board of Directors are set forth in Article 14 of the Articles of Association. The regulations relating to the amendment of the Company's Articles of Association are contained within Article 33 of the Articles of Association, which states that "only shareholders voting at an Extraordinary General Meeting shall be authorised to amend any and all provisions of the Articles of Association".
8) The powers of the Board of Directors concerning the issuance and repurchase of shares are stated in Article 17 of the Articles of Association. "The Board of Directors determines the overall business strategy of the Company and supervises its implementation. Subject to the powers expressly conferred by law to shareholders' meetings and within the limits of the corporate objects, the Board of Directors may consider any matter relating to the proper operation of the Company and shall resolve matters that concern the Company by its decisions. In addition, the Board of Directors was granted authority by the Combined General Meetings of 1 June 2022 under Resolutions 18 to 28.
9) Agreements entered into by the Company that might be amended or cease to apply in the event of a change in control of the Company mainly concern the syndicated loan agreement signed in 22 February 2022, and the Euro PP bond issued by Sopra Steria Group in July 2019.
10) There are no agreements providing for indemnities payable to members of the Board of Directors or employees if they resign or are dismissed without just cause or if their position is terminated due to a public tender or exchange offer.

14. Monthly share prices and trading volumes on Euronext Paris

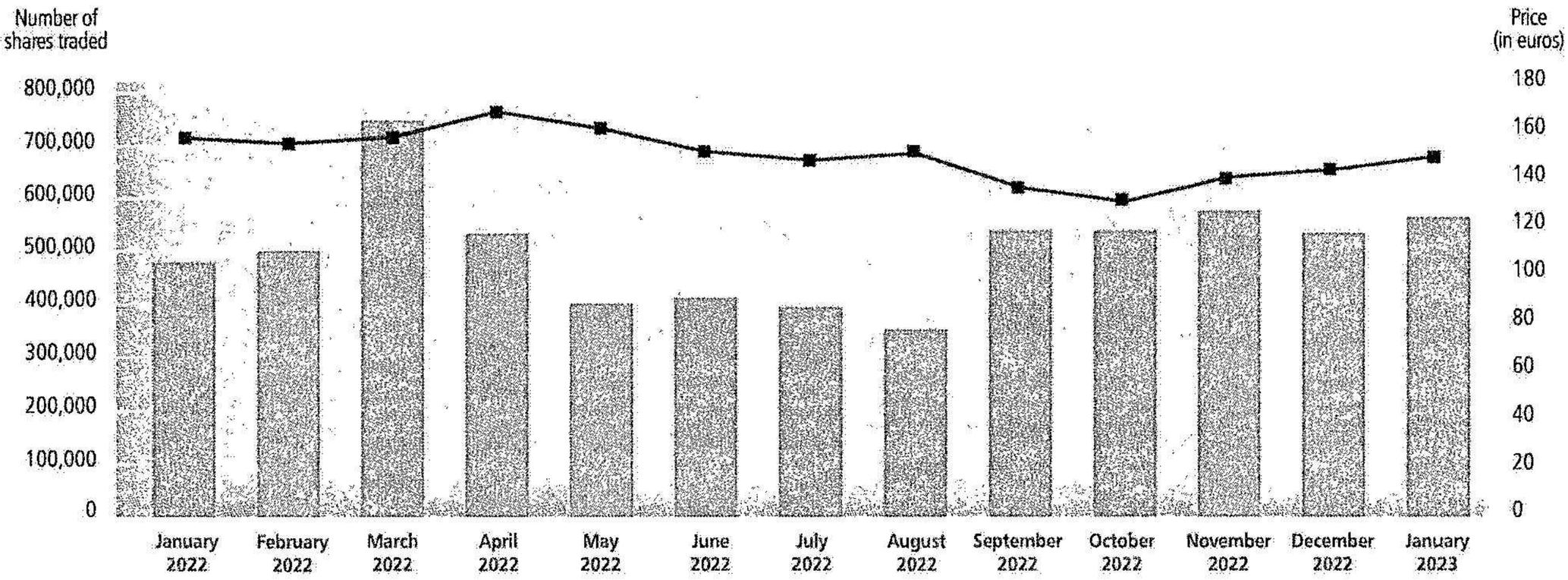

(Source: Euronext Paris)

15. Share price performance

		Price in €			Trading volumes	
Month	**Number of trading days**	**High**	**Low**	**Average closing price**	**Number of shares traded**	**Capital** *(in millions of euros)*
2022 - 01	21	168.70	148.70	158.31	478,300	75.98
2022 - 02	20	163.40	140.80	155.87	500,634	78.05
2022 - 03	23	172.70	136.90	158.65	747,288	117.68
2022 - 04	19	177.70	162.30	169.32	532,365	90.22
2022 - 05	22	170.90	150.70	162.18	401,277	64.89
2022 - 06	22	168.30	140.20	152.42	411,662	62.22
2022 - 07	21	165.10	135.00	148.63	394,111	58.67
2022 - 08	23	163.60	135.30	151.52	351,489	52.80
2022 - 09	22	148.70	124.80	136.86	537,829	73.62
2022 - 10	21	137.60	117.80	130.81	537,903	70.42
2022 - 11	22	149.20	126.60	141.38	575,104	80.53
2022 - 12	21	152.60	137.90	144.50	533,288	77.17
2023 - 01	22	156.80	141.90	150.26	563,051	84.73

(Source: Euronext Paris).

16. Dividend per share

2023072603164

Financial year	Number of shares bearing a dividend	Dividend per share
2014	20,062,614	€1.90
2015	20,324,093	€1.70
2016	20,517,903	€2.20
2017	20,516,807	€2.40
2018	20,514,876	€1.85
2019 (1)	0	€0
2020	20,539,743	€2.00
2021	20,527,488	€3.20

(1) Given the context of the Covid-19 pandemic and in a spirit of responsibility, at its meeting on 9 April 2020, Sopra Steria Group's Board of Directors decided to propose to shareholders at the General Meeting of 9 June 2020 not to distribute a dividend for financial year 2019.

To date, the Board of Directors has not predefined a dividend distribution policy.

At its meeting of 22 February 2023, the Board of Directors of Sopra Steria Group decided to propose at the General Meeting of the Shareholders to be held on 24 May 2023 that a dividend of €4.30 per share be distributed. The ex-dividend date will be 29 May 2023. The dividend will be paid as of 31 May 2023.

Dividends not collected before the five-year prescription period expires are paid to the French state.

7 SHARE OWNERSHIP STRUCTURE

8. Additional information

20230726G3165

1.	**Memorandum and Articles of Association**	**308**
1.1.	Board of Directors	308
1.2.	Executive Management	311
1.3.	General Meetings	312
2.	**Person responsible for the Universal Registration Document and information on the auditing of the Company's financial statements**	**315**
2.1.	Person responsible for the Universal Registration Document	315
2.2.	Information relating to the Statutory Auditors	315
3.	**Provisional reporting timetable**	**315**
4.	**Regulatory disclosures in 2022**	**316**
5.	**Additional information about resolutions passed with a majority of less than 80% at the General Meeting of 1 June 2022**	**318**
6.	**Documents available to the public**	**319**

1. Memorandum and Articles of Association

The Articles of Association and internal rules and regulations of Sopra Steria Group are available in full on the website, https://www.soprasteria.com, in the "Investors" section under "Governance".

1.1. Board of Directors

ARTICLE 14 (ARTICLES OF ASSOCIATION) – BOARD OF DIRECTORS

The Company is administered by a Board of Directors comprising a minimum of three members and a maximum of eighteen, subject to the exception provided for by law in the event of a merger.

The Directors representing the employees and employee shareholders are not taken into account when determining the minimum and maximum number of Directors.

1. Directors appointed by shareholders at the General Meeting

1.a. General provisions

Directors are appointed, reappointed or dismissed by the shareholders at Ordinary General Meetings.

No one may be appointed a Director if, having exceeded the age of seventy-five years, his/her appointment results in more than one third of Board members exceeding this age. Once this limit is exceeded, the oldest Director is deemed to have resigned from office.

Directors may be natural or legal persons, with the exception of the Director representing employee shareholders, who must be a natural person. When a legal person is appointed as Director, the latter names a permanent representative who is personally subject to the same conditions, obligations and liabilities as all other Board members, without prejudice to the joint and several liability of the legal person thus represented.

Each Director must own at least one share in the Company.

1.b. Specific provisions concerning the Director representing employee shareholders

When the legal requirements are met, a Director representing employee shareholders is elected by the Ordinary General Meeting from two candidates proposed by the employee shareholders referred to in Article L. 225-102 of the French Commercial Code.

Both candidates for election as the Director representing employee shareholders are designated according to the following process:

a) the rules for the designation of candidates are laid down by the Chairman of the Board of Directors. These rules include provisions relating to the timetable for the various stages in the designation process, the procedure for identifying and reviewing all preselected candidates, the methods used to designate the representatives of employee shareholders exercising voting rights attached to shares that they own, in addition to all provisions that may be useful for the smooth execution of the abovementioned process. The rule is brought to the attention of members of the supervisory boards of employee investment funds and, where applicable, employee shareholders exercising directly their voting right, by any means, and notably, without these means of communication being considered exhaustive, by affixing posters and/or using electronic communication, with a view a to designating their candidates;

b) a call for candidates is used to draw up a list of proposed candidates from among those persons meeting the criteria laid down in Articles L. 225-23 and L. 225-102 of the French Commercial Code;

c) where voting rights attached to shares held by employees are exercised by members of the supervisory boards of employee shareholding investment funds, those supervisory boards may together select a candidate. Each supervisory board shall meet to choose its preferred candidate from a list of preselected candidates. Representatives of the Company sitting on the supervisory board are not entitled to vote on this decision. Under the selection process, each preselected candidate shall be allocated a score equal to the number of shares held by employee shareholding investment funds that voted for him/her. The preselected candidate with the highest score shall be selected as the candidate;

d) where voting rights attached to shares held by employees are exercised directly by those employees, the elected or appointed representatives of those employee shareholders may select a candidate in accordance with procedures laid down in the rules for candidate nomination. Where a candidate is selected by appointed representatives, the rules for candidate nomination may stipulate that a voting threshold must be met. In such cases, the required threshold may not exceed 0.05% of the Company's share capital. Each elected or appointed representative of the employee shareholders shall choose its preferred candidate from a list of preselected candidates. Under the selection process, each preselected candidate shall be allocated a score equal to the number of shares held by those employees who elected or appointed the representatives that voted for him/her. The preselected candidate with the highest score shall be selected as the candidate;

e) members of supervisory boards of employee shareholding investment funds and elected or appointed representatives of employee shareholders may select the same candidate. In such cases, that single candidate shall be presented at the General Meeting of Shareholders. The same shall apply if either selection process should fail to select a candidate.

The Director representing employee shareholders shall be elected from among the selected candidates by the shareholders voting at a General Meeting under the quorum and majority requirements applicable to resolutions submitted at Ordinary General Meetings. The Board of Directors shall present each candidate to the shareholders at the General Meeting by way of a separate resolution and shall, as the case may be, approve the resolution concerning its own preferred candidate.

The candidate receiving the most votes shall be elected Director representing the employee shareholders provided that he/she has secured at least 50% of the votes of the shareholders present or represented by proxy holders at the General Meeting. In the event of a tied vote, the candidate who has served longest as an employee of the Company or one of its subsidiaries shall be appointed.

If no candidate secures at least 50% of the votes of the shareholders present or represented by proxy holders at the General Meeting, two new candidates shall be put forward at the next Ordinary General Meeting.

Should the Director representing employee shareholders cease to be an employee, he/she will automatically be deemed to have stepped down and his/her appointment will terminate immediately. The same applies in the event of the loss of status of shareholder within the meaning of Article L. 225-102 of the French Commercial Code.

2023072603166

The Board of Directors may validly meet and vote in the absence of the Director representing employee shareholders until such time as the latter is appointed at a General Meeting of Shareholders.

The provisions laid down in this article cease to apply if, at the close of a given financial year, the percentage of the share capital held by employees of the Company and any related companies accounts for less than 3% of the total share capital. The term of office in progress will continue for its full duration.

2. Director representing the employees

When the requirements laid down in paragraph I of Article L. 225-27-1 of the French Commercial Code are met, one or two Directors representing the employees sit on the Board of Directors in accordance with the provisions of paragraph II of Article L. 225-27-1 of the French Commercial Code.

The Directors representing the employees are appointed by the Company's Works Council after a call for nominations from within the Company and its French subsidiaries.

When a single seat is vacant, the successful candidate is chosen through by a majority vote in a two-round ballot. When two seats are vacant, a list-based system of proportional representation with the greatest remainders and no voting-splitting is used.

The Director or Directors representing the employees are not required to hold shares in the Company.

Further to the provisions set out in paragraph 2 of Article L. 225-29 of the French Commercial Code, should the Company body mentioned in these Articles of Association fail to nominate a Director representing the employees, the decisions of the Board of Directors shall still be deemed to be valid.

3. Term of office of Directors

Directors are appointed for a term of office of four years.

In the year of expiry, Directors' terms of office shall expire at the close of the Ordinary General Meeting convened to approve the financial statements for the previous financial year. They may be reappointed immediately.

By exception, upon their first appointment following the modification of the Articles of Association taking effect on 9 June 2020, Directors' terms of office appointed by the General Meeting may be set at 1, 2 or 3 years such that the renewal of directorships is staggered evenly from year to year.

Should one or more seats held by Board members appointed at the General Meeting become vacant between two General Meetings, with the exception of that held by the Director representing employee shareholders, the Board may make temporary appointments, in accordance with the requirements of Article L. 225-24 of the French Commercial Code. A Director appointed to replace another Director performs his/her duties for the remainder of the term of office of the individual previously serving in this position.

When a vacancy for a Director representing the employees arises during their term of office, the Director chosen as an alternate by the Company's Works Council performs the duties for the remainder of the term of office of the individual previously serving in this position.

ARTICLE 15 (ARTICLES OF ASSOCIATION) – ORGANISATION OF THE BOARD OF DIRECTORS

The Board of Directors elects from among its members a Chairman, who must be a natural person in order for the appointment to be valid. The Board determines the Chairman's compensation.

The Chairman shall be appointed for a term that may not exceed his/her term of office as Director. The Chairman may be reappointed. The Board may remove the Chairman from office at any time.

No one over the age of eighty-nine may be appointed Chairman. If the Chairman in office exceeds this age, he/she shall automatically be deemed to have resigned.

The Board may appoint one or two Vice-Chairmen from among the Directors.

It can also appoint a secretary who need not be a Director or shareholder.

In the event of the Chairman's absence, Board meetings shall be chaired by any person specifically delegated for this purpose by the Chairman. In the absence of this individual, the Board meeting shall be chaired by one of the Vice-Chairmen.

ARTICLE 16 (ARTICLES OF ASSOCIATION) – DECISIONS OF THE BOARD OF DIRECTORS

The Board of Directors shall meet as often as required by the Company's interests, pursuant to a notice of meeting given by its Chairman. The Chief Executive Officer or, if the Board has not met for at least two months, at least one third of the Directors, may request the Chairman to convene a Board of Directors' meeting to deliberate on a specific agenda. The Chairman shall be required to comply with such request.

Notices of meetings may be issued by any means, including orally, normally at least twenty-four hours in advance.

Meetings shall be held at the registered office or at any other place specified in the notice of meeting.

In exceptional cases, the Board of Directors may adopt, by means of a written consultation, certain decisions provided for by the regulations in force.

The Board can only validly conduct business in the presence of at least half the Directors. Decisions shall be adopted by a majority vote of the members present or represented.

In the event of a tie, the Chairman of the Board of Directors shall have the casting vote. If the Chairman of the Board of Directors is not present, the meeting Chairman shall have no casting vote in the event of a tie.

An attendance sheet is signed by the Directors taking part in the Board meeting, either in person or by proxy.

Internal rules and regulations shall be defined for the Board of Directors.

These internal rules and regulations may include a provision whereby Directors who participate in the Board meeting by videoconference or any other means of telecommunication that enables them to be identified as required by law, shall be considered to be present for the purpose of calculating the quorum and majority.

This provision shall not apply for the adoption of any of the following decisions:

- approving the parent company financial statements and the consolidated financial statements, and preparing the Management Report and the Group Management Report.

The decisions of the Board of Directors shall be recorded in minutes prepared in accordance with legal provisions in force and signed by the Chairman of the meeting and at least one Director. If the Chairman of the meeting is unable to act, the minutes shall be signed by at least two Directors.

Copies or extracts of these minutes shall be certified by the Chairman of the Board of Directors, the Chief Executive Officer, a Director temporarily appointed to act as Chairman or an agent authorised for such purpose.

ARTICLE 17 (ARTICLES OF ASSOCIATION) – POWERS OF THE BOARD OF DIRECTORS

The Board of Directors shall establish the Company's business policies and ensure they are carried out in accordance with its corporate interest, while giving consideration to the social and environmental implications of its business activities. Subject to the powers expressly conferred by law to shareholders' meetings and within the limits of the corporate objects, the Board of Directors may consider any matter relating to the proper operation of the Company and shall resolve matters that concern the Company by its decisions.

In its relations with third parties, the Company shall be bound by the acts of the Board of Directors that exceed the scope of the corporate objects, unless the Company proves that the third party was aware, or that in light of the circumstances could not have been unaware, that the act was not within said corporate objects. However, the mere publication of the Articles of Association shall not constitute such proof.

The Board of Directors shall carry out all controls and verifications it deems necessary. Each Director is entitled to be provided with all documents and information necessary for the performance of his duties.

The Board may grant all agents of its choice all delegations of powers, within the limits of the powers it holds pursuant to law and these Articles of Association.

The Board may create committees charged with studying matters that the Board or the Chairman submits for their opinion and review. It determines the composition and the terms of reference of the committees, which operate under its responsibility.

Under a delegation of powers granted at an Extraordinary General Meeting, the Board of Directors may amend the Company's Articles of Association to ensure compliance with legal and regulatory requirements, subject to ratification at the following Extraordinary General Meeting.

ARTICLE 18 (ARTICLES OF ASSOCIATION) – POWERS OF THE CHAIRMAN OF THE BOARD OF DIRECTORS

The Chairman of the Board of Directors organises and directs the work of the Board of Directors, on which he/she reports to the General Meeting. He/she ensures the smooth running of the Company's management bodies and, in particular, that the Directors are able to carry out their duties.

ARTICLE 2 (INTERNAL RULES AND REGULATIONS OF THE BOARD OF DIRECTORS) – ROLE OF THE CHAIRMAN OF THE BOARD OF DIRECTORS

A. Organisation and steering of the work of the Board of Directors

The Chairman of the Board of Directors organises and directs the work of the Board of Directors.

The Chairman of the Board of Directors sets the schedule and agenda for meetings of the Board of Directors.

In the absence of the Chairman of the Board of Directors:

- board meetings are chaired by the individual delegated for this purpose by the Chairman of the Board of Directors. In the absence of this individual, the Board meeting is chaired by one of the two Vice-Chairmen;
- the meeting Chairman does not have a casting vote in the event of a tie.

B. Operating procedures of the Company, governance and control of Executive Management

The Chairman of the Board of Directors ensures the proper functioning of the Board of Directors and its committees, the relations of these bodies with Executive Management and the implementation of best practices in corporate governance.

The Chairman of the Board of Directors ensures that the Group's values are upheld.

The Chairman of the Board of Directors makes sure that Directors are able to carry out their duties, and that they have adequate information.

The Chairman of the Board of Directors ensures open lines of communication at all times between the Board of Directors and Executive Management. As such, the Chairman also keeps abreast of, and must be informed of, the Group's circumstances and any decisions being considered whenever they are likely to have a significant impact on the conduct of business activities. To this end, the Chairman is kept informed of developments throughout the preparation of planned operations subject to prior approval by the Board of Directors and may offer comments on such plans.

He/she may draw on the expertise of the Board committees and their chairmen and enjoys unrestricted access to Executive Management and functional and operational departments.

C. Relations with shareholders

The Chairman reports to the shareholders on the composition and the manner in which the work of the Board of Directors is prepared and organised, as well as on the internal control and risk management procedures put in place by the Group.

The Chairman presides over General Meetings.

Together with the Chief Executive Officer, he/she supervises the Company's relations with major shareholders.

D. Support for Executive Management

In agreement with the Chief Executive Officer, the Chairman of the Board of Directors may take part in actions to address any matters of interest to the Company or the Group, notably those relating to business activities, strategic decisions or projects (in particular involving investments or divestments), partnership agreements and relations with employee representative bodies, risks and financial disclosures.

In agreement with the Chief Executive Officer, he/she may also take part in any meetings.

E. Representation of the Company and the Group

The Chairman of the Board of Directors represents the Board in its relations with third parties, apart from exceptional circumstances or in the case of specific assignments conferred upon individual Directors. In coordination with the Chief Executive Officer, the Chairman of the Board of Directors makes every effort to promote the values and image of the Group in all circumstances. In agreement with the Chief Executive Officer, the Chairman of the Board of Directors may represent the Group in its high-level relations, particularly with major partners or clients and government authorities, on the domestic and international fronts, and in terms of both internal and external communications.

20230726O3167

Conditions for the exercise of the Chairman of the Board of Directors' prerogative powers

The duties assumed by the Chairman of the Board of Directors require the Chairman to devote his/her time to the Company. The initiatives undertaken and the actions carried out by the Chairman in the performance of his/her duties are taken into consideration by the Board of Directors in determining the Chairman's compensation.

The Chairman of the Board of Directors fulfils his/her responsibilities in recognition of those assumed by the Chief Executive Officer and the Board of Directors.

ARTICLE 20 (ARTICLES OF ASSOCIATION) – COMPENSATION OF CORPORATE OFFICERS AND DIRECTORS

1. The shareholders at a General Meeting may grant the Directors an annual fixed compensation, the amount of which shall be booked as operating expenses. This amount shall be maintained until a new decision is adopted. The Board of Directors shall determine the allocation thereof among the Directors, in accordance with applicable laws.
2. The Board of Directors determines the compensation of the Chairman of the Board of Directors, the Chief Executive Officer and any Deputy Chief Executive Officers, in accordance with applicable laws.
3. The Board of Directors may also grant exceptional compensation for missions or assignments entrusted to Directors, in accordance with applicable laws. Directors shall not receive any remuneration from the Company, whether permanent or otherwise, other than the remuneration specified in the preceding paragraphs, unless they have entered into an employment contract with the Company, in accordance with applicable laws.

ARTICLE 21 (ARTICLES OF ASSOCIATION) – MULTIPLE OFFICES

An individual shall not simultaneously hold more than five offices as a Director or a member of the Supervisory Board of *sociétés anonymes* that have their registered offices in France.

By exception to the foregoing provisions and for the purposes of applying this article, offices held by a person as a Director or member of the Supervisory Board of a company that is controlled, within the meaning of Article L. 233-16 of the French Commercial Code, by the company in which that person is a Director shall not be taken into account for these purposes.

Pursuant to the above provisions, the positions of Directors of companies whose shares are not traded on a regulated market or are controlled, within the meaning of Article L. 233-16 of the French Commercial Code, by the same company only count as one position, provided the number of such positions held does not exceed five.

An individual may not simultaneously hold more than one position as Chief Executive Officer, member of a management board or sole Chief Executive Officer of *sociétés anonymes* that have their registered offices in France. In derogation of the foregoing, a second position as Chief Executive Officer, member of a management board or sole Chief Executive Officer may be held in a company that is controlled, within the meaning of Article L. 233-16 of the French Commercial Code, by the company of which he/she is Chief Executive Officer. Another position as Chief Executive Officer, member of a management board or sole executive officer may be held in a company if the shares of neither of these two companies are admitted to trading on a regulated market.

Without prejudice to the conditions above or to other legal requirements, an individual shall not simultaneously hold more than five offices as a Chief Executive Officer, member of a management board, sole executive officer, Director or member of the Supervisory Board of *sociétés anonymes* having their registered offices in France. For the purposes of this Article, where a Director acts as Chief Executive Officer, this shall count as a single office.

This number shall be reduced to three for offices held within companies, even where registered outside France, whose shares are traded on a regulated market for persons acting as Chief Executive Officer, member of a management board, Director or sole executive officer in a company whose shares are traded on a regulated market and which employs at least 5,000 permanent employees in the company and its direct or indirect subsidiaries, and whose registered offices are located in France, or at least 10,000 employees in the company and its direct or indirect subsidiaries, and whose registered offices are located in France and elsewhere.

For the purposes of applying this latter limit, positions as Director or member of the Supervisory Board held by the Chief Executive Officer, member of a management board, Director or sole executive officer of companies whose main business is the acquisition and management of investment holdings, within the meaning of Article L. 233-2 of the French Commercial Code, shall be disregarded for these purposes.

Any individual in breach of the provisions concerning multiple offices shall resign one of the positions within three months of his/her appointment or, in the event of a derogation, from the position at issue within three months of the event that causes the person to cease complying with the conditions set by law. On expiry of the three-month period, the person is automatically dismissed and must return the compensation received, although the validity of the deliberations in which he/she took part is not called into question.

1.2. Executive Management

ARTICLE 19 (ARTICLES OF ASSOCIATION) – EXECUTIVE MANAGEMENT

1. Operating procedures

Responsibility for the Executive Management of the Company is assumed by either the Chairman of the Board of Directors or by another natural person appointed by the Board of Directors and holding the title of Chief Executive Officer.

The Board of Directors chooses one or other of the aforementioned methods of executive management.

The decision of the Board of Directors relating to the choice of management method is taken on the basis of a majority of Directors present or represented. Shareholders and third parties are informed of this choice in the conditions provided for by the regulations in force.

The choice made by the Board of Directors applies for an unlimited period.

2. Executive Management

The Chief Executive Officer is a natural person who may or may not be a Director.

The term of office of the Chief Executive Officer is determined by the Board of Directors at the time of his/her appointment. However, if the Chief Executive Officer is also a Director, his/her term of office as Chief Executive Officer may not exceed that as Director.

No one over the age of seventy-seven may be appointed as Chief Executive Officer. Once the Chief Executive Officer has reached this age limit, he/she is deemed to have resigned from office.

The Chief Executive Officer may be dismissed at any time by the Board of Directors. In the event of unfair dismissal, the Chief Executive Officer may be entitled to damages, except when he/she also serves as Chairman of the Board of Directors.

The Chief Executive Officer shall have the broadest possible powers to act in all circumstances in the name of the Company. He/she exercises his/her powers within the limits of the corporate purpose and subject to those expressly granted to General Meetings and the Board of Directors by the law.

He/she represent the Company in its dealings with third parties. The Company is bound even by the actions of the Chief Executive Officer falling outside the scope of the corporate purpose, unless it can prove that the third party knew that such action exceeded the corporate purpose or that it could not ignore it in the circumstances, it being excluded that publication of the Articles of Association alone constitutes such proof.

3. Deputy Chief Executive Officers

On a proposal from the Chief Executive Officer, whether this position is held by the same person serving as Chairman of the Board of Directors or by another person, the Board may appoint one or more natural persons to assist the Chief Executive Officer, with the title of Deputy Chief Executive Officer.

The Board of Directors may appoint as many as five Deputy Chief Executive Officers, who may or may not be selected from among its members.

The age limit is set at sixty-five years. Once a Deputy Chief Executive Officer has reached this age limit, he/she is deemed to have resigned from office.

Deputy Chief Executive Officers may be dismissed at any time by the Board of Directors on a proposal from the Chief Executive Officer. In the event of unfair dismissal, Deputy Chief Executive Officers may be entitled to damages.

When the Chief Executive Officer ceases to carry out or is prevented from carrying out his/her duties, the Deputy Chief Executive Officers retain their duties and remits until the appointment of a new Chief Executive Officer, unless decided otherwise by the Board of Directors.

In agreement with the Chief Executive Officer, the Board of Directors determines the scope and duration of the powers conferred on the Deputy Chief Executive Officers. In their dealings with third parties, the Deputy Chief Executive Officers have the same powers as the Chief Executive Officer.

ARTICLE 3 (INTERNAL RULES AND REGULATIONS OF THE BOARD OF DIRECTORS) – ROLE OF THE CHIEF EXECUTIVE OFFICER

The Chief Executive Officer, who may be assisted by one or more Deputy Chief Executive Officers, has authority over the entire Group, directing all its activities. He/she is involved in formulating strategy within the framework mapped out by the Chairman. He/she then has responsibility for implementing it once it has been approved by the Board of Directors.

The Chief Executive Officer is vested with the broadest powers to act in all circumstances on behalf of the Company. He/she represents the Company in its dealings with third parties. He/she chairs the Group's Executive Committee.

The Chief Executive Officer exercises his/her powers within the limits of the corporate purpose, all applicable laws, the Articles of Association, the decision of the Board of Directors relating to his/her appointment and these internal rules and regulations.

The Chief Executive Officer is also responsible for providing the Board of Directors and all its committees with any information they may require and for implementing all decisions taken by the Board.

Conditions for the exercise of the Chief Executive Officer's prerogative powers

The Chief Executive Officer works closely with the Chairman of the Board of Directors to ensure open lines of communication at all times between the Board of Directors and Executive Management. He/she also keeps the Chairman informed of the Group's circumstances and any decisions being considered whenever they are likely to have a significant impact on the conduct of business activities.

The types of decisions identified in this section require the prior authorisation of the Board of Directors, or of the Chairman whenever the Board delegates its powers to him/her in this respect, under the conditions defined by the Board. The Chairman must report to the Board of Directors on any authorisations given by him/her in connection with these delegations. These decisions are prepared and discussed in advance by the Chief Executive Officer and the Chairman of the Board of Directors.

Under the aforementioned conditions, the decisions requiring prior approval by the Board of Directors are those that are highly strategic in nature or that are likely to have a significant impact on the financial position or commitments of the Company or any of its subsidiaries, and in particular decisions falling into two main categories, as listed below:

- decisions relating to strategy implementation:
  - adaptation of the Group's business model,
  - the acquisition or disposal of companies or businesses, for transactions in amounts greater than €10 million,
  - any investment or divestment decision in an amount greater than €10 million,
  - entering into strategic alliances;
- decisions relating to organisational matters:
  - the appointment or dismissal of any member of the management team (Executive Committee members) with the authority granted to the Chairman by the Board of Directors,
  - any significant change in the organisation or internal operating procedures, with authority delegated to the Chairman by the Board of Directors.

1.3. General Meetings

ARTICLE 25 (ARTICLES OF ASSOCIATION) – GENERAL MEETINGS

General Meetings are convened and held under the conditions laid down by the law.

The decisions collectively made by the shareholders shall be taken in General Meetings characterised either as Ordinary General Meetings, Extraordinary General Meetings or Special General Meetings depending on the nature of the decision to be taken.

Special General Meetings are called for the holders of shares of a given category to decide upon any changes to the rights attached to shares in this category.

The decisions taken by General Meetings are binding for all the shareholders, including absentee and dissenting shareholders and those lacking legal capacity.

2023072503168

ARTICLE 26 (ARTICLES OF ASSOCIATION) – VENUE AND PROCEDURE FOR CONVENING GENERAL MEETINGS

General Meetings shall be convened by the Board of Directors. Failing this, they may also be convened by the Statutory Auditors or by a court-appointed agent, in accordance with the law.

Meetings shall be held at the registered office or at any other location specified in the notice of meeting.

General Meetings shall be convened by means of a notice published either in a journal authorised to publish legal announcements in the area where the registered office is located, or in the *Bulletin des Annonces Légales Obligatoires* (BALO, the French journal of official legal announcements), at least two weeks before the General Meeting.

However, if all the shares are held in registered form, these announcements are not mandatory, and the General Meeting may be convened by giving notice to each shareholder by registered letter, at the Company's expense.

At least thirty-five days before each shareholders' meeting, the Company shall publish in the BALO the notice required by Article R. 225-73 of the French Commercial Code.

Shareholders who have held registered shares for at least one month prior to the date on which the notice of meeting is published shall be given notice of all shareholders' meetings by ordinary mail.

However, as provided by regulations, they may give the Company a written authorisation to send these notifications by electronic mail instead of by letter. Shareholders shall provide the Company with their email address for this purpose. Shareholders may also at any time request, in a letter sent by recorded delivery (signed for), that postal delivery be used instead of electronic transmission.

Shareholders may also ask to be notified of any General Meeting by registered letter if they have forwarded to the Company the amount necessary to cover the cost of sending such a letter.

In the event that the General Meeting is unable to deliberate because the required quorum is not present, a second meeting, and if applicable, a deferred second meeting, shall be convened at least ten days in advance in the same manner as the first meeting.

The notice and the letters inviting the shareholders to this second General Meeting shall feature the date and agenda of the first General Meeting. If the date of a General Meeting is postponed by court order, the court may set a different time period.

The notice and letters convening the Meeting must contain all the information required by law.

ARTICLE 27 (ARTICLES OF ASSOCIATION) – AGENDA

The agenda for the General Meeting is decided by the person(s) convening the Meeting.

One or more shareholders representing at least the portion of share capital required by law and acting in accordance with legal requirements and time periods, may request that specific items of business or draft resolutions be added to the General Meeting's agenda.

The Works Council may also request the inclusion of proposed resolutions in the agenda.

Items of business not appearing on the agenda may not be considered at the General Meeting. However, the General Meeting can in all circumstances dismiss and replace one or more Directors.

ARTICLE 28 (ARTICLES OF ASSOCIATION) – ACCESS TO GENERAL MEETINGS – POWERS – COMPOSITION

The General Meeting shall be composed of all shareholders, regardless of the number of shares they hold, who attend the Meeting either in person or by proxy.

All shareholders have the right to participate in General Meetings provided they furnish proof, in accordance with legal and regulatory requirements, that their shares are registered on accounts in their names or on their behalf in the name of their registered intermediary, or on the registered share accounts kept by the Company, or on the bearer share accounts kept by an authorised intermediary.

Any shareholder may be represented by his or her spouse, the partner with whom he or she has entered into a *pacte civil de solidarité* (PACS, the French civil union contract), another shareholder or any other private individual or legal entity of his or her choice; If a shareholder does not name a proxy holder in a proxy form submitted, the Chairman of the General Meeting shall vote in favour of proposed resolutions submitted for approval by the Board of Directors, and against any other proposed resolutions. For any other vote, the shareholder shall choose a proxy holder who agrees to vote as directed by the shareholder.

The legal representatives of legally incapable shareholders and the persons representing legal entities that hold shares in the Company may attend General Meetings whether they are shareholders or not.

If so decided by the Board of Directors when convening the Meeting, shareholders may also take part by videoconference or any other means of telecommunication, including the Internet, which permits them to be identified as provided by the law.

Shareholders who participate in a General Meeting by videoconference or other means of telecommunication that enables them to be identified in a manner and in accordance with procedures in compliance with regulatory provisions shall be deemed present for the purposes of calculating the quorum and majority.

All shareholders may be represented by another person at General Meetings or vote remotely by filling in a form addressed to the Company, as provided for in law and the regulations, either on paper or electronically, depending on the procedure adopted by the Board of Directors and stipulated in the notice of meeting.

Two Works Council members, appointed by the Works Council as laid down by law, may attend General Meetings. At their request, they shall be heard during deliberations on all matters requiring a unanimous vote of the shareholders.

ARTICLE 29 (ARTICLES OF ASSOCIATION) – VOTING RIGHTS

The voting right attached to capital shares or dividend shares shall be proportional to the portion of the capital they represent. With the same par value, each share shall entitle the holder to the same number of votes, with a minimum of one vote.

However, double voting rights are allocated to all fully paid-up shares that are proved to have been registered in the name of the same holder for at least two years up to that time. In the event of a capital increase by capitalisation of reserves, earnings or issue premiums, double voting rights shall be allocated upon issuance to registered shares freely granted to a shareholder in proportion to existing shares for which this shareholder was entitled to benefit from this right.

ARTICLE 30 (ARTICLES OF ASSOCIATION) – RIGHTS TO SHAREHOLDER INFORMATION – DISCLOSURE OBLIGATIONS

All shareholders are entitled to obtain the documents necessary to enable them to make informed decisions regarding the management and operations of the Company.

The documentation required and its availability to shareholders is established by law and in regulations.

Any shareholder who holds more than 3% or more than 4% of the Company's capital shall inform the Company in the same manner and based on the same methods of calculation as required with respect to legal thresholds.

ARTICLE 31 (ARTICLES OF ASSOCIATION) – ATTENDANCE SHEET – OFFICERS – MINUTES

An attendance sheet showing the details and signatures required by law is drawn up for each General Meeting.

The General Meeting shall be chaired by the Chairman of the Board of Directors or, in the Chairman's absence, by a Vice-Chairman or by a Director specifically delegated for this purpose by the Board. Failing this, the Meeting shall elect its own Chairman.

The duties of vote-teller shall be performed by the two shareholders, present and accepting such duties, who hold the largest number of shares, either on their own behalf or as proxy holders.

The officers of the Meeting thus appointed shall designate a secretary, who is not required to be a shareholder.

The minutes are drawn up and copies or extracts of these minutes are delivered and certified in accordance with the law.

ARTICLE 32 (ARTICLES OF ASSOCIATION) – ORDINARY GENERAL MEETINGS

An Ordinary General Meeting is a meeting called to take decisions that exceed the powers of the Board of Directors and that do not amend the Articles of Association.

This type of General Meeting shall be held at least once a year, within the time period required by law and regulations, to approve the financial statements for the previous year.

It is only able to validly conduct business, when convened for the first time, if the shareholders attending the Meeting, represented by proxy or having voted remotely represent at least one fifth of the total voting rights. No quorum is required when Ordinary General Meetings are convened for the second time.

Decisions shall be taken by a majority of the votes submitted by shareholders present, represented or voting remotely.

ARTICLE 33 (ARTICLES OF ASSOCIATION) – EXTRAORDINARY GENERAL MEETINGS

The Extraordinary General Meeting alone shall be authorised to amend the Articles of Association. However, it may not increase shareholders' commitments, except in the case of transactions resulting from a duly completed reverse stock split.

It is only able to validly conduct business, when convened for the first time, if the shareholders attending the Meeting or represented by proxy or having voted remotely represent at least one quarter of the total voting rights, and one fifth of the total voting rights when convened for the second time. If this latter quorum is not attained, the second meeting may be postponed to a date no later than two months after the date for which the second meeting was originally convened. For this postponed meeting, a quorum of one fifth of the shares with voting rights shall also be required.

Decisions shall be taken by a two-thirds majority of the votes submitted by shareholders present, represented or voting remotely, unless a statutory exception applies.

ARTICLE 34 (ARTICLES OF ASSOCIATION) – SPECIAL GENERAL MEETINGS

When there are several categories of shares, no changes may be made to the rights of a given category of shares unless approved by an Extraordinary General Meeting open to all shareholders and also by a Special General Meeting of the holders of the category of shares in question.

Special General Meetings are only able to validly conduct business, when convened for the first time, if the shareholders attending the Meeting or represented by proxy or having voted remotely represent at least one third of the total voting rights, and one fifth of the total voting rights when convened for the second time.

In all other respects, Special General Meetings are convened and conduct business in the same way as Extraordinary General Meetings.

ARTICLE 35 (ARTICLES OF ASSOCIATION) – ISSUE OF BONDS

In the event of the issuance of bonds, the holders of these bonds are considered as a group represented by one or more representatives, in accordance with legal requirements, for the defence of their shared interests.

20230726O3169

2. Person responsible for the Universal Registration Document and information on the auditing of the Company's financial statements

2.1. Person responsible for the Universal Registration Document

Name and position of the person responsible for the Universal Registration Document

Cyril Malargé, Chief Executive Officer.

2.2. Information relating to the Statutory Auditors

Principal Statutory Auditors

- **ACA Nexia** – 31 rue Henri-Rochefort, 75017 Paris (France).
  Represented by Sandrine Gimat. Appointment expiring at the General Meeting convened to approve the 2027 financial statements.
  First appointed: 2005.
- **Mazars** – 61 rue Henri-Regnault, Tour Exaltis, 92400 Courbevoie (France).
  Represented by Alain Chavance and Jérôme Neyret. Appointment expiring at the General Meeting convened to approve the 2023 financial statements.
  First appointed: 2000.

3. Provisional reporting timetable

Publication date	Event	Meeting date
Thursday, 23 February 2023 before market open	2022 full-year revenue and earnings	23 February 2023
Friday, 28 April 2023 before market open	Q1 2023 revenue	28 April 2023
Wednesday, 24 May 2023 at 2:30 p.m.	Annual General Meeting of Shareholders	24 May 2023
Thursday, 27 July 2023 before market open	2023 half-year revenue and earnings	27 July 2023
Friday, 27 October 2023 before market open	Q3 2023 revenue	27 October 2023

The full-year and half-year results are published in press releases and are presented at meetings, which are also made available as bilingual webcasts in French and English. Q1 and Q3 revenue is published in press releases and presented on conference calls in French and English.

4. Regulatory disclosures in 2022

4.1. Press releases for ongoing disclosure obligation

- 21/11/2022 – 8:00 a.m. Sopra Steria: Proposed acquisition of CS Group – Sopra Steria signs agreement to acquire main block of CS Group's share capital
- 17/11/2022 – 5:45 p.m. Sopra Steria announces plans to acquire Tobania – Strategic strengthening in the Belgian digital services market
- 28/10/2022 – 7:00 a.m. Q3 2022 revenue
- 24/10/2022 – 7:45 a.m. Disclosure regarding Sopra Steria's stake in Axway
- 20/10/2022 Sopra Steria Group: 2023 financial calendar
- 09/09/2022 – 2:30 p.m. Increase in the level of resources allocated to the liquidity agreement with ODDO BHF SCA
- 29/07/2022 – 5:45 p.m. Sopra Steria Group: Publication of the 2022 Half-Year Financial Report
- 28/07/2022 – 7:00 a.m. Sopra Steria announces plans to acquire CS Group
- 28/07/2022 – 7:00 a.m. 2022 Half-year results
- 06/06/2022 Sopra Steria wins the Transparency Awards 2022 in the CAC Mid 60 category and comes second overall
- 09/06/2022 Sopra Steria is happy to announce its participation in the Euronext Tech Leaders initiative dedicated to high-growth and leading tech companies
- 01/06/2022 – 7:00 p.m. Combined General Meeting of Wednesday, 1 June 2022 – Results of voting
- 09/05/2022 Success of Sopra Steria's new We Share 2022 employee share ownership plan
- 29/04/2022 – 7:00 a.m. Q1 2022 revenue
- 24/04/2022 – 5:45 p.m. Combined General Meeting of 1 June 2022 – Documents and preparatory information available
- 07/04/2022 Sopra Steria indexes a €1.1bn credit line to a carbon footprint reduction target aligned with the Paris Agreement
- 17/03/2022 Press release announcing the publication of the 2021 Universal Registration Document / Annual Financial Report
- 24/02/2022 Sopra Steria launches We Share 2022, a new employee share ownership plan
- 24/02/2022 – 7:00 a.m. 2021 Full-year results
- 12/01/2022 – 6:30 p.m. Sopra Steria announces the appointment of Cyril Malargé as Chief Executive Officer

4.2. Universal Registration Document (formerly known as the Registration Document) including the Annual Financial Report and updates

- 17/03/2022 2021 Universal Registration Document

4.3. Interim financial report

- 29/07/2022 2022 Half-Year Financial Report

4.4. Quarterly financial reporting

- 28/10/2022 Q3 2022 revenue
- 29/04/2022 Q1 2022 revenue

4.5. Monthly disclosures of total voting rights and shares

- 12 monthly disclosure forms
- 12/04/2022 Filing of the total number of voting rights and shares making up the share capital at 4 April 2022, the date of publication of the meeting notice in the BALO of the General Meeting of 1 June 2022

4.6. Descriptions of share buyback programmes and reports on the liquidity agreement

Liquidity agreement

- 09/09/2022 – 2:30 p.m. Increase in the level of resources allocated to the liquidity agreement with ODDO BHF SCA
- 04/07/2022 – 5:45 p.m. Half-yearly report on the liquidity agreement with ODDO BHF SCA
- 11/01/2022 – 5:45 p.m. Half-yearly report on the liquidity agreement with ODDO BHF SCA

Weekly disclosures of treasury share transactions

- 12/12/2022 5:45 p.m. Disclosure of transactions for the period from 5 to 9 December 2022
- 28/11/2022 5:45 p.m. Disclosure of transactions for the period from 21 to 25 November 2022
- 21/11/2022 5:45 p.m. Disclosure of transactions for the period from 14 to 18 November 2022
- 14/11/2022 5:45 p.m. Disclosure of transactions for the period from 7 to 11 November 2022
- 07/11/2022 5:45 p.m. Disclosure of transactions for the period from 31 October to 4 November 2022
- 03/10/2022 5:45 p.m. Disclosure of transactions for the period from 26 to 30 September 2022
- 26/09/2022 5:45 p.m. Disclosure of transactions for the period from 19 to 23 September 2022
- 19/09/2022 5:45 p.m. Disclosure of transactions for the period from 12 to 16 September 2022
- 12/09/2022 5:45 p.m. Disclosure of transactions for the period from 5 to 9 September 2022
- 09/05/2022 5:45 p.m. Disclosure of transactions for the period from 2 to 6 May 2022

2023072603170

■ 02/05/2022	5:45 p.m.	Disclosure of transactions for the period from 25 to 29 April 2022
■ 19/04/2022	5:45 p.m.	Disclosure of transactions for the period from 11 to 15 April 2022
■ 04/04/2022	5:45 p.m.	Disclosure of transactions for the period from 28 March to 1 April 2022
■ 28/03/2022	5:45 p.m.	Disclosure of transactions for the period from 21 to 25 March 2022
■ 21/03/2022	5:45 p.m.	Disclosure of transactions for the period from 14 to 18 March 2022
■ 14/03/2022	5:45 p.m.	Disclosure of transactions for the period from 11 to 17 March 2022
■ 07/03/2022	5:45 p.m.	Disclosure of transactions for the period from 28 February to 4 March 2022
■ 28/02/2022	5:45 p.m.	Disclosure of transactions for the period from 21 to 25 February 2022
■ 21/02/2022	5:45 p.m.	Disclosure of transactions for the period from 14 to 18 February 2022
■ 24/01/2022	5:45 p.m.	Disclosure of transactions for the period from 17 to 21 January 2022
■ 17/01/2022	5:45 p.m.	Disclosure of transactions for the period from 10 to 14 January 2022
■ 10/01/2022	5:45 p.m.	Disclosure of transactions for the period from 3 to 7 January 2022

4.7. Reports on the manner in which the work of the Board of Directors is prepared and organised, and on internal control procedures

■ 17/03/2022 Included in the 2021 Universal Registration Document

4.8. Fees paid to the Statutory Auditors

■ 17/03/2022 Included in the 2021 Universal Registration Document

4.9. Press releases on the availability of information related to shareholders' meetings

■ 24/04/2022 Combined General Meeting of 1 June 2022 — Arrangements for making preparatory documents available

4.10. Press releases on the availability of prospectuses

■ 29/07/2022 Press release announcing the publication of the 2022 Half-Year Financial Report

■ 17/03/2022 Press release announcing the publication of the 2021 Universal Registration Document

5. Additional information about resolutions passed with a majority of less than 80% at the General Meeting of 1 June 2022

Resolution	Ordinary General Meeting	For Votes	For %	Against Votes	Against %	Abstain Votes
6	Approval of the fixed, variable and exceptional items of compensation making up the total compensation and benefits of any kind paid or allotted to Vincent Paris, Chief Executive Officer, in respect of the financial year	14,233,147	65.16%	7,609,357	34.83%	2,148
16	Renewal of the appointment of ACA Nexia as Principal Statutory Auditor	16,983,303	77.74%	4,860,527	22.25%	816

Comments on Resolution 6 – General Meeting of 1 June 2022

The Board of Directors took note of the result of the shareholder consultation on the compensation of executive company officers.

Resolution 6 – "Approval of the fixed, variable and exceptional items of compensation making up the total compensation and benefits of any kind paid or allotted to Vincent Paris, Chief Executive Officer, in respect of the financial year" – was passed with 65.1% of votes in favour. As a reminder, the ex-ante vote on the compensation policy for the Chief Executive Officer at the previous General Meeting was 95.25% in favour.

This voting result reflects at least to some degree reservations on the decision to maintain the rights to performance shares awarded on 26 May 2021 to Vincent Paris, beyond the prorated proportion over the vesting period elapsed until the end of his term of office as Chief Executive Officer.

These rights remain subject to the conditions applicable to performance in 2021, 2022 and 2023, which have been set at demanding levels for all recipients under the plan. The benefit granted to Vincent Paris is thus proportionate in consideration for his commitment, his achievements and his desire to continue to support the Group's future development in every possible way. It should be noted that after graduating from the École Polytechnique in 1987, Vincent Paris spent his entire career with Sopra Steria Group and companies having merged with Sopra Steria Group.

Under the plan rules, the continued employment condition is met provided the recipient is an employee or executive company officer of a Group company. The following table assesses the benefit awarded to Vincent Paris on that basis, taking into account the average performance level for plans that have matured to date (namely the 2016, 2017 and 2018 plans).

Rights	Maximum number	Estimate based on the fair value upon award	Estimate after applying the average performance level for LTI plans*	% of 2021 compensation
Initial award	3,000	€408,180	€262,745	32%
Prorated vesting period	1,144	€155,653	€100,194	12%
Prorated performance measurement period	1,580	€214,975	€138,379	17%
Decision to maintain rights	3,000	€408,180	€262,745	32%

** The average performance level of LTI plans maturing in 2016, 2017 and 2018 was 64.37%.*

2023072603171

The Board of Directors took into account the fact that this exceptional decision to maintain rights was not accompanied by any benefit awarded in respect of Vincent Paris resignation from corporate office. Vincent Paris was not covered by any guarantees, any non-compete clause paying compensation or any supplementary pension plan.

In addition, the statutory payment to Vincent Paris, for termination of his employment contract could have been brought forward to the date of his appointment as Chief Executive Officer, in accordance with Recommendation 23.1 of the AFEP-MEDEF Code ("When an employee becomes an executive company officer, it is recommended to terminate his or her employment contract with the company or with a group company, whether through contractual termination or resignation").

Comments on Resolution 16 – General Meeting of 1 June 2022

The Board of Directors unanimously proposed that ACA Nexia be reappointed as Principal Statutory Auditor. This resolution was passed with 77.74% of votes in favour – a smaller majority than in 2018, when the Company's other Statutory Auditor was reappointed under very similar conditions, with 99.66% of votes in favour.

The Board of Directors thus notes the principled stance expressed by some shareholders in favour of shortening the Statutory Auditors' cumulative terms of office relative to the term authorised by law.

The Audit Committee's recommendation to the Board of Directors to renew the appointment was based on the quality of the services provided by ACA Nexia and the very satisfactory collaboration in place between ACA Nexia and the Company's other Statutory Auditor. It also took into account the imminent arrival of a new Statutory Auditor.

The Committee felt that replacing both Statutory Auditors within two years (in 2022 and 2024) would not be optimally conducive to the transfer of experience and knowledge from the current Statutory Auditors. The decision to instead replace them over four years (in 2024 and 2028) will also assist the Finance Department in its handling of other key priorities over the period. The Board of Directors remains convinced of the relevance of these considerations.

Before issuing its recommendation, the Audit Committee took into account the position of H3C (the French audit industry's supervisory authority) confirming the possibility of ACA Nexia serving one final term. It had also enquired as to the findings of a periodic inspection of ACA Nexia by H3C relating in part to ACA Nexia's handling of its audit responsibilities in respect of Sopra Steria Group. It had found the conclusions of this inspection very satisfactory.

Neither of the two current Statutory Auditors will be eligible for reappointment when their current term of office expires. The process of selecting a successor to Mazars with effect from financial year 2024 is set out in Section 1.3.3.a, "Audit Committee" of Chapter 3, "Corporate governance", on pages 78 to 80 of this Universal Registration Document.

6. Documents available to the public

The legal documents relating to the Company – in particular its Articles of Association, financial statements and reports presented to shareholders at its General Meetings by the Board of Directors and the Statutory Auditors – may be requested from the Communications Department at 6 Avenue Kleber, 75116 Paris, France. All published financial information is available on the Group's website:

https://www.soprasteria.com.

INFORMATION INCLUDED BY REFERENCE

In accordance with Article 28 of Commission Regulation (EC) No. 809/2004 of 29 April 2004, the following information is included for reference in this registration document:

1. **Relating to financial year 2021:**

- the Management Report, included in the Registration Document filed on 17 March 2022 under number D.22-0111, is detailed in the cross-reference table (pages 323 to 324) – "Information regarding the Management Report";
- the consolidated financial statements and the Statutory Auditors' report on those financial statements, included in the Registration Document filed on 17 March 2022 under number D.22-0111 (pages 169 to 232 and 233 to 237, respectively);
- the individual company financial statements of Sopra Steria and the Statutory Auditors' report on those financial statements, included in the Registration Document filed on 17 March 2022 under number D.22-0111 (pages 239 to 265 and 266 to 269, respectively);
- the Statutory Auditors' special report on related-party agreements and commitments, included in the Registration Document filed on 17 March 2022 under number D.22-0111 (pages 270 to 271).

2. **Relating to financial year 2020:**

- the Management Report, included in the Registration Document filed on 18 March 2021 under number D.21-0148, is detailed in the cross-reference table (pages 312 to 313) – "Information regarding the Management Report";
- the consolidated financial statements and the Statutory Auditors' report on those financial statements, included in the Registration Document filed on 18 March 2021 under number D.21-0148 (pages 157 to 223 and 224 to 228, respectively);
- the individual company financial statements of Sopra Steria and the Statutory Auditors' report on those financial statements, included in the Registration Document filed on 18 March 2021 under number D.21-0148 (pages 229 to 257 and 258 to 261, respectively);
- the Statutory Auditors' special report on related-party agreements and commitments, included in the Registration Document filed on 18 March 2021 under number D.210148(pages 262 to 263).

8 ADDITIONAL INFORMATION

9. General Meeting

1.	**Agenda**	**322**
	Requiring the approval of the Ordinary General Meeting	322
	Requiring the approval of the Extraordinary General Meeting	322
	Requiring the approval of the Ordinary General Meeting	322
2.	**Summary of resolutions**	**323**
2.1.	Ordinary General Meeting	323
2.2.	Extraordinary General Meeting	329
2.3.	Ordinary General Meeting	329
3.	**Text of the resolutions**	**330**
	Requiring the approval of the Ordinary General Meeting	330
	Requiring the approval of the Extraordinary General Meeting	333
	Requiring the approval of the Ordinary General Meeting	334
4.	**Special report of the Board of Directors**	**335**

20230726O3172

1. Agenda

On the date that this Universal Registration Document is filed, the shareholders of Sopra Steria Group are invited to attend the Combined General Meeting to be held on Wednesday, 24 May 2023, at 2:30 p.m., at Pavillon Dauphine, Place du Maréchal de Lattre de Tassigny, 75116 Paris (France), to vote on the following agenda.

Requiring the approval of the Ordinary General Meeting

1) Approval of the parent company financial statements for financial year 2022;

2) Approval of the consolidated financial statements for financial year 2022;

3) Appropriation of earnings for financial year 2022 and setting of the dividend;

4) Approval of disclosures relating to the compensation of company officers mentioned in Article L. 22-10-9 I of the French Commercial Code, in accordance with Article L. 22-10-34 I of the French Commercial Code;

5) Approval of the fixed, variable and exceptional items of compensation making up the total compensation and benefits of any kind paid during financial year 2022 or allotted in respect of that period to Pierre Pasquier, Chairman of the Board of Directors;

6) Approval of the fixed, variable and exceptional items of compensation making up the total compensation and benefits of any kind paid during financial year 2022 or allotted in respect of that period to Vincent Paris, Chief Executive Officer (from 1 January to 28 February 2022);

7) Approval of the fixed, variable and exceptional items of compensation making up the total compensation and benefits of any kind paid during financial year 2022 or allotted in respect of that period to Cyril Malargé, Chief Executive Officer (from 1 March to 31 December 2022);

8) Approval of the compensation policy for the Chairman of the Board of Directors;

9) Approval of the compensation policy for the Chief Executive Officer;

10) Approval of the compensation policy for Directors for their service;

11) Decision setting the total annual amount of compensation awarded to Directors for their service at €700,000;

12) Reappointment of Sylvie Rémond as a Director for a term of office of four years;

13) Reappointment of Jessica Scale as a Director for a term of office of four years;

14) Reappointment of Michael Gollner as a Director for a term of office of four years;

15) Appointment of Sonia Criseo as a Director for a term of office of two years;

16) Appointment of Pascal Daloz as a Director for a term of office of three years;

17) Appointment of Rémy Weber as a Director for a term of office of two years;

18) Authorisation to be granted to the Board of Directors to trade in the Company's shares up to a maximum of 10% of the share capital;

Requiring the approval of the Extraordinary General Meeting

19) Authorisation to be granted to the Board of Directors to allot existing or new free shares to employees and/or company officers of the Company and/or affiliated companies, subject to a cap of 1.1% of the share capital, entailing the waiver by the shareholders of their pre-emptive subscription right;

20) Delegation of authority to be granted to the Board of Directors to increase the Company's share capital, without pre-emptive subscription rights for existing shareholders, via issues to persons employed by the Company or by an affiliated company, subject to enrolment in a company savings plan, up to a maximum of 2% of the share capital.

Requiring the approval of the Ordinary General Meeting

21) Powers granted to carry out formalities.

2. Summary of resolutions

2023072603173

2.1. Ordinary General Meeting

2.1.1. APPROVAL OF THE PARENT COMPANY AND CONSOLIDATED FINANCIAL STATEMENTS OF SOPRA STERIA GROUP AND APPROPRIATION OF EARNINGS (RESOLUTIONS 1 TO 3)

The Board of Directors submits for your approval:

- the parent company financial statements (Resolution 1) of Sopra Steria Group for the year ended 31 December 2022, showing net profit of €167,666,165.65;
- the consolidated financial statements (Resolution 2) of Sopra Steria Group for the year ended 31 December 2022, showing profit attributable to the Group of €247,823,146;
- the list of non-deductible expenses totalling €756,421 and the corresponding tax charge (Resolution 1). These expenses consist of rental or lease payments and depreciation in respect of the Company's vehicle fleet.

The Statutory Auditors' report on the parent company financial statements of Sopra Steria Group are presented in Chapter 6 of the Universal Registration Document of the Company for the financial year ended 31 December 2022. The Statutory Auditors' report on the consolidated financial statements of Sopra Steria Group are presented in Chapter 5 of the Universal Registration Document of the Company for the financial year ended 31 December 2022.

Sopra Steria Group SA generated net profit of €167,666,165.65 for the year ended 31 December 2022, giving consolidated net profit attributable to the Group of €247,823,146.

The Board of Directors proposes that a dividend per share of €4.30 be distributed, i.e. a total amount of €88,355,114.30, to be adjusted in the event of a change in the number of shares with dividend rights. The balance would be appropriated to discretionary reserves. In accordance with tax regulations in force, when paid to individual shareholders with tax residence in France, this dividend distribution is subject to mandatory lump-sum withholding at the rate of 30% (while remaining subject to income tax reporting requirements – *"non libératoire"*), in respect of income tax (12.8%) and social security contributions (17.2%).

When filing their income tax return, shareholders may opt either to maintain the withholding amount as indicated on the return or to have this dividend taxed instead at the progressive income tax rate (as an overall taxpayer option for all income subject to lump-sum withholding), after deducting the withholding amount already paid and after applying relief equal to 40% of the gross amount received (Article 158 3 2° of the French General Tax Code), and the deduction of a portion of the CSG (6.8%). The ex-dividend date would be 29 May 2023, before the market opens. The dividend will be payable as from 31 May 2023.

2.1.2. COMPENSATION OF COMPANY OFFICERS (RESOLUTIONS 4 TO 11)

The compensation policy for company officers, which was decided on by the Board of Directors on the recommendation of the Compensation Committee, is set out in Chapter 3 of the Company's Universal Registration Document for the financial year ended 31 December 2022.

a) **Under Resolution 4** and in accordance with the provisions of Article L. 22-10-34 I of the French Commercial Code, you are asked to approve the disclosures relating to the compensation of company officers mentioned in Article L. 22-10-9 I of the French Commercial Code.

b) **Under Resolutions 5, 6 and 7** and in accordance with the provisions of Article L. 22-10-34 II of the French Commercial Code, you are kindly asked to approve the fixed, variable and exceptional items of compensation making up the total compensation and benefits of any kind paid during the financial year ended 31 December 2022 or allotted in respect of that period to the executive company officers, namely Pierre Pasquier, in his capacity as Chairman of the Board of Directors; Vincent Paris, in his capacity as Chief Executive Officer for the period from 1 January to 28 February 2022; and Cyril Malargé, in his capacity as Chief Executive Officer for the period from 1 March to 31 December 2022. These details are disclosed in the report on corporate governance prepared by the Board of Directors in accordance with Article L. 22-10-34 of the French Commercial Code. They are in line with the compensation policy approved by the shareholders at the Combined General Meeting on 1 June 2022.

   Pursuant to Article L. 22-10-34 II of the French Commercial Code, the payment to Vincent Paris and Cyril Malargé of the variable components of their compensation is contingent upon shareholder approval at the General Meeting of the items of compensation attributable to them in respect of the 2022 financial year.

c) **Under Resolutions 8, 9 and 10** and in accordance with the provisions of Article L. 22-10-8 of the French Commercial Code, you are kindly asked to approve the compensation policies applicable respectively to the Chairman of the Board of Directors (Resolution 8), the Chief Executive Officer (Resolution 9) and the members of the Board of Directors (Resolution 10). The compensation policy defined for the Chief Executive Officer would be applicable in the event of the appointment of a Deputy CEO.

d) **Under Resolution 11**, after noting that this amount has remained unchanged since 2015 and after reviewing the average compensation of directors at companies of a comparable market capitalisation or operating in the Company's business sector, you are asked to set the total annual amount of compensation awarded to Directors for their service, as referred to in Article L. 225-45 of the French Commercial Code, at €700,000.

   The shareholders at the General Meeting are asked to approve the proposed increase in this amount in order to take into account the change in the number of members of the Board of Directors. If the resolutions relating to the appointments of the three new Directors are approved by the shareholders at the General Meeting, the total number of Directors will increase from 15 to 18. This increase in the Board's membership is also warranted by the increased workload and responsibilities incumbent upon Board members. It is agreed that this amount shall be divided up in full in accordance with the compensation policy (pursuant to Article L. 22-10-14 of the French Commercial Code) set out in Section 2, "Compensation policy" of Chapter 3 of this Universal Registration Document.

2.1.3. MEMBERS OF THE BOARD OF DIRECTORS (RESOLUTIONS 12 TO 17)

1) Renewal of Directors' terms of office (Resolutions 12 to 14)

Three Directors' terms of office are due to expire at the close of the General Meeting of 24 May 2023. The Directors concerned are Sylvie Rémond, Jessica Scale and Michael Gollner. On the recommendation of the Nomination, Governance, Ethics and Corporate Responsibility Committee, the Board of Directors proposes that:

- Sylvie Rémond be reappointed as a Director for a term of office of four years (Resolution 12),
- Jessica Scale be reappointed as a Director for a term of office of four years (Resolution 13),
- Michael Gollner be reappointed as a Director for a term of office of four years (Resolution 14);

The biographies of Sylvie Rémond, Jessica Scale and Michael Gollner are presented in Chapter 3, Section 1.2.8 of the Company's Universal Registration Document.

2) Appointment of new Directors (Resolutions 15 to 17)

Subsequent to the process used to select candidates for positions as Directors, which involved four potential candidates who were initially identified, the Nomination, Governance, Ethics and Corporate Responsibility Committee decided, taking into account in particular their expertise and their independence, to recommend that the Board submit the following proposals for shareholder approval at the General Meeting:

- appointment of Sonia Criseo as a new Director for the statutory term of office of two years (Resolution 15),
- appointment of Pascal Daloz as a new Director for the statutory term of office of three years (Resolution 16),
- appointment of Rémy Weber as a new Director for the statutory term of office of two years (Resolution 17);

In accordance with the provisions of Article 14 of the Company's Articles of Association, Directors may be appointed for a term of office of one, two or three years, in place of the term of office of four years stipulated in the Articles of Association, to allow for the staggering of terms of office for Board members.

The process used to select candidates for positions as Directors is described in Section 1.2.2 of Chapter 3, "Corporate governance" of the Universal Registration Document.

2023072603174

SONIA CRISEO

New appointment

Number of shares in the Company owned personally: None



Business address:
Allianz Trade France
1 place des Saisons
92048 Paris La Défense Cedex
France

Date of first appointment: 24/05/2023
Date term of office began: 24/05/2023
Date term of office ends: AGM 2025

Nationality: Irish **Age:** 51

Main positions and appointments currently held	Appointments		
	Outside the Group	Outside France	Listed company
■ Commercial Director at Allianz Trade for Multinationals (formerly Euler Hermes)			
Other directorships and offices held during the last five years			
■ Director of CS Group			✓

Biography

After training as a bilingual assistant, Sonia Criseo started her career at law firm Linklaters & Paines. She then joined the US firm Baker McKenzie, where she was assistant to the firm's then Chair Christine Lagarde. In 2005, she became Christine Lagarde's personal assistant at the French Ministry of Foreign Trade. In 2007, she continued to work for Christine Lagarde as her Deputy Chief of Staff at the French Ministry for the Economy, Finance and Industry, with responsibility for special affairs. In 2012, she was appointed Chief of Staff to the Chairman of Moët Hennessy. In 2013, she joined credit insurer Euler Hermes France (which in 2022 became Allianz Trade) in the newly created post of Head of International Development. She has served as Commercial Director at Allianz Trade for Multinationals since 2017.

Sonia Criseo's proposed appointment to the Board of Directors addresses the desire to have a Board member with in-depth knowledge of CS Group, recently acquired by the Company, to facilitate its integration. Her knowledge of the public sector and her experience in the credit insurance sector will be valuable assets to Sopra Steria Group, which generates a significant proportion of its revenue – across all product lines and locations – in the public sector and the banking and insurance sectors. Lastly, by virtue of her roots, Sonia Criseo will also bring a helpful dimension to the Group in relation to its aim of expanding internationally in continental Europe and the United Kingdom.

Under the strict application of the independence criteria set out in the AFEP-MEDEF Code, the Board of Directors does not consider Sonia Criseo independent due to her directorship at CS Group until March 2023.

PASCAL DALOZ

Appointment as Independent Director

Number of shares in the Company owned personally: None



Business address:
Dassault Systèmes
10 rue Marcel Dassault
78140 Vélizy-Villacoublay – France

Date of first appointment: 24/05/2023
Date term of office began: 24/05/2023
Date term of office ends: AGM 2026

Nationality: French **Age:** 54

Main positions and appointments currently held	Appointments: Outside the Group	Appointments: Outside France	Appointments: Listed company
■ Deputy CEO, Dassault Systèmes	✓		✓
■ Company officer of direct and indirect subsidiaries of Dassault Systèmes	✓		
■ Director of Fondation Mines-Télécom			
■ Director of the PSL Foundation			
■ Honorary Co-Chair of Alliance Industrie du Futur			
Other directorships and offices held during the last five years			
■ Company officer of direct and indirect subsidiaries of Dassault Systèmes	✓		
■ Director of the Nantes Institute for Advanced Studies			

Biography

After gaining experience in strategy and technology innovation management with investment banks and consultancy firms, Pascal Daloz joined Dassault Systèmes in 2001 as Vice President R&D in charge of sales development. He became Vice President, Strategy and Business Development in 2003, then Executive Vice President, Strategy and Marketing in 2007. He was put in charge of all the group's brands in 2010 as Executive Vice President, Corporate Strategy and Market Development, and then Executive Vice President, Brands and Corporate Development in 2014. In 2018, Pascal Daloz became Head of Corporate Finance and Strategy. In 2020, he became Chief Operating Officer and Head of the Operations Executive Committee of Dassault Systèmes. He continued to serve as Chief Financial Officer until the end of 2021. As Chief Operating Officer, he orchestrated the transformation of the company's strategic functions with the aim of making it a market leader in three key areas of the economy: manufacturing industries, life sciences and healthcare, and infrastructure and urban development.

Pascal Daloz has served as a Director of Dassault Systèmes since 2020. He is Chairman of Medidata, a Dassault Systèmes brand that is a global leader in clinical trials, and 3DS Outscale, a cloud services company founded by Dassault Systèmes. He is also Co-Chair of Alliance Industrie du Futur, established on the initiative of the French government.

Pascal Daloz is a graduate of the École des Mines de Paris engineering school.

The proposed appointment of Pascal Daloz addresses the desire to strengthen industry expertise on the Company's Board of Directors. His financial expertise and the experience he has gained in senior operational roles mean that his perspective on issues of concern to the Group will add value to the Board's discussions. The Board of Directors has also taken into account Pascal Daloz's in-depth understanding of family-owned businesses. The Board of Directors considers Pascal Daloz independent under the independence criteria set out in the AFEP-MEDEF Code.

20230726O5175

RÉMY WEBER

Appointment as Independent Director

Number of shares in the Company owned personally: None



Business address:
Sopra Steria Group
6 avenue Kléber
75116 Paris – France

Date of first appointment: 24/05/2023
Date term of office began: 24/05/2023
Date term of office ends: AGM 2025

Nationality: French **Age:** 65

Main positions and appointments currently held	Outside the Group	Appointments Outside France	Appointments Listed company
■ CEO of Suka Conseil	✓		
■ Chairman of the Supervisory Board of Kereis group	✓		
■ Chairman of the Supervisory Board of Empruntis group	✓		
■ Director of Vicat	✓		✓
■ Member of the Supervisory Board of CDC Habitat	✓		
■ Member of the Supervisory Board of Primonial group	✓		
■ Chairman of the Board of Directors of the Opéra de Lyon	✓		

Other directorships and offices held during the last five years

■ Chairman of the Executive Board of La Banque Postale	✓
■ Company officer of direct and indirect subsidiaries of La Banque Postale	✓

Biography

Rémy Weber began his career at the Large Corporates Department of Banque Française du Commerce Extérieur before joining the French Treasury as a project manager in the International Affairs Department.

He joins Financière BFCE in 1990 as Deputy Director with responsibility for investment operations, mergers and acquisitions.

In 1993, Rémy Weber joined the CIC Crédit Mutuel group. After holding various management positions, he became Chairman and CEO of CIC Lyonnaise de Banque, a position he held from 2002 to 2013. During this period, he was also a member of the CIC group's Executive Board and then of its Executive Committee.

In 2013, Rémy Weber became Chairman of the Executive Board of La Banque Postale, and Deputy CEO and Head of Financial Services at La Poste.

CEO of Suka Conseil since 2020, Rémy Weber joined the Board of Directors of Vicat in 2021. He chairs the Audit Committee and sits on the Remuneration Committee. He is also Chairman of the Supervisory Board of Kereis group (a European leader in omnichannel insurance brokerage) since November 2021 and Chairman of the Supervisory Board of Empruntis group since May 2022.

As a member of the Supervisory Board of CDC Habitat, he also sits on the Strategy Committee and the Audit Committee.

Finally, Rémy Weber has joined the Supervisory Committee of Primonial group since December 2022.

Rémy Weber is a graduate of Sciences Po Aix and the HEC business school.

The proposed appointment of Rémy Weber addresses the need for Sopra Steria Group's Board of Directors to have members with a thorough understanding of the banking sector and its needs. Sopra Steria Group generates a significant proportion of its revenue – across all business lines and locations – in the financial sector, notably through its subsidiary Sopra Banking Software, a strategic technology partner to financial institutions. Furthermore, his executive management experience will be useful to the Board in its discussions. The Board of Directors considers Rémy Weber independent under the independence criteria set out in the AFEP-MEDEF Code.

Subject to shareholder approval at the General Meeting of the resolutions concerning the appointments of Sonia Criseo, Pascal Daloz and Rémy Weber, the composition of the Company's Board of Directors will change as follows:

	Number of members	Female Directors*	Independent Directors*	Nationalities	Average age
As of 31 December 2022	15	5, i.e. 42%	8, i.e. 67%	4	63
After the General Meeting of 24 May 2023	18	6, i.e. 40%	10, i.e. 67%	5	62

** Out of 12 and subsequently 15 members, excluding Directors representing the employees and employee shareholders.*

The following table summarises the key areas of expertise and experience that the proposed appointees would add to the Board of Directors:

Expertise	Knowledge of consulting, digital services, software development, ability to promote innovation	Knowledge of one of the Group's main vertical markets	Entrepreneurial experience	CEO of large group	Finance, risk management and control	CSR – Human resources and labour relations	CSR – Environmental and social issues	International teams and organisations	Knowledge of Axway Software	Operational experience within the Sopra Steria Group
Sonia Criseo		✓						✓		✓*
Pascal Daloz	✓			✓	✓			✓		
Rémy Weber		✓		✓	✓	✓				

** Knowledge of CS Group, in the process of being merged into Sopra Steria Group.*

2.1.4. BUYBACK BY SOPRA STERIA GROUP OF ITS OWN SHARES (RESOLUTION 18)

You are asked to renew the authorisation granted to the Board of Directors at the General Meeting of 1 June 2022 permitting the Company to buy back its own shares, in accordance with applicable laws and regulations (Articles L. 22-10-62 et seq. of the French Commercial Code).

Under this authorisation, the number of shares bought back shall not exceed 10% of the share capital; as an indication, this would equate 2,054,770 shares on the basis of the current share capital. The maximum price per share that can be paid for the shares bought back is set at €275; this price may be adjusted as a result of an increase or decrease in the number of shares representing the share capital, in particular due to capitalisation of reserves, free share awards or reverse stock splits.

Shares may be bought back for the following purposes:

- to obtain market-making services from an investment services provider acting independently under the terms of a liquidity agreement entered into in compliance with the AMF's accepted market practice;
- to award, sell or transfer shares in the Company to employees and/or company officers of the Group, in order to cover share purchase option plans and/or free share plans (or similar plan) as well as any allotments of shares under a company or Group savings plan (or similar plan) in connection with a profit-sharing mechanism, and/or any other forms of share allotment to the Group's employees and/or company officers;
- to retain the shares bought back in order to exchange them or tender them as consideration at a later date for a merger, spin-off or contribution of assets and, more generally, for external growth transactions. Shares bought back for such purposes are not to exceed, in any event, 5% of the number of shares making up the Company's share capital;
- to deliver the shares bought back, upon the exercise of rights attaching to securities giving access to the Company's share capital through redemption, conversion, exchange, tender of warrants or any other means, as well as to execute any transaction covering the Company's obligations relating to those securities;
- to retire shares bought back by reducing the share capital, pursuant to Resolution 18 approved at the General Meeting of 1 June 2022;
- to implement any market practice that would come to be accepted by the AMF, and in general, to perform any operation that complies with regulations in force.

The Board of Directors would have full powers, with the option to subdelegate these powers, to implement this authorisation and decide on the arrangements, under the conditions and within the limits set by law.

This authorisation would supersede the previous authorisation given at the General Meeting of 1 June 2022 and would be granted for a period of 18 months with effect from this General Meeting. It would not be usable during a public tender offer for the Company's shares.

For information, the use made of the previous authorisation is discussed in Section 8 of Chapter 7, "Share ownership structure", of the Company's Universal Registration Document for the financial year ended 31 December 2022.

2023072603176

2.2. Extraordinary General Meeting

2.2.1. SOPRA STERIA GROUP SHARE OWNERSHIP PROGRAMMES FOR EMPLOYEES AND COMPANY OFFICERS (RESOLUTIONS 19 AND 20)

In order to continue to share the benefits of Sopra Steria's growth and success with employees and company officers of the Company and the Group, the Board of Directors is therefore submitting the following proposals to the shareholders at the General Meeting for their approval:

- Resolution 19 to enable the Board of Directors to allot existing or new free shares;
- Resolution 20 to enable the Board of Directors to undertake one or more increases in the share capital reserved for employees belonging to one of the Group's company savings plans (in accordance with Article L. 225-180 of the French Commercial Code).

1) Allotment of free shares to employees and company officers (Resolution 19)

Since the tie-up between Sopra and Steria, the Group has put in place performance share plans whenever its financial performance has allowed.

The characteristics of the latest such plan, set up on 1 June 2022, are as follows:

- For all recipients, the granting of shares is subject to the condition of continued employment at the end of the three-year vesting period. However, depending on the circumstances, this condition may be waived in whole or in part, in derogation of the foregoing and on an entirely exceptional basis (in practice fewer than 3% of departures).
- The performance condition is based on three criteria, equally weighted at 30% each: organic consolidated revenue growth, operating profit on business activity and consolidated free cash flow.
- Strict targets were set over the entire plan period (the year of allotment and the two following years). These targets were at least equal to any publicly disclosed guidance or, for targets expressed as a range, at least the minimum level of the guidance range disclosed. The average annual level of achievement of targets will determine the number of free shares to which recipients are entitled.
- An additional CSR condition, weighted at 10% of total vesting conditions, relates to the proportion of women in senior management positions within the Group under the 2022 plan.

The Chief Executive Officer is subject to the same rules as all the other recipients under these plans. Moreover, he will have to hold at least 50% of shares acquired under these plans throughout his term of office; Mr Paris has further undertaken not to hedge any performance shares until the holding period has expired.

The Board of Directors therefore requests that the authorisation granted at the General Meeting of 1 June 2022 be renewed and the limit retained at 1.1% of the share capital. Unless otherwise required by the situation at the time of the decision to award shares, the new plan would have the same features as the previous plans, it being specified that the allotted shares would be either existing shares (treasury shares), as was the case for plans set up until now, or shares to be issued (new shares).

Should the Board of Directors choose to diverge from its prior practice, as set out above, at the time of any decision to implement such a plan, it shall justify the reasons for doing so in the Universal Registration Document. In a context characterised by major uncertainties, the achievement of the ambitious medium-targets targets set by the Group requires a very precise determination of targets and the relative weighting of each of the criteria. It should be noted that, in accordance with the law, decisions regarding this matter are taken entirely independently by the Board of Directors, taking into account the recommendations by the Compensation Committee after consulting with the Chief Executive Officer. The Chief Executive Officer does not take part in the Board of Directors' discussions regarding this matter.

This authorisation would be subject to an overall limit of 1.1% of the share capital; as a guide, this would equate to 226,024 shares on the basis of the current share capital. In accordance with the recommendations of the AFEP-MEDEF Code, free shares allotted to the Company's Chief Executive Officer would be limited to 5% of the maximum total number of free shares that may be awarded, i.e. 0.06% of the share capital. In exceptional cases, shares may be awarded to employees without being subject to any performance conditions, up to a maximum of 10% of the maximum total number of free shares that may be awarded, i.e. approximately 0.1% of the share capital.

In accordance with the compensation policy, the Chairman of the Board of Directors is not eligible for free share awards.

This authorisation would be granted for a period of thirty-eight months.

2) Capital increase reserved for employees enrolled in a company savings plan (Resolution 20)

You are asked to grant the Board of Directors a delegation of authority allowing it to issue shares or negotiable securities giving access to the Company's shares, without pre-emptive subscription rights.

This delegation of authority would be subject to an overall limit of 2% of the share capital and would be granted for a period of twenty-six months. It would supersede any unused portion of any previous delegation of powers having the same purpose.

2.3. Ordinary General Meeting

2.3.1. POWERS GRANTED TO CARRY OUT FORMALITIES (RESOLUTION 21)

This resolution grants all powers to the bearer of an original or copy of the minutes of this General Meeting to carry out all customary filing and publication formalities.

3. Text of the resolutions

Requiring the approval of the Ordinary General Meeting

Resolution 1

Approval of the parent company financial statements for financial year 2022

The shareholders at the General Meeting, having fulfilled the quorum and majority requirements for Ordinary General Meetings, and having reviewed the Board of Directors' reports and the Statutory Auditors' report, approve the parent company financial statements for the year ended 31 December 2022 as they were presented, which show a net profit of €167,666,165.65.

The shareholders at the General Meeting also approve the transactions reflected in these financial statements and/or summarised in the aforementioned reports. The shareholders at the General Meeting also approve the amount of expenses not deductible for income tax purposes, as defined in Article 39, item 4 of the French General Tax Code, which amounted to €756,421, and the corresponding tax expense of €189,105.

Resolution 2

Approval of the consolidated financial statements for financial year 2022

The shareholders at the General Meeting, having fulfilled the quorum and majority requirements for Ordinary General Meetings, and having reviewed the Board of Directors' reports and the Statutory Auditors' report, approve the consolidated financial statements for the year ended 31 December 2022, which show a consolidated net profit (attributable to the Group) of €247,823,146, as well as the transactions reflected in these consolidated financial statements and/or summarised in the reports.

Resolution 3

Appropriation of earnings for financial year 2022 and setting of the dividend

The shareholders at the General Meeting, having fulfilled the quorum and majority requirements for Ordinary General Meetings, and having reviewed the Board of Directors' reports and the Statutory Auditors' report, note that the net profit available for distribution, determined as follows, stands at:

Profit for the year	**€167,666,165.65**
Transfer to the legal reserve	-
Prior unappropriated retained earnings	€64,681.60
DISTRIBUTABLE PROFIT	**€167,730,847.25**

and resolve, after acknowledging the consolidated net profit attributable to the Group amounting to €247,823,146, to appropriate this profit as follows:

Dividends (based on a dividend per share of €4.30)	**€88,355,114.30**
Discretionary reserves	€79,375,732.95
Retained earnings	-
TOTAL	**€167,730,847.25**

Since the legal reserve already stands at 10% of the share capital, no allocation to it is proposed.

In the event of a change in the number of shares with dividend rights, the total amount of the dividend will be adjusted and the amount allocated to discretionary reserves will be determined on the basis of the total dividend amount actually distributed.

Dividends paid in respect of the past three financial years were as follows:

	2019	2020	2021
Dividend per share	-	€2.00	€3.20
Number of dividend-bearing shares	-	20,539,743	20,527,488
Dividends paid *	-	€41,079,486.00	€65,687,961.60

* *It should be noted that the dividend is eligible for the 40% deduction mentioned in Article 158 3 2° of the French General Tax Code if the taxpayer opts to have the dividend taxed at the progressive income tax rate.*

2023072603177

Resolution 4

Approval of disclosures relating to the compensation of company officers mentioned in Article L. 22-10-9 I of the French Commercial Code, in accordance with Article L. 22-10-34 I of the French Commercial Code

In accordance with Article L. 22-10-34 I of the French Commercial Code, the shareholders at the General Meeting, having fulfilled the quorum and majority requirements for Ordinary General Meetings, and after having reviewed the report on corporate governance prepared by the Board of Directors, approve the disclosures stated in Article L. 22-10-9 I of the French Commercial Code and as presented in the report.

Resolution 5

Approval of the fixed, variable and exceptional items of compensation making up the total compensation and benefits of any kind paid during financial year 2022 or allotted in respect of that period to Pierre Pasquier, Chairman of the Board of Directors

In accordance with Article L. 22-10-34 II of the French Commercial Code, the shareholders at the General Meeting, having fulfilled the quorum and majority requirements for Ordinary General Meetings, approve, after having reviewed the report on corporate governance prepared by the Board of Directors, the fixed, variable and exceptional items of compensation making up the total compensation and benefits of any kind paid during the financial year ended 31 December 2022 or allotted in respect of that period to Pierre Pasquier, Chairman of the Board of Directors, and as presented in the report.

Resolution 6

Approval of the fixed, variable and exceptional items of compensation making up the total compensation and benefits of any kind paid during financial year 2022 or allotted in respect of that period to Vincent Paris, Chief Executive Officer (from 1 January to 28 February 2022)

In accordance with Article L. 22-10-34 II of the French Commercial Code, the shareholders at the General Meeting, having fulfilled the quorum and majority requirements for Ordinary General Meetings, approve, after having reviewed the report on corporate governance prepared by the Board of Directors, the fixed, variable and exceptional items of compensation making up the total compensation and benefits of any kind paid during the financial year ended 31 December 2022 or allotted in respect of that period to Vincent Paris, Chief Executive Officer for the period from 1 January to 28 February 2022, and as presented in the report.

Resolution 7

Approval of the fixed, variable and exceptional items of compensation making up the total compensation and benefits of any kind paid during financial year 2022 or allotted in respect of that period to Cyril Malargé, Chief Executive Officer (from 1 March to 31 December 2022)

In accordance with Article L. 22-10-34 II of the French Commercial Code, the shareholders at the General Meeting, having fulfilled the quorum and majority requirements for Ordinary General Meetings, approve, after having reviewed the report on corporate governance prepared by the Board of Directors, the fixed, variable and exceptional items of compensation making up the total compensation and benefits of any kind paid during the financial year ended 31 December 2022 or allotted in respect of that period to Cyril Malargé, Chief Executive Officer for the period from 1 March to 31 December 2022, and as presented in the report.

Resolution 8

Approval of the compensation policy for the Chairman of the Board of Directors

In accordance with Article L. 22-10-8 II of the French Commercial Code, the shareholders at the General Meeting, having fulfilled the quorum and majority requirements for Ordinary General Meetings, and after having reviewed the report on corporate governance prepared by the Board of Directors, approve the compensation policy for the Chairman of the Board of Directors, for his term of office and as presented in the report.

Resolution 9

Approval of the compensation policy for the Chief Executive Officer

In accordance with Article L. 22-10-8 II of the French Commercial Code, the shareholders at the General Meeting, having fulfilled the quorum and majority requirements for Ordinary General Meetings, and after having reviewed the report on corporate governance prepared by the Board of Directors, approve the compensation policy for the Chief Executive Officer, for his term of office and as presented in the report.

Resolution 10

Approval of the compensation policy for Directors for their service

In accordance with Article L. 22-10-8 II of the French Commercial Code, the shareholders at the General Meeting, having fulfilled the quorum and majority requirements for Ordinary General Meetings, and after having reviewed the report on corporate governance prepared by the Board of Directors, approve the compensation policy for Directors for their service and as presented in the report.

Resolution 11

Decision setting the total annual amount of compensation awarded to Directors for their service at €700,000

The shareholders at the General Meeting, having fulfilled the quorum and majority requirements for Ordinary General Meetings, resolve, pursuant to Article L. 225-45 of the French Commercial Code, to set the total annual amount of compensation awarded to Directors for their service, to be allocated by the Board, at €700,000.

Resolution 12

Reappointment of Sylvie Rémond as a Director for a term of office of four years

The shareholders at the General Meeting, having fulfilled the quorum and majority requirements for Ordinary General Meetings, note that the directorship of Sylvie Rémond will end at the close of this General Meeting and resolve, on the recommendation of the Board of Directors, to renew her directorship for a term of office of four years ending at the close of the General Meeting to be called to approve the financial statements for the financial year ending 31 December 2026.

Resolution 13

Reappointment of Jessica Scale as a Director for a term of office of four years

The shareholders at the General Meeting, having fulfilled the quorum and majority requirements for Ordinary General Meetings, note that the directorship of Jessica Scale will end at the close of this General Meeting and resolve, on the recommendation of the Board of Directors, to renew her directorship for a term of office of four years ending at the close of the General Meeting to be called to approve the financial statements for the financial year ending 31 December 2026.

Resolution 14

Reappointment of Michael Gollner as a Director for a term of office of four years

The shareholders at the General Meeting, having fulfilled the quorum and majority requirements for Ordinary General Meetings, note that the directorship of Michael Gollner will end at the close of this General Meeting and resolve, on the recommendation of the Board of Directors, to renew his directorship for a term of office of four years ending at the close of the General Meeting to be called to approve the financial statements for the financial year ending 31 December 2026.

Resolution 15

Appointment of Sonia Criseo as a Director for a term of office of two years

The shareholders at the General Meeting, having fulfilled the quorum and majority requirements for Ordinary General Meetings, decide, on the recommendation of the Board of Directors, and as provided for in Article 14 of the Company's Articles of Association, to appoint Sonia Criseo as a new Director for a term of office of two years ending at the close of the General Meeting to be called to approve the financial statements for the financial year ending 31 December 2024.

Resolution 16

Appointment of Pascal Daloz as a Director for a term of office of three years

The shareholders at the General Meeting, having fulfilled the quorum and majority requirements for Ordinary General Meetings, resolve, on the recommendation of the Board of Directors, and as provided for in Article 14 of the Company's Articles of Association, to appoint Pascal Daloz as a new Director for a term of office of three years ending at the close of the General Meeting to be called to approve the financial statements for the financial year ending 31 December 2025.

Resolution 17

Appointment of Rémy Weber as a Director for a term of office of two years

The shareholders at the General Meeting, having fulfilled the quorum and majority requirements for Ordinary General Meetings, resolve, on the recommendation of the Board of Directors, and as provided for in Article 14 of the Company's Articles of Association, to appoint Rémy Weber as a new Director for a term of office of two years ending at the close of the General Meeting to be called to approve the financial statements for the financial year ending 31 December 2024.

Resolution 18

Authorisation to be granted to the Board of Directors to trade in the Company's shares up to a maximum of 10% of the share capital

The shareholders at the General Meeting, having fulfilled the quorum and majority requirements for Ordinary General Meetings, and having reviewed the Board of Directors' report, in accordance with the provisions of Articles L. 22-10-62 et seq. of the French Commercial Code:

1. authorise the Board of Directors, except during a public tender offer for the Company's shares, to buy back shares in the Company or arrange to have shares in the Company bought back, on one or more occasions, up to a maximum of 10% of the total number of shares representing the Company's share capital at the time of the buyback;
2. approve the authorised transactions with the following limits: resolve that the funds set aside for share buybacks may not exceed, for guidance purposes and based on the share capital at 31 December 2022, €565,061,750, corresponding to 2,054,770 ordinary shares, with this maximum amount potentially being adjusted to take into account the amount of the share capital on the day of the General Meeting or subsequent transactions;
3. in the event that the Board makes use of this authorisation:
   1. resolve that shares may be bought back for the following purposes:
      - **a)** to obtain market-making services from an investment services provider acting independently under the terms of a liquidity agreement entered into in compliance with the AMF's accepted market practice,
      - **b)** to award, sell or transfer shares in the Company to employees and/or company officers of the Group, in order to cover share purchase option plans and/or free share plans (or similar plan) as well as any allotments of shares under a company or Group savings plan (or similar plan) in connection with a profit-sharing mechanism, and/or any other forms of share allotment to the Group's employees and/or company officers,
      - **c)** to retain the shares bought back (which shall not exceed 5% of the number of shares making up the Company's share capital at the time of the buyback), in order to exchange them or tender them as consideration at a later date for a merger, spin-off or contribution of assets and, more generally, for external growth transactions,
      - **d)** to deliver the shares bought back, upon the exercise of rights attaching to securities giving access to the Company's share capital through redemption, conversion, exchange, tender of warrants or any other means, as well as to execute any transaction covering the Company's obligations relating to those securities,
      - **e)** to retire shares bought back by reducing the share capital, pursuant to Resolution 18 approved at the General Meeting of 1 June 2022,
      - **f)** to implement any market practice that would come to be accepted by the AMF;and in general, to perform any operation that complies with regulations in force,
   2. resolve that shares may be bought back by any means, such as on the stock market or over the counter, including block purchases or through the use of derivatives, at any time, subject to compliance with regulations in force;
4. resolve that the maximum price per share paid for shares bought back be set at €275, it being specified that in the event of any transactions in the share capital, including in particular capitalisation of reserves, free share awards and/or stock splits or reverse stock splits, this price will be adjusted proportionately;
5. grant all powers to the Board of Directors, including the ability to subdelegate these powers, in order to implement this authorisation, to determine the terms and conditions of share buybacks, to make the necessary adjustments, to place any stock market orders, to enter into any and all agreements, to carry out all formalities and file all declarations with the AMF, and generally to take any and all other actions required;
6. set the duration of this authorisation for a period of 18 months with effect from the date of this General Meeting and acknowledge that this authorisation supersedes, in relation to the unused portion, any previous authorisation having the same purpose.

Requiring the approval of the Extraordinary General Meeting

2023072603178

Resolution 19

Authorisation to be granted to the Board of Directors to allot existing or new free shares to employees and/or company officers of the Company and affiliated companies, subject to a cap of 1.1% of the share capital, entailing the waiver by the shareholders of their pre-emptive subscription right

The shareholders at the General Meeting, having fulfilled the quorum and majority requirements for Extraordinary General Meetings, and having reviewed the Board of Directors' report and the Statutory Auditors' special report, in accordance with the provisions of Articles L. 225-197-1, L. 225-197-2 et seq., L. 22-10-49, L. 22-10-59, L. 22-10-60 and L. 22-10-62 of the French Commercial Code and Article L. 341-4 of the French Social Security Code:

1. authorise the Board of Directors to carry out one or more bonus issues, at its discretion, either of existing shares in the Company or of shares to be issued in the future, in favour of eligible employees and company officers (as defined in Articles L. 225-197-1 II (Paragraph 1) and L. 22-10-59 of the French Commercial Code) of the Company and any affiliated companies under the conditions laid down in Article L. 225-197-2 of the French Commercial Code, or in favour of certain categories of those employees or officers;
2. establish as follows the limits of the issues thus authorised:
   1. this authorisation may not give access to a total number of shares representing more than 1.1% of the Company's share capital (as assessed on the date on which the Board of Directors decides to make the award),
   2. it being specified that this will be supplemented by any additional number of shares to be issued to protect the rights of holders of securities giving access to the share capital of the Company, in accordance with legal and regulatory provisions and any contractual clauses providing for other adjustments;
3. in the event that the Board makes use of this authorisation:
   1. resolve that the number of shares that may be granted to the Company's executive company officers may not represent more than 5% of the limit of 1.1% set in the previous paragraph,
   2. resolve that:
      a) shares will be definitively allotted to their recipients upon expiry of a vesting period whose duration shall be set by the Board of Directors; this duration may not, however, be less than three years with effect from the date of the decision to allot the shares in question,
      b) and recipients must, if the Board of Directors deems it useful or necessary, retain the shares in question for the periods freely set by the Board;
4. resolve that, where the recipient is disabled and falls into the second or third categories set out in Article L. 341-4 of the French Social Security Code, the shares in question shall be definitively allotted to that recipient before the remaining term of the vesting period has expired, and shall be immediately transferable;
5. formally note that, with regard to shares to be issued in the future:
   1. this authorisation shall result, upon expiry of the vesting period, in a capital increase by way of capitalisation of reserves, earnings, issue premiums or other amounts that may be capitalised in favour of the recipients of those shares, as well as the automatic waiver by shareholders, in favour of the recipients of the shares thus allotted, of their rights to that portion of reserves, earnings, premiums or other amounts thus capitalised,
   2. and this authorisation shall automatically entail the waiver by shareholders, in favour of the recipients of the aforementioned shares, of their pre-emptive subscription rights. The corresponding capital increase shall be deemed to have been completed upon final allotment of the shares in question to the recipients;
6. accordingly, grant all powers to the Board of Directors, within the limits set out above, to put this resolution into effect, and in particular to:
   1. determine the identity of the recipients of shares to be allotted and the number of shares to be allotted to each,
   2. decide on the holding requirements that may apply by law in regard to eligible company officers, in accordance with the last paragraph of Article L. 225-197-1 II and with Article L. 22-10-59 of the French Commercial Code,
   3. set the dates and terms governing the allotment of the shares in question, including in particular the period at the end of which the shares will be finally allotted as well as, where applicable, the required lock-in period,
   4. determine the conditions related to the performance of the Company, the Group or any of its entities that would apply to the allocation of shares to the Company's executive company officers and, where applicable, those that would apply to the allocation of shares to employees as well as the criteria according to which such shares would be granted, with the stipulation that any shares granted without performance conditions may not be granted to the Company's Chief Executive Officer and may not exceed 10% of the amount of awards authorised by the General Meeting,
   5. determine whether the shares allotted free of charge are shares to be issued or existing shares, and:
      a) where new shares are issued, check that there are sufficient reserves and, upon each allotment, transfer to a reserve not available for distribution the amounts needed to pay up the new shares to be issued, increase the share capital by capitalising reserves, earnings, premiums or other amounts that may be capitalised, determine the type and amount of any reserves, earnings or premiums to be capitalised in consideration of the aforementioned shares, certify the completion of increases in the share capital, determine the vesting date of newly issued shares (which may be retrospective), amend the Articles of Association accordingly,
      b) where existing shares are allotted, acquire the necessary shares under the conditions laid down in law, and take any and all action required to successfully complete the transactions,
   6. allow the option, where applicable, during the vesting period, to adjust the number of bonus shares allotted in accordance with any transactions affecting the Company's equity, so as to protect the rights of recipients; any shares allotted pursuant to such adjustments shall, however, be deemed to have been allotted on the same date as the initially allotted shares,
   7. more generally, with the option to subdelegate these powers under the conditions laid down by law and by the Company's Articles of Association, take any steps and complete any formalities required for the issuance, listing and management of securities issued under the terms of this authorisation and for the exercise of any associated

rights and to make all appropriate arrangements and enter into any agreement required to complete the envisaged share allotments;

7. set the duration of this authorisation for a period of 38 months with effect from the date of this General Meeting and acknowledge that this authorisation supersedes, in relation to the unused portion, any previous authorisation having the same purpose.

Resolution 20

Delegation of authority to be granted to the Board of Directors to increase the Company's share capital, without pre-emptive subscription rights for existing shareholders, via issues to persons employed by the Company or by an affiliated company, subject to enrolment in a company savings plan, up to a maximum of 2% of the share capital

The shareholders at the General Meeting, having fulfilled the quorum and majority requirements for Extraordinary General Meetings, and having reviewed the Board of Directors' report and the Statutory Auditors' special report, in accordance with the provisions of Articles L. 3332-18 to L. 3332-24 of the French Labour Code as well as the provisions of the French Commercial Code, in particular its Articles L. 225-129-2, L. 22-10-49, L. 225-129-6, L. 225-138-1, L. 228-91 et seq.:

1. delegate authority to the Board of Directors to decide on the issuance, on one or more occasions, of:

   1.1 ordinary shares, or

   1.2 equity securities giving access to other equity securities issued by the Company,

reserved for members of a company savings plan offered by the Company or by any French or foreign company or group affiliated with the Company, within the meaning of Article L. 225-180 of the French Commercial Code and Article L. 3344-1 of the French Labour Code (the "Recipients");

2. establish as follows the limits of the issues thus authorised:

   2.1 resolve that this delegation of authority may not give access to a total number of shares representing more than 2% of the Company's share capital (as assessed at the date when the Board of Directors makes use of this delegation of authority),

   2.2 it being specified that this will be supplemented by any additional number of shares to be issued to protect the rights of holders of securities giving access to the share capital of the Company, in accordance with legal and regulatory provisions and any contractual clauses providing for other adjustments; in the event that the Board makes use of this delegation of authority:

3. in the event that the Board makes use of this delegation of authority:

   3.1 resolve to exclude, in favour of the Recipients, the pre-emptive right of existing shareholders to subscribe for the ordinary shares or other securities that may be issued under this delegation of powers,

   3.2 resolve that if the subscriptions obtained do not absorb the entirety of an issue of securities, the capital increase will be limited to the amount of subscriptions received;

4. resolve that the subscription price of securities issued under this resolution may not be:

   4.1 higher than the average of the listed share price over the 20 trading days preceding the date of the decision setting the opening date of the subscription period decided by the Board of Directors,

   4.2 or lower than this average less the maximum discount required by the laws and regulations in force at the date of the Board of Directors' decision, with the stipulation that the Board of Directors may adjust or remove this discount if it deems necessary in order to take into account, in particular, locally applicable legal, accounting, tax and workforce-related systems;

5. resolve that the Board of Directors may provide for the allotment of shares or of other securities giving access to the Company's share capital, whether to be issued or already issued, to the Recipients free of charge, in lieu of all or a portion of the employer contribution and/or the discount mentioned above, within the limits set forth in Articles L. 3332-11 and L. 3332-21 of the French Labour Code, it being specified that the maximum aggregate nominal amount of capital increases that may be carried out in line with these allotments will count towards the limit of 2% of the Company's share capital referred to above;

6. formally note that, with regard to shares to be issued in lieu of some or all of the employer contribution and/or the discount, the Board of Directors may decide to increase the share capital accordingly by capitalising reserves, earnings, issue premiums or other amounts that may be capitalised in favour of the Recipients, thus entailing:

   6.1 the corresponding waiver by the shareholders of that portion of reserves, earnings, premiums or other amounts thus capitalised,

   6.2 and the automatic waiver by the shareholders of their pre-emptive subscription right. The corresponding capital increase shall be deemed to have been completed upon final allotment of the shares in question to the Recipients;

7. grant full powers to the Board of Directors, with the ability to sub-delegate these powers, to implement this delegation of authority as provided by law, and in particular to complete all legal formalities and execute all legal instruments to record the capital increases carried out pursuant to this delegation, amend the Articles of Association accordingly and, more generally, take whatever action is required;

8. set the duration of this delegation of powers for a period of 26 months with effect from the date of this General Meeting and acknowledge that this delegation of powers supersedes, in relation to the unused portion, any previous delegation of powers having the same purpose.

Requiring the approval of the Ordinary General Meeting

Resolution 21

Powers granted to carry out formalities

The shareholders at the General Meeting give all powers to the bearer of an original or copy of the minutes of this Meeting to carry out all legally required formalities.

4. Special report of the Board of Directors

2023072603179

SPECIAL REPORT OF THE BOARD OF DIRECTORS ON ALLOTMENTS OF FREE SHARES – FINANCIAL YEAR ENDED 31 DECEMBER 2022

In accordance with the provisions of Article L. 225-197-4 of the French Commercial Code, we are pleased to present our report on transactions carried out pursuant to the provisions of Articles L. 225-197-1 to L. 225-197-3 of the aforementioned code relating to allotments of free shares.

Allotment of free shares in financial year 2022

You are reminded that Resolution 13 of the Combined General Meeting of 26 May 2021 authorised the Board of Directors to award free shares to employees and company officers of the Company or the Group to which it belongs, under the following terms and conditions:

- Recipients: Eligible employees and/or company officers (as defined in Paragraph 1 of Article L. 225-197-1 II and Article L. 22-10-59 III of the French Commercial Code) of the Company or of any affiliated companies as defined in Article L. 225-197-2 of the French Commercial Code, or certain categories of such individuals;
- Maximum number of shares: The maximum number of shares shall not exceed 1% of the share capital at the date of the allotment decision, with a sub-limit of 5% of that 1% limit for allotments to executive company officers of the Company;
- Validity of the authorisation: 38 months, i.e. until 26 July 2024.

Under this authorisation, at its meeting of 1 June 2022, the Board of Directors allotted 200,950 rights to free performance shares to certain employees and company officers of the Company and affiliated companies, as defined in Article L. 225-197-2 of the French Commercial Code, which it designated. This allotment is subject to a condition of continued employment as well as vesting conditions based on a target comprising financial performance conditions and a CSR condition. The financial performance conditions, counting for 90% of the plan, are based on three performance criteria, all weighted equally (the Company's organic consolidated revenue growth, consolidated operating profit on business activity as a percentage of revenue, and consolidated free cash flow), assessed for financial years 2022, 2023 and 2024. The CSR condition, counting for 10% of the plan and whose attainment will be measured at 31 December 2024, relates to the number of women in senior management positions. It is determined based on the proportion of women in the Group's senior management positions (defined as the two highest echelons, levels 5 and 6).

Under this plan, 3,000 rights to free performance shares were allotted to an executive company officer of the Company (Cyril Malargé, Chief Executive Officer).

The Board of Directors

Statement by the person responsible for the Universal Registration Document

I hereby declare that, to the best of my knowledge, the information contained in this Universal Registration Document is in accordance with the facts and contains no omission likely to affect its import.

I hereby declare that, to the best of my knowledge, the financial statements have been prepared in accordance with applicable accounting standards and provide a true and fair view of the assets, liabilities, financial position and results of operations of the parent company and of all entities included in the scope of consolidation, and that the relevant information in the Management Report, detailed in the cross-reference table on pages 345 to 347 entitled "Information regarding the Management Report", provides a true and fair presentation of the development of business, results of operations and financial positions of the parent company and of all entities included in the scope of consolidation, and that it provides a description of the main risks and uncertainties to which they are exposed.

Paris, 16 March 2023

Cyril Malargé

Chief Executive Officer

Index

2023072603180

Financial terms	Page(s)
Accounting policies	53, 198, 245, 258, 265, 293, 345, 346.
Acquisitions	19, 21, 31, 34, 41, 42, 48, 56, 57, 66, 68, 72, 118, 121, 128, 140, 141, 143, 144, 160, 174, 181, 189, 196, 197, 200, 223, 225, 227, 228, 246, 251, 271, 272, 273, 277, 284, 287, 329, 335.
Actuarial gains and losses	193, 279.
AFEP-MEDEF Code	Table of contents, 55, 56, 59, 85, 101, 301, 321.
Annual Financial Report	Table of contents, 257, 292, 318, 351.
Annual financial statements	Table of contents, 94, 95, 257, 261 to 263, 295, 296, 311, 324, 325, 332, 351.
Articles of Association	Table of contents, 20, 60, 79, 84, 300, 305, 309 to 316, 321, 326, 334, 335, 346, 350.
Audit Committee	40, 49, 52, 53, 58, 59, 65, 69, 73, 79 to 82, 84, 85, 89, 156, 255, 258, 259, 290, 293, 321, 325.
Audits	42, 44, 45, 51, 52.
Autorité des Marchés Financiers (AMF)	47, 48, 83, 84, 234, 300, 301, 302, 334, 342.
Benefits in kind	90, 91, 92, 98, 345.
Big data	28, 162.
Board of Directors	Table of contents, 20, 36, 40, 49, 52, 53, 55 to 67, 69, 73, 74, 76 to 92, 95 to 97, 99 to 101, 106, 108, 122, 125, 137, 156, 157, 163, 186, 197, 214, 216, 256 to 258, 267, 268, 291, 292, 294, 295, 297, 299, 301, 304, 305, 307, 309 to 316, 319, 320, 321, 323 to 337, 350.
Business combinations	153, 201, 223, 224, 232.
Capital increases	196, 303, 304, 305, 315, 331, 335, 336.
Cash flow	Table of contents,[FFT5] 31 to 34, 52, 53, 87, 94, 97, 98, 153, 191, 193, 194, 196, 197, 199, 200, 204, 207, 209, 213, 214, 220, 224, 225, 231, 233 to 247, 251, 256, 257, 261, 264, 273, 281, 291, 331, 337, 342, 345 to 347.
Cash flow hedges (swaps)	240, 241.
Cash-generating units (CGUs)	81, 224, 256.
Chairman (Pierre Pasquier)	Table of contents, 20, 56, 57, 58, 61, 64, 78, 82, 85, 90, 94, 95, 99, 294, 324, 325.
Cloud	22 to 25, 27 to 30, 36, 41, 44, 45, 84, 109, 114, 124, 126, 138, 147, 150, 161, 163, 328.
Code of conduct for stock market transactions	47, 48, 157, 158.
Combined General Meeting	Table of contents, 215, 267, 278, 297, 301, 304, 305, 318, 319, 324, 325, 337.
Compensation of Board members	269.
Compensation of senior executives	Table of contents, 55, 86, 87, 95, 100, 313, 320.
Conflicts of interests	59, 63, 84, 158, 345.
Consolidated financial statements	Table of contents, 34, 53, 94, 95, 98, 151, 153, 191 to 260, 281, 303, 311, 324, 325, 332, 351.
Contingent liabilities	197, 198, 232, 287.
Corporate governance	Table of contents, 53, 55 to 102, 121, 258, 292, 301, 321, 325, 326, 333, 345, 349, 350, 351.
Counterparty risk	239.
Cross-reference table	Table of contents, 103, 132, 168, 170 to 173, 338, 344 to 351.
Crossing of shareholding thresholds	300, 348
Cybersecurity	21, 23, 24, 28, 30, 32, 36, 44, 114, 115, 121, 125, 126, 161, 163, 200, 255, 290.
Deferred tax assets	194, 197, 218, 219.
Digital	19, 21, 23 to 31, 37, 45, 65, 67, 104, 109, 116, 120, 121, 123, 124, 137, 138, 146, 147, 149, 150, 155, 161 to 164, 166, 200, 226, 255, 290, 342.
Digital transformation	21, 23, 25, 28, 37, 41, 44, 46, 74, 78, 105, 112, 116, 117, 124.
Directors	57 to 60, 62, 63, 64, 69, 70, 71, 75, 78, 79, 82, 83, 101, 294, 310 to 313, 315, 326, 328, 329, 334.
Discount rate	209 to 213, 224, 225, 231, 256, 257, 269, 275, 291.
Dividends	20, 195, 196, 215, 230, 245, 248, 264, 269, 275, 307, 346, 348.
Documents available to the public	Table of contents, 309, 321.
Environmental risks	145, 197, 198.
Equity	Table of contents, 33, 191, 193 to 195, 197, 199, 210, 211, 213, 215, 218, 220, 231, 236, 240 to 244, 248, 249, 261, 263, 267, 275, 278, 282, 291, 342, 346.
Equity interests	122, 161, 197, 200, 221, 225, 231, 244, 250, 265, 269, 273 to 275, 279, 285, 291, 294, 299, 300, 301, 305, 313, 315, 345, 347, 350.
Exchange rates	32, 199, 200, 239, 342.
Executive Board	68, 313, 329.
Executive Management	20, 36, 37, 40, 41, 48, 49, 52, 53, 56, 57, 59, 60, 72, 81, 83, 85, 106, 109, 111, 125 to 127, 156, 157, 159, 167, 291, 295, 309, 312 to 314, 319, 345, 350.
Exercise price	199, 206, 226, 277.
Extraordinary General Meeting	305, 312, 316, 323, 324, 331, 335.

Financial terms	Page(s)
Fair value	99, 100, 193, 196, 199, 201, 210 to 213, 215, 216, 220, 224, 226, 231, 232, 234 to 236, 240 to 243, 256, 257, 275, 282, 283, 320.
Financial debt[FFT2]	194, 197, 218, 229, 234, 235, 237 to[FFT3] 239, 241, 242, 244, 245, 247, 249, 263, 269, 280 to 282, 284, 285.
Financial expenses	205, 213, 214, 227, 233, 236.
Financial instruments	197, 205, 221, 223, 233, 235, 236, 239 to 243, 282, 283, 302.
Financial terms	Page(s)
Fixed compensation	86 to 92, 98, 100, 121, 313.
Foreign currency translation gains	263, 271, 284.
Free share plans	214, 215, 278, 280, 331, 337.
Free shares	91, 94, 199, 214, 225, 216, 223, 249, 268, 277, 278, 279, 280, 303, 331, 337, 339, 342, 349.
General Meeting	Table of contents, 33, 55, 59, 64 to 66, 68, 70, 72, 74, 76, 78, 86 to 88, 99, 100, 258, 278, 292, 294, 301, 310, 312, 316 to 321, 323 to 326, 328, 330 to 334, 336, 345 to 351.
General Meeting of Shareholders	20, 33, 59, 61, 91, 216, 307, 310, 311, 326, 330, 350.
Governance	Table of contents, 6, 7, 29, 36, 40, 42, 44, 46 to 49, 55 to 64, 66 to 68, 66, 67, 68[FFT4], 70, 71, 72, 74, 75, 76, 78 to 80, 82 to 85, 87, 89, 92, 101, 103, 105, 106, 108, 116, 124, 127, 132, 137, 145 to 147, 155, 156, 161 to 164, 170, 172, 301, 310, 311, 326, 343, 345, 349.
Hedge accounting	236, 239 to 242, 282.
Hedging instruments	209, 235, 236, 240 to 243.
Human resources	24, 25, 29, 32 to 34, 36, 37, 41, 42, 44, 45, 47 to 49, 51, 53, 60, 71, 80, 81, 116, 121, 122, 125, 154, 156, 158, 167, 187, 203, 226, 330, 342.
Impairment	224, 225, 231, 256.
Impairment testing	81, 224, 256, 272.
Independent Directors	59, 61, 63, 80, 83, 301, 330.
Intangible assets	194, 197, 198, 203, 218, 223, 225, 226, 244, 263, 271, 272.
Interest coverage ratio	237, 281.
Interest rate risk	240, 241.
Internal control	Table of contents, 37, 39 to 54, 57, 60, 80, 81, 156, 157, 158, 167, 170, 186, 187, 255, 268, 259, 290, 292, 293, 312, 319, 347.
Internal control procedures	47, 165, 234, 267, 288, 294, 323.
Internal rules	56, 57, 60, 63, 79, 80, 82 to 88, 157, 310 to 312, 314.
Investments	27, 28, 30, 31, 34, 43, 44, 63, 69, 136, 138, 148, 149, 199, 201, 222, 227, 244, 245, 248, 265, 274, 280, 284, 329, 342, 344.
Issuer	78.
Lessors	63, 229.
Liability insurance	47.
Liquidity agreement	234, 235, .248, 274, 275, 301, 302, 318, 330, 334.
Liquidity risk	237.
Main markets	19, 22, 344.
Management Committee	36, 57, 72, 156.
Mobile	23, 24, 27, 28, 44, 120, 147, 161.
Non-current assets	261, 263, 271, 285.
Off-balance sheet commitments	81, 197, 251, 261, 286, 287.
Offshore	24, 30, 32, 37.
Ordinary General Meeting	86, 87, 88, 99, 100, 278, 310, 311, 316, 320, 323 to 325, 331, 332, 336, 349.
Organisation chart	Table of contents, 19, 35, 108, 170, 201.
Other assets	194, 197, 205, 212, 213, 218, 219, 222, 224, 232, 235, 247.
Other current liabilities	194, 197, 205, 219, 223, 235, 247.
Other liabilities	218.
Patents	271, 344.
Pensions	200, 209, 213, 215, 225, 232, 244, 279, 299, 342, 345.
Performance shares	63, 86, 87, 88, 89, 90, 91, 94, 95, 97, 99, 100, 267, 320, 331.
Plan assets	209, 213, 257.
Post-employment benefits	207 to 211, 213, 216, 233, 257.
Profit-sharing and incentives	262.
Provisions	192, 194, 196 to 199, 205, 207, 218, 229, 232, 237, 244, 245, 261, 262 to 264, 271, 273, 274, 278 to 281, 288, 291, 342, 345.
Purchasing	37, 48, 49, 82, 103, 110, 111, 113, 114, 128, 136, 138, 142 to 144, 151, 156, 158 to 160, 167, 172, 184, 190, 192, 196, 206, 245, 250, 262, 267, 289, 302, 330, 334, 343, 348.

2023072605181

Financial terms	Page(s)
Recoverable amount	198, 220, 224, 225, 231, 256.
Regulated agreements	Table of contents, 57, 79, 80, 84, 94, 261, 294.
Research and development (R&D)	19, 28, 154, 271, 272.
Research and development expenses	271, 272.
Risk management	Table of contents, 14, 39, 40, 47 to 50, 52, 60, 61, 72, 80, 81, 138, 148, 156, 157, 187, 197, 233, 235, 237, 242, 258, 265, 283, 312, 330, 347.
Risk management system	40, 48.
Services	Table of contents, 19, 21 to 33, 35 to 37, 41, 44, 45, 48, 60, 61, 64, 68, 73, 74, 80, 81, 111 to 113, 132, 133, 135 to 138, 140 to 144, 146 to 148, 150, 154 to 156, 160, 161, 167, 168, 172, 181, 187, 189, 190, 200, 203 to 206, 209 to 215, 218, 220, 229, 250, 252 to 255, 266, 267, 269, 275, 279, 290, 298, 302, 318, 328 to 330, 334, 342, 343.
Share buyback programme	Table of contents, 216, 268, 297, 301, 302, 318.
Share capital	20, 215, 248, 267, 278, 288, 298, 302, 303, 304, 318, 324, 330 to 332, 334 to 337, 346, 348.
Share subscription options	94, 95, 280.
Share-based payments	195.
Shareholder agreements	Table of contents, 297, 300, 305.
Shareholders	Table of contents, 299, 56, 57, 61, 64, 65, 122, 297, 298, 300 to 308.
Societal responsibility	107, 187.
Solutions	Table of contents, 19, 21, 23 to 27, 29 to 31, 33, 35, 36, 44, 45, 69, 104, 109, 111 to 113, 115, 128, 135, 137 to 140, 142 to 145, 149, 150, 152, 155, 156, 161, 162, 164, 166, 181, 189, 190, 202 to 206, 226, 252, 253, 255, 265, 267, 271, 290.
Staff costs	192, 197, 206, 208, 213, 214, 262.
Stakeholders	29, 31, 32, 43, 56, 60, 67, 97, 103 to 105, 108 to 111, 114, 115, 131, 137, 138, 145, 147, 155 to 157, 170, 172, 232, 343.
Statement by the person responsible for the Statutory Auditors	Table of contents, 49, 52, 53, 81, 94, 187, 151, 197, 254 to[FFT1] 259, 261, 290, 292 to 295, 314, 317, 321, 325, 332 to 336.
Sustainable development	29, 37, 83, 103, 105, 106, 108, 116, 145, 147, 156, 161, 164, 167, 170, 187, 188, 343, 348.
Tax consolidation	265, 270.
Tax credits	28, 67, 221, 222, 270.
Termination benefits	216.
Trade payables	261, 264, 283, 284, 289.
Transactions in securities	Table of contents, 195, 297, 304.
Universal Registration Document	Table of contents, 338.
Variable compensation	60, 62, 83, 86 to 92, 95, 97 to 99, 108, 121, 325, 349.
Workforce	Table of contents, 12, 19, 32, 33, 45, 89, 91, 119, 121, 128, 168, 169, 186, 197, 198, 208, 269.

Glossary

Acronyms

- AMF: Autorité des Marchés Financiers (French financial markets authority)
- ANSSI: Agence Nationale de la Sécurité des Systèmes d'Information (French IT security agency)
- API: Application programming interface
- BPS: Business process services
- CNIL: Commission Nationale de l'Informatique et des Libertés (French data protection authority)
- COP21: 2015 Paris climate change conference
- DevSecOps: Development – Security – Operations
- DLP: Data loss prevention
- SNFP: Statement of non-financial performance
- DRM: Digital rights management
- FEDEEH: Fédération Étudiante pour une Dynamique Études et Emploi avec un Handicap (Student Federation for the Promotion of Education and Jobs for People with Disabilities)
- GAFA: Google, Apple, Facebook, Amazon ("Big Four" tech companies)
- ILO: International Labour Organization
- LPM: French Military Planning Act (*Loi de programmation militaire*, French Law No. 2013-1168 of 18 December 2013)
- NIS: Network information system
- ILO: International Labour Organization
- UN: United Nations
- PaaS: Platform as a Service
- PLM: Product lifecycle management
- GDPR: General Data Protection Regulation
- HR: Human resources
- CISO: Chief Information Security Officer
- SaaS: Software as a Service
- SOC: Security operations centre
- UX: User experience
- WEPs: Women's Empowerment Principles

Alternative performance indicators

- **Restated revenue**: Revenue for the prior year, expressed on the basis of the scope and exchange rates for the current year.
- **Organic revenue growth**: Increase in revenue between the period under review and restated revenue for the same period in the prior financial year.
- **EBITDA**: This measure, as defined in the Universal Registration Document, is equal to consolidated operating profit on business activity after adding back depreciation, amortisation and provisions included in operating profit on business activity.
- **Free cash flow**: Net cash from operating activities; less investments (net of disposals) in property, plant and equipment, and intangible assets; less lease payments; less net interest paid; and less additional contributions to address any deficits in defined-benefit pension plans.
- **Operating profit on business activity**: This measure, as defined in the Universal Registration Document, is equal to profit from recurring operations adjusted to exclude the share-based payment expense for stock options and free shares and charges to amortisation of allocated intangible assets.
- **Profit from recurring operations**: Operating profit before other operating income and expenses, which includes any particularly significant items of operating income and expense that are unusual, abnormal, infrequent or not foreseeable, presented separately in order to give a clearer picture of performance based on ordinary activities.
- **Basic recurring earnings per share**: This measure is equal to basic earnings per share before other operating income and expenses net of tax.
- **Return on capital employed** (RoCE: (Profit from recurring operations after tax + Profit from equity-accounted companies) / (Equity + Net financial debt)
- **Downtime**: Number of days between two contracts (excluding training, sick leave, other leave and pre-sale) divided by the total number of business days.

Corporate responsibility

2023072603182

- **Sustainable Development Goals (SDGs)** defined by the United Nations: The Sustainable Development Goals are the blueprint to achieve a better and more sustainable future for all. They address the global challenges we face, including poverty, inequality, climate change, environmental degradation, prosperity, peace and justice.
- **Materiality matrix:** A materiality analysis helps identify and prioritise the most relevant issues for a company and its stakeholders, and is presented in the form of a matrix, which plots these issues according to their importance to the company (x-axis) and to its external stakeholders (y-axis).
- **Materiality:** The degree of materiality determined reflects the extent to which an issue is capable of influencing the company's strategy, reputation or financial health.
- **Greenhouse gases (GHG):** Greenhouse gases are gaseous components that absorb infrared radiation emitted from the earth's surface and contribute to the greenhouse effect. The increase in their concentration in the earth's atmosphere is one of the factors causing global warming.
- **Science Based Targets initiative (SBTi):** Science Based Targets is an internationally recognised initiative offering mathematical models for identifying the environmental footprint of activities so as to be able to set ambitious greenhouse gas emissions reduction targets.
- **CDP:** Non-profit organisation that runs the global disclosure system for investors, companies, cities, countries and regions to manage their environmental impact.
- **Task Force on Climate-related Financial Disclosures (TCFD):** A task force focused on climate-related financial disclosures, created as part of the G20 Financial Stability Board. The TCFD is one of the most important developments in the area of climate reporting by businesses.
- **Net-zero emissions:** For a business, achieving net-zero emissions means reducing the GHG emissions of its entire value chain to zero through a combination of value chain emissions reduction projects (at least 90%) and funding carbon removal offsets for the remainder outside its value chain.
- **Scope 1 (of the GHG Protocol):** Covers direct greenhouse gas emissions arising from the combustion of fossil fuels (petroleum, fuel oil, biodiesel and gas) and the escape of coolants from air conditioning systems in offices and on-site data centres.
- **Scope 2 (of the GHG Protocol):** Covers indirect greenhouse gas emissions associated with consumption of grid electricity and district heating in offices and on-site data centres.
- **Scope 3 (of the GHG Protocol):** Covers indirect greenhouse gas emissions associated with energy-related activities not included in Scopes 1 or 2, purchased goods and services, capital goods, waste, upstream transportation of goods, business travel, upstream leased assets, investments, transportation of visitors and clients, downstream transportation of goods, use of sold products, end-of-life treatment of sold products, downstream franchises, downstream leased assets and employee commuting.
- **Market-based**: Method for calculating greenhouse gas emissions based on emissions factors specific to the energy source used.
- **Climate Disclosure Standards Board (CDSB):** the Climate Disclosure Standards Board is an international consortium of businesses and environmental NGOs that works in particular with the TCFD on these issues. The CDSB has built a reporting framework covering the following 12 recommendations:
- **CDSB/REQ-01 Governance:** Disclosures shall describe the governance of environmental policies, strategy and information.
- **CDSB/REQ-02 Management's environmental policies, strategy and targets:** Disclosures shall report management's environmental policies, strategy and targets, including the metrics, plans and timeliness used to assess performance.
- **CDSB/REQ-03 Risks and opportunities:** Disclosures shall explain the material current and anticipated environmental risks and opportunities affecting the organisation.
- **CDSB/REQ-04 Sources of environmental impact:** Quantitative and qualitative results, together with the methodologies used to prepare them, shall be reported to reflect material sources of environmental impact.
- **CDSB/REQ-05 Performance and comparative analysis:** Disclosures shall include an analysis of the information disclosed in REQ-04 compared with any performance targets set and with results reported in a previous period.
- **CDSB/REQ-06 Outlook:** Management shall summarise their conclusions about the effect of environmental impacts, risks, opportunities and policy outcomes on the organisation's future performance and position.
- **CDSB/REQ-07 Organisational boundary:** Environmental information shall be prepared for the entities within the boundary of the organisation or group for which the mainstream report is prepared and, where appropriate, shall distinguish information reported for entities and activities outside that boundary.
- **CDSB/REQ-08 Reporting policies:** Disclosures shall cite the reporting provisions used for preparing environmental information and shall (except in the first year of reporting) confirm that they have been used consistently from one reporting period to the next.
- **CDSB/REQ-09 Reporting period:** Disclosures shall be provided on an annual basis.
- **CDSB/REQ-10 Restatements:** Disclosures shall report and explain any prior year restatements.
- **CDSB/REQ-11 Conformance:** Disclosures shall include a statement of conformance with the CDSB Framework.
- **CDSB/REQ-12 Insurance**: If assurance has been provided over whether reported environmental information is in conformance with the CDSB Framework, this shall be included in or cross-referenced to the statement of conformance of REQ-11.

Cross-reference table for the 2022 Universal Registration Document

Information required for a Universal Registration Document as listed in Annexes 1 and 2 of Commission Delegated Regulation (EU) 2019/980 of 14 March 2019

			Page	Chapter
1.	**Persons responsible**			
	1.1	Identification of all persons responsible	315	8
	1.2	Declaration by those responsible	336	-
	1.3	Statement or report attributed to a person as an expert	N/A	N/A
	1.4	Information sourced from a third party	N/A	N/A
	1.5	Statement regarding approval by the competent authority	1	-
2.	**Statutory auditors**			
	2.1	Identification of the statutory auditors	315	8
	2.2	Any changes	N/A	N/A
3.	**Risk factors**		**14; 39-46**	**[Integrated Presentation]; 2**
4.	**Information about the issuer**			
	4.1	Legal and commercial name	20	1
	4.2	Place of registration, registration number and LEI	20	1
	4.3	Date of incorporation and length of life	20	1
	4.4	Registered office and legal form, legislation under which the issuer operates, country of incorporation, the address, telephone number of its registered office, website and a disclaimer	20	1
5.	**Business overview**			
	5.1	Principal activities	3; 10-12; 23-28	[Integrated Presentation]; 1
	5.2	Principal markets	10; 22	[Integrated Presentation]; 1
	5.3	Important events in the development of the issuer's business	34; 249; 285	1; 5; 6
	5.4	Strategy and objectives	8-9; 13; 29-31; 34	[Integrated Presentation]; 1
	5.5	Extent to which the issuer is dependent on patents, licences, contracts or manufacturing processes	269-270	6
	5.6	Statement regarding the issuer's competitive position	22	1
	5.7	Investments		
	5.7.1	Material investments	21; 34; 198	1; 5
	5.7.2	Material investments that are in progress or to come	34; 249; 285	[1]; 5; 6
	5.7.3	Information on joint ventures and associates	228-229; 248	5
	5.7.4	Environmental issues that may affect the use of tangible fixed assets	8-9; 130-153	[Integrated Presentation]; 4
6.	**Organisational structure**			
	6.1	Brief description of the Group	35-37	1
	6.2	List of significant subsidiaries	35; 250-252	1; 5
7.	**Operating and financial review**			
	7.1	Financial condition		
	7.1.1	Review of the development and performance of the issuer's business and financial position, including both financial and, where appropriate, non-financial key performance indicators	3; 8-9;12; 15; 32-34; 172-183; 190-252; 260-287	[Integrated Presentation]; 1; 4; 5; 6
	7.1.2	Issuer's likely future development and research and development activities	13; 28; 29-31; 34; 159-163; 249; 270-271; 285	[Integrated Presentation]; 1; 4; 5; 6
	7.2	Operating results		

2023072603183

			Page	Chapter
	7.2.1	Significant factors, unusual or infrequent events or new developments	N/A	N/A
	7.2.2	Reasons for material changes in net sales or revenues	N/A	N/A
8	**Capital resources**			
	8.1	Information on capital resources	192-193; 246-248; 276	5; 6
	8.2	Cash flows	15; 194; 242-244; 262	[Integrated Presentation]; 5; 6
	8.3	Borrowing requirements and funding structure	217-221; 242-245; 278-283	5; 6
	8.4	Restrictions on the use of capital resources	N/A	N/A
	8.5	Anticipated sources of funds	N/A	N/A
9.	**Regulatory environment**			
		Description of the regulatory environment that may affect the issuer's business	46-51	2
10.	**Trend information**			
	10.1	Description of the most significant recent trends and any significant changes in the Group's financial performance since the end of the last financial year	N/A	N/A
	10.2	Events likely to have a material impact on the issuer's prospects	N/A	N/A
11.	**Profit forecasts or estimates**			
	11.1	Published profit forecasts or estimates	13; 31; 34	[Integrated Presentation]; 1
	11.2	Statement setting out the principal assumptions upon which the issuer has based its forecast or estimate	13; 31; 34	[Integrated Presentation]; 1
	11.3	Statement that the forecast or estimate is comparable with historical financial information and consistent with accounting policies	319 ; 340	8 ; Glossary
12.	**Administrative, management and supervisory bodies and senior management**			
	12.1	Information concerning members of such bodies	6-7; 36; 54-76	[Integrated Presentation]; 1; 3
	12.2	Conflicts of interest	76; 82-83	3
13.	**Remuneration and benefits**			
	13.1	Remuneration paid and benefits in kind	84-97; 214	3; 5
	13.2	Provisions for pensions, retirement or similar benefits	206-212; 214; 276-278	5; 6
14.	**Board practices**			
	14.1	Date of expiration of current terms of office	56; 62-76	3
	14.2	Members of the administrative, management or supervisory bodies' service contracts with the issuer	55-56; 76	3
	14.3	Information about the issuer's audit committee and remuneration committee	49-50; 78-80	2; 3
	14.4	Statement of compliance with the corporate governance regime applicable to the issuer	54; 99	3
	14.5	Potential material impacts on corporate governance	56; 324-328; 332	3; 9
15.	**Employees**			
	15.1	Number of employees	3; 12; 33; 117; 172; 206; 267	[Integrated Presentation]; 1; 4; 5; 6
	15.2	Shareholdings and stock options	N/A	N/A
	15.3	Arrangements for involving employees in the capital of the issuer	117; 212-214; 265-266; 299-300	4; 5; 6; 7
16.	**Major shareholders**			
	16.1	Shareholders holding more than 5% of the share capital	4; 297	[Integrated Presentation]; 7
	16.2	Existence of different voting rights	4; 276; 297-298; 313	[Integrated Presentation]; 6; 7; 8

			Page	Chapter
	16.3	Direct or indirect ownership or control of the issuer	4; 298- 300	[Integrated Presentation]; 7
	16.4	Arrangements known to the issuer, the operation of which may result in a change of control	N/A	N/A
17.	**Related-party transactions**		248	5
18.	**Financial information concerning the issuer's assets and liabilities, financial position and profits and losses**			
	18.1	Historical financial information		
	18.1.1	Audited historical financial information covering the latest three financial years and audit report	190-257; 260-291	5; 6
	18.1.2	Change of accounting reference date	N/A	N/A
	18.1.3	Accounting standards	196; 263-264	5; 6
	18.1.4	Change of accounting framework	N/A	N/A
	18.1.5	Balance sheet, income statement, statement of changes in equity, cash flow statement, accounting policies and explanatory notes	190-252; 260-287	5; 6
	18.1.6	Consolidated financial statements	1990-252	5
	18.1.7	Age of financial information	190-252; 260-287	5; 6
	18.2	Interim and other financial information	N/A	N/A
	18.3	Auditing of historical annual financial information		
	18.3.1	Independent audit of historical annual financial information	253-257; 288-291	5; 6
	18.3.2	Other audited information	N/A	N/A
	18.3.3	Financial information not audited	N/A	N/A
	18.4	Pro forma financial information	N/A	N/A
	18.5	Dividend policy		
	18.5.1	Description of the issuer's policy on dividend distributions and any restrictions thereon	305	7
	18.5.2	Amount of the dividend per share	3; 11; 15; 33; 246; 305; 323; 330	[Integrated Presentation]; 1; 5; 7; 9
	18.6	Governmental, legal or arbitration proceedings	230; 277; 285	5; 6
	18.7	Significant change in the issuer's financial position	N/A	N/A
19.	**Additional information**			
	19.1	Information on the share capital	212-213; 246; 276; 297	5; 6; 7
	19.1.1	Amount of issued capital, number of shares issued and fully paid, par value per share, number of shares authorised	246; 301	5; 7
	19.1.2	Information on shares not representing capital	246; 276; 296; 299-300	5; 6; 7
	19.1.3	Number, book value and face value of treasury shares	301	7
	19.1.4	Convertible securities, exchangeable securities or securities with warrants	302-303	7
	19.1.5	Terms of any acquisition rights and/or obligations over authorised but unissued capital or an undertaking to increase the capital	89-90; 335	3; 9
	19.1.6	Capital of any member of the group which is under option or agreed conditionally or unconditionally to be put under option	296; 301	7
	19.1.7	History of share capital	301	7
	19.2	Memorandum and Articles of Association	308-314	8
	19.2.1	Register and corporate purpose	20	1
	19.2.2	Rights, preferences and restrictions attached to each class of shares	297-298	7
	19.2.3	Any provision that would have an effect of delaying, deferring or preventing a change in control of the issuer	212-213; 246; 276; 299	5; 6; 7
20.	**Material contracts**		**42**	**2**
21.	**Documents available**		**319**	**8**

Cross-reference table for the Management Report

2023072603184

REQUIRED ITEMS	REFERENCE TEXTS	PAGES	CHAPTERS
1. Overview of the company's situation and business activity			
Overview of the Company's situation, together with an objective and exhaustive analysis of changes in its business, performance and financial position, in particular its debt position relative to business volume and complexity	French Commercial Code Articles L. 225-100-1, I, 1°, L. 232-1, II, L. 233-6 and L. 233-26	32-34; 190-252; 260-287	1; 5; 6
Financial key performance indicators	French Commercial Code Article L. 225-100-1, I, 2°	3; 12; 15; 32-34	[Integrated Presentation]; 1
Non-financial key performance indicators relating specifically to the Company's business	French Commercial Code Article L. 225-100-1, I, 2°	8-9; 11; 33; 110-112; 172-183	[Integrated Presentation]; [1]; 4
Major events occurring between the balance sheet date and the date on which the Management Report was approved for publication	French Commercial Code Articles L. 232-1, II and L. 233-26	34; 249; 285	1; 5; 6
Existing branches	French Commercial Code Article L. 232-1, II	35-37	1
Significant equity interests acquired in companies having their registered office in France	French Commercial Code Article L. 233-6, Paragraph 1	33; 249; 285	1; 5; 6
Alienation of cross-holdings	French Commercial Code Articles L. 233-29, L. 233-30 and R. 233-19	N/A	N/A
Foreseeable developments in the Company's situation and future outlook	French Commercial Code Articles L. 232-1, II and L. 233-26	13; 29-31; 34	[Integrated Presentation]; 1
Research and development activities	French Commercial Code Articles L. 232-1, II and L. 233-26	28; 159-162; 270 -271	1; 4; 6
Table showing the Company's results over the past five financial years	French Commercial Code Article R. 225-102	286	6
Information relating to payment terms for the Company's clients and suppliers	French Commercial Code Articles L. 441-14 and D. 441-6	287	6
Amount of intercompany loans granted and statement by the Statutory Auditors	French Monetary and Financial Code Articles L.511-6 and R.511-2-1-3	N/A	N/A
2. Internal control and risk management			
Main risks and uncertainties to which the Company is exposed	French Commercial Code Article L. 225-100-1, I, 3°	14; 40-46; 231-242; 280-281	[Integrated Presentation]; 2; 5; 6
Financial risks associated with the effects of climate change and description of mitigation measures	French Commercial Code Article L. 22-10-35, 1°	135-136; 196	4; 5
Main characteristics of internal control and risk management procedures relating to the preparation and processing of accounting and financial information	French Commercial Code Article L. 22-10-35, 2°	14; 47-52	[Integrated Presentation]; 2
Objectives and particulars of the Company's hedging programme for each transaction category and the Company's exposure to price, credit, liquidity and cash flow risks. Objectives and particulars of the Company's hedging programme for each transaction category and the Company's exposure to price, credit, liquidity and cash flow risks, including information on the Company's use of financial instruments	French Commercial Code Article L. 225-100-1, I, 4°	231-241; 276-278	5; 6
Anti-corruption arrangements	French Law No. 2016-1691 of 9 December 2016 ("Sapin 2" Act)	155-156	4
Vigilance plan and report on its implementation	French Commercial Code Article L. 225-102-4	165	4

REQUIRED ITEMS	REFERENCE TEXTS	PAGES	CHAPTERS
3. Shareholders and share capital			
Share ownership structure, movements in the Company's share capital and crossing of thresholds	French Commercial Code Article L. 233-13	4; 246; 276; 297-298	[Integrated Presentation]; 5; 6; 7
Purchases and sales by the Company of its own shares	French Commercial Code Articles L. 225-211 and R. 225-160	246; 276; 296; 299-300	5; 6; 7
Employee share ownership	French Commercial Code Article L. 225-102 Paragraph 1	117; 268; 297-299	4; 6; 7
Mention of potential adjustments for securities conferring access to the share capital in the event of share buybacks or financial transactions	French Commercial Code Articles R. 228-90 and R. 228-91	299-300	7
Information on transactions by senior executives and related persons involving Company securities	French Monetary and Financial Code Articles L. 621-18-2 and R. 621-43-1 AMF General Regulation Article 223-26	302	7
Amount of dividends distributed in respect of the past three financial years	French General Tax Code Article 243 *bis*	15; 246; 305	[Integrated Presentation]; 5; 7
4. Statement of non-financial performance (SNFP)			
Business model	French Commercial Code Articles L. 225-102-1 and R. 225-105	10-11	[Integrated Presentation];
Overview of the main risks related to the Company's business activities	French Commercial Code Articles L. 225-102-1 and R. 225-105, I, 1°	14; 40-46; 135-136	[Integrated Presentation]; 2; 4
Information on the manner in which the Group takes into account the social and environmental consequences of its business activities as well as the impact of these business activities on respect for human rights, anti-corruption measures and the prevention of tax evasion (Overview of policies adopted by the Company)	French Commercial Code Articles L. 225-102-1, III, L. 22-10-36 and R. 225-105, I, 2°	8-9; 33; 101-183	[Integrated Presentation]; [1]; 4
Results of policies adopted by the Company or the Group, including key performance indicators	French Commercial Code Articles L. 225-102-1 and R. 225-105, I, 3°	8-9; 110-112; 114-183	[Integrated Presentation]; 4
Workforce-related information (employment, work organisation, health and safety, labour relations, training, equal treatment)	French Commercial Code Articles L. 225-102-1 and R. 225-105, II, A, 1°	114-129; 172-178	4
Environmental information (general environmental policy, pollution, circular economy, climate change)	French Commercial Code Articles L. 225-102-1 and R. 225-105, II, A, 2°	130-153; 179-183	4
Social information (civic engagement to promote sustainable development, subcontractors and suppliers, fair business practices)	French Commercial Code Articles L. 225-102-1 and R. 225-105, II, A, 3°	154-165	4
Information relating to anti-corruption and anti-tax evasion measures, and actions implemented to prevent corruption	French Commercial Code Articles L. 225-102-1, R. 225-105, II, B, 1° and L. 22-10-36	155-158	4
Information relating to actions to support human rights	French Commercial Code Articles L. 225-102-1, R. 225-105, II, B, 2° and L. 22-10-36	114; 110-112; 154; 168-171	4
Information specific to Seveso sites	French Commercial Code Article L. 225-102-2	N/A	N/A
Certification by the independent third party	French Commercial Code Articles L. 225-102-1, III and R. 225-105-2	184-188	4

20230726O3185

REQUIRED ITEMS	REFERENCE TEXTS	PAGES	CHAPTERS
Publication of revenue, capital expenditure (capex) and operating expenses (opex) of economic activities eligible for the taxonomy	Article 8 of the Taxonomy Regulation (Regulation (EU) 2020/852) and Delegated Act of 6 July 2021	146-152	4
5. Additional information required for the preparation of the management report			
Additional tax information	French General Tax Code Articles 223 *quater* and 223 *quinquies*	330	9
Pecuniary sanctions or injunctions for anti-competitive practices	French Commercial Code Article L. 464-2	N/A	N/A

Cross-reference table for the report on corporate governance

REQUIRED ITEMS	REFERENCE TEXTS	PAGES	CHAPTERS
1. Information on compensation			
Compensation policy for company officers	French Commercial Code Articles L. 22-10-8, I, Paragraph 2 and R. 22-10-14	84-87	3
Total compensation and benefits of any type paid during the financial year or awarded in respect of the financial year to each company officer	French Commercial Code Articles L. 22-10-9, I, 1° and R. 22-10-15	88-97; 214; 267	3; 5; 6
Relative proportions of fixed and variable compensation	French Commercial Code Article L. 22-10-9, I, 2°	85-87	3
Use of the option to request that variable compensation be returned	French Commercial Code Article L. 22-10-9, I, 3°	N/A	N/A
Commitments of any type made by the Company to its company officers	French Commercial Code Article L. 22-10-9, I, 4°	85-92; 214	3; 5
Compensation paid or awarded by a company included in the Group's scope of consolidation within the meaning of Article L. 233-16 of the French Commercial Code	French Commercial Code Article L. 22-10-9, I, 5°	84; 97	3
Ratios between each executive company officer's compensation and the **average** and **median** compensation of the Company's employees	French Commercial Code Article L. 22-10-9, I, 6°	95-97	3
Annual change in compensation, performance by the Company, the average compensation of employees and the aforementioned ratios over the past five financial years	French Commercial Code Article L. 22-10-9, I, 7°	95-97	3
Explanation of the way in which total compensation adheres to the compensation policy adopted, including its contribution to the Company's long-term performance and how performance conditions were applied	French Commercial Code Article L. 22-10-9, I, 8°	84-87	3
Manner in which votes cast at the most recent Ordinary General Meeting were taken into account, pursuant to Section I of Article L. 22-10-34	French Commercial Code Article L. 22-10-9, I, 9°	97-98	3
Departures from the procedure for the implementation of the compensation policy and any exceptions made	French Commercial Code Article L. 22-10-9, I, 10°	93	3
Application of the provisions of Article L. 225-45, Paragraph 2 of the French Commercial Code	French Commercial Code Article L. 22-10-9, I, 11°	N/A	N/A
Granting of options to the company officers and options held by them	French Commercial Code Articles L. 225-185 and L. 22-10-57	N/A	N/A
Granting of free share awards to the executive company officers and free shares held by them	French Commercial Code Articles L. 225-197-1 and L. 22-10-59	89-90; 93-97; 214; 266; 335	3; 5; 6; 9

REQUIRED ITEMS	REFERENCE TEXTS	PAGES	CHAPTERS
2. Corporate governance information			
List of all corporate offices and positions held in any company by each company officer during the financial year	French Commercial Code Article L. 225-37-4, 1°	62-76	3
Agreements concluded between a senior executive or major shareholder and a subsidiary	French Commercial Code Article L. 225-37-4, 2°	55-56; 82-83; 292-293	3; 6
Table summarising current delegations of powers granted by shareholders at the General Meeting pertaining to capital increases	French Commercial Code Article L. 225-37-4, 3°	302-303	7
Operating procedures of Executive Management	French Commercial Code Article L. 225-37-4, 4°	6-7; 36; 54-56; 311-312	[Integrated Presentation]; 1; 3; 8
Composition and conditions for preparing and organising the work of the Board of Directors	French Commercial Code Article L. 22-10-10-1°	6-7; 56-61; 62-76; 77-83	[Integrated Presentation]; 3
Diversity policy and application of the principle of balanced gender representation on the Board of Directors	French Commercial Code Article L. 22-10-10-2°	6; 58; 123-126	[Integrated Presentation]; 3; 4
Any limitations that the Board of Directors has placed on the powers of the Chief Executive Officer	French Commercial Code Article L. 22-10-10-3°	55; 312	3; 8
Reference to a corporate governance code and application of the "comply or explain" principle	French Commercial Code Article L. 22-10-10-4°	54; 99	3
Specific procedures relating to the participation of shareholders in the General Meeting	French Commercial Code Article L. 22-10-10-5°	312-314	8
Procedure for the assessment of routine agreements and its implementation	French Commercial Code Article L. 22-10-10-6°	83	3
3. Elements likely to have an impact in the event of a public tender or exchange offer	**French Commercial Code Article L. 22-10-11**		
Ownership structure of the Company		297	7
Restrictions in the Articles of Association on the exercise of voting rights and on share transfers, or clauses in agreements brought to the Company's attention pursuant to Article L. 233-11 of the French Commercial Code		299	7
Direct or indirect investments in the Company's share capital of which it has knowledge by virtue of Articles L. 233-7 and L. 233-12 of the French Commercial Code		297	7
List of holders of any shares granting special rights and description thereof		297	7
Agreements between shareholders of which the Company has knowledge and that could entail restrictions on share transfers and the exercise of voting rights		298	7
Rules applicable to the appointment and replacement of members of the Board of Directors and to amendments of the Articles of Association		299	7
Powers of the Board of Directors, in particular for share issues or share buybacks		299-300	7
Agreements entered into by the Company that are amended or cease in the event of a change in control of the Company, unless this disclosure would seriously undermine its interests, except when such disclosure is a legal obligation		N/A	N/A
Agreements providing for benefits payable to members of the Board of Directors or employees if they resign or are dismissed without valid grounds or if their employment is terminated due to a public tender or exchange offer		N/A	N/A

Cross-reference table for the Annual Financial Report

20230726603186

ITEM	ARTICLE	PAGES	PRESENCE
ANNUAL FINANCIAL REPORT	L. 451-1-2 of the French Monetary and Financial Code; L. 222-3 of the AMF General Regulation		
Parent company financial statements		260-287	6
Consolidated financial statements		190-252	5
Management Report		See cross-reference table for the Management Report	
Report on corporate governance		See cross-reference table for the Report on Corporate Governance	
Declaration by the persons responsible for the Annual Financial Report		336	-
Statutory Auditors' reports on the parent company financial statements and the consolidated financial statements		253-257; 288-291	5; 6

This document is printed in France by an Imprim'Vert certified printer
on PEFC certified paper produced from sustainably managed forest.

Published by
Labrador

20230726031188

For more information:
www.soprasteria.com

Société Anonyme with share capital of €20,547,701 - 326 820 065 RCS Annecy
Registered office: PAE les Glaisins - Annecy-le-Vieux – FR 74940 Annecy - France
Head office: 6 Avenue Kleber – FR 75116 Paris - France

sopra steria

Sopra Steria Group

Head office
6 avenue Kleber
FR 75116 Paris
Phone : +33(0)1 40 67 29 29
Fax : +33(0)1 40 67 29 30

contact-corp@soprasteria.com
www.soprasteria.com