20250718054 68

Årsredovisning

för

Ascade AB

556544-8072

Räkenskapsåret

2024-01-01 - 2024-12-31

Innehållsförteckning

Förvaltningsberättelse	1-4
Resultaträkning	5
Balansräkning	6-7
Noter	8-13
Underskrifter	14

Fotokopians överensstämmelse
med originalet intygas:
.....
Ebba Olsson
0735 36 36 40

20250718054469

Styrelsen för Ascade AB upprättar följande årsredovisning för räkenskapsåret 2024-01-01 - 2024-12-31.

Årsredovisningen är upprättad i svenska kronor, SEK. Om inte annat särskilt anges, redovisas alla belopp i hela kronor (kr). Uppgifter inom parentes avser föregående år.

Förvaltningsberättelse

Information om verksamheten

Ascade AB ingår i den internationella koncernen CSG Systems Internationl Inc. Koncernen utvecklar och implementerar affärssystem som stöder global handel med teletrafik. Koncernens produkter utgörs av avancerade programvaror som hjälper teleoperatörer världen över att optimera och automatisera affärsprocesser för att köpa, leverera och sälja internationell teletrafik.

Under den internprissättning som gäller för koncernen, genererar Ascade sin omsättning via försäljning som agent för andra koncernföretag som äger de immateriella rättigheter av produkten som säljs. Ascade erhåller som agent ersättning för sina kostnader plus ett pålägg. Den nettoomsättning som presenteras i de finansiella rapporterna avser den ersättning som bolaget erhåller genom existerande internprissättning, snarare än omsättning direkt från externa kunder.

Företaget har sitt säte i Stockholm.

Förväntad framtida utveckling samt väsentliga risker och osäkerhetsfaktorer

Förväntad framtida utveckling

Företaget kommer att fortsätta som agent för försäljning av koncernens produkter och tjänster och bidra med professionell service och stöd till hela den internationella CSG-koncernen.
Det finns inga planer av betydande karaktär för bolaget inför kommande år.

Väsentliga risker och osäkerhetsfaktorer

Marknaden
Ascade konkurrerar på en dynamisk marknad med en rad större och mindre leverantörer med likartade produkter och tjänster. Ascade arbetar med att minimera risken att kunna mäta sig konkurrensmässigt med dessa företag och erbjuder nya produkter och tjänster för vilka det finns en efterfrågan för att bemöta framtida förändringar i marknadens krav.

Kunder
Ascade säljer primärt till ett väldefinierat utbud av företag på den globala kommunikationsmarknaden. Förändringar inom denna kundbas till exempel på grund av konsolidering, kan påverka bolagets förmåga att sälja till dessa definierade kunder.

Teknik
Ascade använder och levererar avancerad programvara och teknik i sin dagliga verksamhet. Det är möjligt att bolaget kan misslyckas med att på lämpligt sätt identifiera problem och brister med den nyckelteknik som bolaget förlitar sig på. Det motverkas genom att vara lyhörd och att ständigt utveckla befintlig teknik.

20250718054470

Personal
Bolaget är beroende av kunskapen och kompetensen hos sin personal för att klara av att utveckla och leverera hög kvalitet och komplexa lösningar till kunder i tid. Om personalen inte har tillräckliga kunskaper inom vissa områden kan det leda till misslyckade projekt, missnöjda kunder eller bristande konkurrenskraft på marknaden.

Finansiell kontroll
Bolaget arbetar med att alltid tillämpa adekvata finansiella system, vilket ska förebygga problem med osäkra fordringar, kassaflöden samt valuta- och ränteexponering.

Rättsligt
Ascade har kontrakt med kunder och partners att leverera produkter och tjänster enligt överenskomna specifikationer och tidtabeller. Det finns en risk att en eller annan part inte uppfyller sina avtalsförpliktelser vilket kan leda till potentiella tvister.

Finansiell riskhantering
(A) Valuta risk
Företaget exponderas för valutakursförändringar som uppkommer från försäljning eller inköp i annan valuta än företagets funktionella valuta. Bolaget ingår inga säkringstransaktioner avseende sådana valutarisker.
(B) Likviditetsrisk
Bolaget är inte exponerad för någon betydande likviditetsrisk.

Flerårsöversikt (Tkr)	**2024**	**2023**	**2022**	**2021**	**2020**
Nettoomsättning	82 467	78 659	63 766	73 786	100 039
Avkastning på sysselsatt kap. (%)	3	5	3	3	5
Balansomslutning	143 997	108 791	97 855	93 851	93 528
Avkastning på eget kap. (%)	6	7	5	5	7
Rörelsemarginal (%)	6	7	5	4	5
Soliditet (%)	62	75	75	70	66

För definitioner av nyckeltal, se Not 1

Förändringar i eget kapital

	Aktie-	**Reserv-fond**	**Option instrument**	**Balanserat resultat**	**Årets resultat**	**Totalt**
Belopp vid årets ingång	500 000	100 000	14 764 536	60 739 362	5 831 560	**81 935 458**
Disposition enligt beslut av årsstämman:						
Balanseras i ny räkning				5 831 560	-5 831 560	**0**
Aktierelaterad ersättning			3 041 293			**3 041 293**
Årets resultat					4 652 667	**4 652 667**
Belopp vid årets utgång	**500 000**	**100 000**	**17 805 829**	**66 570 922**	**4 652 667**	**89 629 418**

20250718054471

Förslag till vinstdisposition

Styrelsen föreslår att till förfogande stående vinstmedel (kronor):

optionsinstrument	17 805 829
balanserad vinst	66 570 922
årets vinst	4 652 667
	89 029 418
disponeras så att	
i ny räkning överföres	89 029 418
	89 029 418

Företagets resultat och ställning i övrigt framgår av efterföljande resultat- och balansräkning med noter.

20250718054 72

Resultaträkning

	Not	2024-01-01 -2024-12-31	2023-01-01 -2023-12-31
	1		
Rörelsens intäkter			
Nettoomsättning		82 467 450	78 659 251
Övriga rörelseintäkter		5 690 529	1 580 060
		88 157 979	**80 239 311**
Rörelsens kostnader			
Underentrepenörer och licenser		-1 793 120	-1 642 282
Övriga externa kostnader		-15 814 971	-12 926 255
Personalkostnader	2, 3	-61 961 847	-54 370 931
Avskrivningar och nedskrivningar av materiella och immateriella anläggningstillgångar		-1 120 273	-988 348
Övriga rörelsekostnader		-2 541 516	-4 899 610
Rörelseresultat		**4 926 252**	**5 411 885**
Resultat från finansiella poster			
Övriga ränteintäkter och liknande resultatposter		75 193	98 997
Summa resultat från finansiella poster		**75 193**	**98 997**
Resultat efter finansiella poster		**5 001 445**	**5 510 882**
Resultat före skatt		**5 001 445**	**5 510 882**
Skatt på årets resultat		-348 778	320 678
Årets resultat		**4 652 667**	**5 831 560**

20250718054473

Balansräkning

	Not	2024-12-31	2023-12-31
	1		
TILLGÅNGAR			
Anläggningstillgångar			
Materiella anläggningstillgångar			
Inventarier, verktyg och installationer	4	2 557 314	1 985 349
		2 557 314	**1 985 349**
Finansiella anläggningstillgångar			
Andelar i koncernföretag	5	576 979	576 979
Uppskjuten skattefordran	6	4 689 476	5 038 254
Andra långfristiga fordringar	7	2 543 365	2 804 913
		7 809 820	**8 420 146**
Summa anläggningstillgångar		**10 367 134**	**10 405 495**
Omsättningstillgångar			
Kortfristiga fordringar			
Kundfordringar		22 119 013	11 413 110
Fordringar hos koncernföretag		91 404 764	66 255 903
Aktuella skattefordringar		90 412	72 224
Övriga fordringar		214 911	343 388
Fordran på beställare		2 142 221	2 997 452
Förutbetalda kostnader och upplupna intäkter		5 624 130	7 020 515
		121 595 451	**88 102 592**
Kassa och bank		12 034 882	10 282 418
Summa omsättningstillgångar		**133 630 333**	**98 385 010**
SUMMA TILLGÅNGAR		**143 997 467**	**108 790 505**

20250718054474

Balansräkning

	Not	2024-12-31	2023-12-31
	1		
EGET KAPITAL OCH SKULDER			
Eget kapital			
Bundet eget kapital			
Aktiekapital		500 000	500 000
Reservfond		100 000	100 000
		600 000	**600 000**
Fritt eget kapital			
Optioner reglerade med egetkapitalinstrument		17 805 829	14 764 536
Balanserad vinst eller förlust		66 570 922	60 739 362
Årets resultat		4 652 667	5 831 560
Summa eget kapital		**89 629 418**	**81 935 458**
Kortfristiga skulder			
Förskott från kunder		30 398 155	7 055 921
Leverantörsskulder		3 839 274	2 855 861
Skulder till koncernföretag		196 145	0
Övriga skulder		1 295 194	1 450 558
Upplupna kostnader och förutbetalda intäkter		18 639 281	15 492 707
Summa kortfristiga skulder		**54 368 049**	**26 855 047**
SUMMA EGET KAPITAL OCH SKULDER		**143 997 467**	**108 790 505**

20250718054475

Noter

Not 1 Redovisnings- och värderingsprinciper

Allmänna upplysningar
Årsredovisningen är upprättad i enlighet med årsredovisningslagen och BFNAR 2012:1 Årsredovisning och koncernredovisning (K3).

Redovisningsprinciperna är oförändrade jämfört med föregående år.

Anläggningstillgångar
Immateriella och materiella anläggningstillgångar redovisas till anskaffningsvärde minskat med ackumulerade avskrivningar enligt plan och eventuella nedskrivningar.

Avskrivning sker linjärt över den förväntade nyttjandeperioden med hänsyn till väsentligt restvärde. Följande nyttjandeperiod tillämpas:

Materiella anläggningstilgångar	*År*
Inventarier, verktyg och installationer	3-5

Tillkommande utgifter
Tillkommande utgifter som uppfyller tillgångskriteriet räknas in i tillgångens redovisade värde. Utgifter för löpande underhåll och reparationer redovisas som kostnader när de uppkommer.

Finansiella instrument
Finansiella tillgångar och skulder redovisas i enlighet med kapitel 11 (Finansiella instrument värderade utifrån anskaffningsvärdet) i BFNAR 2012:1.

Redovsning i och borttagande från balansräkningen

En finansiell tillgång eller finansiell skuld tas upp i balansräkningen när företaget blir part i instrumentets avtalsmässiga villkor. En finansiell tillgång tas bort från balansräkningen när den avtalsenliga rätten till kassaflödet från tillgången upphört eller reglerats. Detsamma gäller när de risker och fördelar som är förknippade med innehavet i allt väsentligt överförts till annan part och företaget inte längre har kontroll över den finansiella tillgången. En finansiell skuld tas bort från balansräkningen när den avtalade förpliktelsen fullgjorts eller upphört.

Värdering av finansiella tillgångar
Finansiella tillgångar värderas vid första redovisningstillfället till anskaffningsvärde, inklusive eventuella transaktionsutgifter som är hänförliga till förvärvet av tillgången.

Kundfordringar/kortfristiga fordringar
Kundfordringar och kortfristiga fordringar redovisas som omsättningstillgångar till det belopp som förväntas bli inbetalt efter avdrag för individuellt bedömda osäkra fordringar.

20250718054476

Låneskulder och leverantörsskulder
Låneskulder och leverantörsskulder redovisas initialt till anskaffningsvärde efter avdrag för transaktionskostnader. Skiljer sig det redovisade beloppet från det belopp som ska återbetalas vid förfallotidpunkten periodiseras mellanskillnaden som räntekostnad över lånets löptid med hjälp av instrumentets effektivränta. Härigenom överensstämmer vid förfallotidpunkten det redovisade beloppet och det belopp som ska återbetalas.

Leasingavtal
Företaget redovisar samtliga leasingavtal, såväl finansiella som operationella, som operationella leasingavtal. Operationella leasingavtal redovisas som en kostnad linjärt över leasingperioden.

Utländsk valuta
Poster i utländsk valuta
Monetära poster i utländsk valuta räknas om till balansdagens kurs. Icke-monetära poster räknas inte om utan redovisas till kursen vid anskaffningstillfället.

Inkomstskatter
Skatt på årets resultat i resultaträkningen består av aktuell skatt och uppskjuten skatt. Aktuell skatt är inkomstsskatt för innevarande räkenskapsår som avser årets skattepliktiga resultat och den del av tidigare räkenskapsårs inkomstsskatt som ännu inte har redovisats. Uppskjuten skatt är inkomstsskatt för skattepliktigt resutlat avseende framtida räkenskapsår till följd av tidigare transaktioner eller händelser.

Uppskjuten skatteskuld redovisas för alla skattepliktiga temporära skillnader, dock inte för temporära skillnader som härrör från första redovisningen av goodwill. Uppskjuten skattefodran redovisas för avdragsgilla skillnader och för möjligheten att i framtiden använda skattemässiga underskottsavdrag. Värderingen baseras på hur det redovisade värdet för motsvarande tillgång och skuld förväntas återvinnas respektive regleras. Beloppen baseras på de skattesatser och skatteregler som är beslutade före balansdagen och har inte nuvärdesberäknats.

Uppskjutna skattefordringar har värderats till högst det belopp som sannolikt kommer att återvinnas baserat på innevarande och framtida skattepliktiga resultat. Värderingen omprövas varje balansdag.

Avsättningar
Som avsättning har redovisats förpliktelser gentemot tredje man som är hänförliga till räkenskapsåret eller tidigare räkenskapsår och som på balansdagen antingen är säkra eller sannolika till sin förekomst men oviss till belopp eller till den tidpunkt då de ska infrias.

Vid första redovisningstillfället värderas avsättningar till den bästa uppskattningen av det belopp som kommer att krävas för att reglera förpliktelsen på balansdagen. Avsättningar omprövas varje balansdag.

Ersättningar till anställda
Ersättningar vid uppsägningar, i den omfattning ersättningen inte ger företaget några framtida ekonomiska fördelar, redovisas endast som en skuld och en kosntad när företaget har en legal eller informell förpliktelse att antingen:
a) avsluta en anställds eller en grupp av anställda före den normala tidpunkten för anställningens upphörande eller
b) lämna ersättningar vid uppsägning genom erbjudande för att uppmuntra frivillig avgång.

Ersättningar vid uppsägningar redovisas endast när företaget har en detaljerad plan för uppsägningen och inte har någon realistisk möjlighet att anullera planen.

20250718054777

Utgifter för avgiftsbestämda planer redovisas som en kostnad under den period de anställda utför de tjänster som ligger till grund för förpliktelsen.

Aktierelaterade ersättningar
Aktierelaterade ersättningar avser rätter utgivna av bolagets amerikanska moderbolag till ledande befattningshavare att i framtiden erhålla aktier i bolagets amerikanska moderbolag. De aktierelaterade ersättningarna tilldelas utan kostnad för den anställde. Inkluderat i de ersättningar som tilldelas är prestationsbaserade ersättningar som utfärdats till vissa nyckelpersoner, vilka intjänas vid uppfyllande av vissa förutbestämda finansiella resultatmål under en två-eller treårig prestationsmätningsperiod. De andra bundna aktierelaterade ersättningarna intjänas antingen årligen under fyra år (från tilldelningstidpunkten) när tilldelningstidpunkten är daterat före 2022 eller intjänas årligen under tre år när tilldelningstidpunkten är daterat efter 2022-01-01 utan några restriktioner annat än angiven tidsperiod. Redovisad kostnad tar hänsyn till hur många aktier som vid respektive balansdag förväntas intjänas med avseende på anställningskravet. Eftersom programmen regleras med egetkapitalinstrument klassificeras de som "egetkapitalreglerade" och ett belopp motsvarande den redovisade personalkostnaden redovisas direkt i eget kapital.

Efter att aktier tjänats in och överförts till programdeltagare behöver bolaget betala sociala avgifter baserat på aktiernas värde när de överförs. En kostnad och avsättning redovisas periodiserat över intjänandeperioden för dessa sociala avgifter. Avsättningen för sociala avgifter baseras på de antal aktier som förväntas tjänas in på aktiernas verkliga värde per respektive balansdag och slutligen överföring av aktier.

Eventualförpliktelser
En eventualförpliktelse är:
- En möjlig förpliktelse som till följd av inträffade händelser och vars förekomst endast kommer att bekräftas av en eller flera osäkra framtida händelser, som inte helt igger inom företagets kontroll, inträffa eller uteblir, eller
- En befintlig förpliktelse till följd av inträffade händelser, men som inte redovisas som skuld eller avsättning eftersom det inte är sannolikt att ett utflöde av resurser kommer att krävas för att reglera förpliktelsen eller förpliktelsens storlek inte kan beräknas med tillräcklig tillförlitlighet.

Eventualförpliktelser är en sammanttagen beteckning för sådan garantier, ekonomiska åtaganden och eventuella förpliktelser som inte tas upp i balansräkningen.

Intäkter
Det inflöde av ekonomiska fördelar som företaget erhållit eller kommer att erhålla för egen räkning redovisas som intäkt. Intäkter värderas till verkliga värdet av det som erhållits eller kommer att erhållas, med avdrag för rabatter.

All försäljning som sker av företaget görs som en agent till det brittiska företag som nu äger de immateriella rättigheterna. Intäkterna från denna försäljning överförs till det brittiska bolaget genom den internprissättningspolicy som är på plats. I gengäld ersätter det brittiska företaget Ascade AB för all de kostnader som detta medför plus ett pålägg.

Ränta, royalty och utdelning
Ränta redovisas som intäkt enligt effektivräntemetoden.
Royalty periodiseras i enlighet med överenskommelsens ekonomiska innebörd.
Utdelning redovisas när ägarens rätt att erhålla betalning har säkerställts.

20250718054478

Nyckeltalsdefinitioner

Nettoomsättning
Rörelsens huvudintäkter, fakturerade kostnader, sidointäkter samt intäktskorrigeringar.

Balansomslutning
Företagets samlade tillgångar.

Avkastning på eget kap. (%)
Resultat efter finansiella poster i procent av justerat eget kapital (eget kapital och obeskattade reserver med avdrag för uppskjuten skatt).

Avkastning på sysselsatt kap. (%)
(Rörelseresultat + finansiella intäkter) / sysselsatt kapital

Rörelsemarginal (%)
Rörelseresultat i procent av omsättningen.

Soliditet (%)
Justerat eget kapital (eget kapital och obeskattade reserver med avdrag för uppskjuten skatt) i procent av balansomslutning.

Not 2 Anställda och personalkostnader

	2024-01-01 -2024-12-31	**2023-01-01 -2023-12-31**
Medelantalet anställda		
Kvinnor	10	9
Män	24	25
	34	**34**

Not 3 Aktierelaterade ersättningar

Under året deltog anställda i det yttersta moderbolagets CSG Systems International, Inc. aktierelaterade ersättningsplan. De aktierelaterade ersättningarna regleras med egetkapitalinstrument i form av aktier i CSG System International, Inc. Det yttersta holdingbolaget, CSG Systems International, Inc. (CSGI) har upprättat ett incitamentsprogram, CSGI 2005 Stock Incentive Plan. De aktierelaterade ersättningarna tilldelas utan kostnad för den anställde. Inkluderat i de ersättningar som tilldelas är prestationsbaserade ersättningar som utfärdats till vissa nyckelpersoner, vilka intjänas vid uppfyllande av vissa förutbestämda finansiella resultatmål under en två-eller treårig prestationsmätningsperiod. De andra bundna aktierelaterade ersättningarna intjänas årligen under tre år (från tilldelningstidpunkten) utan några restriktioner annat än angiven tidsperiod. Några undantag** föreligger och dessa listas nedan. Priset vid tilldelningen är lika med marknadspriset på CSGI aktier vid tilldelningstidpunkten. Detta incitamentprogram resulterade i kostnader för året med SEK 3 041 293.

20250718054479

	Snittpris tilldelning	Antal aktierätter
Utestående vid årets början	510,04	10 610
Tilldelade under året	541,48	4 281
Överförda	546,97	748
Inlösta	530,24	-5 171
Utestående vid årets slut	**570,24**	**10 468**
Vägd genomsnittlig aktiekurs för inlösta aktier		567,10
Vägd genomsnittligt tilldelningspris för inlösta aktierätter		530,24

Observera att samtliga tilldelningspriser har omräknats till lokal valuta baserad på den genomsnittliga valutakursen för 2024. Priser angivna början och slutet av perioden är omräknade till gällande stängningskurs.

** Observera att de bundna aktierelaterade ersättningarna utfärdade före 2021-12-31 intjänas årligen under en period av fyra år. Bundna aktierelaterade ersättningar som utfärdas till deltagare i incitametsprogrammet som introducerades 2023 intjänas årligen under en period av två år.

Not 4 Inventarier, verktyg och installationer

	2024-12-31	2023-12-31
Ingående anskaffningsvärden	5 242 075	5 601 003
Inköp	1 692 238	1 292 452
Försäljningar/utrangeringar	-713 098	-1 651 380
Utgående ackumulerade anskaffningsvärden	**6 221 215**	**5 242 075**
Ingående avskrivningar	-3 256 726	-3 901 187
Försäljningar/utrangeringar	713 098	1 632 809
Årets avskrivningar	-1 120 273	-988 348
Utgående ackumulerade avskrivningar	**-3 663 901**	**-3 256 726**
Utgående redovisat värde	**2 557 314**	**1 985 349**

Not 5 Andelar i koncernföretag

	2024-12-31	2023-12-31
Ingående ackumulerade anskaffningsvärden	*576 979*	*576 979*
Utgående ackumulerade anskaffningsvärden	**576 979**	**576 979**

Dotterföretag	**Antal andelar**	**%**	**2024-12-31 Redovisat värde**	**2023-12-31 Redovisat värde**
Ascade Middle East FZ LLC, Dubai Media City	50	100	132 706	132 706
CSG International PTE Ltd, Singapore	100 000	100	444 273	444 273
	100 050		**576 979**	**576 979**

20250718054800

Not 6 Uppskjuten skattefordran

	2024-12-31	2023-12-31
Belopp vid årets ingång	5 038 254	4 717 576
Årets förändring	-348 778	320 678
Utgående redovisat värde	**4 689 476**	**5 038 254**

Not 7 Andra långfristiga fordringar

	2024-12-31	2023-12-31
Ingående anskaffningsvärden	2 804 913	637 756
Tillkommande fordringar	0	5 786 942
Avgående fordringar	-261 548	-3 619 785
Utgående ackumulerade anskaffningsvärden	**2 543 365**	**2 804 913**
Utgående redovisat värde	**2 543 365**	**2 804 913**

Not 8 Koncernuppgifter

Ascade AB upprättar inte koncernredovisning enligt årsredovisningslagen 7:2.

Företaget är ett helägt dotterföretag till Independent Technology Systems Ltd, Corp. med org.nr 3179314 med säte i Storbritannien.

Moderföretaget i den största koncernen där Ascade AB är dotterföretag och koncernredovisningen upprättas är CSG Systems International, Inc. org nr 333084-9500 med säte i USA, Colorado, (Nasdaq:CSGS). Det utländska moderföretagets koncernredovisning finns att tillgå hos www.csgi.com.

20250718054481

Underskrifter

Den dag som framgår av min elektroniska underskrift

Fiona O'Connor
Ordförande

Francis O'Sullivan

Martin Jansson
Martin Jansson (Apr 22, 2025 13:37 GMT+2)

Martin Jansson

Vår revisionsberättelse har lämnats den dag som framgår av min elektroniska underskrift

KPMG AB

Christer Bragd (Apr 22, 2025 20:33 GMT+2)

Christer Bragd
Auktoriserad revisor

20250718054482

Annual Report Ascade 2024 SWE

Final Audit Report 2025-04-22

Created:	2025-04-18
By:	Angela Lantzy (Angela.Lantzy@csgi.com)
Status:	Signed
Transaction ID:	CBJCHBCAABAAOxUj23vOAiUSCOiEmeK-uQpEiM5mYrzc

"Annual Report Ascade 2024 SWE" History

Document created by Angela Lantzy (Angela.Lantzy@csgi.com)
2025-04-18 - 10:15:26 PM GMT- IP address: 134.238.214.253

Document emailed to Fiona O'Connor (fiona.oconnor@csgi.com) for signature
2025-04-18 - 10:23:45 PM GMT

Email viewed by Fiona O'Connor (fiona.oconnor@csgi.com)
2025-04-19 - 8:31:01 AM GMT- IP address: 104.28.53.17

Signer Fiona O'Connor (fiona.oconnor@csgi.com) entered name at signing as Fiona O'Connor
2025-04-22 - 10:22:55 AM GMT- IP address: 137.83.214.30

Document e-signed by Fiona O'Connor (fiona.oconnor@csgi.com)
Signature Date: 2025-04-22 - 10:22:57 AM GMT - Time Source: server- IP address: 137.83.214.30

Document emailed to francis.osullivan@csgi.com for signature
2025-04-22 - 10:23:00 AM GMT

Email viewed by francis.osullivan@csgi.com
2025-04-22 - 10:26:17 AM GMT- IP address: 130.41.187.232

Signer francis.osullivan@csgi.com entered name at signing as Francis O'Sullivan
2025-04-22 - 10:27:12 AM GMT- IP address: 130.41.187.232

Document e-signed by Francis O'Sullivan (francis.osullivan@csgi.com)
Signature Date: 2025-04-22 - 10:27:14 AM GMT - Time Source: server- IP address: 130.41.187.232

Document emailed to martin.jansson@csgi.com for signature
2025-04-22 - 10:27:16 AM GMT

Email viewed by martin.jansson@csgi.com
2025-04-22 - 11:32:47 AM GMT- IP address: 130.41.185.197

Powered by Adobe Acrobat Sign

Signer martin.jansson@csgi.com entered name at signing as Martin Jansson

2025-04-22 - 11:37:08 AM GMT- IP address: 130.41.185.197

Document e-signed by Martin Jansson (martin.jansson@csgi.com)

Signature Date: 2025-04-22 - 11:37:10 AM GMT - Time Source: server- IP address: 130.41.185.197

Agreement completed.

2025-04-22 - 11:37:10 AM GMT

20250718054B3

Powered by
Adobe
Acrobat Sign

20250718054484

Fastställelseintyg / Adoption certificate

Undertecknad styrelseledamot för Ascade AB intygar, dels att denna kopia av årsredovisningen stämmer överens med originalet, dels att resultaträkningen och balansräkningen i årsredovisningen har fastställts på årsstämma den 23 april 2025. Årsstämman beslutade att godkänna styrelsens förslag till resultatdisposition.

The undersigned director of Ascade AB certifies that this is a true copy of the original annual accounts and that the income statement and the balance sheet in the annual accounts were adopted at the annual general meeting on 23 April 2025. The annual general meeting resolved to approve the boards' proposal for allocation of the result.

I/*in* Galway, den/*on* 23 April 2025.

Fiona O'Connor

Fiona O'Connor

Fotokopians överensstämmelse
med originalet intygas:
.....
Ebba Olsson
0735363640

20250718054485

Revisionsberättelse

Till bolagsstämman i Ascade AB, org. nr 556544-8072

Rapport om årsredovisningen

Uttalanden

Vi har utfört en revision av årsredovisningen för Ascade AB för år 2024.

Enligt vår uppfattning har årsredovisningen upprättats i enlighet med årsredovisningslagen och ger en i alla väsentliga avseenden rättvisande bild av Ascade ABs finansiella ställning per den 31 december 2024 och av dess finansiella resultat för året enligt årsredovisningslagen. Förvaltningsberättelsen är förenlig med årsredovisningens övriga delar.

Vi tillstyrker därför att bolagsstämman fastställer resultaträkningen och balansräkningen.

Grund för uttalanden

Vi har utfört revisionen enligt International Standards on Auditing (ISA) och god revisionssed i Sverige. Vårt ansvar enligt dessa standarder beskrivs närmare i avsnittet Revisorns ansvar. Vi är oberoende i förhållande till Ascade AB enligt god revisorssed i Sverige och har i övrigt fullgjort vårt yrkesetiska ansvar enligt dessa krav.

Vi anser att de revisionsbevis vi har inhämtat är tillräckliga och ändamålsenliga som grund för våra uttalanden.

Styrelsens ansvar

Det är styrelsen som har ansvaret för att årsredovisningen upprättas och att den ger en rättvisande bild enligt årsredovisningslagen. Styrelsen ansvarar även för den interna kontroll som den bedömer är nödvändig för att upprätta en årsredovisning som inte innehåller några väsentliga felaktigheter, vare sig dessa beror på oegentligheter eller misstag.

Vid upprättandet av årsredovisningen ansvarar styrelsen för bedömningen av bolagets förmåga att fortsätta verksamheten. Den upplyser, när så är tillämpligt, om förhållanden som kan påverka förmågan att fortsätta verksamheten och att använda antagandet om fortsatt drift. Antagandet om fortsatt drift tillämpas dock inte om styrelsen avser att likvidera bolaget, upphöra med verksamheten eller inte har något realistiskt alternativ till att göra något av detta.

Revisorns ansvar

Våra mål är att uppnå en rimlig grad av säkerhet om huruvida årsredovisningen som helhet inte innehåller några väsentliga felaktigheter, vare sig dessa beror på oegentligheter eller misstag, och att lämna en revisionsberättelse som innehåller våra uttalanden. Rimlig säkerhet är en hög grad av säkerhet, men är ingen garanti för att en revision som utförs enligt ISA och god revisionssed i Sverige alltid kommer att upptäcka en väsentlig felaktighet om en sådan finns. Felaktigheter kan uppstå på grund av oegentligheter eller misstag och anses vara väsentliga om de enskilt eller tillsammans rimligen kan förväntas påverka de ekonomiska beslut som användare fattar med grund i årsredovisningen.

Som del av en revision enligt ISA använder vi professionellt omdöme och har en professionellt skeptisk inställning under hela revisionen. Dessutom:

- identifierar och bedömer vi riskerna för väsentliga felaktigheter i årsredovisningen, vare sig dessa beror på oegentligheter eller misstag, utformar och utför granskningsåtgärder bland annat utifrån dessa risker och inhämtar revisionsbevis som är tillräckliga och ändamålsenliga för att utgöra en grund för våra uttalanden. Risken för att inte upptäcka en väsentlig felaktighet till följd av oegentligheter är högre än för en väsentlig felaktighet som beror på misstag, eftersom oegentligheter kan innefatta agerande i maskopi, förfalskning, avsiktliga utelämnanden, felaktig information eller åsidosättande av intern kontroll.
- skaffar vi oss en förståelse av den del av bolagets interna kontroll som har betydelse för vår revision för att utforma granskningsåtgärder som är lämpliga med hänsyn till omständigheterna, men inte för att uttala oss om effektiviteten i den interna kontrollen.
- utvärderar vi lämpligheten i de redovisningsprinciper som används och rimligheten i styrelsens uppskattningar i redovisningen och tillhörande upplysningar.
- drar vi en slutsats om lämpligheten i att styrelsen använder antagandet om fortsatt drift vid upprättandet av årsredovisningen. Vi drar också en slutsats, med grund i de inhämtade revisionsbevisen, om huruvida det finns någon väsentlig osäkerhetsfaktor som avser sådana händelser eller förhållanden som kan leda till betydande tvivel om bolagets förmåga att fortsätta verksamheten. Om vi drar slutsatsen att det finns en väsentlig osäkerhetsfaktor, måste vi i revisionsberättelsen fästa uppmärksamheten på upplysningarna i årsredovisningen om den väsentliga osäkerhetsfaktorn eller, om sådana upplysningar är otillräckliga, modifiera uttalandet om årsredovisningen. Våra slutsatser baseras på de revisionsbevis som inhämtas fram till datumet för revisionsberättelsen. Dock kan framtida händelser eller förhållanden göra att ett bolag inte längre kan fortsätta verksamheten.
- utvärderar vi den övergripande presentationen, strukturen och innehållet i årsredovisningen, däribland upplysningarna, och om årsredovisningen återger de underliggande transaktionerna och händelserna på ett sätt som ger en rättvisande bild.

Vi måste informera styrelsen om bland annat revisionens planerade omfattning och inriktning samt tidpunkten för den. Vi måste också informera om betydelsefulla iakttagelser under revisionen, däribland de eventuella betydande brister i den interna kontrollen som vi identifierat.

Penneo dokumentnyckel: JFWG4-78HNP-QIH17-Z58JM

Rapport om andra krav enligt lagar och andra författningar

Uttalanden

Utöver vår revision av årsredovisningen har vi även utfört en revision av styrelsens förvaltning för Ascade AB för år 2024 samt av förslaget till dispositioner beträffande bolagets vinst eller förlust.

Vi tillstyrker att bolagsstämman disponerar vinsten enligt förslaget i förvaltningsberättelsen och beviljar styrelsens ledamöter ansvarsfrihet för räkenskapsåret.

20250718054B6

Grund för uttalanden

Vi har utfört revisionen enligt god revisionssed i Sverige. Vårt ansvar enligt denna beskrivs närmare i avsnittet Revisorns ansvar. Vi är oberoende i förhållande till Ascade AB enligt god revisorssed i Sverige och har i övrigt fullgjort vårt yrkesetiska ansvar enligt dessa krav.

Vi anser att de revisionsbevis vi har inhämtat är tillräckliga och ändamålsenliga som grund för våra uttalanden.

Styrelsens ansvar

Det är styrelsen som har ansvaret för förslaget till dispositioner beträffande bolagets vinst eller förlust. Vid förslag till utdelning innefattar detta bland annat en bedömning av om utdelningen är försvarlig med hänsyn till de krav som bolagets verksamhetsart, omfattning och risker ställer på storleken av bolagets egna kapital, konsolideringsbehov, likviditet och ställning i övrigt.

Styrelsen ansvarar för bolagets organisation och förvaltningen av bolagets angelägenheter. Detta innefattar bland annat att fortlöpande bedöma bolagets ekonomiska situation och att tillse att bolagets organisation är utformad så att bokföringen, medelsförvaltningen och bolagets ekonomiska angelägenheter i övrigt kontrolleras på ett betryggande sätt.

Revisorns ansvar

Vårt mål beträffande revisionen av förvaltningen, och därmed vårt uttalande om ansvarsfrihet, är att inhämta revisionsbevis för att med en rimlig grad av säkerhet kunna bedöma om någon styrelseledamot i något väsentligt avseende:

- företagit någon åtgärd eller gjort sig skyldig till någon försummelse som kan föranleda ersättningsskyldighet mot bolaget, eller
- på något annat sätt handlat i strid med aktiebolagslagen, årsredovisningslagen eller bolagsordningen.

Vårt mål beträffande revisionen av förslaget till dispositioner av bolagets vinst eller förlust, och därmed vårt uttalande om detta, är att med rimlig grad av säkerhet bedöma om förslaget är förenligt med aktiebolagslagen.

Rimlig säkerhet är en hög grad av säkerhet, men ingen garanti för att en revision som utförs enligt god revisionssed i Sverige alltid kommer att upptäcka åtgärder eller försummelser som kan föranleda ersättningsskyldighet mot bolaget, eller att ett förslag till dispositioner av bolagets vinst eller förlust inte är förenligt med aktiebolagslagen.

Som en del av en revision enligt god revisionssed i Sverige använder vi professionellt omdöme och har en professionellt skeptisk inställning under hela revisionen. Granskningen av förvaltningen och förslaget till dispositioner av bolagets vinst eller förlust grundar sig främst på revisionen av räkenskaperna. Vilka tillkommande granskningsåtgärder som utförs baseras på vår professionella bedömning med utgångspunkt i risk och väsentlighet. Det innebär att vi fokuserar granskningen på sådana åtgärder, områden och förhållanden som är väsentliga för verksamheten och där avsteg och överträdelser skulle ha särskild betydelse för bolagets situation. Vi går igenom och prövar fattade beslut, beslutsunderlag, vidtagna åtgärder och andra förhållanden som är relevanta för vårt uttalande om ansvarsfrihet. Som underlag för vårt uttalande om styrelsens förslag till dispositioner beträffande bolagets vinst eller förlust har vi granskat om förslaget är förenligt med aktiebolagslagen.

Stockholm den 22 april 2025

KPMG AB

Christer Bragd
Auktoriserad revisor

Penneo dokumentnyckel: JFWG4-B4VN4-QIH17-Z58IM

PENNEO

Signaturerna i detta dokument är juridiskt bindande. Dokumentet är signerat genom Penneo™ för säker digital signering. Tecknarnas identitet har lagrats, och visas nedan.

"Med min signatur bekräftar jag innehållet och alla datum i detta dokumentet."

20250718054487

Christer Karl Bragd
Undertecknare
Serienummer: 66aa4f1b9d2519[…]0d0164b5a0be6
IP: 81.225.xxx.xxx
2025-04-22 18:32:34 UTC

BankID

Penneo dokumentnyckel: JFWG4-BCI4N-V25G4-78HNP-QIH17-Z58JM

Detta dokument är undertecknat digitalt via **Penneo.com**. De signerade uppgifternas integritet är validerad med hjälp av ett beräknat hashvärde för originaldokumentet. Alla kryptografiska bevis är inbäddade i denna PDF, vilket säkerställer både autenticitet och möjlighet till framtida validering.

Detta dokument är försett med ett kvalificerat elektroniskt sigill som innehåller ett certifikat och en tidsstämpel från en kvalificerad tillhandahållare av betrodda tjänster.

Så här verifierar du dokumentets äkthet:
När du öppnar dokumentet i Adobe Reader kan du se att det är certifierat av **Penneo A/S**. Detta bekräftar att dokumentets innehåll förblir oförändrat sedan tidpunkten för undertecknandet. Bevis för de enskilda undertecknarnas digitala signaturer bifogas dokumentet.

De kryptografiska bevisen kan kontrolleras med hjälp av Penneos validator, **https://penneo.com/validator**, eller andra valideringsverktyg för digitala signaturer.

0002509180460 7

UNITED STATES
SECURITIES AND EXCHANGE COMMISSION
Washington, D.C. 20549

FORM 10-K

(Mark One)

☒ ANNUAL REPORT PURSUANT TO SECTION 13 OR 15(d) OF THE SECURITIES EXCHANGE ACT OF 1934

For the fiscal year ended December 31, 2024

OR

☐ TRANSITION REPORT PURSUANT TO SECTION 13 OR 15(d) OF THE SECURITIES EXCHANGE ACT OF 1934 FOR THE TRANSITION PERIOD FROM _____ TO _____

Commission File Number 0-27512

CSG SYSTEMS INTERNATIONAL, INC.
(Exact name of registrant as specified in its charter)

Delaware (State or other jurisdiction of incorporation or organization)	**47-0783182** (I.R.S. Employer Identification No.)
169 Inverness Dr W, Suite 300 **Englewood, Colorado** (Address of principal executive offices)	**80112** (Zip Code)

Registrant's telephone number, including area code: (303) 200-2000

Securities registered pursuant to Section 12(b) of the Act:

Title of Each Class	Trading Symbol	Name of Each Exchange on Which Registered
Common Stock, Par Value $0.01 Per Share	**CSGS**	**Nasdaq Stock Market LLC**

Securities registered pursuant to Section 12(g) of the Act: None.

Indicate by check mark if the registrant is a well-known seasoned issuer, as defined in Rule 405 of the Securities Act. YES ☒ NO ☐

Indicate by check mark if the registrant is not required to file reports pursuant to Section 13 or 15(d) of the Act. YES ☐ NO ☒

Indicate by check mark whether the registrant: (1) has filed all reports required to be filed by Section 13 or Section 15(d) of the Securities Exchange Act of 1934 during the preceding 12 months (or for such shorter period that the registrant was required to file such reports), and (2) has been subject to such filing requirements for the past 90 days. YES ☒ NO ☐

Indicate by check mark whether the Registrant has submitted electronically every Interactive Data File required to be submitted pursuant to Rule 405 of Regulation S-T (§232.405 of this chapter) during the preceding 12 months (or for such shorter period that the Registrant was required to submit such files). YES ☒ NO ☐

Indicate by check mark whether the registrant is a large accelerated filer, an accelerated filer, a non-accelerated filer, smaller reporting company, or an emerging growth company. See the definitions of "large accelerated filer," "accelerated filer," "smaller reporting company," and "emerging growth company" in Rule 12b-2 of the Exchange Act.

Large accelerated filer	☒	Accelerated filer	☐	Non-accelerated filer	☐
Smaller reporting company	☐	Emerging growth company	☐		

If an emerging growth company, indicate by check mark if the registrant has elected not to use the extended transition period for complying with any new or revised financial accounting standards provided pursuant to Section 13(a) of the Exchange Act. ☐

Indicate by check mark whether the registrant has filed a report on and attestation to its management's assessment of the effectiveness of its internal control over financial reporting under Section 404(b) of the Sarbanes-Oxley Act (15 U.S.C. 7262(b)) by the registered public accounting firm that prepared or issued its audit report. ☒

If securities are registered pursuant to Section 12(b) of the Act, indicate by check mark whether the financial statements of the registrant included in the filing reflect the correction of an error to previously issued financial statements. ☐

Indicate by check mark whether any of those error corrections are restatements that required a recovery analysis of incentive-based compensation received by any of the registrant's executive officers during the relevant recovery period pursuant to §240.10D-1(b). ☐

Indicate by check mark whether the registrant is a shell company (as defined in Rule 12b-2 of the Exchange Act). Yes ☐ No ☒

The aggregate market value of the voting and non-voting common equity held by nonaffiliates of the registrant, based on the closing price of the shares of common stock on The Nasdaq Stock Market on June 28, 2024, was $844,833,184.

The number of shares of registrant's Common Stock outstanding as of February 18, 2025 was 28,839,469.

DOCUMENTS INCORPORATED BY REFERENCE

Portions of the registrant's Definitive Proxy Statement for its 2025 Annual Meeting of Stockholders, to be filed on or prior to April 30, 2025, are incorporated by reference into Part III of this Annual Report on Form 10-K.

20250918046608

CSG SYSTEMS INTERNATIONAL, INC.

2024 FORM 10-K

TABLE OF CONTENTS

		Page
PART I		
Item 1.	Business	4
Item 1A.	Risk Factors	10
Item 1B.	Unresolved Staff Comments	19
Item 1C.	Cybersecurity	20
Item 2.	Properties	21
Item 3.	Legal Proceedings	21
Item 4.	Mine Safety Disclosures	21
PART II		
Item 5.	Market for Registrant's Common Equity, Related Stockholder Matters and Issuer Purchases of Equity Securities	24
Item 6.	[Reserved]	25
Item 7.	Management's Discussion and Analysis of Financial Condition and Results of Operations	26
Item 7A.	Quantitative and Qualitative Disclosures About Market Risk	36
Item 8.	Financial Statements and Supplementary Data	37
Item 9.	Changes in and Disagreements with Accountants on Accounting and Financial Disclosure	70
Item 9A.	Controls and Procedures	70
Item 9B.	Other Information	70
Item 9C.	Disclosure Regarding Foreign Jurisdictions that Prevent Inspections	70
PART III		
Item 10.	Directors, Executive Officers and Corporate Governance	71
Item 11.	Executive Compensation	71
Item 12.	Security Ownership of Certain Beneficial Owners and Management and Related Stockholder Matters	71
Item 13.	Certain Relationships and Related Transactions, and Director Independence	71
Item 14.	Principal Accounting Fees and Services	71
PART IV		
Item 15.	Exhibits, Financial Statement Schedules	71
Item 16.	Form 10-K Summary	71
	Signatures	80

0002509180460 9

CAUTIONARY NOTE REGARDING FORWARD-LOOKING STATEMENTS

This Form 10-K, including Item 7, "Management's Discussion and Analysis of Financial Condition and Results of Operations", contains forward-looking statements within the meaning of the Private Securities Litigation Reform Act of 1995. We may also make forward-looking statements in other reports filed with the Securities and Exchange Commission, in materials delivered to stockholders, and in press releases. In addition, our representatives may from time to time make oral forward-looking statements.

Forward-looking statements relate to future events and typically address our expected future business and financial performance. Statements in this report that are not historical facts are forward-looking statements. Words such as "expect," "anticipate," "intend," "plan," "aspire," "believe," "seek," "see," "will," "would," "may," "target," and similar expressions and variations or negatives of these words, typically identify such forward-looking statements. These include, among others, statements relating to:

- relationships with and financial condition of our significant customers;
- fluctuations in credit market conditions, general global economic and political conditions, and foreign currency exchange rates;
- our ability to maintain a reliable, secure computing environment;
- continued market acceptance of our products and services;
- our ability to continuously develop and enhance products in a timely, cost-effective, technically advanced, and competitive manner;
- our ability to deliver our solutions in a timely fashion within budget, particularly large software implementations;
- our dependency on the industries in which we serve;
- our ability to meet our financial expectations;
- increasing competition in our market from companies of greater size and with broader presence;
- our ability to successfully integrate and manage acquired businesses or assets to achieve expected strategic, operating, and financial goals;
- our ability to protect our intellectual property rights;
- our ability to conduct business in the international marketplace;
- our ability to comply with applicable U.S. and international laws and regulations; and
- risks related to a global pandemic.

We assume no obligation to update or revise any forward-looking statements except as required by federal securities laws.

Forward-looking statements are based on management's beliefs, assumptions and expectations of future events and trends that are subject to risks and uncertainties. Forward-looking statements speak only as of the date made, and actual future results and trends may differ materially from historical results or those reflected in any such forward-looking statements depending on a variety of factors. We have included important factors in this Form 10-K, particularly under "Item 1A. Risk Factors" that we believe could cause actual results to differ materially from any forward-looking statement. Investors are cautioned not to place undue reliance on forward-looking statements. For additional information concerning factors that may cause actual results to vary materially from those stated in the forward-looking statements, see our reports on Form 10-K, 10-Q, and 8-K filed with the Securities and Exchange Commission ("SEC").

20250918046 10

PART I

Item 1. Business

Who We Are

CSG Systems International, Inc. (the "Company", "CSG", or forms of the pronoun "we") is a purpose-driven, SaaS platform company that enables global companies in a wide variety of industry verticals to simplify their complex customer engagement and how they monetize in the digital age. Our cloud-first architecture and customer-centric approach empower companies to deliver unforgettable experiences for their B2B (business-to-business), B2C (business-to-consumer), and B2B2X (business-to-business-to-consumer) customers, making it easier for people and businesses to buy, use, and pay for the services they value most. CSG manages billions of critical customer interactions annually, and we do it with a singular focus – an obsession on our customers' success.

As a global technology leader, we aspire to envision, invent, and shape a better, more future-ready world. Specifically, our mission is focused on helping some of the world's most recognizable brands compete and win in the digital age by making it easier for their customers to do business.

Every company in every industry vertical with recurring customer relationships needs to make it easier for their consumer and enterprise customers to do business with them in their customers' preferred channel of choice. They need to make it easier for customers to identify which product or service is right for them; easier to buy, procure, provision, and pay for their goods and services; easier to communicate with or get updates from them; and easier to modify the goods/services they buy. This is exactly where CSG's SaaS platforms come in. Industry leaders in telecom, broadband cable, media, retail, healthcare, financial services, insurance, government, and other industries leverage the power of our integrated, domain specific technology to compete and win in the digital age.

Our 5,800-plus employees around the globe have made CSG a trusted technology leader and SaaS platform company to some of the biggest and most innovative brands around the world.

Our corporate headquarters is located at 169 Inverness Dr W, Suite 300, Englewood, Colorado 80112, and the telephone number at that address is (303) 200-2000.

Our common stock is listed on the Nasdaq Stock Market LLC ("Nasdaq") under the symbol "CSGS". We are a member of the S&P Small Cap 600 and Russell 2000 indices.

What We Do

Simply put, CSG helps companies solve their toughest business challenges. We help our customers deliver personalized, secure, and integrated customer experience solutions in order to grow their revenue and wow their customers with future-ready solutions that drive exceptional customer experiences.

Our Industry-Leading Solutions

Revenue Management and Digital Monetization: We provide robust, integrated real-time revenue management platforms leveraging public cloud, private cloud, or on-premise deployments to optimize and monetize transactions at every stage of the customer lifecycle. Our flexible, configurable business support systems help companies be more profitable because they sell, engage, and monetize better with CSG integrated, domain specific technology. These solutions span the commerce lifecycle, streamlining the entire revenue monetization process from concept to cash, helping companies address digital transformation in the ever-changing and dynamic business world in which they operate.

With the growth in digital services across many industries, the way our customers interact with their customers is rapidly changing. For Communication Service Providers ("CSPs"), it provides new revenue sources beyond connectivity, information, and communications services. For consumers, it enables personalized new digital capabilities in a simpler to consume and engage model. But, behind these 'simple' user experiences are complex B2B, B2C, and B2B2X platforms, rich collaboration ecosystems, and a web of partnerships which are underpinned by open application programming interfaces, or APIs, distributed architecture, and microservices technology. Our solutions are architected to bring speed, agility, and interoperability while maintaining the operational stability, security, reliability, and scalability needed to power these complex ecosystems. We enable companies to bring new services to market with hyper speed and scale with our revenue management platforms which are key to growing revenue and profits in a digital world.

Transformational Customer Experiences: We believe customer experience is the number one differentiator for businesses today. We help businesses "win" on this front by helping them be easier to do business with digitally in the moments that matter. We do this with our SaaS platforms that leverage AI technology and drive loyalty, growth, and cost efficiency across the customer lifecycle.

20250918046111

Some of the biggest communications, financial services, healthcare, and retail brands in the world rely on our solutions, expertise, and insights to enable better experiences and drive customer engagement and retention. Retaining and growing these consumer relationships is critical for industry leaders to continue to thrive and grow. We help our customers deliver differentiated experiences across digital channels creating engagements that are personalized, predictive, and proactive.

Our extensive customer analytics unlock critical insights from the trail of data footprints across websites, stores, billing systems, internal data warehouses, emails, texts, and other channels to power personalized consumer journeys and real-time customer engagement. Our data and orchestration approach utilizes AI to ignite exceptional experiences that fuel loyalty and growth by creating detailed profiles and propelling customized acquisition, engagement, and retention strategies. This translates into faster results, lower risk, and ultimately, better business outcomes for our customers with a lower total cost to serve.

Payments: We continue to see an increase in the velocity and the expectations from our merchants and partners that make digital payments table stakes for every facet of their customer's life – whether that be paying rent, property taxes, gym memberships, educational fees, or other goods and services.

We have been recognized as a leader in payments, providing a full end-to-end SaaS payments platform, allowing organizations to accept electronic check/ACH, debit and credit card payments, and offer the ability to receive funds quicker via same-day ACH. With one of the most robust and complete payments platforms in the market, we enable integrated software vendors ("ISV") to differentiate their solution stack by offering a fully customizable payments platform that seamlessly integrates into existing architectures to help their customers scale payments smarter and faster. Our all-in-one payments platform simplifies and enables businesses and governments to onboard merchants quickly, deliver ongoing innovation, and address the changing market demands in digital payments. Our platform handles tens of billions of dollars in payment volumes annually for approximately 131,000 active merchants and we do this all in a secure, PCI-compliant environment. With our advanced fraud identification and prevention, utilizing AI-driven behavioral analysis and detection, we are able to help entities optimize their revenue, minimize their losses, and most importantly, protect their reputation.

Taken in whole or in modules, our SaaS payments platform combined with our deep domain expertise, helps leading brands across different industries optimize their business processes and integrate critical back- and front-office technology platforms to create a differentiated customer experience, resulting in accelerated growth and profits.

Technology Innovation & Operations

Our customers are looking for the best, most modern, and cost-efficient technologies to solve their toughest business challenges. We continue to make meaningful investments in research and development ("R&D"), incorporating AI and other emerging technologies into our solutions, to ensure that we stay ahead of our customers' needs, advancing our customers' businesses as well as our own.

Our products are recognized by industry analysts as best-in-class in the areas of monetization, financial services, technology, telecom, field service management, OSS/BSS, journey orchestration, journey analytics, customer experience, and integrated payments. In 2024, analysts ranked CSG as a Leader in the Forrester Wave: Customer Journey Orchestration, a Champion in Clearing & Settlement and Testing, and a High-Flyer in Roaming Analytics in the 2024 Kaleido Intelligence Roaming Vendor Hub Report. For the fourth consecutive year, we received a BIG Innovations Award, as CSG Bill Explainer was named Best Product in Telecommunications 2024. We were awarded for top innovation in payments at the 2024 PayTech Awards USA and honored for our omnichannel experience and recurring payment innovation at the 2024 Juniper Future Digital Awards. We also earned the TSG Best of Breed API Award for Payments for the second year in a row, and TSG honored CSG as the payment gateway provider with the Lowest Minute Outage in North America at the TSG 2024 Real Transaction Metrics Awards.

In addition, we provide operational services encompassing infrastructure management (including hardware, application, and environmental management), application configuration management (including configuration development, release, and deployment) and business operations management (including event processing, revenue management, and settlement). Our pre-integrated approach, combined with our deep domain experts managing the applications, allow our customers to scale their operations and do what matters most – focus on satisfying their end customers and growing their businesses.

20250918046 12

Why We Win

At CSG, many of our significant customer relationships span decades. To earn the right to do business with companies for that length of time, you need to be trusted, dependable, and innovative. You need to be bold, future-forward, relentlessly focused, passionate, customer-obsessed, people-centric, innovative – and most importantly – you need to deliver.

We do all of this by constantly obsessing over the needs and success of our customers as we help them design and deliver exceptional, digitally-enabled, customer and employee experiences. We believe in innovating jointly with our current and potential future customers to anticipate future-market trends and then redesign and technologically-enable personalized engagements with their consumer and enterprise customers. And, since our modular solutions are mission-critical systems at the heart of our customers' business, operational excellence, security, and reliability will always be our top priority.

In addition, working side-by-side with some of the biggest and most innovative companies in the world helps us to develop breakthrough technologies that address the market's most pressing needs today and into the future.

How We Grow

We believe the successful execution of our goals will allow us to accelerate our revenue and earnings growth, and therefore, create long-term sustained value for our customers, employees, and stockholders.

Our strategic focus is underpinned by our key business priorities:

Harnessing the best culture, the best talent, and the most energized and globally diverse team: Our global employees and leaders continue to be CSG's greatest competitive differentiator. As a purpose-driven, SaaS platform company, we foster a culture where we prioritize employee experience, learning, and development to provide a workplace environment where our employees can do their best work and thrive. By being customer-obsessed every day, CSG will continue to win big in the market.

Accelerating our revenue growth: We continue to target accelerated long-term organic revenue growth and unlock significant value with disciplined strategic, financially-attractive acquisitions. Accelerating our growth will enable CSG to add scale and operating leverage in order to create greater customer and stockholder value. We look to acquire capabilities, proven product platforms, market share in high-growth industry verticals, and human capital talent. In today's challenging macroeconomic environment, we will remain highly disciplined and strive to ensure that every acquisition meets our four criteria: strategic fit, culture/integration fit, financial fit, and risk/return profile.

Creating and leading with category-defining technology: Our broad portfolio of industry-leading integrated, domain specific technology provides our customers with a competitive advantage. These solutions enable customers to simplify the complexity in their traditional customer engagements while being able to quickly deliver new digital services and incorporating AI to create a more personalized and relevant experience to their consumers. We will continually add relevant capabilities to what we do as a company, both in terms of our people and our solutions.

Delivering an exceptional customer experience: We believe we deliver more business value by doing what we say and being easy to do business with. We do this by putting the customer at the heart of our decision-making and by continuing to raise the bar on our agility, delivery capabilities, efficiency, and reliability to power our customers' success.

Becoming the SaaS technology provider of choice for CSPs: We have a strong presence in the world's largest CSPs technology ecosystems with our award-winning revenue management and customer engagement platforms. As these companies wrestle with new competitors, changes in customer demands, and disruptive technologies, they need a partner that can provide them with a suite of solutions that can help them turn these challenges into opportunities, higher revenues, and greater operating profits. With our vast portfolio of solutions, we can help service providers launch and scale new digital services quickly, provide a great customer experience across any channel, and simplify and monetize B2B2X ecosystems and marketplaces, across industry verticals.

Expanding into big, higher growth industry verticals: Brands in many large, high-growth industry verticals rely on and need the technology products and platforms that CSG provides. We are focused on increasing the amount of revenue we generate from customers outside of the CSP industry. While we've made significant progress over the years, we have an ongoing opportunity to further expand our footprint in these verticals. CSG is helping some of the biggest brands in retail, healthcare, financial services, insurance, and government digitize and modernize their revenue management, customer experience, and payments capabilities.

20250918046 13

Customers

We work with some of the world's leading brands in a wide variety of industry verticals, including leading CSPs like Charter, Comcast, MTN, Airtel Africa, DISH, Mobily, Verizon, AT&T, American Movil, and Telstra. Outside of the CSP space, we work with hundreds of other customers like JP Morgan Chase, Walgreens, Formula 1, and NRC Health, and approximately 131,000 active merchants including some of the largest financial services companies, property management companies, and state and local governments.

Customers that represented 10% or more of our revenue for 2024 and 2023 were as follows (in millions, except percentages):

	2024		2023	
	Amount	% of Revenue	Amount	% of Revenue
Charter	$ 240	20 %	$ 241	21 %
Comcast	225	19 %	215	18 %

See the Significant Customer Relationships section of our Management's Discussion and Analysis ("MD&A") for additional information regarding our business relationships with these key customers.

Professional Services

We employ professional services experts globally who bring both deep domain expertise and a wide range of skills – including solution architecture, project management, systems implementation, system integration, and business consultancy – to every services project. We apply a structured methodology to each of our engagements, leveraging consistent world-class processes, best-practice program management, and systemized templates in the deployment of our solutions.

Sales and Marketing

We organize our sales efforts to customers primarily within our geographically dispersed, dedicated account teams, with senior level account managers who are responsible for winning new customers, expanding our business with existing customers, and renewing existing contracts. In addition, we have partnerships and alliances with leading industry participants. The account teams are supported by sales support personnel who are experienced in the various industry-leading solutions that we provide. And because our customers trust and depend on CSG, we have built a self-sustaining customer ecosystem that provides us with the opportunity to gain a greater share of our customers' IT spend by cross-selling more solutions to them.

In marketing, we have taken a digital-first approach aimed at identifying and accelerating opportunities through the pipeline by establishing CSG as an innovative, results-driven thought leader and proven partner in helping our customers solve their toughest business problems.

Competition

The market for our offerings is competitive and evolving. We compete with both independent providers and in-house developers of revenue management, digital monetization, customer experience, and payments systems. Our current competitors include companies who deliver on-premise bespoke custom offerings (i.e., Amdocs Limited, NEC Netcracker), software solutions (i.e., Salesforce, Adobe, Pegasystems, Twilio), internally developed enterprise applications, network operators (i.e., Ericsson, Huawei), large outsourced transactional communications companies (i.e., Intrado, Genesys), systems integrators (i.e., Accenture, Tech Mahindra) and large payments processors (i.e., FIS, Chase Payment Solutions) and payments specialists (i.e., Stripe, Square) and niche players (i.e., Paymentus, Invoice Cloud).

Proprietary Rights and Licenses

We rely on a combination of trade secret, copyright, trademark, and patent laws in the U.S. and similar laws in other countries, and non-disclosure, confidentiality, and other types of contractual arrangements to establish, maintain, and enforce our intellectual property rights in our solutions. Despite these measures, any of our intellectual property rights could be challenged, invalidated, circumvented, or misappropriated. Although we hold a select number of patents and patent applications on some of our newer solutions, we do not rely upon patents as a primary means of protecting our rights in our intellectual property. In any event, there can be no assurance that our patent applications will be approved, that any issued patents will adequately protect our intellectual property, or that such patents will not be challenged by third parties. Also, much of our business and many of our solutions rely on key technologies developed or licensed by third parties, and we may not be able to obtain or continue to obtain licenses and technologies from these third parties at all or on reasonable terms. Our failure to adequately establish, maintain, and protect our intellectual property rights could have a material adverse impact on our business, financial position, and results of operations.

0002509180461 4

For a description of the risks associated with our intellectual property rights, see "Item 1A - Risk Factors – Failure to Protect Our Intellectual Property Rights or Claims by Others That We Infringe Their Intellectual Property Rights Could Substantially Harm Our Business, Financial Position and Results of Operations," and "Item 1A - Risk Factors – We Rely on A Limited Number of Third-Party Vendor Relationships to Execute Our Business Which Exposes Us to Supply Chain Disruptions, Costs Increases, and Cyberattacks".

Human Capital

We believe that our culture serves as a competitive differentiator in the marketplace and gives CSG a competitive edge. As a result, our success is dependent upon our ability to attract, develop, and retain this smart, talented, and inclusive team. We have introduced a framework that outlines our ethos for how we serve not only our customers and each other, but the greater communities in which we operate.

Our Purpose:

To envision, invent, and shape a better, more future-ready world.

Our Mission:

By channeling the power of all, we make ordinary customer and employee experiences extraordinary.

Our Guiding Principles:

Integrity: Be Authentic, Be Inclusive, Be Trusted Team Players

Inspiration: Be Bold, Be Inventive, Be Agile

Impact: Be Customer Obsessed, Be Game Changers, Be Drivers of Growth

At CSG, we believe in the power of all so much that it is a cornerstone of our mission statement. The power of all means that we draw on the experiences and innovations of the best, most diverse global talent to serve our customers. The power of all means we are mindful of living our guiding principles and creating an inclusive environment where team members around the world can reach their full potential by being valued for their authentic selves. And the power of all means that together, we strive to make a bigger difference in the communities in which we operate by envisioning, inventing, and shaping a better, more future-ready world.

Delivering on our greater purpose and mission at speed and scale while delighting our customers and being mindful of our team members' growth, wellbeing, and happiness requires a people and culture philosophy that accelerates sustainable growth and innovation through three pillars:

- **Leading the Future of Work** by fostering an industry leading employee experience focused on employee choice and flexibility, providing programs and events focusing on wellbeing and mental health of all team members, and inspiring collaborative and connected teams.
- **Winning with Talent** by attracting and retaining the best, most diverse global talent; accelerating time to productivity, integration, and engagement; embedding sustainability and inclusion considerations into our strategy; and ensuring our global team members thrive in an inclusive environment. In addition to our already competitive pay and benefits, we continue to introduce many new benefits and programs that are designed to promote mental and physical wellness.
- **Developing our People** into bold, agile, inventive team members and leaders; innovating talent development and succession planning; and expanding cross-company and cross-unit rotations and promotions is critical to the success of CSG and our employees. We continue to expand our personalized learning platform and internal talent marketplace, which allows employees to browse open roles, see their skills match for roles they might be interested in, and receive curated learning pathways designed to provide them the skills they need to take on more responsibility or move to an entirely different role or department.

We believe that our culture and our team members are a key reason our customers continue to rely on us to help them achieve their business goals and objectives and do business with us for years.

As of December 31, 2024, we employed over 5,800 people, of which approximately 46% were in our locations in Asia-Pacific and Australia, 36% were in our locations in North America, 10% were in our locations in Europe, the Middle East, and Africa, and 8% were in our locations in South and Central America.

As of December 31, 2024, our workforce was approximately 63% male and 37% female. The race/ethnicity of our U.S. workforce was 67% White, 12% Asian, 7% Hispanic or Latino, 6% Black or African American, 1% two or more races, <1% American Indian/Alaskan Native, <1% other, and 6% unknown or undeclared.

We believe our employee relations are good and we work hard to constantly improve in this area.

0002509180461 5

Sustainability and Social Responsibility

We aspire to envision, invent, and create a better, more inclusive, and future ready world by channeling the power of all. To accomplish that, we are focusing on these key areas:

Expanding Our Community Impact: We support Community Based Organizations ("CBOs") that provide underrepresented communities with the opportunity to participate, thrive, and make a lasting impact across the globe. We continue to expand our partnerships with CBOs like WeMakeChange, WeHero, The Arbor Day Foundation, and Earthday.org. In addition, we've continued our commitment to CSG's Global Days of Action, where we give every team member an opportunity (two days of paid leave) to volunteer their time giving back to the community.

Enhancing Our Environmental Stewardship: With employees in over 20 countries and serving customers globally, this is a vital and important focus area. We seek to work with partners that are committed to reducing and recycling waste, investing in green energy, and responsible sourcing to create a more sustainable future. Reducing global emissions is critical, and we have a goal to be carbon neutral for Scope 1 and 2 greenhouse emissions by 2035. With the goal of reducing our environmental impact, we've established a baseline to drive improvement in our environmental performance as part of our ongoing business strategy and operating methods and we recently completed our Double Materiality Assessment.

Enabling Digital Inclusion: We strive to develop technological solutions that promote social progress and make navigating the digital world easier for anyone, anywhere in the world. We also believe that diverse experiences and perspectives help bring out the best ideas, drive innovation, and achieve transformative results to benefit the clients we serve. We are committed to digital inclusivity, doing the right thing for the users of our products, and taking action to improve the accessibility of our digital products and services.

Regulatory Matters

We are subject to numerous international, federal, state, and local laws and regulations. These laws and regulations govern matters that include environmental, employment, and occupational health and safety matters. Additionally, these laws and regulations also require us to obtain and comply with permits, registrations, and other authorizations issued by governmental authorities. These authorities can modify or revoke our permits, registrations, or other authorizations and can enforce compliance through fines and injunctions. We expect to incur ongoing costs to comply with existing and future requirements.

We are also subject to regulation by various U.S. federal regulatory agencies and by the applicable regulatory authorities in countries in which we operate. Additionally, as a U.S. entity operating through subsidiaries in non-U.S. jurisdictions, we are subject to foreign exchange control, transfer pricing, and custom laws that regulate the flow of funds between CSG and its subsidiaries. We are also required to comply with transfer pricing, securities laws, and other statutes and regulations, such as the Foreign Corrupt Practices Act ("FCPA"), and other countries' anti-corruption and anti-bribery laws.

In addition, we are subject to laws relating to information security, privacy, anti-money laundering, counter-terrorist financing, consumer credit, protection, and fraud. An increasing number of government and industry groups worldwide have established data privacy laws and standards for the protection of personal information, including financial information, social security numbers, and health information. We are also subject to labor and employment laws, including regulations established by the U.S. Department of Labor, the countries in which we do business, and other local regulatory agencies, which sets laws governing working conditions, paid leave, workplace safety, wage and hour standards, and hiring and employment practices.

We believe that our operations are in compliance with all applicable laws and regulations in all material respects, and that we hold all necessary permits to operate our business in each jurisdiction in which we operate. Laws and government regulations are subject to change and interpretation. In some cases, compliance with applicable laws and regulations may cause us to make additional capital and operational expenditures. While there are no current regulatory developments that we expect to be material to our results of operations, financial position, or cash flows, there can be no assurances that existing or future environmental laws or other regulations applicable to our operations would not lead to a material adverse impact on our results of operations, financial position, or cash flows.

Available Information

Our annual reports on Form 10-K, quarterly reports on Form 10-Q, current reports on Form 8-K, proxy materials, and amendments to those reports filed or furnished pursuant to Section 13(a) or 15(d) of the Securities Exchange Act of 1934, as amended (the "Exchange Act") are available free of charge on our website at www.csgi.com. Information on our website is not incorporated by reference into this report and should not be considered part of this document. Additionally, these reports are available on the SEC's website at www.sec.gov.

20250918046116

Code of Conduct and Business Ethics

A copy of our Code of Conduct and Business Ethics (the "Code of Conduct") is maintained on our website. Any future amendments to the Code of Conduct, or any future waiver of a provision of our Code of Conduct, will be timely posted to our website upon their occurrence. Information on our website is not incorporated by reference into this report and should not be considered part of this document. Historically, we have had no waivers of a provision of our Code of Conduct.

Item 1A. Risk Factors

We or our representatives from time-to-time may make or may have made certain forward-looking statements, whether orally or in writing, including without limitation, any such statements made or to be made in MD&A contained in our various Securities and Exchange Commission ("SEC") filings or orally in conferences or teleconferences. We wish to ensure that such statements are accompanied by meaningful cautionary statements, so as to ensure, to the fullest extent possible, the protections of the safe harbor established in the Private Securities Litigation Reform Act of 1995.

We operate in rapidly changing and evolving markets throughout the world addressing the complex needs of industry leaders in the telecom, broadband, cable media, retail, healthcare, financial services, insurance, government, and other industries. As a result, new risk factors will likely emerge and currently identified risk factors will likely evolve in their scope. Further, as we enter new market sectors as well as new geographic markets, we could be subject to new regulatory requirements that increase the risk of non-compliance and the potential for economic harm to us and our customers. Accordingly, the risk factors and any forward-looking statements are qualified in their entirety by reference to, and are accompanied by, the following meaningful cautionary statements:

- If any of the following risk factors should occur, it could have a material adverse effect on our business, financial position, results of operations, and/or trading price of our common stock.
- This list of risk factors is not exhaustive, and management cannot predict all of the relevant risk factors, nor can it assess the potential impact, if any, of such risk factors on our business or the extent to which any risk factor, or combination of risk factors, may create.
- There can be no assurances that forward-looking statements will be accurate indicators of future actual results, and it is likely that actual results will differ from results projected in the forward-looking statements, and that such differences may be material.

Risks Related to Our Business

We Derive a Significant Portion of Our Revenue from a Limited Number of Customers, and the Loss of the Business of a Significant Customer Could Have a Material Adverse Effect on Our Financial Position and Results of Operations.

Over the past decade, the global communications industry has experienced significant consolidation, resulting in a large percentage of the market being served by a limited number of CSPs, with greater size and scale, and there are possibilities of further consolidation. A large percentage of our revenue is generated from a limited number of customers in the global communications industry, with our three largest customers being Charter, Comcast, and DISH Network L.L.C. Consistent with this market concentration, we generate approximately 40% of our revenue from our two largest customers, Charter and Comcast, which each accounted for over 10% or more of our total revenue. See the Significant Customer Relationships section of MD&A for a brief summary of our business relationship with these customers.

There are inherent risks whenever a large percentage of total revenue is concentrated with a limited number of customers. Such risks include, but are not limited to, a significant customer: (i) undergoing a formalized process to evaluate alternative providers for solutions and services we provide; (ii) terminating or failing to renew their contracts with us, in whole or in part, for any reason; (iii) significantly reducing the number of customer accounts processed on our solutions, the price paid for our solutions and services, or the scope of solutions and services that we provide; or (iv) experiencing financial or operating difficulties. Any such development could have a material adverse effect on our financial position and results of operations and/or the trading price of our common stock.

Our industry is highly competitive, and as a result, it is possible that a competitor could increase its footprint and share of customers serviced at our expense, or a customer could develop their own internal solutions. While our customers may incur costs in switching to our competitors or developing their own solutions, they may do so for a variety of reasons, including: (i) price; (ii) dissatisfaction with our solutions or service levels, including our ability to adequately protect their data; or (iii) dissatisfaction with our relationship.

20250918046617

A Reduction in Demand for Our Revenue Management Platforms Could Have a Material Adverse Effect on Our Financial Position and Results of Operations.

Historically, a substantial percentage of our total revenue has been generated from our SaaS platforms and related solutions. Our platforms and solutions are expected to continue to provide a large percentage of our total revenue in the foreseeable future. Any significant reduction in demand for these products could have a material adverse effect on our business.

The Delivery of Our Solutions is Dependent on a Variety of Computing and Processing Environments and Communications Networks, Including our Customer's Systems and Networks, Which May Not Be Available or May Be Subject to Security Attacks.

Our solutions are generally delivered through a variety of sources including public and hybrid cloud, third-party data center and other service providers, and internally operated computing and processing environments (collectively referred to hereafter in this section as "Systems"). We and/or end users are connected to the Systems through a variety of public and private communications networks, which we will collectively refer to herein as "Networks". Our solutions are generally considered to be mission critical customer management systems by our customers. As a result, our customers are highly dependent on the consistent availability and uncompromised security of the Networks and Systems to conduct their business operations.

Networks and Systems are subject to the risk of an extended interruption, outage, or security breach due to many factors such as: (i) changes to the Systems and Networks for such things as scheduled maintenance and technology upgrades, or conversions to other technologies, service providers, or physical location of hardware; (ii) failures or lack of continuity of services from public cloud or third-party data center and other service providers; (iii) defects and/or critical security vulnerabilities in software program(s); (iv) human and machine error; (v) acts of war and/or nature; (vi) intentional, unauthorized attacks from computer "hackers", or cyber-attacks; and (vii) using the Systems to perpetrate identity theft through unauthorized authentication to our customers' customers' accounts.

Most recently, the global marketplace is experiencing an ever-increasing exposure to both the number and severity of cyber-attacks. In particular, ransomware attacks are increasingly prevalent and can lead to significant reputational harm, loss of data, operational disruption, and significant monetary loss. Organized criminals, nation state threat actors, and motivated hacktivists have the possibility of impacting our Systems, Networks, data, and business operations, as well as our customers' systems, networks, data, and business operations. Neither we, nor our customers, may be able or willing to respond to any such attacks due to policy, laws, regulations, or other reasons. In addition, we continue to expand our use of third-party Systems and Networks with our solution offerings thereby permitting, for example, our customers' customers to access our cloud solutions to review account balances, order services, or execute similar account management functions. Increased access to Networks and Systems has the potential to increase their vulnerability to unauthorized access and corruption, as well as increasing the dependency of the Systems' reliability on the availability and performance of our cloud solutions and end users' infrastructure they obtain through other third-party providers.

The method, manner, cause, and timing of an extended interruption, outage, or security breach in third-party and/or the Networks or Systems are impossible to predict. As a result, there can be no assurances that these Networks and Systems will not fail or suffer a security breach or that the third-party and/or our business continuity or remediation plans will adequately mitigate the negative effects of a disruption or security breach to the Networks or Systems. Further, our property, technology errors and omissions, contractual relationship with third-party providers, and business interruption insurance may not adequately compensate us for losses that we incur as a result of such interruptions or security breaches. Should the Networks or Systems: (i) experience an extended interruption or outage; (ii) have their security breached; (iii) have their data lost, corrupted or otherwise compromised; and/or (iv) fail to meet contractual requirements related to our cybersecurity program, it would impede our ability to meet our delivery obligations, and likely have an immediate impact to the business operations of our customers. In addition, this would most likely result in damaging our reputation as well as our long-term ability to attract and retain new customers. The loss of confidential information could result in losing the customers' confidence, as well as claims for contractual breach, and imposition of penalties, fines, and/or damages. These risks will increase as our business continues to expand to include new solutions, technologies, verticals, and markets. Additionally, any of the events described above could cause our customers to make claims against us for damages allegedly resulting from a security breach or service disruption. These risks, individually or collectively, could result in an adverse material impact to our business.

20250918046618

We May Not Be Able to Efficiently and Effectively Implement New Solutions or Migrate Customers and Merchants onto Our Solutions.

Our continued growth plans include the implementation of new solutions, as well as migrating both new and existing customers and merchants to our solutions. Such implementations or migrations (collectively referred to hereafter in this section as "implementations"), regardless of whether they involve new solutions or new customers, have become increasingly more difficult because of the sophistication, complexity, interdependencies of the various software and network environments, and the impact to our customers' and merchants' underlying business processes. In addition, the complexity of the implementations increases when the arrangement includes other vendors participating in the project, including but not limited to, prime and subcontractor relationships with our company. For these reasons, implementations subject our customers and merchants to potential business disruption, which could cause them to delay or even cancel future implementations.

As a result, there is a risk that we may experience cancellations, delays, changes in scope, or unexpected costs associated with implementations. In addition, our inability to complete implementations in an efficient and effective manner could damage our reputation in the global marketplace, adversely impacting our financial results and/or reducing our opportunity to grow our organic business with both new and existing customers and merchants.

We May Not Be Able to Respond to Rapid Technological Changes.

The market for our solutions is characterized by rapid changes in technology and is highly competitive with respect to the need for timely innovations and new product and technology introductions. As a result, we believe that our future success in sustaining and growing our revenue depends upon: (i) our ability to continuously expand, adapt, modify, maintain, and operate our solutions to address the increasingly complex and evolving needs of our customers without sacrificing the reliability or quality of the solutions; (ii) the integration of acquired technologies and their widely distributed, complex worldwide operations; and (iii) creating and maintaining an integrated suite of products and technologies which are portable to new verticals. In addition, the market is demanding that our solutions have greater architectural flexibility and interoperability, and that we are able to meet the demands for technological advancements to our solutions at a greater pace. Our attempts to meet these demands subject our R&D efforts to greater risks. As a result, substantial and effective R&D and solution investment will be required to maintain the competitiveness of our solutions in the market. Technical problems may arise in developing, maintaining, integrating, and operating our solutions as the complexities continue to increase. Development projects can be lengthy and costly, and may be subject to changing requirements, programming difficulties, a shortage of qualified personnel, and/or unforeseen factors which can result in delays. In addition, we may be responsible for the implementation of new solutions and/or the conversion of customers to new solutions, and depending upon the specific solution, we may also be responsible for operations of the solution.

There is an inherent risk in the successful development, implementation, migration, integration, and operation of our solutions as the technological complexities, and the pace at which we must deliver these solutions to market, continue to increase. The risk of making an error that causes significant operational disruption to a customer, or results in incorrect processing of customer or vendor data that we perform on behalf of our customers, increases proportionately with the frequency and complexity of changes to our solutions and new delivery models. There can be no assurance: (i) of continued market acceptance of our solutions; (ii) that we will be successful in the development of enhancements or new solutions that respond to technological advances or changing customer needs at the pace the market demands; or (iii) that we will be successful in supporting the implementation, conversion, integration, and/or operations of enhancements or new solutions.

We Use Artificial Intelligence in Our Business and Solutions and May Have Challenges with Properly Managing its Use Resulting in Operational, Financial, and Other Adverse Consequences to Our Business.

We have been and expect to continue to use artificial intelligence ("AI") in our solutions and other third-party products that support our business. This technology continues to evolve and presents a number of risks inherent in its use, including risks related to cybersecurity, data privacy, ethics, and intellectual property ownership. Additionally, AI algorithms are based on machine learning and predictive analytics, which can create accuracy issues and unintended biases. Further, our competitors or other third parties may incorporate AI into their business and solutions more rapidly or more successfully than us, which could hinder our ability to compete effectively. The technologies underlying AI and their use cases are rapidly developing, and it is not possible to predict all of the legal, operational, or technological risks related to the use of AI. Implementing the use of AI successfully, ethically, and as intended, will require significant resources, including having the technical competency and expertise required to develop, test, and continuously monitor our solutions. In addition, we expect that there will continue to be new laws or regulations implemented concerning the use of AI. It is possible that certain governments may seek to regulate, limit, or block the use of AI in our solutions or otherwise impose other restrictions that may hinder the usability or effectiveness of our solutions. Any failure to successfully or ethically implement the use of AI into our operations or our products could result in an adverse material impact to our business or to a third party and could cause reputational harm to our business.

20250918046619

We May Incur Material Restructuring or Reorganization Charges in the Future.

In the past, we have recorded restructuring and reorganization charges related to involuntary employee terminations, various facility abandonments, and various other restructuring and reorganization activities. We continually evaluate ways to reduce our operating expenses through restructuring plans, including more effective utilization of our assets, workforce, and operating facilities. As a result, there is a risk, which is increased during economic downturns and with expanded global operations, that we may incur material restructuring or reorganization charges in the future.

We Rely on A Limited Number of Third-Party Vendor Relationships to Execute Our Business Which Exposes Us to Supply Chain Disruptions, Cost Increases, and Cyberattacks.

We rely on third-party providers for software, distributed computing infrastructure environments (or commonly referred to as "cloud" computing services), processing, and other suppliers to deliver our solutions to our customers. Our ability to deliver according to our contractual commitments and market demands depends significantly on being able to obtain the necessary licenses, components, computing capacity, and other vital services and supplies as needed and on competitive terms. Our growth and ability to meet customer demands depend in part on our ability to obtain timely deliveries from our suppliers and partners. In addition, if a third party were to experience a material breach of their information technology systems which results in the unauthorized access, theft, use, destruction, or unauthorized disclosures of customers' or employees' data or confidential information of the Company stored in such systems, including through cyberattacks or other external or internal methods, it could result in a material loss of revenue from the potential adverse impact to our reputation, our ability to retain or attract new customers, potential disruption or loss of services from the vendor and disruption to our business. Such a breach could also result in contractual claims, and it could lead to our being named as a party in litigation brought by or on behalf of impacted individuals. Although we strive to avoid single-source supplier solutions, this is not always possible. Failure by any of our third-party vendors could interrupt our operations and the delivery of our solutions, and/or substantially increase our costs. Additionally, if these third-party vendors decide to significantly increase our costs, due to inflationary pressures or otherwise, it could have an adverse financial impact to our business as we may have limited third-party options and the ability to shift to a competing solution, or redesign our solutions would take considerable time, effort, and money.

Our Global Operations Subject Us to Additional Risks.

We currently conduct a portion of our business outside the U.S. We are subject to certain risks associated with operating globally including the following items:

- Our solutions may not meet local or legal requirements;
- Fluctuations and unexpected changes in foreign currency exchange rates that may be due to inflation, interest rate spreads, and geopolitical events;
- Staffing and managing of our global operations at a reasonable cost;
- Longer sales cycles for new contracts;
- Longer collection cycles for customer billings or accounts receivable, as well as heightened customer collection risks, especially in countries with high inflation rates and/or restrictions on the movement of cash or certain currencies out of the country;
- Trade barriers;
- Governmental and economic sanctions;
- Complying with varied legal and regulatory requirements across jurisdictions;
- Growing requirements related to human rights and occupational safety and health;
- Reduced protection for intellectual property rights in some countries;
- Inability to recover value added taxes and/or goods and services taxes in foreign jurisdictions;
- Political and financial instability and threats of terrorism and/or war;
- A potential adverse impact to our overall effective income tax rate resulting from, among other things:
  - Operations in foreign countries with higher tax rates than the U.S.;
  - The inability to utilize certain foreign tax credits; and
  - The inability to utilize some or all losses generated in one or more foreign countries.

One or any combination of these or other risks could have an adverse impact on our operations and business.

20250918046220

Failure to Deal Effectively with Fraud, Fictitious Transactions, Bad Transactions, and Negative Experiences Could Increase Our Loss Rate and Harm Our Payments Business, and Could Severely Diminish Merchant and Consumer Confidence in and Use of Our Services.

In the event that merchants do not fulfill their obligations to consumers, or a consumer disputes a transaction for various reasons, we may incur losses as a result of chargebacks and/or claims from consumers. We would seek to recover such losses from the merchant; however, we may not be able to recover the amounts in full if the merchant is unwilling or unable to pay or the deposit does not cover the losses, but we are still required to meet obligations with our banks and card brands we serve. While we have established financial reserves based on assumptions and estimates that we believe are reasonable to cover such eventualities, these reserves for individual merchants may be insufficient. We may also incur losses from claims that the consumer did not authorize the purchase, from consumer fraud, from erroneous transactions, and as a result of consumers who have closed bank accounts or have insufficient funds in their bank accounts to satisfy payments. In addition, if losses incurred by us related to payment card transactions become excessive, we could lose the ability to process credit card transactions, which would significantly impact our payments business. We have taken measures to detect and reduce the risk of fraud, including underwriting and risk management procedures and processes. These measures need to be continually updated to address emerging means of perpetrating fraud or to accommodate new solution offerings, but the increase in costs could adversely impact our business.

Our Use of Open Source Software May Subject Us to Certain Intellectual Property-Related Claims or Require Us to Re-Engineer Our Software, Which Could Harm Our Business.

We use open source software in connection with our solutions, processes, and technology. Companies that use or incorporate open source software into their solutions have, from time to time, faced claims challenging their use, ownership and/or licensing rights associated with that open source software. As a result, we could be subject to suits by parties claiming certain rights to what we believe to be open source software. Some open source software licenses require users who distribute open source software as part of their software to publicly disclose all or part of the source code in their software and make any derivative works of the open source code available on unfavorable terms or at no cost. In addition to risks related to license requirements, use of open source software can lead to greater risks than use of third-party commercial software, as open source licensors generally do not provide warranties, support, or controls with respect to origin of the software. Use of open source software also complicates compliance with export-related laws. While we take measures to protect our use of open source software in our solutions, and comply with applicable laws, open source license terms may be ambiguous, and many of the risks associated with usage of open source software cannot be eliminated. If we were found to have inappropriately used open source software, we may be required to release our proprietary source code, re-engineer our software, discontinue the sale of certain solutions in the event re-engineering cannot be accomplished on a timely basis, or take other remedial action that may divert resources away from our development efforts.

Failure to Protect Our Intellectual Property Rights or Claims by Others That We Infringe Their Intellectual Property Rights Could Substantially Harm Our Business, Financial Position and Results of Operations.

We rely on a combination of trade secret, copyright, trademark, and patent laws in the U.S. and similar laws in other countries, and non-disclosure, confidentiality, and other types of contractual arrangements to establish, maintain, and enforce our intellectual property rights in our solutions. Despite these protective measures, any of our intellectual property rights could be challenged, invalidated, circumvented, or misappropriated. Further, our contractual arrangements may not effectively prevent disclosure of our confidential information or provide an adequate remedy in the event of unauthorized disclosure of our confidential information. Others may independently discover trade secrets and proprietary information, which may complicate our assertion of trade secret rights against such parties. Costly and time-consuming litigation could be necessary to enforce and determine the scope of our proprietary rights, and failure to obtain or maintain trade secret protection could adversely affect our competitive business position. In addition, the laws of certain countries do not protect proprietary rights to the same extent as the laws of the U.S. Therefore, in certain jurisdictions, we may be unable to protect our proprietary technology adequately against unauthorized third party copying or use, which could adversely affect our competitive position.

Although we hold a limited number of patents and patent applications on some of our solutions, we do not rely upon patents as a primary means of protecting our rights in our intellectual property. In any event, there can be no assurance that our patent applications will be approved, any issued patents will adequately protect our intellectual property, or such patents will not be challenged by third parties. Also, much of our business and many of our solutions rely on key technologies developed or licensed by third parties, and we may not be able to obtain or continue to obtain licenses and technologies from these third parties at all or on reasonable terms.

Finally, third parties may claim that we, our customers, licensees, or other parties indemnified by us, are infringing upon their intellectual property rights. Even if we believe that such claims are without merit, they can be time consuming and costly to defend and can divert management and technical staff attention and resources. Claims of intellectual property infringement also might require us to redesign affected solutions, enter into costly settlement or license agreements or pay material damage awards, or face a temporary or permanent injunction prohibiting us from marketing or selling certain of our solutions. Even if we have an agreement to indemnify us against such costs, the indemnifying party may be unable to uphold its contractual obligations. If we cannot or do not license the infringed technology on reasonable pricing terms or at all, or substitute similar technology from another source, our business could be adversely impacted. Our failure to adequately establish, maintain, and protect our intellectual property rights could have a material adverse effect on our business.

20250918046211

We May Not Be Successful in the Integration or Achievement of Financial Targets of Our Acquisitions.

As part of our growth strategy, we seek to acquire assets, technology, access to new markets, human capital talent, and businesses which will provide the technology and personnel to expedite our solutions and services development efforts, provide complementary solutions, or provide access to new markets and customers.

Acquisitions involve a number of risks and potential disruptions, including: (i) expansion into new markets and business ventures; (ii) the requirement to understand local business practices; (iii) the diversion of management's attention to the integration of acquired operations and personnel; (iv) being bound by acquired customer or vendor contracts with unfavorable terms; and (v) potential adverse effects on a company's operating results for various reasons, including, but not limited to, the following items: (a) the inability to achieve financial targets; (b) the inability to achieve certain integration expectations, operating goals, and synergies; (c) costs incurred to exit current or acquired contracts or restructuring activities; (d) costs incurred to service acquisition debt, if any; and (e) the amortization or impairment of acquired intangible assets.

Due to the multiple risks and potential disruptions associated with any acquisition, there can be no assurance that we will be successful in achieving our expected strategic, operating, and financial goals for any such acquisition(s).

Our Alliances with Strategic Partners Could Put Our Business at Risk if the Partner Does Not Perform as Expected.

We rely on long-term strategic partnerships and alliances with leading industry participants to develop new technologies, deliver large customer implementations and products, and execute strategic growth. If our strategic partners encounter financial or other business difficulties, if their strategic objectives change, or if they no longer perceive us to be an attractive alliance partner, they may no longer desire or be able to participate in our partnerships and alliances. Our business could be hurt if we are unable to continue one or more of our alliances. We participate in large projects where various other companies provide services and products that are integrated into systems to meet customer requirements. If any of the services or products that any other company provides have any defects or problems causing the integrated systems to malfunction or otherwise fail to meet customer requirements, our reputation and business could be harmed.

Risks Related to Our Industry

Our Business is Highly Dependent on the Global Communications Industry.

Since a large percentage of our revenue is generated from customers that operate within the global communications industry, we are highly dependent on the health and the business trends occurring within this industry (in particular for our North American cable and satellite customers). Key factors within this industry that could potentially impact our customers' businesses, and thus, our business, are as follows:

- *Key Market Conditions:* The global communications industry has undergone significant fluctuations in growth rates and capital investment cycles in the past decade.

  In addition, changes in demand or customer preferences for traditional services for CSPs are causing them to seek new revenue sources, while also managing their cost structure and quality of service delivery during their business transformation. The result is that many CSPs are delaying investment decisions on legacy systems, directing investment towards internal development and engineering efforts and making investments in new solutions to drive their business forward into new areas. However, cost pressures and/or our ability to develop solutions to meet their future needs may begin to cause a decline in new revenue opportunities and adversely impact our business.

- *Market Consolidation:* The pace of consolidation within the industry continues to accelerate as CSPs look to increase the scale of their operations and footprint within the entire digital communications ecosystem. Potential byproducts of this consolidation that could impact us are as follows: (i) there could be fewer providers in the market, each with potentially greater bargaining power and economic leverage due to their larger size, which may result in our having to lower our prices to remain competitive, retain our market share, or comply with the surviving customer's current more favorable contract terms; and (ii) the controlling entity in a consolidation that is not our current customer, may acquire one of our existing customers and choose to consolidate both entities onto the controlling entity's customer management platform, thus reducing and possibly eliminating our business with our existing customer.

  Also, as consolidated entities execute on their revenue and operational synergies, there is generally a slowdown in decision-making on discretionary spending and/or on new business initiatives which could adversely impact our quarterly and annual financial results.

20250918046222

- *Competition*: Our customers operate in a highly competitive environment. Our competitors include companies who deliver on-premise bespoke custom offerings (i.e., Amdocs Limited, NEC Netcracker), software solutions (i.e., Salesforce, Adobe, Pegasystems, Twilio), internally developed enterprise applications, network operators (i.e., Ericsson, Huawei), large outsourced transactional communications companies (i.e., Intrado, Genesys), systems integrators (i.e., Accenture, Tech Mahindra) and large payments processors (i.e., FIS, Chase Payments Solutions) and payments specialists (i.e., Stripe, Square) and niche players (i.e., Paymentus, Invoice Cloud). Should these competitors be successful in their strategies, it could threaten our customers' market share, pricing power, and level of services delivered. These threats could negatively impact our customers' revenue, putting pressure on our source of revenue, as generally speaking, these companies do not use our core solutions and there can be no assurance that new entrants will become our customers. In addition, demand for spectrum, network bandwidth and content continue to increase and any changes in the regulatory environment could have a significant impact to not only our customers' businesses, but in our ability to help our customers be successful.

The above industry factors are impacting our customers' businesses, and thus could cause delays, cancellations/loss of business, and/or downward pricing pressure on our sales and services. This could cause us to either fall short of revenue expectations or have a cost model that is misaligned with revenue.

We Face Significant Competition in Our Industry.

The market for our solutions is highly competitive. We directly compete with both independent providers and in-house solutions developed by existing and potential customers. In addition, some independent providers are entering into strategic alliances with other independent providers, resulting in either new competitors, or competitors with greater resources. Many of our current and potential competitors have significantly greater financial, marketing, technical, and other competitive resources than our Company, many with significant and well-established domestic and international operations. There can be no assurance that we will be able to compete successfully with our existing competitors or with new competitors.

Risks Related to Laws and Regulations

The Occurrence or Perception of a Security Breach or Disclosure of Confidential Personally Identifiable Information Could Harm Our Business.

In providing solutions to our customers, we transmit, use, store and otherwise process, confidential and personally identifiable information ("PII") including health, financial, and other personal information. Our treatment of such information is subject to contractual restrictions and federal, state, and foreign data privacy laws and regulations, which continue to evolve resulting in greater scrutiny and regulation over the protection of PII.

In response to these evolving restrictions and regulations (which include, without limitation, the Health Insurance Portability and Accountability Act ("HIPAA"), the Health Information Technology for Economic and Clinical Health Act ("HITECH"), the California Consumer Privacy Act ("CCPA"), the Gramm-Leach-Bliley Act ("GLBA"), and other U.S. federal and state privacy laws and regulations, the European Union's General Data Protection Regulation ("EU GDPR"), the United Kingdom's GDPR ("UK GDPR"), the South Africa Protection of Personal Information Act ("POPIA"), the Brazilian General Data Protection Law ("LGPD"), the Colombian General Data Protection Law ("GDPL") and other global privacy laws and regulations), we have implemented and maintain administrative, technical, and physical security measures and it is our standard practice to contractually require our service providers to whom we disclose data (including PII) to implement and maintain reasonable privacy, data protection, and information security measures, in each case to protect against loss, theft, misuse, or unauthorized access to or disclosure of such information, and otherwise comply with these laws and regulations. These measures include standard industry practices (e.g., payment card industry ("PCI") requirements, ISO/IEC 27001), periodic security reviews of our systems by independent parties, secure development practices, network firewalls, policy directives, procedural controls, training of our personnel, intrusion detection systems, and antivirus applications. However, due to the inherent risks and complexities of defending against cybercrime and other information security incidents, these measures may fail to adequately protect this information. Any failure on our part to protect the security and privacy of PII and other confidential information, or otherwise comply with data privacy laws and regulations, may subject us to contractual liability and damages, loss of business, damages from individual claimants (including class action litigation), substantial fines/penalties, criminal prosecution, and unfavorable publicity.

Even the mere perception of a security breach or inadvertent disclosure of PII could damage our reputation and inhibit market acceptance of our solutions. In addition, third-party vendors that we engage to perform services for us may unintentionally release PII or otherwise fail to comply with applicable laws and regulations. Under our terms of service and our contracts with customers, if there is a breach of PII that we process, we could be liable to the customer for their losses and related expenses. As new laws and regulations emerge and evolve and as our business continues to expand to include new products and technologies, these risks will likely continue to increase, and our compliance costs are likely to increase as well. Bad actors, individual and State sponsored, will increasingly attempt to compromise our security controls or gain unauthorized access to our, and our customers', sensitive information and PII. Further, because a significant number of our employees work remotely, these security risks may increase. We have implemented heightened monitoring of our Networks and Systems, but cannot guarantee that our efforts, or those of third parties on whom we rely on or with whom we partner, will be successful in preventing any such information security incidents or attacks.

20250918004623

We May Be Subject to Enforcement Actions or Financial Penalties with Payments Regulation in the U.S.

Many states in which we operate have laws that govern payments activities and have implemented various definitions and licensing requirements for entities deemed to be money transmitters. These licenses require us to maintain certain financial metrics, file periodic reports, and subject us to inspections by state regulatory agencies.

There are substantial costs and potential solution changes involved in maintaining such licenses, and we could be subject to fines or other enforcement action if we are found to have violated applicable federal, state, and local laws and regulations, including those related to licensing and supervision, anti-money laundering, the Bank Secrecy Act, financial privacy, and cybersecurity and data security. These factors could impose substantial additional costs and involve considerable delay to the development or provision of our solutions or services, or could require significant and costly operational changes or prevent us from providing our solutions or services in a given market. In addition, as we continue to provide new services, these limitations may adversely affect our ability to grow our business. Further, laws governing payments activities may evolve and changes in such laws could affect our ability to provide our solutions or services in the same form and on the same terms as we have historically, or at all.

We may also be subject to card association and network rules and requirements, and violations of such rules and requirements could result in fines or the inability to use third-party networks to conduct our business.

We Are Subject to Various Anti-Money Laundering and Counter-Terrorist Financing Laws and Regulations.

We are subject to various anti-money laundering ("AML") and counter-terrorist financing laws and regulations that prohibit, among other things, our involvement in processing the proceeds associated with criminal activities. We maintain AML Compliance Policies and Procedures applicable to our payments processing business which policies are intended to comply with any applicable U.S. federal and foreign requirements. The laws or their application, our interpretation of the laws, and/or our services may change such that we could be subject to additional regulation and incur additional costs of compliance. We may not be able to meet additional regulatory requirements or the cost of adhering to such requirements could be substantial or could severely impact our ability to continue to maintain and/or grow our payments processing business or retain merchants or partners. The regulations of other countries and/or increased compliance costs associated with such regulations could prevent us from entering new markets for our services.

Our Global Operations Require Us to Comply with Applicable U.S. and International Laws and Regulations.

Doing business on a global basis requires our Company and our subsidiaries to comply with the laws and the regulations of the U.S. government and various international jurisdictions. In addition, the number of countries enacting anti-corruption laws and related enforcement activities is increasing. These regulations place restrictions on our operations, trade practices and trade partners, as such we may face increasing compliance and legal costs in operating our trade compliance program. In particular, our global operations are subject to U.S. and foreign anti-corruption laws and regulations such as the Foreign Corrupt Practices Act ("FCPA"), the U.K. Anti-Bribery Act and economic sanction programs administered by the Office of Foreign Assets Control ("OFAC").

The FCPA prohibits us from providing anything of value to foreign officials for the purposes of influencing official decisions or obtaining or retaining business. In addition, the FCPA imposes accounting standards and requirements on publicly traded U.S. corporations and their foreign affiliates, which are intended to prevent the diversion of corporate funds to the payment of bribes and other improper payments, and to prevent the establishment of "off books" slush funds from which such improper payment can be made. As part of our business, we regularly deal with state-owned business enterprises, the employees of which are considered foreign officials for purposes of the FCPA. In addition, some of the international locations in which we operate lack a developed legal system and have higher than normal levels of corruption. We require compliance from our personnel and third-party sales representatives with the requirements of the FCPA and other anti-corruption laws, including, but not limited to their reporting requirements. We have also developed and will continue to develop and implement systems for formalizing contracting processes, performing due diligence on agents and partners while improving our recordkeeping and auditing practices regarding these regulations. However, there is no guarantee that our employees, third-party sales representatives, or other partners have not or will not engage in conduct undetected by our processes and for which we might be held responsible under the FCPA or other anti-corruption laws.

Economic sanctions programs restrict our business dealings with certain countries and individuals. As a global provider, we are exposed to a heightened risk of violating OFAC regulations. Violations of these laws and regulations are punishable by civil penalties, including fines, injunctions, asset seizures, debarment from government contracts and revocations or restrictions of licenses, as well as criminal fines and imprisonment. While we actively screen and monitor the global companies and individuals that we do business with, utilizing a risk-based approach, there is no guarantee that we have not or will not, through the lack of accurate information, changing customer business structures, process failure, oversight, or error, have violations occur.

2025091804624

General Risks

Our Business Is Exposed to Global Market and Economic Conditions.

Our business is exposed to global market and economic conditions. Downturns in these conditions may result in rising inflation rates and interest rates, slower or deferred customer buying decisions, and pricing pressures that may adversely affect our ability to generate profitable revenue and sustain revenue growth. Macroeconomic conditions, including geopolitical events, or other global or regional events such as pandemics, and foreign exchange rate fluctuations, can impact our customers' businesses and their willingness to make investments in technology, which in turn may delay or reduce the purchases of our solutions, as well as their ability to pay amounts due. Additionally, market disruptions may limit our ability to access financing or increase our cost of financing to meet liquidity needs. The combination of these factors could negatively impact our business, operating results, and financial condition as we could experience a reduction in demand for our solutions and increased pressure on our profit margins.

Failure to Attract and Retain Our Key Management and Other Highly Skilled Personnel Could Have a Material Adverse Effect on Our Business.

Our future success depends in large part on the continued service of our key management, sales, product development, professional services, and operational personnel. We believe that our future success also depends on our ability to attract and retain a diverse, highly skilled technical, managerial, operational, and sales and marketing personnel, including, in particular, personnel in the areas of R&D, professional services, and technical support. Competition for qualified personnel at times can be intense, particularly in the areas of R&D, conversions, software implementations, and technical support, which could lead to increased costs to attract and/or retain personnel. This risk is heightened with a widely dispersed customer base and employee populations, and potential inflationary pressures on wages. For these reasons, we may not be successful in attracting and retaining the personnel we require, which could have a material adverse effect on our ability to meet our commitments and new solution delivery objectives.

Variability of Our Quarterly Revenue and Our Failure to Meet Revenue and Earnings Expectations Would Negatively Affect the Market Price of Our Common Stock.

From time to time, we may experience variability in quarterly revenue and operating results. Common causes of failure to meet revenue and operating profit expectations include, among others:

- Inability to close and/or recognize revenue on certain transactions in the period originally anticipated;
- Inability to accurately forecast payments transaction volumes and related transaction costs;
- Delays in renewal of multiple or individually significant agreements;
- Inability to renew existing customer or vendor arrangements at anticipated rates;
- Delays in timing of implementation or changes in scope of significant projects or arrangements;
- Inability to meet customer expectations materially within our cost estimates;
- Changes in spending and investment levels;
- Inflationary pressures;
- Significant increase in our cost of borrowing;
- Foreign currency fluctuations; and
- Economic and political conditions.

Should we fail to meet our revenue and earnings expectations of the investment community, by even a relatively small amount, it could have a disproportionately negative impact upon the market price of our common stock.

Changes in Tax Laws and Regulations Could Adversely Affect Our Results of Operations and Financial Position.

Our operations are subject to tax by federal, state, local, and international taxing jurisdictions. Tax laws are subject to change as new laws are passed and new interpretations of the law are issued or applied. Such changes may be effective on a prospective or retrospective basis and may have a significant impact on our effective tax rate and/or the amount of taxes we pay. In addition, tax laws and regulations are extremely complex and subject to varying interpretations and examination. There can be no assurance that our tax positions will not be challenged by relevant tax authorities or that we would be successful in any such challenge.

0002509180462 5

Our Business May Be Disrupted and Our Results of Operations and Cash Flows May be Adversely Affected by a Global Pandemic.

The significance of the impact of a global pandemic on our operations depends on numerous evolving factors that we may not be able to accurately predict or effectively respond to, including, among others:

- the effect on global economic activity and the resulting impact on our customers' businesses, their credit and liquidity, and their demand for our solutions and services, as well as their ability to pay;
- our ability to deliver and implement our solutions in a timely manner, including as a result of supply chain disruptions and related cost increases; and
- actions taken by U.S., foreign, state, and local governments, suppliers, and individuals in response to the outbreak.

While we have significant sources of cash and liquidity and access to a committed credit line, a prolonged period of generating lower cash from operations could adversely affect our financial condition and the achievement of our strategic objectives.

We are Subject to a Series of Risks Associated with Our Environmental, Social, and Governance Initiatives and Sustainability Commitments.

As part of the growing interest in environmental, social, and governance ("ESG") matters, we face increased scrutiny and changing expectations from a variety of stakeholders related to our ESG practices. Additionally, we anticipate that we will become subject to changes in regulation and disclosure requirements related to ESG matters, including environmental and social topics. Although we have engaged in certain ESG-related voluntary disclosures on goals and commitments, there can be no assurances that stakeholders will be satisfied with our efforts. Additionally, our ability to achieve these goals and commitments is subject to numerous risks and uncertainties, many of which are outside of our control. If we fail to meet any of our goals and commitments, or if there are unfavorable stakeholder perceptions of our ESG efforts, we may be subject to various adverse impacts to our business, reputational harm, or legal liability. There are also changing expectations for ESG-related disclosures that may be required by regulators. Any changes in laws, regulations, or customer requirements could result in significant revisions to our current goals and commitments, reported progress, or ability to achieve such goals and commitments in the future. Furthermore, the application of these laws and regulations to our business is often unclear and may at times conflict. Compliance with the applicable regulatory requirements may be onerous, time-consuming, and expensive, especially when these requirements vary from jurisdiction to jurisdiction or where the jurisdictional reach of certain requirements is not clearly defined. Non-compliance with the applicable laws or regulations could result in fines, damages, business restrictions, and damage to our reputation.

Substantial Impairment of Goodwill and Long-lived Assets in the Future May Be Possible.

As a result of various acquisitions and the growth of our Company over the last several years, as of December 31, 2024, we have approximately $201 million of long-lived assets other than goodwill (principally, property and equipment, operating lease right-of-use assets, software, acquired customer contracts, and customer contract costs) and approximately $316 million of goodwill. Long-lived assets are required to be evaluated for possible impairment whenever events or changes in circumstances indicate that the carrying amount of these assets may not be recoverable and goodwill is tested for impairment at least annually, and more frequently if there are signs of impairment. We utilize our market capitalization, third party valuation and/or cash flow models as the primary basis to estimate the fair value amounts used in our impairment valuations. If an impairment was to be recorded in the future, it could materially impact our results of operations in the period such impairment is recognized, but such an impairment charge would be a non-cash expense, and therefore would have no impact on our current or future cash flows.

Item 1B. Unresolved Staff Comments

None.

0002091804626

Item 1C. Cybersecurity

We are committed to protecting our information assets and systems from cybersecurity threats and ensuring compliance with applicable laws and regulations. Despite our commitment to protecting our systems, data and assets, we know that networks and systems are subject to the risk of an extended interruption, outage, or security incident due to many factors including, without limitation: (i) changes to our systems and networks for such things as scheduled maintenance and technology upgrades, or conversions to other technologies, service providers, or physical location of hardware; (ii) failures or lack of continuity of services from public cloud or third-party data center and other service providers; (iii) defects and/or critical security vulnerabilities in software programs; (iv) human and machine error; (v) acts of war and/or nature; (vi) intentional, unauthorized attacks from computer "hackers" or other cybersecurity attacks; and (vii) using the systems to perpetrate identity theft through unauthorized authentication to our customers' customers' accounts. In the following sections we describe how we identify, assess, and manage material risks related to cybersecurity, and how our Board of Directors (the "Board") oversees our cybersecurity program.

We believe we have implemented a cybersecurity program that is aligned with the ISO 27001 framework, SEC regulations, and industry best practices. It is our goal to identify and manage material risks related to cybersecurity and implement effective controls and measures to mitigate such risks. The Board endeavors to provide effective oversight and governance of our cybersecurity program and ensure that our cybersecurity program supports our strategic objectives and risk appetite.

Although we take reasonable and effective measures to ensure the protection of any data that is stored, processed, or transmitted through our systems, we know that attackers have the means, motives, and opportunities to attack. As of the date of this filing we are not aware of any material risks from cybersecurity threats that have materially affected or are reasonably likely to materially affect the Company, including our business strategy, results of operations, or financial condition. In addition, we maintain controls and procedures that are designed to ensure prompt escalation of critical cybersecurity incidents so that decisions regarding public disclosure and reporting of such incidents can be made by management and the Board in a timely manner. Please refer to "Item 1A. Risk Factors" for further information about the material risks associated with various cybersecurity threats.

Risk Management and Strategy

Our cybersecurity risk management process is aligned with our enterprise risk program. We continuously identify, assess, treat, and monitor cybersecurity risks and report those risks on a periodic and as-needed basis to executive management and the Board. We use various sources of information, including internal and external audits, tabletop exercises, threat intelligence, vulnerability scans, penetration tests, customer and employee feedback, and industry benchmarks, to identify and mitigate our cybersecurity risks. We will also engage third-party services, from time-to-time, to conduct evaluations of our security controls, whether through penetration testing, independent audits, or consulting on best practices to address new challenges. Additionally, we evaluate trends in the legal and regulatory environment and consider business drivers, emerging threats, and technology changes to identify risks across our people, processes, and technology. We then assess our current controls and capabilities to mitigate those risks and develop action plans to address any identified gaps or weaknesses. Action plans are prioritized and implemented with monitoring of completion and effectiveness against the identified risks. We also monitor our performance and progress against various key indicators and objectives based upon ever-changing risks and provide ongoing updates to relevant stakeholders, including executive management and the Board.

We leverage the ISO 27001 framework for cybersecurity risk management. Our cybersecurity risk management strategy is frequently reviewed and adapted to address and meet current and emerging threats. In addition, we have taken steps to address cybersecurity threats presented by third-party service providers, to include third-party systems that could adversely impact our business in the event of a significant cybersecurity incident affecting those third-party systems. We have formal requirements that these third parties maintain certain security controls, we assess their compliance with these requirements on an ongoing basis, and we require timely notification of potential or confirmed security breaches. We also use third-party services that help us to monitor the security risks associated with our third-party service providers. Risk treatment plans are strategically prioritized and executed, and residual risks are reported through our enterprise risk program and elevated to executive management and the Board.

We foster a proactive cybersecurity culture across our organization through employee education, awareness, and engagement. This approach includes monthly e-mail phishing simulations, quarterly computer-based security awareness training on topics relevant to protecting our organization, role-based secure design and coding training, role-based security practitioner training, cybersecurity tabletop exercises, and adversary emulation exercises.

Our cross-functional Information Security Steering Committee ("ISSC") is the senior management team that oversees the direction, execution, and effectiveness of our cybersecurity program, policies and procedures including: cyber risks, mitigations, risk treatment plans, incident response plans, compliance with applicable regulations, and ensuring business-aligned cybersecurity objectives. The ISSC is chaired by our Chief Information Security Officer ("CISO") and consists of representatives from risk, compliance, internal audit, IT, accounting, finance, legal, and other key executives, including our Chief Information Officer ("CIO") and Chief Financial Officer. The ISSC meets quarterly to guide, direct, and monitor the performance and effectiveness of our cybersecurity program and elevates risks and mitigation plans, as appropriate, to the Board.

0002091804627

Governance

Overall Risk Approach

The Board is responsible for oversight of our risks, including establishing our risk appetite and overseeing our risk management framework. The Board recognizes that effective risk oversight is important to the success of our strategy and is an integral part of exercising its fiduciary duties with respect to the Company and our stockholders. The Board believes our current leadership structure facilitates its oversight of risk by combining independent leadership through the Board with executive management members who have an intimate knowledge of our business, industry, and challenges.

Cybersecurity Risk Management and Oversight

The Board is responsible for overseeing the Company's cybersecurity program and ensuring that it is aligned with our strategic goals and risk appetite. The Board has diverse expertise on topics including accounting and financial management, corporate governance, global business, technology and innovation, human capital management, ESG, and cybersecurity. The Board also reviews the strategic direction of the Company's cybersecurity program and ensures that adequate resources and budget are allocated to address cybersecurity threats.

The Board exercises its cyber risk oversight primarily through updates provided by executive management, our CIO, and our CISO. Our CIO and CISO have expertise in the areas of information security and cybersecurity, through decades of management, prominent cybersecurity training, and real-world experience. Intimate knowledge of best practices, incident response, technologies, and IT and business processes enable the management team to be effective in their approach.

The Board also has a standing committee (the "Cybersecurity Committee"), comprised of certain members of the Board, that advises it on cybersecurity matters and provides strategic guidance and direction for our cybersecurity program. The Cybersecurity Committee convenes as necessary to address critical or emerging cybersecurity concerns and to ensure alignment on approach. Our CIO and CISO collaborate with the Cybersecurity Committee and report to the entire Board on a quarterly basis, or more frequently as needed. Additionally, the Cybersecurity Committee reviews the outcomes of our regular tabletop exercises with our CIO and CISO and ensures that lessons learned have been incorporated into the overall strategy.

Item 2. Properties

Our corporate headquarters is located in Denver, Colorado where we occupy office space under a lease that expires in 2033. We also lease office space for our operations in various locations throughout the U.S. as well as a number of countries in Europe, North America, Asia, South America, and Africa. These leases run through 2026.

Beginning in 2022, in connection with our flexible work approach, we made the decision to reduce our real estate footprint and exit office space in certain locations. See Note 8 to our Financial Statements for information regarding these office space closures and consolidations.

Additionally, we lease approximately 330,000 square feet for our three design and delivery centers located in: (i) Omaha, Nebraska; (ii) Crawfordville, Florida; and (iii) Fort Worth, Texas. The leases for these facilities expire in the years 2026 through 2029, all of which include the option to extend the leases for up to an additional ten years.

We believe that our facilities are adequate for our current and anticipated needs. We may enter into new leases or renew or terminate existing leases as necessary as our business evolves. See Note 6 to our Financial Statements for information regarding our obligations under our facility leases.

Item 3. Legal Proceedings

From time-to-time, we are involved in litigation relating to claims arising out of our operations in the normal course of business. In the opinion of our management, we are not presently a party to any material pending or threatened legal proceedings.

Item 4. Mine Safety Disclosures

Not applicable.

20250918004628

Information about our Executive Officers

As of the date of this filing, our executive officers are Brian A. Shepherd (President and Chief Executive Officer), Hai Tran (Executive Vice President and Chief Financial Officer), Elizabeth A. Bauer (Executive Vice President and Chief Experience Officer), Rasmani Bhattacharya (Executive Vice President and Chief Legal Officer), Chad C. Dunavant (Executive Vice President and Chief Product and Strategy Officer), Michael J. Woods (Executive Vice President and President of North America Communications, Media, and Technology), and Lori J. Szwanek (Senior Vice President and Chief Accounting Officer).

Brian A. Shepherd
President and Chief Executive Officer

Mr. Shepherd, 57, is the President and Chief Executive Officer at CSG and a member of the Board, having been appointed in January 2021. Prior to his role as Chief Executive Officer, Mr. Shepherd served as Executive Vice President and Group President (2017-2021), where he focused on accelerating the growth and strategic development of the Company, and Executive Vice President and President of Global Broadband, Cable and Satellite at CSG (2016-2017). Mr. Shepherd received an MBA from Harvard Business School and graduated from Wabash College with a BA in Economics.

Hai Tran
Executive Vice President and Chief Financial Officer

Mr. Tran, 55, is Chief Financial Officer of CSG, where he oversees finance, accounting, treasury, investor relations and also serves as President of Global Telecommunications. Mr. Tran joined CSG in November 2021 and brings over 30 years of finance and operational experience, having most recently served as President and Chief Operating Officer (2020-2021) and Chief Operations Officer and Chief Financial Officer (2015-2020) at SOC Telemed, the largest U.S. provider of acute care telemedicine solutions. Prior to that, he served as Chief Financial Officer for many health-care companies, including BioScrip, Inc., Harris Healthcare Solutions, and Catalyst Health Solutions. Mr. Tran holds a BS in Electrical Engineering from the University of Virginia and an MBA from the University of Richmond.

Elizabeth A. Bauer
Executive Vice President and Chief Experience Officer

Ms. Bauer, 62, is Chief Experience Officer at CSG, leading the human capital management, marketing, corporate communications, customer centricity, and sales enablement teams. Having previously served as Chief Marketing and Customer Officer (2021-2022) and Senior Vice President, Chief Investor Relations and Communications Officer (2016-2021), Ms. Bauer has greatly impacted the Company's growth strategy and the development of CSG's customer-first, values-based culture. She brings over 30 years of combined business management, investor relations, and integrated marketing and communications experience, including managing a Midwest-based advertising agency. Ms. Bauer holds a BSBA in Business and Journalism from Creighton University.

Rasmani Bhattacharya
Executive Vice President and Chief Legal Officer

Ms. Bhattacharya, 56, is Chief Legal Officer at CSG, where she leads the Company's legal, compliance, and procurement teams. Ms. Bhattacharya joined CSG in January 2022, having previously served as Executive Vice President, General Counsel and Corporate Secretary at Gates Corporation from 2015-2017, where she led a global team responsible for legal, mergers and acquisitions, intellectual property, regulatory, compliance, insurance, and environmental matters. She has extensive experience in structuring and negotiating complex, multi-jurisdictional transactions supporting business transformations, including joint ventures, corporate restructurings, and strategic partnerships. Ms. Bhattacharya started her career as a corporate lawyer in the Houston office of the law firm of Vinson & Elkins, LLP. She holds a BA in Economics and Foreign Affairs from the University of Virginia and JD from the University of Virginia School of Law.

Chad C. Dunavant
Executive Vice President and Chief Product and Strategy Officer

Mr. Dunavant, 48, serves as Chief Strategy and Product Officer at CSG, responsible for developing, communicating, executing, and sustaining corporate strategic initiatives. Mr. Dunavant has been with CSG for over 20 years, previously as Senior Vice President and Global Head of Product Management (2017-2020) where he developed the strategic direction for CSG's products and services. He possesses deep industry knowledge and experience developing enterprise SaaS software for multiple industry verticals and is an author and speaker on best practices for driving profits in the digital era. Mr. Dunavant holds a BBS in Finance and Management Information Systems from Gonzaga University and received an MBA in International Business from the University of Denver.

20250918046229

Michael J. Woods
Executive Vice President and President of North America Communications, Media, and Technology

Mr. Woods, 40, is President of North America Communications, Media and Technology at CSG, where he is responsible for driving revenue, business development, product management, and account management for CSG's largest customers in North America. Since joining CSG in March 2018, Mr. Woods has served as Senior Vice President, Broadband, Cable, and Satellite (2023-2024), Senior Vice President and General Manager, Communications, Design and Delivery (2022- 2023), Vice President, Output Solutions (2021-2022) and Executive Director, Customer Business Executive (2018-2020). Previously, he held leadership roles at Business Ink, prior to its acquisition by CSG, in addition to, finance and commercial roles at Shell plc. Mr. Woods holds a BS in Business Administration and a BA in History from the University of Colorado at Boulder as well as an MBA from Rice University, where he was a Jones Scholar.

Lori J. Szwanek
Senior Vice President and Chief Accounting Officer

Ms. Szwanek, 58, serves as Chief Accounting Officer at CSG, having re-joined CSG in September 2023. Previously, Ms. Szwanek was the Chief Accounting Officer at Orion Advisor Solutions, LLC (2021-2023). Prior to that, Ms. Szwanek held multiple roles at CSG, beginning in 1996, most recently as Vice President and Global Controller (2014-2021). Ms. Szwanek possesses a wealth of expertise in technical accounting matters and is a demonstrated strategic leader within the technology industry. Ms. Szwanek obtained a Bachelor of Business Administration from Midland University in Nebraska and is a Certified Public Accountant (inactive) and is a member of the AICPA and Nebraska Society of CPAs.

20250918046304

PART II

Item 5. Market for Registrant's Common Equity, Related Stockholder Matters and Issuer Purchases of Equity Securities

Our common stock is listed on Nasdaq under the symbol "CSGS". On January 31, 2025, the number of holders of record of common stock was 124.

Stock Price Performance

The following graph compares the cumulative total stockholder return on our common stock, the Russell 2000 Index, and our Standard Industrial Classification ("SIC") Code Index: Computer Processing and Data Preparation and Processing Services during the indicated five-year period. The graph assumes that $100 was invested on December 31, 2019, in our common stock and in each of the two indexes, and all dividends, if any, were reinvested.

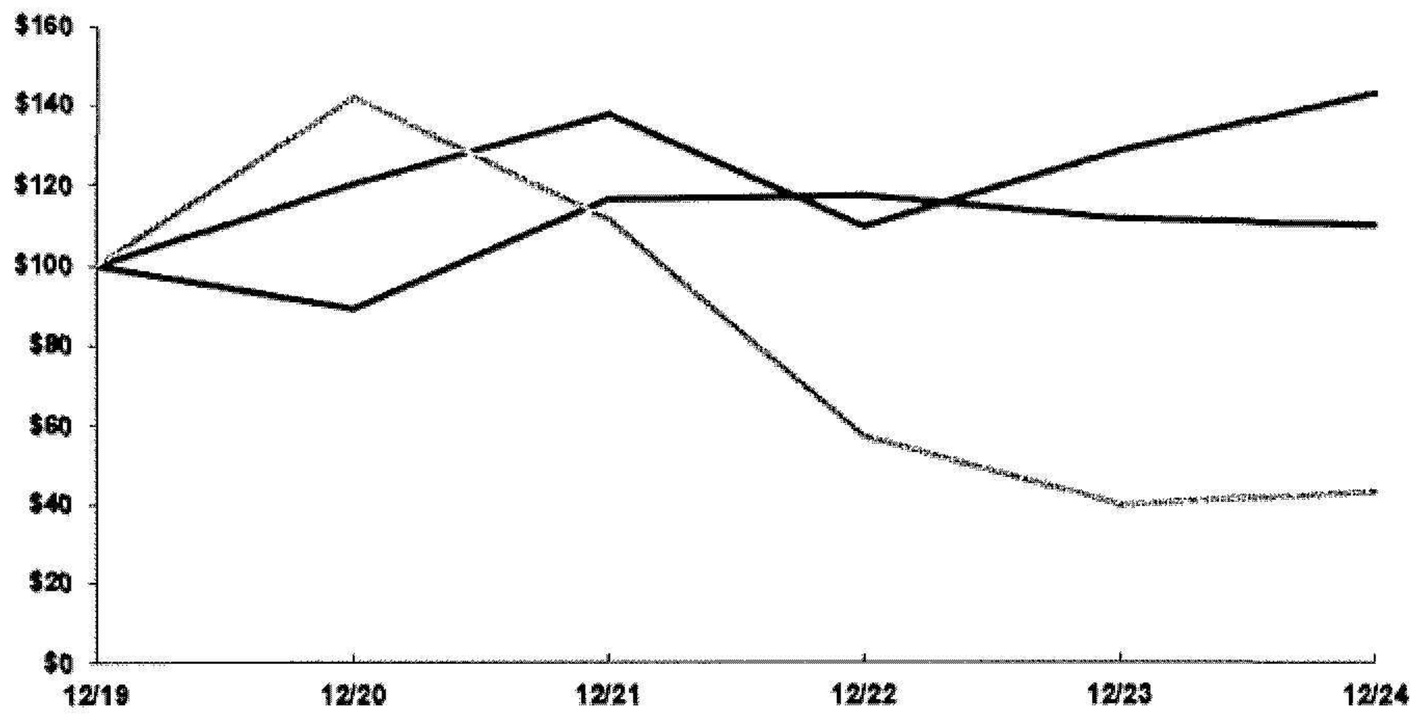

	As of December 31,					
	2019	2020	2021	2022	2023	2024
CSG Systems International, Inc.	$ 100.00	$ 89.00	$ 116.15	$ 117.44	$ 111.64	$ 110.00
Russell 2000 Index	$ 100.00	$ 119.96	$ 137.74	$ 109.59	$ 128.14	$ 142.93
Data Preparation and Processing Services	$ 100.00	$ 142.13	$ 111.46	$ 57.13	$ 39.65	$ 43.33

0002509180-25-000046

Issuer Purchases of Equity Securities

The following table presents information with respect to purchases of our common stock made during the fourth quarter of 2024 by CSG Systems International, Inc. or any "affiliated purchaser" of CSG Systems International, Inc., as defined in Rule 10b-18(a)(3) under the Exchange Act.

Period	Total Number of Shares Purchased (1) (2)	Average Price Paid Per Share	Total Number of Shares Purchased as Part of Publicly Announced Plans or Programs (2)	Maximum Dollar Value of Shares that May Yet Be Purchased Under the Program (2)
October 1 - October 31	181,841	$ 48.18	179,182	$ 153,400,374
November 1 - November 30	142,915	53.58	140,521	$ 145,863,553
December 1 - December 31	149,320	53.18	148,792	$ 137,950,850
Total	474,076	$ 51.38	468,495	

(1) The total number of shares purchased that are not part of the Stock Repurchase Program represents shares purchased and cancelled in connection with stock incentive plans.

(2) In August 2023, our Board authorized the repurchase of $100.0 million of common stock under our Stock Repurchase Program. In August 2024, our Board authorized an additional $100.0 million of repurchases under our Stock Repurchase Program, with all outstanding authorized repurchases to be completed by December 31, 2025. See Note 12 to our Financial Statements for additional information regarding our share repurchases and our Stock Repurchase Program.

Item 6. [Reserved]

20250918004632

Item 7. Management's Discussion and Analysis of Financial Condition and Results of Operations

Management Overview

Results of Operations. A summary of our results of operations for 2024 and 2023, and other key performance metrics, are as follows (in thousands, except percentages and per share amounts):

	2024	2023
Revenue	$ 1,197,248	$ 1,169,258
Transaction fees (1)	97,857	87,430
Operating results:		
Operating income	131,333	123,877
Operating margin percentage	11.0 %	10.6 %
Diluted EPS	$ 3.03	$ 2.20
Supplemental data:		
Restructuring and reorganization charges (2)	$ 13,323	$ 16,336
Executive transition costs	352	1,754
Acquisition-related costs:		
Amortization of acquired intangible assets	14,014	12,185
Earn-out compensation	5,644	(14)
Transaction-related costs	381	2,109
Stock-based compensation (2)	34,385	29,480

(1) Transaction fees are primarily comprised of fees paid to third-party payment processors and financial institutions and interchange fees under our payment services. contracts. Transaction fees are included in revenue in our Income Statement (and not netted against revenue) because we maintain control and act as the principal over the integrated service provided under our payment services customer contracts.

(2) Restructuring and reorganization charges includes stock-based compensation which is not included in the stock-based compensation line in the table above, and depreciation, which has not been recorded to the depreciation line on our Income Statement.

Revenue. Revenue for 2024 was $1,197.2 million, a 2.4% increase when compared to $1,169.3 million for 2023. The increase in revenue is primarily attributed to continued growth of our SaaS and related solutions revenue to include the revenue generated from the businesses acquired in the second quarter of 2024, which more than offset lower software and services revenue for the year.

Operating Results. Operating income for 2024 was $131.3 million, or an 11.0% operating income margin percentage, compared to $123.9 million, or a 10.6% operating income margin percentage for 2023. The increase in operating income in 2024 can be mainly attributed to the higher revenue, discussed above.

Diluted Earnings Per Share ("EPS"). Diluted EPS for 2024 was $3.03 compared to $2.20 for 2023, with the increase mainly attributed to the higher operating income, discussed above, and 2024 benefited from a lower effective income tax rate and lower share count.

Balance Sheet and Cash Flows. As of December 31, 2024, we had cash and cash equivalents of $161.8 million, compared to $186.3 million as of December 31, 2023. Cash flows from operating activities for 2024 were $135.7 million, compared to $131.9 million for 2023. See the Liquidity section below for further discussion of our cash flows.

0002509180463

Significant Customer Relationships

A large percentage of our historical revenue has been generated from a limited number of customers in the global communications industry, with our three largest customers being, Charter Communications Inc. ("Charter"), Comcast Corporation ("Comcast"), and DISH Network L.L.C. We have significant customer concentration, with Charter and Comcast each exceeding 10% of our revenue.

Charter. For 2024 and 2023, revenue from Charter was $240 million and $241 million, respectively, representing approximately 20% and 21% of our total revenue. Our agreement with Charter runs through March 31, 2028, and will automatically be extended for an additional one-year term, subject to Charter achieving certain conditional processing minimums on July 1, 2027, unless Charter provides us with written notice of non-renewal.

A copy of the Charter Agreement and related amendments, with confidential information redacted, is included in the exhibits to this Form 10-K.

Comcast. For 2024 and 2023, revenue from Comcast was $225 million and $215 million, respectively, representing approximately 19% and 18% of our total revenue. In October 2024, we entered an amendment to our current agreement with Comcast (the "Amended Agreement"). The key terms of the Amended Agreement are as follows:

- The Amended Agreement extends our contractual relationship with Comcast through December 31, 2030.
- The fees to be generated under the Amended Agreement will be based primarily on monthly charges for SaaS and related solutions per Comcast residential customer account, and various other ancillary services based on actual usage. The Amended Agreement includes annual price escalators beginning in 2026 and certain of the per-unit fees include volume-based pricing tiers. We did not provide a renewal discount to Comcast in the Amended Agreement.
- The Amended Agreement contains certain financial commitments associated with the number of Comcast residential customer accounts that are to be processed on our solutions.
- We maintain the exclusive right to provide print and mail services to all Comcast residential customer accounts through the term of the Amended Agreement.
- The Amended Agreement contains certain rights and obligations of both parties, including the following key items: (i) the termination of the agreement under certain conditions; (ii) various service level commitments; and (iii) remedies and limitations on liabilities associated with specified breaches of contractual obligations.

A copy of the Amended Agreement, with confidential information redacted, is filed as Exhibit 10.27AA to this Form 10-K.

Stock-Based Compensation Expense

Stock-based compensation expense is included in the following captions in our Income Statements as follows (in thousands):

	2024	2023
Cost of revenue	$ 5,078	$ 4,454
Research and development	3,796	3,289
Selling, general and administrative	25,512	21,737
Restructuring and reorganization charges	(822)	(490)
Total stock-based compensation expense	$ 33,564	$ 28,990

See Notes 2 and 13 to our Financial Statements for additional discussion of our stock-based compensation expense.

Critical Accounting Policies and Estimates

The preparation of our Financial Statements in conformity with accounting principles generally accepted in the U.S. requires us to select appropriate accounting policies, and to make judgments and estimates affecting the application of those accounting policies. On an ongoing basis, we evaluate our estimates and assumptions. In applying our accounting policies, different business conditions or the use of different assumptions may result in materially different amounts reported in our Financial Statements.

We believe that of our significant accounting policies, which are described in the notes to our Financial Statements, the following accounting policies and specific estimates involve a greater degree of judgment and complexity.

20250918046334

Revenue Recognition. Revenue is recognized upon transfer of control of promised products or services to customers in an amount that reflects the consideration that we expect to receive in exchange for those products and services. We derive our revenue from SaaS-based revenue management platform arrangements, managed services arrangements, SaaS payments platform arrangements, software license and service arrangements, professional services arrangements, and bundled service arrangements. These arrangements are often complex long-term contracts that include multiple performance obligations. Key factors considered in accounting for these arrangements include the following criteria: (i) identification of performance obligations within the contract; (ii) determination of the transaction price as our contracts may include both fixed and variable consideration; (iii) determination of stand-alone selling price for each performance obligation and the allocation of value between the performance obligations; and (iv) calculation of revenue recognized in each period which may include estimates to measure progress for delivery.

We generally determine stand-alone selling prices using pricing calculations (which include regional market factors) for our software license and maintenance fees, and cost-plus margins for services. The pricing calculations can be complex and require estimates based on expected volumes and/or costs to complete a project. Additionally, for certain of our software license and professional service performance obligations that are satisfied over time, we use an hours-based method to measure progress for delivery based on the total expected hours to complete a project. These estimates are inherently complex and require significant judgment by us. Changes in estimates as a result of additional information as work progresses on a project are inherent characteristics of this method of revenue recognition as we are exposed to business risks in completing these types of performance obligations. The estimation process to support our hours-based recognition method is more difficult for projects of greater length and/or complexity.

Our contracts are subject to modification by amendments, change requests, and/or statements of work. Such modifications may occur frequently. The accounting for contract modifications is complex and requires significant judgments to be made by us as to whether the contract modification is treated as either a separate contract or part of the existing contract.

The evaluation of the factors above and ultimate revenue recognition decision requires us to make significant judgments and estimates. Our judgments and estimates could have a significant effect on revenue recognized in any period by changing the amount and/or the timing of the revenue recognized.

Income Taxes. We are a U.S.-based multinational company operating in multiple U.S. and foreign jurisdictions. We are required to estimate our income tax liability in each jurisdiction in which we operate, including U.S. Federal, state, and foreign income taxes.

Various judgments are required in evaluating our income tax positions and determining our provisions for income taxes. We regularly assess the likelihood of the future realization of our deferred income tax assets. To the extent we believe that it is not more likely than not that a deferred income tax asset will be realized, a valuation allowance is established. Significant judgment is required in determining any valuation allowance recorded against deferred tax assets. In assessing the need for a valuation allowance, we consider all the available evidence, both positive and negative, including past operating results, estimates of future taxable income, and the feasibility of tax planning strategies. In the event that we change our determination as to the amount of deferred tax assets that can be realized, we will adjust our valuation allowance with a corresponding impact to the provision for (benefit from) income taxes in the period in which such determination is made.

During the ordinary course of our business, there are certain transactions and calculations for which the ultimate income tax determination may be uncertain. In addition, we may be subject to examination of our income tax returns by various tax authorities which could result in adverse outcomes. For these reasons, we establish a liability associated with unrecognized tax benefits based on estimates of whether additional taxes and interest may be due. We adjust this liability based upon changing facts and circumstances, such as the closing of a tax audit, the closing of a tax year upon the expiration of a statute of limitations, or the refinement of an estimate. Should any of the factors considered in determining the adequacy of this liability change significantly, an adjustment to the liability may be necessary. Due to the potential significance of these issues, such an adjustment could be material.

Loss Contingencies. In the ordinary course of business, we are subject to potential claims related to various items including but not limited to the following: (i) legal and regulatory matters; (ii) vendor contracts; (iii) solution and service delivery matters; (iv) labor matters; and (v) certain tax matters. Accounting and disclosure requirements for loss contingencies require us to assess the likelihood of any adverse judgments in a range of potential outcomes for these matters. A determination of the amount of reserves for such contingencies, if any, is based on an analysis of the issues, often with the assistance of legal counsel. The evaluation of such issues, and our ultimate accounting and disclosure decisions, are by their nature, subject to various estimates and highly subjective judgments. Should any of the factors considered in determining the adequacy of any required reserves change significantly, an adjustment to the reserves may be necessary. Due to the potential significance of these issues, such an adjustment could be material.

0002509180463

Detailed Discussion of Results of Operations

The following discussion includes a comparison of our results of operations and liquidity for 2024 compared to 2023. For a discussion of the 2023 compared to 2022, please refer to Part II, Item 7, "Management's Discussion and Analysis of Financial Condition and Results of Operations" in our Annual Report on Form 10-K for the year ended December 31, 2023, filed with the SEC on February 16, 2024.

Revenue. Revenue for 2024 was $1,197.2 million, a 2.4% increase when compared to $1,169.3 million for 2023.

Revenue by type for 2024 and 2023 was as follows (in thousands):

	2024	2023
Revenue:		
SaaS and related solutions	$ 1,069,325	$ 1,024,572
Software and services	80,935	98,078
Maintenance	46,988	46,608
Total revenue	$ 1,197,248	$ 1,169,258

The increase in revenue is primarily attributed to the continued growth of our SaaS and related solutions revenue, due primarily to higher payments volumes and increased usage of our digital solutions, which includes approximately $15 million of revenue generated from the businesses acquired during the second quarter of 2024 (see Note 7 to our Financial Statements). This increase was offset to a certain degree by lower software and services revenue in 2024, due primarily to the closure of approximately $10 million of license upgrades in the first quarter of 2023.

We use the location of the customer as the basis of attributing revenue to individual countries and corresponding geographic region. Revenue by geographic region for 2024 and 2023 was as follows (in thousands):

	2024	2023
Americas (principally the U.S.)	$ 1,038,235	$ 999,725
Europe, Middle East, and Africa	104,789	117,759
Asia Pacific	54,224	51,774
Total revenue	$ 1,197,248	$ 1,169,258

Total Operating Expenses. Our operating expenses for 2024 increased 2.0% to $1,065.9 million, from $1,045.4 million for 2023. The increase in total operating expenses is reflective of the higher SaaS and related solutions revenue between periods and the additional costs from the acquired businesses, to include acquired intangible asset amortization and earn-out compensation. The components of total operating expenses are discussed in more detail below.

Cost of Revenue (Exclusive of Depreciation). Our cost of revenue consist principally of the following: (i) computing capacity and network communications costs; (ii) statement production costs (e.g., labor, paper, envelopes, equipment, equipment maintenance, etc.); (iii) transaction fees, which are primarily comprised of fees paid to third-party payment processors and financial institutions and interchange fees; (iv) customer support organizations (e.g., customer support call center, account management, etc.); (v) professional services organization; (vi) various product delivery and support organizations (e.g., managed services delivery, product management, product maintenance, etc.); (vii) third-party software costs and/or royalties related to certain software products; (viii) facilities and infrastructure costs related to the statement production and support organizations; and (ix) amortization of acquired intangibles. The costs related to new solution development (including significant enhancements to existing products and services) are included in R&D expense.

The cost of revenue for 2024 was $614.5 million, a slight decrease when compared to $615.0 million for 2023. The slight decrease in cost of revenue is mainly attributed to lower employee-related costs, due to the reallocation of resources to development projects and deferred SaaS implementation projects. This decrease is partially offset by the increased costs reflective of the increase in SaaS and related solutions revenue between periods, to include the acquired businesses. Total cost of revenue as a percentage of revenue for 2024 and 2023 was 51.3% and 52.6%, respectively.

R&D Expense (Exclusive of Depreciation). R&D expense for 2024 was $158.2 million, a 10.5% increase when compared to $143.2 million for 2023, with the increase mainly attributed to employee-related costs. During 2024 our R&D investment increased from prior periods as a result of the continued development of our SaaS platforms as we gain further traction in new industry verticals along with the integration of the recently acquired businesses into our solutions. These investments are focused on the continued evolution of our solutions that enable us to launch, monetize, and scale new digital services quickly and across any channel, while delivering an exceptional customer experience. As a percentage of total revenue, R&D expense for 2024 and 2023 was 13.2% and 12.2%, respectively.

Selling, General, and Administrative ("SG&A") Expense (Exclusive of Depreciation). SG&A expense for 2024 was $258.3 million, a 4.3% increase from $247.6 million for 2023. The increase in SG&A expense between 2024 and 2023 is primarily due to increased employee-related costs, to include stock-based compensation and acquisition-related earn-out compensation. As a percentage of total revenue, SG&A expense for 2024 and 2023 was 21.6% and 21.2%, respectively.

20250918046436

Restructuring and Reorganization Charges. In 2024 and 2023, we implemented cost reduction and efficiency initiatives that resulted in restructuring and reorganization charges of $13.3 million and $16.3 million, respectively. The restructuring and reorganization charges for 2024 relate mainly to initiatives to better align and allocate resources to areas of the business where we have identified growth opportunities, which have resulted in restructuring charges related to involuntary terminations of $10.1 million.

See Note 8 to our Financial Statements for additional information regarding these initiatives.

Operating Income. Operating income and operating income margin for 2024 was $131.3 million, or 11.0% of total revenue, compared to $123.9 million, or 10.6% of total revenue for 2023. The increase in operating income in 2024 can be mainly attributed to higher revenue, discussed above.

Interest Income. Interest income for 2024 was $8.7 million, a $4.4 million increase when compared to $4.3 million for 2023, with the increase primarily attributed to certain settlement assets being swept into overnight money market accounts on a daily basis.

Other, net. Other, net for 2024 was $2.7 million of other income, a $7.4 million change when compared to $4.7 million of other expense for 2023, with the change primarily the result of foreign currency transaction gains due to the strengthening of the U.S. dollar.

Income Tax Provision. Our effective income tax rates for 2024 and 2023 were approximately 23% and 28%, respectively. The 2024 effective income tax rate benefited from: (i) the release of valuation allowances related to certain U.S. and foreign deferred tax assets; and (ii) the utilization of foreign tax credits.

Liquidity

Cash and Liquidity. As of December 31, 2024, our principal sources of liquidity were cash and cash equivalents of $161.8 million, compared to $186.3 million as of December 31, 2023.

As part of our 2021 Credit Agreement, we have a $450.0 million senior secured revolving loan facility with a syndicate of financial institutions that expires in September 2026, the 2021 Revolver. As of December 31, 2024, we had no borrowings outstanding on the 2021 Revolver and have issued standby letters of credit for $0.3 million that count against the available 2021 Revolver balance, leaving $449.7 million available to us. The 2021 Credit Agreement contains customary affirmative, negative, and financial covenants. As of December 31, 2024, and the date of this filing, we believe we are in compliance with the provisions of the 2021 Credit Agreement.

Our cash and cash equivalents balances as of the end of the indicated periods were located in the following geographical regions (in thousands):

	December 31, 2024	December 31, 2023
Americas (principally the U.S.)	$ 102,417	$ 142,515
Europe, Middle East, and Africa	43,609	32,974
Asia Pacific	15,763	10,775
Total cash and cash equivalents	$ 161,789	$ 186,264

We generally have ready access to substantially all of our cash and cash equivalents, but may face limitations on moving cash out of certain foreign jurisdictions due to currency controls and potential negative economic consequences.

As of December 31, 2024, we had $1.7 million of cash restricted as to use primarily to collateralize guarantees included in our non-current asset balance. In addition, we had $343.2 million of settlement and merchant reserve assets which are deemed restricted due to contractual restrictions with the merchants and restrictions arising from our policy and intention. It has historically been our policy to segregate settlement and merchant reserve assets from our operating cash balances and we intend to continue to do so.

Cash Flows from Operating Activities. We calculate our cash flows from operating activities beginning with net income, adding back the impact of non-cash items or non-operating activity (e.g., depreciation, amortization, impairments, gain/loss on items such as investments, lease modifications, and debt extinguishments/conversions, unrealized foreign currency transactions gain/loss, deferred income taxes, stock-based compensation, etc.), and then factoring in the impact of changes in operating assets and liabilities.

Our primary source of cash is from our operating activities. Our current business model consists of a significant amount of recurring revenue sources related to our long-term revenue management solutions and managed services arrangements (primarily billed monthly), payments transaction services (primarily billed monthly), and software maintenance agreements (which may be billed monthly, quarterly, or annually). This recurring revenue base provides us with a reliable and predictable source of cash. In addition, software license fees and professional services revenue are sources of cash, but the payment streams for these items are less predictable.

20250918046637

The primary use of our cash is to fund our operating activities. Over half of our total operating costs relate to labor costs (both employees and contracted labor) for the following: (i) compensation; (ii) related fringe benefits; (iii) incentive compensation; and (iv) reimbursements for travel and entertainment expenses. Other operating expenses consist of: (i) computing capacity and related services and communication lines for our outsourced cloud-based business; (ii) transaction fees paid in conjunction with the delivery of services under our payment services contracts; (iii) hardware and software maintenance and other SaaS-based services; (iv) paper, envelopes, and related supplies for our customer communications; and (v) rent and related facility costs. These items are purchased under a variety of both short-term and long-term contractual commitments. A discussion of our material contractual obligations is provided below.

Our 2024 and 2023 net cash flows from operating activities, broken out between operations and changes in operating assets and liabilities, for the indicated quarterly periods are as follows (in thousands):

	Operations	Changes in Operating Asset and Liabilities	Net Cash Provided by (Used In) Operating Activities – Totals
Cash Flows from Operating Activities:			
2024:			
March 31 (1)	$ 51,655	$ (81,006)	$ (29,351)
June 30	35,625	7,480	43,105
September 30	44,354	(4,895)	39,459
December 31 (2)	44,805	37,699	82,504
Total	$ 176,439	$ (40,722)	$ 135,717
2023:			
March 31 (3)	$ 50,158	$ (34,761)	$ 15,397
June 30	26,539	(14,153)	12,386
September 30	34,618	(10,036)	24,582
December 31 (4)	29,550	49,981	79,531
Total	$ 140,865	$ (8,969)	$ 131,896

(1) Cash flows from operating activities for the first quarter of 2024 were negatively impacted by unfavorable working capital changes, to include the impact of the payment of the 2023 year-end accrued employee incentive compensation and timing of trade accounts receivable.

(2) Cash flows from operating activities for the fourth quarter of 2024 were positively impacted by favorable changes in working capital, which can mainly be attributed to the timing of our estimated federal and state income tax payments, and decreases in our accounts receivable balance.

(3) Cash flows from operating activities for the first quarter 2023 reflect the impact of the payment of the 2022 year-end accrued employee incentive compensation.

(4) Cash flows from operating activities for the fourth quarter of 2023 were positively impacted by favorable changes in working capital, which can mainly be attributed to decreases in our accounts receivable balance and increases in our accrued employee compensation.

Variations in our net cash provided by (used in) operating activities are generally related to the changes in our operating assets and liabilities (related mostly to fluctuations in timing of customer payments and changes in accrued expenses), and generally over longer periods of time, do not significantly impact our cash flows from operations.

Significant fluctuations in key operating assets and liabilities between 2024 and 2023 that impacted our cash flows from operating activities are as follows:

Billed Trade Accounts Receivable

Management of our billed trade accounts receivable is one of the primary factors in maintaining strong cash flows from operating activities. These balances include significant billings for several non-revenue items (primarily postage, sales tax, and deferred revenue items). As a result, we evaluate our performance in collecting our billed trade accounts receivable through our calculation of Days Billings Outstanding ("DBO") rather than a typical Days Sales Outstanding ("DSO") calculation.

20250918046638

Our gross and net billed trade accounts receivable and related allowance for expected losses ("Allowance") as of the end of the indicated quarterly periods, and the related DBOs for the quarters then ended, are as follows (in thousands, except DBOs):

Quarter Ended	Gross	Allowance	Net Billed	DBOs
2024:				
March 31	$ 281,051	$ (5,692)	$ 275,359	67
June 30	270,934	(4,720)	266,214	66
September 30	284,740	(4,810)	279,930	64
December 31	269,944	(3,041)	266,903	64
2023:				
March 31	$ 261,028	$ (5,254)	$ 255,774	68
June 30	260,928	(4,618)	256,310	65
September 30	279,892	(4,731)	275,161	66
December 31	273,112	(5,432)	267,680	68

As of December 31, 2024 and 2023, approximately 96% and 92%, respectively, of our net billed trade accounts receivable balances were less than 60 days past due.

We may experience adverse impacts to our DBOs if and when customer payment delays occur. However, the recurring monthly payments that cross a reporting period-end do not raise collectability concerns, as payment is generally received subsequent to quarter-end. All other changes in our gross and net billed accounts receivable reflect the normal fluctuations in the timing of customer payments at quarter-end, as evidenced by our relatively consistent DBO metric.

As a global provider of solutions and services, a portion of our trade accounts receivable balance relates to international customers. This diversity in the geographic composition of our customer base may adversely impact our DBOs as longer billing cycles (i.e., billing terms and cash collection cycles) are an inherent characteristic of international software and professional services transactions. As a result, we may experience fluctuations in our trade accounts receivable balance as our ability to invoice and collect arrangement fees is dependent upon, among other things: (i) the completion of various customer administrative matters, local country billing protocols and processes (including local cultural differences), and non-customer administrative matters; (ii) meeting certain contractual invoicing milestones and dates; (iii) the *overall project status in certain situations in which we act as a subcontractor to another vendor on a project; or (iv) currency controls in* certain foreign jurisdictions.

Unbilled Trade Accounts Receivable

Unbilled trade accounts receivable decreased $2.0 million to $80.2 million as of December 31, 2024, from $82.2 million as of December 31, 2023. These unbilled trade accounts receivable balances relate primarily to large implementation projects where various milestone and contractual billing dates have not yet been reached or are delayed. Unbilled trade accounts receivable are an inherent characteristic of certain software and services transactions and may fluctuate between quarters, as these types of transactions typically have scheduled invoicing terms over several quarters, as well as certain milestone billing events.

Accrued Employee Compensation

Accrued employee compensation decreased $16.5 million to $67.9 million as of December 31, 2024, from $84.4 million as of December 31, 2023, due primarily to higher incentive-compensation accruals in 2023.

Cash Flows from Investing Activities. Our typical investing activities consist of purchases of software, property, and equipment, and in 2024, our business combination activities, which are discussed below.

Purchases of Software, Property, and Equipment

Our annual capital expenditures for software, property, and equipment for 2024 and 2023 were $22.4 million and $28.0 million, respectively. Our capital expenditures for these periods consisted principally of investments in: (i) communication design and delivery center equipment and infrastructure; (ii) software and related equipment; (iii) computer hardware; and (iv) leasehold improvements.

Business Combinations, net of Cash and Settlement Assets Acquired

The cash paid for the acquisitions discussed in Note 7 to our Financial Statements, less cash and settlement assets acquired, resulted in net cash provided by business combinations for 2024 of $17.3 million.

0002509180463

Cash Flows from Financing Activities. Our financing activities typically consist of activities with our common stock, various debt-related transactions, and settlement and merchant reserve activity, which are discussed below. Additionally, during 2024 and 2023, we made deferred acquisition payments related to our previous acquisitions of $2.5 million and $3.2 million, respectively.

Issuance of Common Stock

Proceeds from the issuance of common stock for 2024 and 2023 were $3.1 million and $3.3 million, respectively, and relate primarily to our employee stock purchase plan.

Cash Dividends Paid on Common Stock

During 2024 and 2023, the Board approved dividend payments totaling $34.8 million and $34.3 million, respectively. During 2024 and 2023, we paid dividends of $26.6 million and $33.9 million, respectively, with the differences between the amount approved and paid attributed to the fourth quarter 2024 dividend being paid in January 2025 and dividends accrued on unvested incentive shares that are paid upon vesting.

Repurchase of Common Stock

During 2024 and 2023 we repurchased approximately 1,185,000 shares and 2,188,000 shares of our common stock under the guidelines of our Stock Repurchase Program for $57.8 million and $117.1 million, respectively.

Additionally, outside of our Stock Repurchase Program, during 2024 and 2023, we repurchased from our employees and then canceled approximately 177,000 shares and 182,000 shares of our common stock for $9.4 million and $10.2 million, respectively, in connection with minimum tax withholding requirements resulting from the vesting of restricted stock under our stock incentive plans.

During 2024 and 2023, we paid $67.7 million and $127.1 million, respectively, for our total repurchases of common stock, with any differences when compared to the amounts purchased attributed to the timing of the settlement and the excise tax on share repurchases.

See Note 12 to our Financial Statements for additional discussion of our repurchases of common stock.

Long-Term Debt

During 2024 and 2023, we made principal repayments on our 2021 Term Loan of $7.5 million during each period. Additionally, during 2024, we borrowed and subsequently repaid $15.0 million from our 2021 Revolver for general corporate purposes.

During 2023, we also borrowed $45.0 million under our 2021 Revolver for general corporate purposes and subsequently repaid this amount during the year. In September 2023, we issued the 2023 Convertible Notes offering and received proceeds of $425.0 million. We used a portion of these proceeds to repay $275.0 million of our 2021 Revolver balance and pay the $34.3 million premiums for the capped call transactions. Additionally, during 2023, we paid deferred financing costs of $14.5 million.

See Note 5 to our Financial Statements for additional discussion of our long-term debt and capped call transactions.

Settlement and Merchant Reserve Activity

During 2024 and 2023, we had net settlement and merchant reserve activity of $23.9 million and $36.0 million, respectively, related to the cash collected, held on behalf, and paid to our merchants related to our payments services and the net change in deposits held on behalf of our merchants. These balances can significantly fluctuate between periods due to activity at the end of the period and the day in which the period ends.

See Note 2 to our Financial Statements for additional discussion of our settlement and merchant reserves.

Contractual Obligations and Other Commercial Commitments and Contingencies

We have various contractual obligations that are recorded as liabilities in our Balance Sheets. Other items, such as certain purchase commitments and other executory contracts, are not recognized as liabilities in our Balance Sheets but are required to be disclosed.

Our 2023 Convertible Notes are convertible at the option of the noteholders before June 15, 2028 upon the occurrence of certain events. On or after June 15, 2028 and until the close of business on the second scheduled trading day immediately preceding the maturity date, noteholders may convert all or any portion of their notes at any time regardless of these conditions. Upon settlement, our cash obligation will not exceed the principal amount, and interest paid through maturity is at a rate of 3.875%. Our estimated remaining interest for our 2023 Convertible Notes through their maturity date of September 15, 2028 is approximately $65 million.

0002509180464

Our 2021 Credit Agreement includes mandatory quarterly amortization payments on the term loan, interest payments throughout the life of the term loan, interest payments on the used balance of the revolver, and a commitment fee on the unused balance of the revolver. As of December 31, 2024, the outstanding balance on our 2021 Term Loan was $125.6 million and we had no borrowings outstanding on our 2021 Revolver. Our estimated interest for our 2021 Credit Agreement over the remaining life of the loan includes: (i) approximately $12 million for our 2021 Term Debt; and (ii) approximately $1 million for the commitment fee. These amounts are based on the current leverage ratio and SOFR rates and assumes that no amounts are borrowed on the 2021 Revolver.

Our long-term debt obligations are discussed in more detail in Note 5 to our Financial Statements.

Our operating leases are discussed in Note 6 to our Financial Statements. As of December 31, 2024, the value of our obligations under our real estate leases were approximately $35 million.

Our contractual commitments consist primarily of our expected minimum base fees under our outsourced computing service agreement with Ensono, Inc., which includes embedded lease components (discussed in Notes 6 and 11 to our Financial Statements), and to a lesser degree, cloud computing, networking, and communication services. As of December 31, 2024, the total value of our contractual commitments were approximately $331 million, with approximately $98 million due within the next twelve months.

Off-Balance Sheet Arrangements

Our off-balance sheet arrangements are mainly limited to money transmitter bonds, bid bonds, performance bonds, and standby letters of credit. These arrangements do not have a material impact and are not reasonably likely to have a material future impact to our financial condition, results of operations, liquidity, capital expenditures, or capital resources. See Note 11 to our Financial Statements for additional information on these guarantees.

Capital Resources

The following are the key items to consider in assessing our sources and uses of capital resources:

Current Sources of Capital Resources. Below are the key items to consider in assessing our current sources of capital resources:

- Cash and Cash Equivalents. As of December 31, 2024, we had cash and cash equivalents of $161.8 million, of which approximately 58% is in U.S. dollars and held in the U.S. For the remainder of the monies denominated in foreign currencies and/or located outside the U.S., we do not anticipate any material amounts being unavailable for use in funding our business, but may face limitations on moving cash out of certain foreign jurisdictions due to currency controls and potential negative economic consequences.

- Operating Cash Flows. As described in the Liquidity section above, we believe we have the ability to generate strong cash flows to fund our operating activities and act as a source of funds for our capital resource needs, although we may experience quarterly variations in our cash flows from operations related to the changes in our operating assets and liabilities.

- Revolving Loan Facility. As part of our 2021 Credit Agreement, we have a $450.0 million revolving loan facility, our 2021 Revolver. As of December 31, 2024, we had no borrowings outstanding on our 2021 Revolver, and had issued standby letters of credit for $0.3 million that count against the available 2021 Revolver balance, currently leaving $449.7 million available to us. Our long-term debt obligations are discussed in more detail in Note 5 to our Financial Statements.

Uses/Potential Uses of Capital Resources. Below are the key items to consider in assessing our uses/potential uses of capital resources:

- Common Stock Repurchases and Cash Dividends. We have made repurchases of our common stock in the past under our Stock Repurchase Program. In August of 2024, our Board authorized an additional $100.0 million of repurchases under our Stock Repurchase Program, with all outstanding authorized repurchases to be completed by December 31, 2025. As of December 31, 2024, we had $138.0 million authorized for repurchase remaining under our Stock Repurchase Program. Our 2021 Credit Agreement places certain limitations on our ability to repurchase our common stock.

  Under our Stock Repurchase Program, we may repurchase shares in the open market or in privately negotiated transactions, including through an accelerated stock repurchase plan or under a SEC Rule 10b5-1 plan. The actual timing and amount of share repurchases are dependent on the current market conditions and other business-related factors. Our common stock repurchases are discussed in more detail in Note 12 to our Financial Statements.

20250918046411

During 2024, we repurchased approximately 1,185,000 shares of our common stock for $57.8 million (weighted-average price of $48.79 per share) under our Stock Repurchase Program.

Outside of our Stock Repurchase Program, during 2024, we repurchased from our employees and then cancelled approximately 177,000 shares of our common stock for $9.4 million in connection with minimum tax withholding requirements resulting from the vesting of restricted common stock under our stock incentive plans.

During 2024, the Board declared dividends totaling $34.8 million. Going forward, we expect to pay cash dividends each year in January, April, July, and October, with the amount and timing subject to our Board's approval.

We expect to return a total of $100.0 million to our shareholders through combined common stock repurchases and cash dividends in 2025.

- Acquisitions. As a result of our previous acquisition activity, during 2024 we made $2.5 million of deferred acquisition payments. Additionally, there are provisions for up to approximately $13 million of potential future earn-out payments through December 31, 2026. As of December 31, 2024, we have accrued $0.4 million related to potential earn-out payments.

  During 2024, we acquired two businesses, discussed in further detail in Note 7 to our Financial Statements. The acquisition date fair value of the consideration transferred totaled $32.6 million. The iCG purchase agreement includes provisions for up to $15.0 million of potential future earn-out payments tied to performance-based goals and a defined service period through June 3, 2027. As of December 31, 2024, we have accrued $5.5 million related to potential earn-out payments. These acquisitions were funded with available cash.

  As part of our growth strategy, we are continually evaluating potential business and/or asset acquisitions and investments in market share expansion with our existing and potential new customers and expansion into verticals outside the global communications market.

- Exit of Reseller Agreements. During 2023, we exited out of two reseller agreements that were acquired with the acquisition of Forte Payment Systems, Inc. in 2018. As a result, we incurred expenses of $9.9 million, of which we paid $1.8 million in 2023 and $5.6 million in 2024, with $1.3 million to be paid in 2025 and $1.2 million to be paid in 2026.

- Capital Expenditures. During 2024, we spent $22.4 million on capital expenditures.

- Financing Agreements. We have financing agreements for certain of our internal use software. During 2024, we paid $3.5 million related to these financing agreements, with $4.5 million to be paid in 2025, $3.6 million to be paid in 2026, and $0.9 million to be paid in 2027.

- Long-Term Debt. As of December 31, 2024, our long-term debt consisted of the following: (i) 2023 Convertible Notes in the principal aggregate amount of $425.0 million; and (ii) 2021 Credit Agreement term loan borrowings of $125.6 million.

  2023 Convertible Notes. The 2023 Convertible Notes are convertible at the option of the note holders before June 15, 2028 upon the occurrence of certain events, however, there are no scheduled conversion triggers over the next twelve months. As a result, we expect our required debt service cash outlay during the next twelve months for the 2023 Convertible Notes to be limited to interest payments of $16.5 million.

  2021 Credit Agreement. The mandatory repayments under our 2021 Credit Agreement for the next twelve months are $7.5 million and the cash interest expense (based upon then current interest rates) for the 2021 Term Loan is $7.2 million. We have the ability to make prepayments without penalties on our 2021 Credit Agreement.

  Our long-term debt obligations are discussed in more detail in Note 5 to our Financial Statements.

In summary, we expect to continue to have material needs for capital resources going forward, as noted above. We believe that our current cash and cash equivalents balances and our 2021 Revolver, together with cash expected to be generated in the future from our current operating activities, will be sufficient to meet our anticipated capital resource requirements for at least the next twelve months. We believe we could obtain additional capital through refinancing options or other debt sources which may be available to us if deemed appropriate.

20250918046642

Item 7A. Quantitative and Qualitative Disclosures About Market Risk

Market risk is the potential loss arising from adverse changes in market rates and prices. As of December 31, 2024, we are exposed to various market risks, including changes in interest rates, fluctuations and changes in the market value of our cash equivalents and settlement and merchant reserve assets, and changes in foreign currency exchange rates. We have not historically entered into derivatives or other financial instruments for trading or speculative purposes.

Interest Rate Risk

Long-Term Debt. The interest rate on our 2023 Convertible Notes is fixed, and thus, as it relates to our convertible debt borrowings, we are not exposed to changes in interest rates.

The interest rates on our 2021 Credit Agreement are based upon an adjusted SOFR rate (including a 0.10% credit spread adjustment) plus an applicable margin, or an alternate base rate ("ABR") plus an applicable margin. See Note 5 to our Financial Statements for further details related to our long-term debt.

A hypothetical adverse change of 10% in the December 31, 2024 adjusted SOFR rate would not have a material impact upon our results of operations.

Market Risk

Cash and Cash Equivalents. Our cash and cash equivalents as of December 31, 2024 and 2023 were $161.8 million and $186.3 million, respectively. Certain of our cash balances are swept into overnight money market accounts on a daily basis, and at times, any excess funds are invested in low-risk, somewhat longer term, cash equivalent instruments. Our cash equivalents are invested primarily in institutional money market funds held at major banks. We have minimal market risk for our cash and cash equivalents due to the relatively short maturities of the instruments.

Settlement and Merchant Reserve Assets. We are exposed to market risk associated with cash held on behalf of our merchants related to our payment processing services. As of December 31, 2024 and 2023, we had $343.2 million and $274.7 million, respectively, of cash collected on behalf of our merchants. The cash is held in accounts with various major financial institutions in the U.S. and Canada in an amount equal to at least 100% of the aggregate amount owed to our merchants. These balances can significantly fluctuate between periods due to activity at the end of the period and the day in which the period ends. Certain settlement assets are swept into overnight money market accounts on a daily basis.

Long-Term Debt. The fair value of our convertible debt is exposed to market risk. We do not carry our convertible debt at fair value but present the fair value for disclosure purposes (see Note 2 to our Financial Statements). Generally, the fair value of our convertible debt is impacted by changes in interest rates and changes in the price and volatility of our common stock. As of December 31, 2024, the fair value of the 2023 Convertible Notes was estimated at $429.1 million, using quoted market prices.

Foreign Currency Exchange Rate Risk

Due to foreign operations around the world, our financial statements are exposed to foreign currency exchange risk due to the fluctuations in the value of currencies in which we conduct business. Our principal currency exposures include the British Pound, Euro, Australian Dollar, Saudi Riyal, and South African Rand. While we attempt to maximize natural hedges by incurring expenses in the same currency in which we contract revenue, the related expenses for that revenue could be in one or more differing currencies than the revenue stream. In particular, if the U.S. Dollar were to strengthen it would reduce the reported amount of our foreign-denominated cash, cash equivalents, trade receivables, revenue, and expenses that we translate into U.S. Dollars and report in our consolidated financial statements for, and as of the end of, each reporting period. We have removed our previous tabular presentation of the carrying amounts of our monetary assets and monetary liabilities on the books of our non-U.S. subsidiaries in currencies denominated in a currency other than the functional currency of those non-U.S. subsidiaries as other than the U.S. Dollar, they were not material in any period presented.

During the year ended December 31, 2024, we generated approximately 89% of our revenue in U.S. dollars. We expect that, in the foreseeable future, we will continue to generate a very large percentage of our revenue in U.S. dollars.

We have analyzed our foreign currency exposure as of December 31, 2024. A hypothetical adverse change of 10% in the December 31, 2024 exchange rates would not have had a material impact upon our results of operations.

0002509180464 3

Item 8. Financial Statements and Supplementary Data

CSG SYSTEMS INTERNATIONAL, INC.

CONSOLIDATED FINANCIAL STATEMENTS

INDEX

Management's Report on Internal Control Over Financial Reporting	38
Reports of Independent Registered Public Accounting Firm (PCAOB: 185)	39
Consolidated Balance Sheets as of December 31, 2024 and 2023	42
Consolidated Statements of Income for the Years Ended December 31, 2024, 2023, and 2022	43
Consolidated Statements of Comprehensive Income for the Years Ended December 31, 2024, 2023, and 2022	44
Consolidated Statements of Stockholders' Equity for the Years Ended December 31, 2024, 2023, and 2022	45
Consolidated Statements of Cash Flows for the Years Ended December 31, 2024, 2023, and 2022	46
Notes to Consolidated Financial Statements	47

20250918046444

Management's Report on Internal Control Over Financial Reporting

Management of CSG Systems International, Inc. and subsidiaries (the "Company") is responsible for establishing and maintaining adequate internal control over financial reporting as defined in Rule 13a-15(f) or 15d-15(f) under the Securities Exchange Act of 1934, as amended. The Company's internal control over financial reporting is designed to provide reasonable assurance regarding the reliability of financial reporting and the preparation of financial statements for external purposes in accordance with U.S. generally accepted accounting principles. The Company's internal control over financial reporting includes those policies and procedures that:

(i) Pertain to the maintenance of records that, in reasonable detail, accurately and fairly reflect the transactions and dispositions of the assets of the Company;

(ii) Provide reasonable assurance that transactions are recorded as necessary to permit preparation of financial statements in accordance with U.S. generally accepted accounting principles, and that receipts and expenditures of the Company are being made only in accordance with authorizations of management and directors of the Company; and

(iii) Provide reasonable assurance regarding prevention or timely detection of unauthorized acquisition, use or disposition of the Company's assets that could have a material effect on the financial statements.

Because of its inherent limitations, internal control over financial reporting may not prevent or detect misstatements. Also, projections of any evaluation of effectiveness to future periods are subject to the risk that controls may become inadequate because of changes in conditions, or that the degree of compliance with the policies and procedures may deteriorate.

Management assessed the effectiveness of the Company's internal control over financial reporting as of December 31, 2024. In making this assessment, management used the criteria set forth by the Committee of Sponsoring Organizations of the Treadway Commission (COSO) in *Internal Control-Integrated Framework (2013)*.

Based on our assessment, management believes that the Company maintained effective internal control over financial reporting as of December 31, 2024.

The Company's independent registered public accounting firm, KPMG LLP, has issued an attestation report on the effectiveness of the Company's internal control over financial reporting as of December 31, 2024. That report appears immediately following.

20250918046645

Report of Independent Registered Public Accounting Firm

To the Stockholders and Board of Directors
CSG Systems International, Inc.:

Opinion on Internal Control Over Financial Reporting
We have audited CSG Systems International, Inc. and subsidiaries' (the Company) internal control over financial reporting as of December 31, 2024, based on criteria established in *Internal Control – Integrated Framework (2013)* issued by the Committee of Sponsoring Organizations of the Treadway Commission. In our opinion, the Company maintained, in all material respects, effective internal control over financial reporting as of December 31, 2024, based on criteria established in *Internal Control – Integrated Framework (2013)* issued by the Committee of Sponsoring Organizations of the Treadway Commission.

We also have audited, in accordance with the standards of the Public Company Accounting Oversight Board (United States) (PCAOB), the consolidated balance sheets of the Company as of December 31, 2024 and 2023, the related consolidated statements of income, comprehensive income, stockholders' equity, and cash flows for each of the years in the three-year period ended December 31, 2024, and the related notes (collectively, the consolidated financial statements), and our report dated February 20, 2025 expressed an unqualified opinion on those consolidated financial statements.

Basis for Opinion
The Company's management is responsible for maintaining effective internal control over financial reporting and for its assessment of the effectiveness of internal control over financial reporting, included in the accompanying Management's Report on Internal Control Over Financial Reporting. Our responsibility is to express an opinion on the Company's internal control over financial reporting based on our audit. We are a public accounting firm registered with the PCAOB and are required to be independent with respect to the Company in accordance with the U.S. federal securities laws and the applicable rules and regulations of the Securities and Exchange Commission and the PCAOB.

We conducted our audit in accordance with the standards of the PCAOB. Those standards require that we plan and perform the audit to obtain reasonable assurance about whether effective internal control over financial reporting was maintained in all material respects. Our audit of internal control over financial reporting included obtaining an understanding of internal control over financial reporting, assessing the risk that a material weakness exists, and testing and evaluating the design and operating effectiveness of internal control based on the assessed risk. Our audit also included performing such other procedures as we considered necessary in the circumstances. We believe that our audit provides a reasonable basis for our opinion.

Definition and Limitations of Internal Control Over Financial Reporting
A company's internal control over financial reporting is a process designed to provide reasonable assurance regarding the reliability of financial reporting and the preparation of financial statements for external purposes in accordance with generally accepted accounting principles. A company's internal control over financial reporting includes those policies and procedures that (1) pertain to the maintenance of records that, in reasonable detail, accurately and fairly reflect the transactions and dispositions of the assets of the company; (2) provide reasonable assurance that transactions are recorded as necessary to permit preparation of financial statements in accordance with generally accepted accounting principles, and that receipts and expenditures of the company are being made only in accordance with authorizations of management and directors of the company; and (3) provide reasonable assurance regarding prevention or timely detection of unauthorized acquisition, use, or disposition of the company's assets that could have a material effect on the financial statements.

Because of its inherent limitations, internal control over financial reporting may not prevent or detect misstatements. Also, projections of any evaluation of effectiveness to future periods are subject to the risk that controls may become inadequate because of changes in conditions, or that the degree of compliance with the policies or procedures may deteriorate.

/s/ KPMG LLP

Omaha, Nebraska
February 20, 2025

202509180464 6

Report of Independent Registered Public Accounting Firm

To the Stockholders and Board of Directors
CSG Systems International, Inc.:

Opinion on the Consolidated Financial Statements
We have audited the accompanying consolidated balance sheets of CSG Systems International, Inc. and subsidiaries (the Company) as of December 31, 2024 and 2023, the related consolidated statements of income, comprehensive income, stockholders' equity, and cash flows for each of the years in the three-year period ended December 31, 2024, and the related notes (collectively, the consolidated financial statements). In our opinion, the consolidated financial statements present fairly, in all material respects, the financial position of the Company as of December 31, 2024 and 2023, and the results of its operations and its cash flows for each of the years in the three-year period ended December 31, 2024, in conformity with U.S. generally accepted accounting principles.

We also have audited, in accordance with the standards of the Public Company Accounting Oversight Board (United States) (PCAOB), the Company's internal control over financial reporting as of December 31, 2024, based on criteria established in *Internal Control – Integrated Framework (2013)* issued by the Committee of Sponsoring Organizations of the Treadway Commission, and our report dated February 20, 2025 expressed an unqualified opinion on the effectiveness of the Company's internal control over financial reporting.

Basis for Opinion
These consolidated financial statements are the responsibility of the Company's management. Our responsibility is to express an opinion on these consolidated financial statements based on our audits. We are a public accounting firm registered with the PCAOB and are required to be independent with respect to the Company in accordance with the U.S. federal securities laws and the applicable rules and regulations of the Securities and Exchange Commission and the PCAOB.

We conducted our audits in accordance with the standards of the PCAOB. Those standards require that we plan and perform the audit to obtain reasonable assurance about whether the consolidated financial statements are free of material misstatement, whether due to error or fraud. Our audits included performing procedures to assess the risks of material misstatement of the consolidated financial statements, whether due to error or fraud, and performing procedures that respond to those risks. Such procedures included examining, on a test basis, evidence regarding the amounts and disclosures in the consolidated financial statements. Our audits also included evaluating the accounting principles used and significant estimates made by management, as well as evaluating the overall presentation of the consolidated financial statements. We believe that our audits provide a reasonable basis for our opinion.

Critical Audit Matter
The critical audit matter communicated below is a matter arising from the current period audit of the consolidated financial statements that was communicated or required to be communicated to the audit committee and that: (1) relates to accounts or disclosures that are material to the consolidated financial statements and (2) involved our especially challenging, subjective, or complex judgments. The communication of a critical audit matter does not alter in any way our opinion on the consolidated financial statements, taken as a whole, and we are not, by communicating the critical audit matter below, providing a separate opinion on the critical audit matter or on the accounts or disclosures to which it relates.

Agreements with significant customers
As discussed in Note 3 to the consolidated financial statements, the Company generated 39% of its revenue from its two largest customers (significant customers). The agreements with these significant customers are complex and subject to modification in the form of amendments, change requests, or statements of work, which can occur frequently. The accounting for these agreements requires significant judgments to be made by the Company, specifically whether a new or revised agreement is treated as either a separate contract or modification of an existing contract. The judgments could significantly affect revenue recognized in any period.

We identified the evaluation of agreements with significant customers as a critical audit matter. Due to the subjectivity and complexity in the application of the portion of the accounting standard related to contract modifications, the assessment of the Company's judgments regarding whether each new or revised agreement is treated as a separate contract or modification of an existing contract required a higher degree of auditor judgment.

20250918046447

The following are the primary procedures we performed to address this critical audit matter. We evaluated the design and tested the operating effectiveness of certain internal controls related to the Company's revenue recognition process. This included controls over monitoring and evaluating agreements with significant customers. For certain new or revised agreements with significant customers, we obtained and read the agreement, performed an independent analysis of the accounting treatment as a separate contract or modification of an existing contract, and compared our conclusions to those made by the Company.

/s/ KPMG LLP

We have served as the Company's auditor since 2002.

Omaha, Nebraska
February 20, 2025

0002509180464B

CSG SYSTEMS INTERNATIONAL, INC.
CONSOLIDATED BALANCE SHEETS
(in thousands, except per share amounts)

	December 31, 2024	December 31, 2023
ASSETS		
Current assets:		
Cash and cash equivalents	$ 161,789	$ 186,264
Settlement and merchant reserve assets	343,235	274,699
Trade accounts receivable:		
Billed, net of allowance of $3,041 and $5,432	266,903	267,680
Unbilled	80,173	82,163
Income taxes receivable	2,600	1,345
Other current assets	46,182	50,075
Total current assets	900,882	862,226
Non-current assets:		
Property and equipment, net of depreciation of $133,514 and $121,816	56,595	65,545
Operating lease right-of-use assets	24,166	34,283
Software, net of amortization of $154,648 and $157,601	19,927	14,224
Goodwill	316,041	308,596
Acquired customer contracts, net of amortization of $133,279 and $126,469	39,377	35,879
Customer contract costs, net of amortization of $44,587 and $42,094	60,809	54,421
Deferred income taxes	73,295	57,855
Other assets	9,595	10,017
Total non-current assets	599,805	580,820
Total assets	$ 1,500,687	$ 1,443,046
LIABILITIES AND STOCKHOLDERS' EQUITY		
Current liabilities:		
Current portion of long-term debt	$ 7,500	$ 7,500
Operating lease liabilities	11,067	15,946
Customer deposits	41,448	41,035
Trade accounts payable	36,370	46,406
Accrued employee compensation	67,944	84,380
Settlement and merchant reserve liabilities	341,924	273,817
Deferred revenue	54,424	54,199
Income taxes payable	7,802	4,104
Other current liabilities	46,730	33,449
Total current liabilities	615,209	560,836
Non-current liabilities:		
Long-term debt, net of unamortized discounts of $12,128 and $15,628	530,997	534,997
Operating lease liabilities	25,020	34,360
Deferred revenue	26,469	23,447
Income taxes payable	2,732	3,041
Deferred income taxes	94	123
Other non-current liabilities	17,597	12,916
Total non-current liabilities	602,909	608,884
Total liabilities	1,218,118	1,169,720
Stockholders' equity:		
Preferred stock, par value $.01 per share; 10,000 shares authorized; zero shares issued and outstanding	-	-
Common stock, par value $.01 per share; 100,000 shares authorized; 5,513 and 6,781 shares reserved for employee stock purchase plan and stock incentive plans; 28,854 and 29,541 shares outstanding	718	713
Additional paid-in capital	518,215	490,947
Treasury stock, at cost; 41,583 and 40,398 shares	(1,194,224)	(1,136,055)
Accumulated other comprehensive income (loss):		
Unrealized gain on short-term investments, net of tax	-	1
Cumulative foreign currency translation adjustments	(62,290)	(50,414)
Accumulated earnings	1,020,150	968,134
Total stockholders' equity	282,569	273,326
Total liabilities and stockholders' equity	$ 1,500,687	$ 1,443,046

The accompanying notes are an integral part of these consolidated financial statements.

20250918046449

CSG SYSTEMS INTERNATIONAL, INC.
CONSOLIDATED STATEMENTS OF INCOME
(in thousands, except per share amounts)

	Year Ended December 31,		
	2024	2023	2022
Revenue	$ 1,197,248	$ 1,169,258	$ 1,089,752
Cost of revenue (exclusive of depreciation, shown separately below)	614,463	615,042	565,168
Other operating expenses:			
Research and development	158,194	143,201	137,913
Selling, general and administrative	258,313	247,613	238,018
Depreciation	21,622	23,189	23,598
Restructuring and reorganization charges	13,323	16,336	46,308
Total operating expenses	1,065,915	1,045,381	1,011,005
Operating income	131,333	123,877	78,747
Other income (expense):			
Interest expense	(30,469)	(31,176)	(16,432)
Interest income	8,685	4,336	877
Loss on derivative liability upon debt conversion	-	-	(7,456)
Other, net	2,723	(4,686)	5,045
Total other	(19,061)	(31,526)	(17,966)
Income before income taxes	112,272	92,351	60,781
Income tax provision	(25,420)	(26,105)	(16,721)
Net income	$ 86,852	$ 66,246	$ 44,060
Weighted-average shares outstanding:			
Basic	28,345	29,938	31,028
Diluted	28,665	30,115	31,298
Earnings per common share:			
Basic	$ 3.06	$ 2.21	$ 1.42
Diluted	3.03	2.20	1.41

The accompanying notes are an integral part of these consolidated financial statements.

0002509180465O

CSG SYSTEMS INTERNATIONAL, INC.
CONSOLIDATED STATEMENTS OF COMPREHENSIVE INCOME
(in thousands)

	Year Ended December 31,		
	2024	2023	2022
Net income	$ 86,852	$ 66,246	$ 44,060
Other comprehensive income (loss), net of tax:			
Foreign currency translation adjustments	(11,877)	8,416	(20,483)
Unrealized holding gain on short-term investments arising during period	-	-	7
Other comprehensive income (loss), net of tax	(11,877)	8,416	(20,476)
Total comprehensive income, net of tax	$ 74,975	$ 74,662	$ 23,584

The accompanying notes are an integral part of these consolidated financial statements.

202509180465

CSG SYSTEMS INTERNATIONAL, INC.
CONSOLIDATED STATEMENTS OF STOCKHOLDERS' EQUITY
(in thousands)

	Shares of Common Stock Outstanding	Common Stock	Additional Paid-in Capital	Treasury Stock	Accumulated Other Comprehensive Income (Loss)	Accumulated Earnings	Noncontrolling Interest	Total Stockholders' Equity
BALANCE, January 1, 2022	32,495	$ 705	$ 488,303	$ (930,106)	$ (38,353)	$ 916,060	$ 3,635	$ 440,244
Comprehensive income:								
Net income	-	-	-	-	-	44,060	-	
Unrealized gain on short-term investments, net of tax	-	-	-	-	7	-	-	
Foreign currency translation adjustments	-	-	-	-	(20,483)	-	-	
Total comprehensive income								23,584
Repurchase of common stock	(1,635)	(1)	(8,675)	(87,928)	-	-	-	(96,604)
Issuance of common stock pursuant to employee stock purchase plan	57	-	2,969	-	-	-	-	2,969
Issuance of restricted common stock pursuant to stock-based compensation plans	544	6	(6)	-	-	-	-	-
Cancellation of restricted common stock issued pursuant to stock-based compensation plans	(192)	(2)	2	-	-	-	-	-
Stock-based compensation expense	-	-	27,243	-	-	-	-	27,243
Settlement of convertible debt securities, net of tax	-	-	(4,845)	-	-	-	-	(4,845)
Adjustments due to adoption of new accounting standard	-	-	(9,802)	-	-	9,802	-	-
Dividends	-	-	-	-	-	(33,707)	-	(33,707)
Write-off of noncontrolling interest	-	-	-	-	-	-	(3,635)	(3,635)
BALANCE, December 31, 2022	31,269	708	495,189	(1,018,034)	(58,829)	936,215	-	355,249
Comprehensive income:								
Net income	-	-	-	-	-	66,246	-	
Foreign currency translation adjustments	-	-	-	-	8,416	-	-	
Total comprehensive income								74,662
Repurchase of common stock	(2,369)	(2)	(10,156)	(118,021)	-	-	-	(128,179)
Issuance of common stock pursuant to employee stock purchase plan	74	-	3,284	-	-	-	-	3,284
Issuance of restricted common stock pursuant to stock-based compensation plans	666	7	(7)	-	-	-	-	-
Cancellation of restricted common stock issued pursuant to stock-based compensation plans	(99)	-	-	-	-	-	-	-
Stock-based compensation expense	-	-	28,990	-	-	-	-	28,990
Purchase of capped call transactions, net of tax	-	-	(26,353)	-	-	-	-	(26,353)
Dividends	-	-	-	-	-	(34,327)	-	(34,327)
BALANCE, December 31, 2023	29,541	713	490,947	(1,136,055)	(50,413)	968,134	-	273,326
Comprehensive income:								
Net income	-	-	-	-	-	86,852	-	
Foreign currency translation adjustments	-	-	-	-	(11,877)	-	-	
Total comprehensive income								74,975
Repurchase of common stock	(1,362)	(1)	(9,361)	(58,169)	-	-	-	(67,531)
Issuance of common stock pursuant to employee stock purchase plan	73	-	3,072	-	-	-	-	3,072
Issuance of restricted common stock pursuant to stock-based compensation plans	777	8	(9)	-	-	-	-	(1)
Cancellation of restricted common stock issued pursuant to stock-based compensation plans	(175)	(2)	2	-	-	-	-	-
Stock-based compensation expense	-	-	33,564	-	-	-	-	33,564
Dividends	-	-	-	-	-	(34,836)	-	(34,836)
BALANCE, December 31, 2024	28,854	$ 718	$ 518,215	$ (1,194,224)	$ (62,290)	$ 1,020,150	$ -	$ 282,569

The accompanying notes are an integral part of these consolidated financial statements.

20250918046 52

CSG SYSTEMS INTERNATIONAL, INC.
CONSOLIDATED STATEMENTS OF CASH FLOWS
(in thousands)

	Year Ended December 31,		
	2024	2023	2022
Cash flows from operating activities:			
Net income	$ 86,852	$ 66,246	$ 44,060
Adjustments to reconcile net income to net cash provided by operating activities-			
Depreciation	22,061	23,585	27,967
Amortization	50,447	47,667	48,984
Asset impairments	717	2,061	31,761
Gain on lease modifications	(174)	(4,349)	-
(Gain) loss on unrealized foreign currency transactions and other, net	(525)	225	(85)
Loss on derivative liability upon debt conversion	-	-	7,456
Deferred income taxes	(16,503)	(23,560)	(27,627)
Stock-based compensation	33,564	28,990	27,243
Changes in operating assets and liabilities, net of acquired amounts:			
Trade accounts receivable, net	4,134	(22,401)	(51,005)
Other current and non-current assets and liabilities	(13,042)	(6,566)	(12,833)
Income taxes payable/receivable	2,126	(1,849)	9,336
Trade accounts payable and accrued liabilities	(38,486)	12,541	(36,971)
Deferred revenue	4,546	9,306	(4,689)
Net cash provided by operating activities	135,717	131,896	63,597
Cash flows from investing activities:			
Purchases of software, property, and equipment	(22,421)	(27,977)	(36,991)
Proceeds from sale/maturity of short-term investments	-	71	27,953
Business combinations, net of cash and settlement assets acquired of $46,432 in 2024	17,293	-	-
Net cash used in investing activities	(5,128)	(27,906)	(9,038)
Cash flows from financing activities:			
Proceeds from issuance of common stock	3,072	3,284	2,969
Payments of cash dividends	(26,608)	(33,930)	(33,475)
Repurchases of common stock	(67,745)	(127,065)	(96,720)
Deferred acquisition payments	(2,488)	(3,220)	(2,314)
Proceeds from long-term debt	15,000	470,000	290,000
Payments on long-term debt	(22,500)	(327,500)	(264,801)
Purchase of capped call transactions related to convertible notes	-	(34,298)	-
Payments of deferred financing costs	-	(14,539)	-
Payments on financing obligations	(2,538)	-	-
Settlement and merchant reserve activity	23,884	35,963	52,656
Net cash used in financing activities	(79,923)	(31,305)	(51,685)
Effect of exchange rate fluctuations on cash, cash equivalents, and restricted cash	(7,779)	2,173	(5,758)
Net increase (decrease) in cash, cash equivalents, and restricted cash	42,887	74,858	(2,884)
Cash, cash equivalents, and restricted cash, beginning of period	463,876	389,018	391,902
Cash, cash equivalents, and restricted cash, end of period	$ 506,763	$ 463,876	$ 389,018
Supplemental disclosures of cash flow information:			
Cash paid during the period for-			
Interest	$ 27,119	$ 24,730	$ 18,314
Income taxes	39,944	51,675	34,671
Non-cash investing and financing activities-			
Software, property, and equipment included in current and noncurrent liabilities	8,469	-	-
Reconciliation of cash, cash equivalents, and restricted cash:			
Cash and cash equivalents	$ 161,789	$ 186,264	$ 150,365
Settlement and merchant reserve assets	343,235	274,699	238,653
Restricted cash included in current and non-current assets	1,739	2,913	-
Total cash, cash equivalents, and restricted cash	$ 506,763	$ 463,876	$ 389,018

The accompanying notes are an integral part of these consolidated financial statements.

20250918046533

NOTES TO CONSOLIDATED FINANCIAL STATEMENTS

1. General

CSG Systems International, Inc. (the "Company", "CSG", or forms of the pronoun "we"), a Delaware corporation, was formed in October 1994 and is based in Denver, Colorado. We are a purpose-driven, SaaS platform company with revenue management and digital monetization, customer experience, and payments solutions serving a wide variety of industry verticals. Our cloud-first architecture and customer-centric approach help companies around the world acquire, monetize, engage, and retain their B2B (business-to-business), B2C (business-to-consumer), and B2B2X (business-to-business-to-consumer) customers. Over the years, we have focused our research and development ("R&D") and acquisition investments on expanding our solution set to address the complex, transformative needs of our customers. We are a member of the S&P SmallCap 600 and Russell 2000 indices.

The accompanying Consolidated Financial Statements ("Financial Statements") are prepared in conformity with generally accepted accounting principles ("GAAP") in the United States of America ("U.S.").

2. Summary of Significant Accounting Policies

Principles of Consolidation. Our Financial Statements include all of our accounts and our subsidiaries' accounts. All material intercompany accounts and transactions have been eliminated.

Translation of Foreign Currency. Our foreign subsidiaries generally use the local currency of the countries in which they operate as their functional currency. Their assets and liabilities are translated into U.S. dollars at the exchange rates in effect at the balance sheet date. Revenue, expenses, and cash flows are translated at the average exchange rates prevailing during the period. Foreign currency translation adjustments are included in comprehensive income in stockholders' equity. Foreign currency transaction gains and losses are included in the determination of net income.

Use of Estimates in Preparation of Our Financial Statements. The preparation of our Financial Statements requires management to make estimates and use assumptions that may affect the reported amounts of assets and liabilities and disclosure of contingent assets and liabilities as of the date of our Financial Statements and the reported amounts of revenue and expenses during the reporting period. Actual results could differ from those estimates. The more critical accounting estimates and related assumptions that may affect our financial position and results of operations are in the areas of: (i) revenue recognition; (ii) income taxes; and (iii) loss contingencies.

Revenue Recognition. We recognize revenue from our customer contracts when we satisfy our performance obligations by transferring control of a particular product or service, or group of products or services, to our customers, as described in more detail below. Taxes assessed on our products and services based on governmental authorities at the time of invoicing are generally excluded from our revenue.

SaaS and Related Solutions

Our SaaS and related solutions include: (i) our revenue management platform solutions; (ii) our managed services offering in which we operate software solutions (primarily our software solutions) on behalf of our customers; and (iii) our SaaS payments platform solutions.

We contract for our revenue management platform solutions using long-term arrangements whose terms have typically ranged from three to five years. These arrangements consist of a series of multiple services delivered daily or monthly, to include: (i) revenue management platforms; (ii) related products and services (e.g., field service management tools, consumer credit verifications, etc.); (iii) digital enablement and delivery functions; and (iv) customer statement invoice printing and mailing services. The fees for these services typically are billed to our customers monthly based upon actual monthly volumes and/or usage of services (e.g., the number of customer accounts maintained on our solutions, the number of transactions processed on our solutions, and/or the quantity and content of the monthly statements and mailings processed through our solutions).

For revenue management platform arrangements, the total contract consideration (including impacts of discounts, incentives, and/or service level agreements) is primarily variable dependent upon actual monthly volumes and/or usage of services; however, these contracts can also include ancillary fixed consideration in the form of one-time, monthly, or annual fees. The pricing of products and services in these contracts is generally at stand-alone selling price, with no allocation of value between the individual performance obligations. In situations where we do an allocation, we determine stand-alone selling price based on established pricing and/or cost, plus an applicable margin. Revenue is generally recognized based on activities performed over a series of daily or monthly periods.

We contract for managed services using long-term arrangements whose terms have typically ranged from three to five years. Under managed services arrangements, we operate software products (primarily our software solutions) on behalf of our customers: (i) out of a customer's data center; (ii) out of our data center; or (iii) out of a third-party data center. Managed services can also include us providing other services, such as transitional services, fulfillment, remittance processing, operational consulting, back office, and end-user billing services.

0002509180465 4

For managed services arrangements, the total contract consideration is typically a fixed monthly fee, but these contracts may also have variable fee components. The fees for these services typically are billed to our customers on a monthly basis. Unless managed services are included with a software license contract (as discussed further below), there is generally only one performance obligation and revenue is recognized for these arrangements on a ratable basis as the services are performed.

Our contracts for SaaS payments platform solutions are generally month-to-month or fixed term with automatic renewals. Services provided under these arrangements primarily include Automated Clearing House ("ACH") transaction processing, credit/debit card processing, web-based and telephone payment processing, and real-time check verification and authentication services. The fees for these services typically are billed on a monthly basis.

Our SaaS payments platform arrangements are comprised of one performance obligation. Revenue for these services is based primarily on a fee per transaction or a percentage of the transaction principal, and is recognized as delivered over a series of daily service periods. Transaction fees collected from merchants are recognized as revenue on a gross basis when we are the principal in completing the payment processing transaction. As a principal to the transaction, we control the service of processing payments on our platform. We bear primary responsibility for the fulfillment of the payment service, contract directly with the merchant, and have full discretion in determining the fee charged to our customers which is independent of the costs we incur when we utilize payment processors or other financial institutions to perform services on our behalf. We therefore bear full margin risk when completing a payment processing transaction. Transaction fees are primarily comprised of fees paid to third-party payment processors and other financial institutions and interchange fees paid in conjunction with the delivery of service to customers under our payments services contracts. These fees are recognized in cost of revenue.

Fees related to set-up or implementation activities for both SaaS and related solutions and managed services contracts are generally deferred and recognized ratably over the related service period to which the activities relate.

Depending on the significance of variable consideration, number of products/services, complex pricing structures, and long-term nature of these types of contracts, the judgments and estimates made in this area could have a significant effect on the amount and timing of revenue recognized in any period.

Software and Services

Our software and services revenue relates primarily to: (i) software license sales on either a perpetual or term license basis; and (ii) professional services to implement the software. Our software and services contracts are often contracted in bundled arrangements that include the software license and related implementation services, and may also include maintenance, managed services, and/or additional professional services.

For our software arrangements, total contract consideration is allocated between the separate performance obligations based on stand-alone selling prices for software licenses, cost plus applicable margin for third-party licenses and/or services, and established pricing for maintenance. The initial sale of our software products generally requires significant production, modification, or customization, such that the delivery of the software license and related professional services required to implement the software represent one combined performance obligation that is satisfied over time based on hours worked (i.e., hours-based method). We are using hours worked on the project, compared against total expected hours to complete the project, as the measure to determine progress toward completion as we believe it is the most appropriate metric to measure such progress. The software and services fees are generally fixed fees billed to our customers on a milestone or date basis.

The determination of the performance obligations and allocation of value for software license arrangements require significant judgment. We generally determine stand-alone selling prices using pricing calculations (which include regional market factors) for our software license fees and maintenance, and cost-plus margins for services. Additionally, our use of an hours-based method of accounting for software license and other professional services performance obligations that are satisfied over time requires estimates of the total expected hours necessary to complete a project. Changes in estimates as a result of additional information or experience on a project as work progresses are inherent characteristics of this method of revenue recognition as we are exposed to business risks in completing these types of performance obligations. The estimation process to support our hours-based recognition method is more difficult for projects of greater length and/or complexity. The judgments and estimates made for these types of obligations could: (i) have a significant effect on revenue recognized in any period by changing the amount and/or the timing of the revenue recognized; and/or (ii) impact the expected profitability of a project, including whether an overall loss on an arrangement has occurred. To mitigate the inherent risks in using this hours-based method, we track our current hours expended against our estimates on a periodic basis and continually reevaluate the appropriateness of our estimates.

In certain instances, we sell software license volume upgrades, which provide our customers with the right to use our software to process higher transaction volume levels. In these instances, we analyze the contract to determine if the volume upgrade is a separate performance obligation and if so, we recognize the value associated with the software license as revenue on the effective date of the volume upgrade.

0002509180465

A portion of our professional services revenue is contracted separately (e.g., business consulting services, etc.). Such contracts can either be on a fixed-price or time-and-materials basis. Revenue from fixed-price professional service contracts is recognized using an estimated hours-based method (discussed above), as these professional services represent a performance obligation that is satisfied over time. Revenue from professional services contracts billed on a time-and-materials basis is recognized as the services are performed.

Maintenance

Our maintenance revenue relates primarily to support of our software once it has been implemented and placed in service. Maintenance revenue is recognized ratably over the software maintenance period as services are provided. Our maintenance consists primarily of customer and product support, technical updates (e.g., bug fixes, etc.), and unspecified upgrades or enhancements to our software products. If specified upgrades or enhancements are offered in a contract, they are accounted for as a separate performance obligation. Maintenance may be invoiced to our customers on a monthly, quarterly, or annual basis.

Transaction Price Allocated to Remaining Performance Obligations

As of December 31, 2024, our aggregate amount of the transaction price allocated to the remaining performance obligations was approximately $1.9 billion, which is made up of fixed fee consideration and guaranteed minimums expected to be recognized in the future related to performance obligations that are unsatisfied (or partially unsatisfied). We expect to recognize over 70% of this amount by the end of 2027, with the remaining amount recognized by the end of 2036. We have excluded from this amount variable consideration expected to be recognized in the future related to performance obligations that are unsatisfied. The majority of our future revenue is related to our SaaS and related solutions customer contracts that includes variable consideration dependent upon a series of monthly volumes and/or daily usage of services and have contractual terms ending from 2025 through 2036.

Disaggregation of Revenue

The nature, amount, timing, and uncertainty of our revenue and how revenue and cash flows are affected by economic factors is most appropriately depicted by revenue type, geographic region, and customer vertical.

Revenue by type for 2024, 2023, and 2022 was as follows (in thousands):

	2024	2023	2022
Revenue:			
SaaS and related solutions	$ 1,069,325	$ 1,024,572	$ 956,995
Software and services	80,935	98,078	87,247
Maintenance	46,988	46,608	45,510
Total revenue	$ 1,197,248	$ 1,169,258	$ 1,089,752

We use the location of the customer as the basis of attributing revenue to geographic regions. Revenue by geographic region for 2024, 2023, and 2022, as a percentage of our total revenue, was as follows:

	2024	2023	2022
Americas (principally the U.S.)	87 %	86 %	85 %
Europe, Middle East, and Africa (principally Europe)	9 %	10 %	11 %
Asia Pacific	4 %	4 %	4 %
Total revenue	100 %	100 %	100 %

We generate our revenue primarily from the global communications markets; however, we serve an expanding group of customers in markets including retail, financial services, healthcare, insurance, and government entities. Revenue by customer vertical for 2024, 2023, and 2022, as a percentage of our total revenue, was as follows:

	2024	2023	2022
Broadband/Cable/Satellite	52 %	52 %	54 %
Telecommunications	18 %	20 %	20 %
Other	30 %	28 %	26 %
Total revenue	100 %	100 %	100 %

20250918046556

Billed and Unbilled Accounts Receivable. Billed accounts receivable represents our unconditional rights to consideration. Once invoiced, our payment terms are generally between 30-60 days. Unbilled accounts receivable represents our rights to consideration for work completed but not billed. Unbilled accounts receivable is transferred to billed accounts receivable when the rights become unconditional, which is generally at the time of invoicing.

The following table rolls forward our unbilled accounts receivable from January 1, 2023 to December 31, 2024 (in thousands):

	Unbilled Receivables
Beginning Balance, January 1, 2023	$ 52,830
Recognized during the period	287,844
Reclassified to receivables	(258,792)
Other	281
Ending Balance, December 31, 2023	82,163
Recognized during the period	267,879
Reclassified to receivables	(268,855)
Other	(1,014)
Ending Balance, December 31, 2024	$ 80,173

Deferred Revenue. Deferred revenue represents consideration received from customers in advance of services being performed.

The following table rolls forward our deferred revenue from January 1, 2023 to December 31, 2024 (in thousands):

	Deferred Revenue
Beginning Balance, January 1, 2023	$ 68,024
Revenue recognized that was included in deferred revenue at the beginning of the period	(45,699)
Consideration received in advance of services performed net of revenue recognized in the current period	55,920
Other	(599)
Ending Balance, December 31, 2023	77,646
Revenue recognized that was included in deferred revenue at the beginning of the period	(55,359)
Consideration received in advance of services performed net of revenue recognized in the current period	59,917
Other	(1,311)
Ending Balance, December 31, 2024	$ 80,893

Postage. We pass through to our customers the cost of postage that is incurred on behalf of those customers, and typically require an advance payment on expected postage costs. These advance payments are included in customer deposits in the accompanying Consolidated Balance Sheets ("Balance Sheets" or "Balance Sheet") and are classified as current liabilities regardless of the contract period. We net the cost of postage against the postage reimbursements and include the net amount (which is not material) in SaaS and related solutions revenue.

Cash and Cash Equivalents. We consider all highly liquid investments with original maturities of three months or less as of the date of purchase to be cash equivalents. As of December 31, 2024 and 2023, our cash equivalents consist primarily of institutional money market funds and time deposits held at major banks. For the cash and cash equivalents denominated in foreign currencies and/or located outside the U.S., we do not anticipate any material amounts being unavailable for use in running our business, but may face limitations on moving cash out of certain foreign jurisdictions due to currency controls and potential negative economic consequences.

Restricted Cash. Restricted cash includes cash that is legally or contractually restricted, as well as our settlement and merchant reserve assets (discussed below). The nature of the restrictions on our settlement and merchant reserve assets consists of contractual restrictions with the merchants and restrictions arising from our policy and intention. It has historically been our policy to segregate settlement and merchant reserve assets from our operating cash balances and our intention is to continue to do so. Our restricted cash mainly serves to collateralize bank and performance guarantees. As of December 31, 2024 and 2023, we had $1.7 million and $2.9 million, respectively, of restricted cash included in other current and non-current assets in our Balance Sheets.

20250918046457

Financial Instruments. Our financial instruments as of December 31, 2024 and 2023 include cash and cash equivalents, settlement and merchant reserve assets and liabilities, accounts receivable, accounts payable, and debt. Due to their short maturities, the carrying amounts of cash equivalents, settlement and merchant reserve assets and liabilities, accounts receivable, and accounts payable approximate their fair value. Valuation inputs used to measure the fair value of our cash equivalents held in money market funds and time deposits were derived from quoted market prices, which are considered Level 1 Inputs.

We have chosen not to record our debt at fair value, with changes recognized in earnings each reporting period. The following table indicates the carrying value and estimated fair value of our debt as of the indicated periods (in thousands):

	December 31, 2024		December 31, 2023	
	Carrying Value	Fair Value	Carrying Value	Fair Value
2023 Convertible Notes (par value)	$ 425,000	$ 429,144	$ 425,000	$ 428,506
2021 Credit Agreement (carrying value including current maturities)	125,625	125,625	133,125	133,125

The fair value of our convertible notes was estimated based upon quoted market prices or recent sales activity, while the fair value of our credit agreement was estimated using a discounted cash flow methodology, both of which are considered Level 2 inputs. See Note 5 for discussion regarding our debt.

Settlement and Merchant Reserve Assets and Liabilities. Settlement assets and settlement liabilities represent cash collected on behalf of merchants via payments processing services which is held for an established holding period until settlement with the customer. The holding period is generally one to four business days depending on the payment model and contractual terms with the customer. During the holding period, cash is subject to restriction and segregation based on the nature of our custodial relationship with the merchants. Should we fail to remit these funds to our merchants, the merchant's sole recourse would be against us, for payment. These rights and obligations are set forth in the contracts between us and the merchants. Settlement assets are held with various major financial institutions and a corresponding liability is recorded for the amounts owed to the customer. At any given time, there may be differences between the cash held and the corresponding liability due to the timing of operating-related cash transfers.

Merchant reserve assets/liabilities represent deposits collected from merchants to mitigate our risk of loss due to nonperformance of settlement obligations initiated by those merchants using our payments processing services, or non-payment by customers for services rendered by us. We perform a credit risk evaluation on each customer based on multiple criteria, which provides the basis for the deposit amount required for each merchant. For the duration of our relationship with each merchant, we hold their reserve deposits with major financial institutions. We hold these funds in separate accounts and are offset by corresponding liabilities.

The following table summarizes our settlement and merchant reserve assets and liabilities as of the indicated periods (in thousands):

	December 31, 2024		December 31, 2023	
	Assets	Liabilities	Assets	Liabilities
Settlement assets/liabilities	$ 330,769	$ 329,458	$ 260,712	$ 259,825
Merchant reserve assets/liabilities	12,466	12,466	13,987	13,992
Total	$ 343,235	$ 341,924	$ 274,699	$ 273,817

Concentrations of Credit Risk. In the normal course of business, we are exposed to credit risk. The principal concentrations of credit risk relate to cash deposits, cash equivalents, and accounts receivable. We regularly monitor credit risk exposures and take steps to mitigate the likelihood of these exposures resulting in a loss. We hold our cash deposits and cash equivalents with financial institutions we believe to be of sound financial condition.

We generally do not require collateral or other security to support accounts receivable. We evaluate the creditworthiness of our customers in conjunction with our revenue recognition process, as well as through our ongoing collectability assessment process for accounts receivable. We maintain an allowance for expected losses based upon factors surrounding the credit risk of specific customers, historical trends, and other information. We use various judgments and estimates in determining the adequacy of the allowance for expected losses. See Note 3 for additional details of our concentration of accounts receivable.

The activity in our allowance for expected losses is as follows (in thousands):

	2024	2023	2022
Balance, beginning of year	$ 5,432	$ 5,528	$ 4,250
Additions to/(reversals of) expense	(951)	1,765	1,295
Write-offs	(1,419)	(1,767)	(8)
Other	(21)	(94)	(9)
Balance, end of year	$ 3,041	$ 5,432	$ 5,528

202509180465

Property and Equipment. Property and equipment are recorded at cost (or at estimated fair value if acquired in a business combination) and are depreciated over their estimated useful lives ranging from three to ten years. Leasehold improvements are depreciated over the shorter of their economic life or the lease term. Depreciation expense is computed using the straight-line method for financial reporting purposes. Depreciation expense for property and equipment is reflected in our Consolidated Statements of Income ("Income Statement" or "Income Statements") separately in the aggregate and is not included in the cost of revenue or the other components of operating expenses, except for accelerated depreciation expense that is included in our restructuring and reorganization charges (see Note 8).

Software. We spend substantial amounts on R&D, particularly for new solutions and enhancements of existing products and services. For development of software solutions that are to be licensed by us, we expense all costs related to the development of the software until technological feasibility is established. For development of software to be used internally (e.g., cloud-based systems software), we expense all costs prior to the application development stage.

During 2024, 2023, and 2022, we spent $158.2 million, $143.2 million, and $137.9 million, respectively, on R&D projects. We did not capitalize any R&D costs in 2024, 2023, and 2022, as the costs subject to capitalization during these periods were not material. We did not have any capitalized R&D costs included in our December 31, 2024 and 2023 Balance Sheets.

Realizability of Long-Lived Assets. We evaluate our long-lived assets, other than goodwill, for possible impairment whenever events or changes in circumstances indicate that the carrying value of these assets may not be recoverable. A long-lived asset is impaired if estimated future undiscounted cash flows associated with that asset are insufficient to recover the carrying amount of the long-lived asset. If deemed impaired, the long-lived asset is written down to its estimated fair value.

Goodwill. We evaluate our goodwill for impairment on an annual basis, as well as we may evaluate our goodwill on a more periodic basis (e.g., quarterly) if events occur or circumstances change that could indicate a potential impairment may have occurred. Goodwill is considered impaired if the carrying value of the reporting unit which includes the goodwill is greater than the estimated fair value of the reporting unit.

Contingencies. We accrue for a loss contingency when: (i) it is probable that an asset has been impaired, or a liability has been incurred; and (ii) the amount of the loss can be reasonably estimated. The determination of loss contingencies is subject to various judgments and estimates. We do not record the benefit from a gain contingency until the benefit is realized.

Earnings Per Common Share ("EPS"). Basic and diluted EPS amounts are presented on our Income Statements. The reconciliation of the basic and diluted EPS denominators related to the common shares is included in the following table (in thousands):

	2024	2023	2022
Basic weighted-average common shares	28,345	29,938	31,028
Dilutive effect of restricted common stock	320	177	270
Diluted weighted-average common shares	28,665	30,115	31,298

The dilutive effect of time-based awards is computed using the treasury stock method. The dilutive effect of performance-based and market-based awards is computed based on the number of shares that would be issued as if the end of the reporting period was the end of the performance period. The dilutive effect of the 2023 Convertible Notes is computed using the if-converted method and will only have an effect in those quarterly periods in which our average stock price exceeds the current effective conversion price.

Potentially dilutive common shares related to non-participating unvested restricted stock were excluded from the computation of diluted EPS, as the effect was anti-dilutive, and were not material in any period presented.

Stock-Based Compensation. Stock-based compensation represents the cost related to stock-based awards granted to employees and non-employee directors. We measure stock-based compensation cost at the grant date of the award, based on the estimated fair value of the award, and recognize the cost (net of estimated forfeitures) over the requisite service period.

Income Taxes. We account for income taxes using the asset and liability method. Under this method, income tax expense is recognized for the amount of taxes payable or refundable for the current year. Deferred tax assets and liabilities are recognized for expected future tax consequences of temporary differences between the financial reporting and tax basis of assets and liabilities using enacted tax rates in effect for the year in which the differences are expected to reverse. The effect of a change in tax rates on deferred tax assets and liabilities is recognized in income in the period that includes the enactment date.

20250918046599

Accounting Pronouncements Adopted. Effective for the year ended December 31, 2024, we adopted ASU No. 2023-07, *Segment Reporting (Topic 280)*, ("ASU 2023-07"), which enhances reportable segment disclosure requirements in part by requiring entities to disclose significant expenses related to their reportable segments. ASU 2023-07 also requires disclosure of the title and position of the company's Chief Operating Decision Maker ("CODM") and how the CODM uses financial reporting to assess segment performance and allocate resources. The adoption of this standard only impacts disclosures and did not have a material impact on our Financial Statements.

Effective January 1, 2022, we adopted ASU No. 2020-06, *Accounting for Convertible Instruments and Contracts in an Entity's Own Equity.* ("ASU 2020-06"), which simplified the accounting for certain financial instruments with characteristics of liabilities and equity, including convertible instruments and contracts in an entity's own equity. ASU 2020-06 also amended the related EPS guidance. We adopted ASU 2020-06 using the modified retrospective transition method and recorded a $9.8 million cumulative-effect adjustment to our accumulated earnings and additional paid-in capital balances.

Accounting Pronouncements Issued but Not Yet Effective. In December 2023, the Financial Accounting Standards Board ("FASB") issued ASU No. 2023-09, *Income Taxes (Topic 740): Improvements to Income Tax Disclosures* ("ASU 2023-09"), which requires entities to disclose more detailed information about their effective tax rate reconciliation as well as information on income taxes paid. ASU 2023-09 is effective for fiscal years beginning after December 15, 2024. The adoption of this standard only impacts disclosures and is not expected to have a material impact on our Financial Statements.

In November 2024, the FASB issued ASU No. 2024-03, *Income Statement – Reporting Comprehensive Income – Expense Disaggregation Disclosures (Subtopic 220-40)* ("ASU 2024-03"), which requires entities to disclose disaggregated information about certain income statement expense line items in the notes to their financial statements on an annual and interim basis. ASU 2024-03 is effective for fiscal years beginning after December 15, 2026, and interim reporting periods beginning after December 15, 2027, with early adoption permitted. We are currently in the process of evaluating the impact of this ASU on our Financial Statements and related disclosures.

3. Segment Reporting and Significant Concentration

Segment Information. Our CODM is our President and Chief Executive Officer. We have evaluated how our CODM has organized our Company for purposes of making operating decisions, preparing budgets and forecasts, setting targets, allocating resources, and assessing performance. Our CODM manages all business activities on a consolidated basis, and as a result, we have concluded that as of December 31, 2024, there is one reportable segment.

Our one segment provides solutions and services that help companies around the world monetize and digitally enable the customer experience by accurately capturing, managing, generating, and optimizing the interactions and revenue associated with their customers. We generate a substantial percentage of our revenue from customers utilizing Advanced Convergent Platform ("ACP"), a private SaaS platform, and related solutions (e.g., service technician management, analytics, electronic bill presentment, etc.) within the North American communications markets. In addition, a smaller portion of our revenue is generated from our public SaaS revenue management and payments platforms, serving customers globally. In addition, we license certain solutions (e.g., mediation, partner management, rating, and charging) and provide our professional services to implement, configure, and maintain these solutions. These solutions are sometimes provided under a managed service arrangement, where we assume long-term responsibility for delivering and maintaining our solutions and related operations under a defined scope and specified service levels.

The accounting policies of our one segment are the same as those described in the summary of significant accounting policies (see Note 2). As our one segment is managed on a consolidated basis, our measure of segment profit or loss is consolidated net income. Our CODM uses consolidated net income to assess the performance of our one segment and decide how and where to allocate resources and reinvest profits into the business in areas such as R&D, business and/or asset acquisitions, investments in market share expansion with our existing and potential new customers, talent, technology, the repurchase of our common stock, and/or the payment of dividends. Net income, and components of net income, are used to monitor actual performance and are compared to budgeted and forecasted results to assess the performance of our one segment, set targets, and establish management's incentive compensation. The measure of consolidated segment assets is reported on our Balance Sheets as total assets. We do not have intra-entity sales or transfers.

0002509180460

We regularly provide our CODM a reporting package that shows our results by functional expenses, similar to our Income Statements. However, for purposes of this reporting package, depreciation is included in these functional expense categories, rather than broken out separately. Additionally, certain expenses such as restructuring and reorganization charges, executive transition costs, and acquisition-related charges, along with non-cash charges such as stock-based compensation and amortization of acquired intangibles, are excluded. The following table provides the significant expenses that are regularly provided to our CODM for our one segment, the required disclosable amounts that are included in consolidated net income, and a reconciliation to consolidated net income for the following years:

	2024	2023	2022
Revenue	$ 1,197,248	$ 1,169,258	$ 1,089,752
Less:			
Cost of revenue:			
Transaction fees	97,857	87,430	75,679
All other (1)	513,237	530,109	488,934
Total cost of revenue	611,094	617,539	564,613
Research and development (1)	155,638	142,962	137,102
Selling and marketing (1)	114,323	114,207	111,693
General and administrative (1)	116,761	108,823	107,513
Restructuring and reorganization charges (1)	13,323	16,336	46,308
Stock-based compensation	34,385	29,480	27,945
Other segment items (2)	8,983	16,384	17,365
Interest expense	30,469	31,176	16,432
Income tax provision	25,420	26,105	16,721
Segment net income	86,852	66,246	44,060
Reconciliation of profit or loss:			
Adjustments and reconciling items	-	-	-
Consolidated net income	$ 86,852	$ 66,246	$ 44,060

(1) These functional expense lines include depreciation expense, which is presented separately on our Income Statements.

(2) Other segment items include acquisition-related costs (both transaction-related and amortization of acquired intangible assets), executive transition costs, interest income, loss on derivative liability upon debt conversion, and foreign currency gains/losses.

Depreciation expense and interest income are separately disclosed on our Income Statements. Amortization expense is separately disclosed on our Statements of Cash Flows and is discussed in Note 4.

Geographic Concentration. We use the location of the customer as the basis of attributing revenue to geographic location. Revenue from countries exceeding 10% of our total revenue for the following years were as follows:

	2024	2023	2022
United States	$ 978,308	$ 935,391	$ 869,486
All other	218,940	233,867	220,266
Total revenue	$ 1,197,248	$ 1,169,258	$ 1,089,752

Long-lived assets (principally, property and equipment, operating lease right-of-use assets, software, acquired customer contracts, and customer contract costs) classified by the location of the controlling statutory company for countries exceeding 10% of the total long lived asset balance for the following years were as follows:

	2024	2023	2022
United States	$ 172,412	$ 175,997	$ 210,656
All other	28,462	28,355	33,744
Total long-lived assets	$ 200,874	$ 204,352	$ 244,400

0002509180466

Customer Concentration. A large percentage of our revenue is generated from a limited number of customers in the global communications industry, with our three largest customers being Charter Communications, Inc. ("Charter"), Comcast Corporation ("Comcast"), and DISH Network L.L.C.

Revenue from customers exceeding 10% of our total revenue for the following years were as follows:

	2024	2023	2022
Charter	20 %	21 %	20 %
Comcast	19 %	18 %	20 %

As of December 31, 2024 and 2023, the percentage of net billed accounts receivable balances attributable to these customers were as follows:

	As of December 31,	
	2024	2023
Charter	20 %	23 %
Comcast	17 %	17 %

We expect to continue to generate a large percentage of our future revenue from our significant customers. There are inherent risks whenever a large percentage of total revenue is concentrated with a limited number of customers. Should a significant customer: (i) terminate or fail to renew their contracts with us, in whole or in part for any reason; (ii) significantly reduce the number of customer accounts processed on our solutions, the price paid for our services, or the scope of services that we provide; or (iii) experience financial or operating difficulties, it could have a material adverse effect on our financial position and results of operations.

4. Goodwill and Long-Lived Assets

Property and Equipment. Property and equipment as of December 31, 2024 and 2023 consisted of the following (in thousands, except years):

	Useful Lives (Years)	December 31, 2024	December 31, 2023
Computer equipment	3-6	$ 94,574	$ 89,946
Leasehold improvements	10	25,415	27,134
Operating equipment	3-8	67,651	67,825
Furniture and fixtures	8	2,469	2,456
		190,109	187,361
Less – accumulated depreciation		(133,514)	(121,816)
Property and equipment, net		$ 56,595	$ 65,545

Goodwill. We do not have any intangible assets with indefinite lives other than goodwill. A rollforward of goodwill for 2023 and 2024 is as follows (in thousands):

January 1, 2023 balance	$ 304,036
Adjustments related to prior acquisitions	(20)
Impairment charge related to Keydok, LLC	(1,118)
Effects of changes in foreign currency exchange rates	5,698
December 31, 2023 balance	308,596
Goodwill acquired during the period	10,662
Effects of changes in foreign currency exchange rates	(3,217)
December 31, 2024, balance	$ 316,041

The 2023 impairment charge relates to the decision to dissolve the Keydok, LLC ("Keydok") business, discussed in Note 8, and the 2024 goodwill acquired during the period relates to the acquisitions, discussed in Note 7.

202509180466 2

Other Intangible Assets. Our other intangible assets subject to ongoing amortization consist of acquired customer contracts and software.

Acquired Customer Contracts. As of December 31, 2024 and 2023, the carrying values of our acquired customer contracts were as follows (in thousands):

	December 31, 2024			December 31, 2023		
	Gross Carrying Amount	Accumulated Amortization	Net Amount	Gross Carrying Amount	Accumulated Amortization	Net Amount
Acquired customer contracts (1)	$ 172,656	$ (133,279)	$ 39,377	$ 162,348	$ (126,469)	$ 35,879

The aggregate amortization related to acquired customer contracts included in our operations for 2024, 2023, and 2022 was as follows (in thousands):

	2024	2023	2022
Acquired customer contracts amortization (1)	$ 11,346	$ 9,775	$ 11,605

(1) Acquired customer contracts represent assets acquired in our business acquisitions, to include the 2024 acquisitions discussed in Note 7. Acquired customer contracts are amortized over their estimated useful lives ranging from five to twenty years based on the approximate pattern in which the economic benefits of the intangible assets are expected to be realized, with the amortization expense included as cost of revenue in our Income Statements.

The remaining weighted-average amortization period of the acquired customer contracts as of December 31, 2024 was approximately 71 months. Based on the net carrying value of these acquired customer contracts, the estimated amortization for each of the five succeeding fiscal years ending December 31 will be: 2025 – $11.0 million; 2026 – $8.5 million; 2027 – $5.2 million; 2028 – $4.1 million; and 2029 – $3.2 million.

Software. As of December 31, 2024 and 2023, the carrying values of our software assets were as follows (in thousands):

	December 31, 2024			December 31, 2023		
	Gross Carrying Amount	Accumulated Amortization	Net Amount	Gross Carrying Amount	Accumulated Amortization	Net Amount
Acquired software (2)	$ 84,283	$ (79,843)	$ 4,440	$ 84,031	$ (77,520)	$ 6,511
Internal use software (3)	90,292	(74,805)	15,487	87,794	(80,081)	7,713
Total software	$ 174,575	$ (154,648)	$ 19,927	$ 171,825	$ (157,601)	$ 14,224

The aggregate amortization related to software included in our operations for 2024, 2023, and 2022 was as follows (in thousands):

	2024	2023	2022
Acquired software amortization (2)	$ 2,668	$ 2,410	$ 2,750
Internal use software amortization (3)	11,671	13,624	14,140
Total software amortization	$ 14,339	$ 16,034	$ 16,890

(2) Acquired software represents software and similar intellectual property rights acquired in our business acquisitions, which are amortized over their estimated useful lives ranging from two to eight years. The amortization of acquired software is reflected as a cost of revenue in our Income Statements.

(3) Internal use software represents: (i) third-party software licenses; and (ii) the internal and external costs related to the implementation of third-party software licenses. Internal use software is amortized over its estimated useful life ranging from one to ten years.

The remaining weighted-average amortization period of the software intangible assets as of December 31, 2024 was approximately 24 months. Based on the net carrying value of these intangible assets, the estimated amortization for each of the four succeeding fiscal years ending December 31 will be: 2025 – $11.4 million; 2026 – $6.7 million; 2027 – $1.7 million; and 2028 – $0.1 million; with the software intangible assets being fully amortized by the end of 2028.

20250918046633

Customer Contract Costs. As of December 31, 2024 and 2023, the carrying values of our customer contract cost assets, related to those contracts with a contractual term greater than one year, were as follows (in thousands):

	December 31, 2024			December 31, 2023		
	Gross Carrying Amount	Accumulated Amortization	Net Amount	Gross Carrying Amount	Accumulated Amortization	Net Amount
Customer contract incentives (4)	$ 5,035	$ (3,183)	$ 1,852	$ 7,027	$ (4,935)	$ 2,092
Capitalized costs (5)	82,363	(33,836)	48,527	71,976	(29,027)	42,949
Capitalized commission fees (6)	17,998	(7,568)	10,430	17,512	(8,132)	9,380
Total customer contract costs	$ 105,396	$ (44,587)	$ 60,809	$ 96,515	$ (42,094)	$ 54,421

The aggregate amortization related to our customer contract costs included in our operations for 2024, 2023, and 2022 was as follows (in thousands):

	2024	2023	2022
Customer contract incentives amortization (4)	$ 748	$ 1,136	$ 792
Capitalized costs amortization (5)	17,216	15,422	15,918
Capitalized commission fees amortization (6)	3,298	3,733	3,028
Total customer contract costs amortization	$ 21,262	$ 20,291	$ 19,738

(4) Customer contract incentives consist principally of incentives provided to new or existing customers to convert their customer accounts to, or retain their customer accounts on, our solutions. Customer contract incentives are amortized ratably over the contract period to include renewal periods, if applicable, which as of December 31, 2024, have termination dates that range from 2025 to 2030. The amortization of customer contract incentives is reflected as a reduction of revenue in our Income Statements.

(5) Capitalized costs are related to: (i) customer conversion/set-up activities; and (ii) direct material costs to fulfill long-term revenue management solutions and managed services arrangements. These costs are amortized over the contract period based on the transfer of goods or services to which the assets relate, which as of December 31, 2024, range from 2025 to 2036, and are included in cost of revenue in our Income Statements.

(6) Capitalized commission fees are incremental commissions paid as a result of obtaining a customer contract. These fees are amortized over the contract period based on the transfer of goods or services to which the assets relate, which as of December 31, 2024, range from 2025 to 2031, and are included in Selling, General, and Administrative ("SG&A") expenses in our Income Statements. Incremental commission fees incurred as a result of obtaining a customer contract are expensed when incurred if the amortization period of the asset that we otherwise would have recognized is one year or less.

5. Debt

As of December 31, 2024 and 2023, our long-term debt was as follows (in thousands):

	December 31, 2024	December 31, 2023
2023 Convertible Notes:		
2023 Convertible Notes – senior unsecured convertible notes, due September 2028, cash interest at 3.875%	$ 425,000	$ 425,000
Less – deferred financing costs	(10,618)	(13,216)
2023 Convertible Notes, net of unamortized discounts	414,382	411,784
2021 Credit Agreement:		
2021 Term Loan, due September 2026, interest at adjusted SOFR plus applicable margin (combined rate of 5.804% at December 31, 2024)	125,625	133,125
Less – deferred financing costs	(1,510)	(2,412)
2021 Term Loan, net of unamortized discounts	124,115	130,713
$450 million revolving loan facility, due September 2026, interest at adjusted SOFR plus applicable margin	-	-
Total debt, net of unamortized discounts	538,497	542,497
Current portion of long-term debt	(7,500)	(7,500)
Long-term debt, net of unamortized discounts	$ 530,997	$ 534,997

2023 Convertible Notes. In September 2023, we completed an offering of $425.0 million of 3.875% senior convertible notes due September 15, 2028 (the "2023 Convertible Notes") to qualified institutional buyers pursuant to Rule 144A under the Securities Act of 1933, as amended. The 2023 Convertible Notes are unsecured obligations and pay 3.875% annual cash interest, payable semiannually in arrears on March 15 and September 15 of each year.

0002509180466

The 2023 Convertible Notes will be convertible at the option of the noteholders before June 15, 2028, upon the occurrence of certain events. On or after June 15, 2028, and until the close of business on the second scheduled trading day immediately preceding September 15, 2028, the maturity date, noteholders may convert all or any portion of their notes at any time regardless of these conditions. The 2023 Convertible Notes will be convertible at a conversion rate of 14.0753 shares of our common stock per $1,000 principal amount of the 2023 Convertible Notes, which is equivalent to a conversion price of $71.05 per share of our common stock and the conversion rate and conversion price will be subject to adjustment upon the occurrence of certain events, in accordance with the terms of the indenture. Under the terms of the 2023 Convertible Notes, the conversion rate is adjusted for any quarterly dividends exceeding $0.28 per share. We are required to satisfy our conversion obligation as follows: (i) paying cash up to the aggregate principal amount of notes to be converted; and (ii) to the extent the value of our conversion obligation exceeds the par value, we will satisfy the remaining conversion obligation in our common stock, cash, or a combination thereof, at our election. As of December 31, 2024, none of the conditions to early convert have been met.

Holders may require us, subject to certain conditions, to repurchase all or a portion of their 2023 Convertible Notes for cash upon the occurrence of a fundamental change (as defined in the Indenture related to the 2023 Convertible Notes ("2023 Notes Indenture")). The repurchase price will be equal to the principal amount thereof plus accrued and unpaid interest to, but excluding, the repurchase date.

We may not redeem the 2023 Convertible Notes prior to September 21, 2026. On or after September 21, 2026, we may redeem for cash all or part of the 2023 Convertible Notes, subject to a partial redemption limitation that requires at least $100.0 million of the principal amount of the 2023 Convertible Notes to remain outstanding if the last reported sales price of our common stock has been at least 130% of the conversion price then in effect for at least 20 trading days (whether or not consecutive) during any 30 consecutive trading day period (including the last trading day of such period) ending on, and including, the trading day immediately preceding the date on which we provide notice of redemption. The redemption price will equal the principal amount of the 2023 Convertible Notes to be redeemed, plus accrued and unpaid interest to, but excluding, the redemption date. No sinking fund has been established for the 2023 Convertible Notes.

The 2023 Notes Indenture includes customary terms, including certain events of default after which the 2023 Convertible Notes may be due and payable immediately. The 2023 Notes Indenture contains customary affirmative covenants, including a reporting covenant.

In September 2023, in connection with the pricing of the 2023 Convertible Notes, we entered into privately negotiated capped call transactions (the "Capped Call Transactions") with certain of the initial purchasers of the 2023 Convertible Notes and other financial institutions (collectively, the "Option Counterparties"). We used $34.3 million of the net proceeds from the offering of the 2023 Convertible Notes to pay the premiums of the Capped Call Transactions.

The Capped Call Transactions cover, subject to anti-dilution adjustments substantially similar to those applicable to the 2023 Convertible Notes, 5.98 million shares of our common stock, the same number of shares of common stock underlying the 2023 Convertible Notes. The Capped Call Transactions will expire upon the maturity of the 2023 Convertible Notes.

The Capped Call Transactions are expected generally to reduce the potential dilution to our common stock upon conversion of the 2023 Convertible Notes and/or offset any cash payments we are required to make in excess of the principal amount of the 2023 Convertible Notes, in the event that the market price per share of common stock (as measured under the terms of the Capped Call Transactions) is greater than the strike price of the Capped Call Transactions. The strike price of the Capped Call Transactions initially corresponds to the initial conversion price of the 2023 Convertible Notes, or $71.05 per share of our common stock, plus any carryforward adjustments not yet effected. The Capped Call Transactions have an initial cap price of $96.52 per share of our common stock, which represents a premium of 80% over the last reported sale price of our common stock on the date the 2023 Convertible Notes were issued, subject to certain adjustments under the terms of the Capped Call Transactions.

The Capped Call Transactions are separate transactions entered into by us with the Option Counterparties. They are not part of the terms of the 2023 Convertible Notes and do not change the holders' rights under the 2023 Convertible Notes. The Capped Call Transactions do not meet the criteria for separate accounting as a derivative as they meet the criteria for equity classification. The premiums paid for the Capped Call Transactions of $34.3 million have been included as a reduction to additional paid-in capital, net of $7.9 million of deferred income taxes.

The proceeds from the sale of the 2023 Convertible Notes, net of financing costs, were $411.0 million. We used the net proceeds to: (i) repay the principal amount of $275.0 million of outstanding borrowings under our $450.0 million, five-year revolving loan facility; (ii) repurchase 1.7 million shares of our common stock for $90.1 million in privately negotiated transactions, concurrently with the pricing of the offering of the 2023 Convertible Notes; and (iii) pay the $34.3 million premium for the Capped Call Transactions. The remaining net proceeds were used for general corporate purposes.

In conjunction with the closing of the 2023 Convertible Notes, we incurred financing costs of $14.0 million which are being amortized to interest expense using the effective interest method through maturity.

0002509180466

2021 Credit Agreement. In September 2021, we entered into a $600.0 million credit agreement (the "2021 Credit Agreement") with a consortium of banks to replace our $350.0 million credit agreement ("2018 Credit Agreement").

The 2021 Credit Agreement provides borrowings in the form of: (i) a $150.0 million aggregate principal five-year term loan (the "2021 Term Loan"); and (ii) a $450.0 million aggregate principal five-year revolving loan facility (the "2021 Revolver"). With the $150.0 million proceeds from the 2021 Term Loan, we repaid the outstanding $120.0 million balance of the term loan under the 2018 Credit Agreement, resulting in a net increase of available cash of $30.0 million, a portion of which we used to pay certain fees and expenses in connection with the refinancing, and the remainder of which was used for general corporate purposes.

In April 2023, we entered into the First Amendment to the 2021 Credit Agreement (the "First Amendment"). The First Amendment replaced the interest rate benchmark, from LIBOR to the Secured Overnight Financing Rate ("SOFR"), and all references to "Eurodollar Borrowing(s)" or "Eurodollar Loans" were replaced with "Term SOFR Borrowing(s)" or "Term SOFR Loans". All Term SOFR Loans are subject to a 0.10% credit spread adjustment.

The interest rates under the 2021 Credit Agreement are based upon our choice of an adjusted SOFR rate plus an applicable margin of 1.375% - 2.125%, or an alternate base rate ("ABR") plus an applicable margin of 0.375% - 1.125%, with the applicable margin being determined in accordance with our then-net secured total leverage ratio. We pay a commitment fee of 0.150% - 0.325% of the average daily unused amount of the 2021 Revolver, with the commitment fee rate also determined in accordance with our then-net secured total leverage ratio.

The 2021 Credit Agreement contains customary affirmative, negative, and financial covenants that places limits on our ability to: (i) incur additional indebtedness; (ii) create liens on its property; (iii) make investments; (iv) enter into mergers and consolidations; (v) sell assets; (vi) declare dividends or repurchase shares; (vii) engage in certain transactions with affiliates; (viii) prepay certain indebtedness; and (ix) issue capital stock of subsidiaries. We must also meet certain financial covenants to include: (i) a maximum total leverage ratio; (ii) a maximum first-lien leverage ratio; and (iii) a minimum interest coverage ratio. In conjunction with the 2021 Credit Agreement, we entered into a security agreement in favor of Bank of America N.A., as collateral agent (the "Security Agreement"). Under the Security Agreement and 2021 Credit Agreement, certain of our domestic subsidiaries have guaranteed its obligations, and have pledged substantially all of our assets to secure the obligations under the 2021 Credit Agreement and such guarantees.

During 2024, we made $7.5 million of principal repayments on our 2021 Term Loan. Additionally, during 2024, we borrowed and subsequently repaid $15.0 million from our 2021 Revolver for general corporate purposes. As of December 31, 2024, we had no borrowings outstanding on our 2021 Revolver, and had issued standby letters of credit of $0.3 million that count against our available 2021 Revolver balance, leaving $449.7 million available to us.

As of December 31, 2024, our interest rate on the 2021 Term Loan was 5.804% (adjusted SOFR, credit spread adjustment of 0.10%, plus 1.375% per annum), effective through March 2025, and our commitment fee on the 2021 Revolver was 0.15%.

In September 2023, we entered into the Second Amendment to the 2021 Credit Agreement (the "Second Amendment"). The Second Amendment permitted the issuance and sale of the 2023 Convertible Notes and the related Capped Call Transactions (described above). In conjunction with the Second Amendment, we incurred financing costs of $0.5 million which when combined with the existing deferred financing costs totaled $3.2 million and is being amortized to interest expense using the effective interest method over the remaining term of the 2021 Credit Agreement.

2016 Convertible Notes. In March 2016, we completed an offering of $230.0 million of 4.25% senior convertible notes due March 15, 2036 (the "2016 Convertible Notes") to qualified institutional buyers pursuant to Rule 144A under the Securities Act of 1933, as amended.

In November 2021, we entered into the First Supplemental Indenture to the 2016 Notes Indenture, in which we made an irrevocable election to settle the par amount in cash. On December 15, 2021, we notified holders of the 2016 Convertible Notes that we elected a cash settlement method for any conversions of the 2016 Convertible Notes during the period of December 15, 2021 to March 14, 2022. On December 27, 2021, we notified holders of the 2016 Convertible Notes that we had elected to redeem all of the outstanding notes on March 15, 2022, at a redemption price of 100% of the principal amount.

During the conversion period, $229.1 million principal amount of the 2016 Convertible Notes were converted. On March 15, 2022, we paid each converting holder that exercised their conversion right, cash in an amount equal to $1,053.68 per each $1,000 principal amount of 2016 Convertible Notes being converted, for a total cash payment of $241.4 million. The remaining principal amount of $0.9 million that was not converted by the holders was redeemed and paid for on March 15, 2022 at a redemption price of 100% of the principal amount. Total settlement of the 2016 Convertible Notes was $242.3 million.

0002509180466

As a result of our irrevocable election made in December 2021 to settle all conversions during the conversion period in cash, a derivative liability was created and required to be separated from the debt upon conversion by the holders. We recognized a $7.5 million loss on derivative liability upon debt conversion due to the related change in our stock price over the 40 consecutive trading days during the period of January 12, 2022 to March 10, 2022 (the observation period). The loss was recorded to other income (expense) in our Income Statements with the remaining amount paid above par of $4.8 million, net of tax, recorded to additional paid-in capital.

Estimated Maturities on Long-Term Debt. As of December 31, 2024, the maturities of our long-term debt, based upon: (i) the maturity date of the 2023 Convertible Notes; and (ii) the mandatory repayment schedule for the 2021 Term Loan, were as follows (in thousands):

	2025	2026	2027	2028	Total
2023 Convertible Notes	$ -	$ -	$ -	$ 425,000	$ 425,000
2021 Term Loan	7,500	118,125	-	-	125,625
Total long-term debt repayments	$ 7,500	$ 118,125	$ -	$ 425,000	$ 550,625

Deferred Financing Costs. As of December 31, 2024, net deferred financing costs related to the 2023 Convertible Notes were $10.6 million and are being amortized to interest expense through the maturity date of the 2023 Convertible Notes (September 2028). As of December 31, 2024, net deferred financing costs related to the 2021 Credit Agreement were $1.5 million and are being amortized to interest expense over the related term of the 2021 Credit Agreement (through September 2026). The net deferred financing costs are presented as a reduction from the carrying amount of the corresponding debt liability in our Balance Sheets. Interest expense for 2024, 2023, and 2022 includes amortization of deferred financing costs of $3.7 million, $1.7 million, and $1.0 million, respectively. The weighted-average interest rate on our debt borrowings, amortization of deferred financing costs, and commitment fees on the revolving loan facility, for 2024, 2023, and 2022, was approximately 5%, 7%, and 4%, respectively.

Other. We finance certain of our internal use software. During 2024, we entered into two additional financing agreements at a total cost of $10.6 million with payments through 2027. As a result, as of December 31, 2024, we had $8.5 million outstanding under these agreements, of which $4.2 million was included in current liabilities and $4.3 million was included in non-current liabilities in our Balance Sheets. These arrangements are treated as non-cash investing and financing activities for purposes of our Consolidated Statements of Cash Flows ("Statements of Cash Flows").

6. Leases

We have operating leases for: (i) real estate which includes office space and our design and delivery centers; and (ii) our outsourced data center environment, as discussed further in Note 11. Our leases have remaining terms through 2033, some of which include options to extend the leases for up to an additional ten years. The exercise of lease renewal options is at our sole discretion. Additionally, certain of our leases include payments that are adjusted periodically for inflation.

We have made an accounting policy election not to recognize on our Balance Sheets leases with an initial term of twelve months or less, for any class of underlying asset. We have also made an election for real estate leases not to separate the lease and non-lease components, but rather account for the entire arrangement as a single lease component. For our outsourced data center environment agreement, we have concluded that there are lease and non-lease components and have allocated the consideration in the agreement on a relative stand-alone price basis. Due to the significant assumptions and judgments required in accounting for leases (to include whether a contract contains a lease, the allocation of the consideration, and the determination of the discount rate), the judgments and estimates made could have a significant effect on the amount of assets and liabilities recognized.

We sublease certain of our leased real estate to third parties. These subleases have remaining lease terms through 2031.

The components of lease expense for 2024, 2023, and 2022 were as follows (in thousands):

	2024	2023	2022
Operating lease expense	$ 13,222	$ 16,073	$ 21,516
Variable lease expense	2,847	3,299	4,103
Short-term lease expense	944	1,115	1,105
Sublease income	(1,746)	(2,691)	(2,246)
Total net lease expense	$ 15,267	$ 17,796	$ 24,478

The decrease in lease expense is due to our flexible work approach that began in 2022 and resulted in the consolidation and closure of office space at numerous of our leased real estate locations (see Note 8).

0002509180467

Other information related to leases for 2024, 2023, and 2022 was as follows (in thousands, except term and discount rate):

	2024	2023	2022
Supplemental Cash Flows Information:			
Cash paid for amounts included in the measurement of operating lease liabilities	$ 15,285	$ 20,559	$ 21,125
Right-of-use assets obtained in exchange for new operating lease liabilities	2,348	2,787	3,817
Weighted-average remaining lease term - operating leases	65 months	58 months	54 months
Weighted-average discount rate - operating leases	4.08 %	3.95 %	3.84 %

Future minimum lease payments under non-cancelable leases as of December 31, 2024 were as follows (in thousands):

2025	$ 12,274
2026	5,570
2027	5,119
2028	4,933
2029	4,278
Thereafter	8,492
Total future minimum lease payments (1)	40,666
Less: Interest (2)	(4,579)
Total	$ 36,087
Current operating lease liabilities	$ 11,067
Non-current operating lease liabilities	25,020
Total	$ 36,087

(1) For leases commencing prior to 2019, minimum lease payments exclude payments for real estate taxes and non-lease components.

(2) We use our functional currency adjusted incremental borrowing rate for the discount rate.

During 2023, we entered into a new agreement with our outsourced data center environment provider that is effective in 2025 (see Note 11). As a result, upon commencement we will evaluate the lease and non-lease components and allocate the consideration between them.

7. Acquisitions

Current Year Acquisitions. On April 1, 2024, we acquired a customer communication services business that operates in multiple industry verticals. The acquisition date fair value of the consideration transferred was $15.0 million, which consisted of $11.5 million in cash paid upfront and a non-cash settlement of working capital items of $3.5 million. The results of this acquisition are included in our results of operations for the periods subsequent to the acquisition date.

As of December 31, 2024, the purchase accounting for this acquisition was complete. We recorded goodwill of $6.4 million, acquired customer contracts of $4.3 million, trade accounts receivable of $2.1 million, and liabilities assumed of $2.7 million. The amount allocated to goodwill is deductible over 15 years for income tax purposes.

On June 3, 2024, we acquired 100% of the equity of iCheckGateway.com, LLC ("iCG"), an ACH and credit card payment processing company. We acquired iCG to further expand the industry verticals we serve and to provide opportunities for the continued growth of our business. The acquisition date fair value of the consideration transferred was $17.6 million in cash paid upon close.

The iCG acquisition includes provisions for up to $15.0 million of potential future earn-out payments. The earn-out payments are tied to performance-based goals and a defined service period and are accounted for as post-acquisition compensation, as applicable. The earn-out period is through June 3, 2027. As of December 31, 2024, we accrued $5.5 million related to the potential earn-out payments. The results of iCG are included in our results of operations for the periods subsequent to the acquisition date.

0002509180466

As of December 31, 2024, the purchase accounting for this acquisition was complete. We recorded settlement assets of $45.9 million, acquired customer contracts of $10.7 million, goodwill of $4.2 million, and settlement liabilities assumed of $44.7 million. The amount allocated to goodwill is deductible over 15 years for income tax purposes.

The cash paid for the acquisitions discussed above, less cash and settlement assets acquired, resulted in net cash provided by business combinations for 2024 of $17.3 million on our Statements of Cash Flows.

Prior Years Acquisition. On October 4, 2021, we acquired DGIT, a provider of configure, price and quote (CPQ), and order management solutions for the telecommunications industry. We acquired 100% of the equity of DGIT for a purchase price of approximately $16 million, with approximately $14 million paid upon close and the remaining consideration of approximately $2 million paid through 2025, subject to certain reductions, as applicable. During 2024, 2023, and 2022, we made deferred acquisition payments of $0.5 million, $1.2 million, and $0.3 million, respectively.

The DGIT acquisition includes provisions for up to approximately $13 million of potential future earn-out payments. The earn-out payments are tied to performance-based goals and a defined service period by the eligible recipients and are accounted for as post-acquisition compensation, as applicable. During 2024, the earn-out period was extended from September 30, 2025 through December 31, 2026. During 2022, $0.3 million of the earn-out had been achieved and was paid in 2023. As of December 31, 2024, we have accrued $0.4 million related to the potential future earn-out payments.

8. Restructuring and Reorganization Charges

Restructuring and reorganization charges are expenses that generally result from cost reduction initiatives and/or significant changes to our business, to include such things as involuntary employee terminations, changes in management structure or skillset, divestitures of businesses, facility consolidations and abandonments, modifications of leases, impairment of acquired intangible assets, and fundamental reorganizations impacting operational focus and direction. The following are the key restructuring and reorganizational activities we incurred over the last three years that have impacted our results from operations.

During 2024 we implemented the following restructuring and reorganizational activities:

- We reduced our global workforce by approximately 300 employees, as part of initiatives to better align and allocate resources to areas of the business where we have identified growth opportunities. As a result, we incurred restructuring charges related to involuntary terminations of $10.1 million.
- We modified a real estate lease in India, resulting in an earlier termination date and the recognition of a $0.2 million gain. We also recorded $0.7 million of leasehold improvements and computer equipment impairments.

During 2023 we implemented the following restructuring and reorganizational activities:

- We decided to dissolve the Keydok business which we had acquired in 2021. As a result, we recorded net impairment charges of $1.2 million, to include the write-off of the acquired goodwill. We also subsequently terminated approximately 30 Mexico-based employees, which resulted in restructuring charges related to involuntary terminations of $1.6 million.
- We reduced our workforce by approximately 110 employees, mainly in the U.S., as a result of organizational changes and efficiencies. As a result, we incurred restructuring charges related to involuntary terminations of $3.5 million.
- We modified three of our real estate leases, at previously closed locations in India and the U.S., resulting in earlier termination dates and the recognition of a $4.3 million gain. We also recorded $0.5 million of operating lease right-of-use asset impairments.
- We exited two reseller agreements that were acquired with the acquisition of Forte Payment Systems, Inc. in 2018. As a result, we incurred expenses of $9.9 million, of which $1.8 million was paid in 2023 and $5.6 million was paid in 2024, leaving $2.5 million accrued as of December 31, 2024.

During 2022 we implemented the following restructuring and reorganizational activities:

- In connection with our flexible work approach, we consolidated or closed office space at 13 of our leased real estate locations in Australia, India, Sweden, and the U.S., resulting in restructuring charges of $23.1 million related to the impairments of operating lease right-of-use assets, furniture and fixtures, and leasehold improvements, and $4.4 million of accelerated depreciation.
- We dissolved the MobileCard business, which we had acquired a controlling interest of in July of 2021. As a result, we recorded net impairment charges of $7.0 million, to include the write-offs of the remaining acquired intangible assets, goodwill, and the noncontrolling interest. We also terminated approximately 40 Mexico-based employees, which resulted in restructuring charges related to involuntary terminations of $0.6 million.

20250918046669

- We reduced our workforce by approximately 100 employees, mainly in the U.S., as a result of organizational changes and efficiencies, to include a margin improvement initiative that began in the second quarter of 2022. As a result, we incurred restructuring charges related to involuntary terminations of $7.1 million.

The activities discussed above resulted in total restructuring and reorganizational charges for 2024, 2023, and 2022 of $13.3 million, $16.3 million, and $46.3 million, respectively, which have been reflected as a separate line item in our Income Statements.

The activity in the business restructuring and reorganization reserves during 2024, 2023, and 2022 is as follows (in thousands):

	Termination Benefits	Other	Total
January 1, 2022, balance	$ 675	$ -	$ 675
Charged to expense during period	7,720	38,588	46,308
Cash payments	(7,665)	(4,098)	(11,763)
Adjustment for accelerated depreciation	-	(30,121)	(30,121)
Adjustment for asset impairments	-	(4,369)	(4,369)
Other	1,761	-	1,761
December 31, 2022, balance	2,491	-	2,491
Charged to expense during period	5,128	11,208	16,336
Cash payments	(7,027)	(5,386)	(12,413)
Adjustment for accelerated depreciation	-	(396)	(396)
Adjustment for asset impairments	-	(1,675)	(1,675)
Adjustment for gain on lease modifications	-	4,349	4,349
Other	842	-	842
December 31, 2023, balance	1,434	8,100	9,534
Charged to expense during period	10,065	3,258	13,323
Cash payments	(11,265)	(7,855)	(19,120)
Adjustment for accelerated depreciation	-	(440)	(440)
Adjustment for asset impairments	-	(717)	(717)
Adjustment for gain on lease modification	-	174	174
Other	968	-	968
December 31, 2024, balance	$ 1,202	$ 2,520	$ 3,722

As of December 31, 2024, $2.5 million of the business restructuring and reorganization reserves were included in current liabilities.

9. Income Taxes

Income Tax Provision. The components of net income before income taxes are as follows (in thousands):

	2024	2023	2022
Domestic	$ 89,166	$ 72,769	$ 53,251
Australia	(5,722)	854	(5,851)
India	12,537	10,008	9,517
Ireland	(297)	(236)	(3,391)
United Kingdom	7,105	2,029	2,533
Foreign other	9,483	6,927	4,722
Total	$ 112,272	$ 92,351	$ 60,781

20250918046701

The income tax provision consists of the following (in thousands):

	2024	2023	2022
Current:			
Federal	$ 28,602	$ 34,438	$ 30,012
State	6,483	8,230	6,517
Australia	(474)	(333)	55
India	2,977	3,601	4,370
Ireland	548	336	273
United Kingdom	867	1,002	349
Foreign other	2,920	2,391	2,772
	41,923	49,665	44,348
Deferred:			
Federal	(2,596)	(19,687)	(21,962)
State	(10,741)	(1,982)	(3,073)
Australia	(1,629)	(896)	(890)
India	655	(1,231)	(1,388)
Ireland	(223)	(205)	(341)
United Kingdom	(2,774)	(233)	469
Foreign other	805	674	(442)
	(16,503)	(23,560)	(27,627)
Total income tax provision	$ 25,420	$ 26,105	$ 16,721

The effective tax rates in the various foreign jurisdictions differ from the statutory rates due primarily to changes in valuation allowances on deferred tax assets, withholding taxes incurred, foreign tax credit utilization, and the impact of foreign exchange recognition on certain intercompany loans.

The difference between our income tax provision computed at the statutory Federal income tax rate and our financial statement income tax provision is summarized as follows (in thousands):

	2024	2023	2022
Provision at Federal rate of 21%	$ 23,577	$ 19,394	$ 12,764
State income taxes, net of Federal impact	2,526	4,485	2,079
Research and experimentation credits	(1,601)	(1,053)	(1,560)
Stock award vesting	159	(554)	(1,355)
Tax uncertainties	(323)	(289)	(227)
Section 162(m) compensation limitation	2,389	2,955	2,326
Foreign rate differential	1,229	987	571
Valuation allowance for deferred tax assets	(2,599)	(1,655)	638
Withholding tax	2,701	2,728	1,948
FMLA Credit	(174)	(112)	(245)
Foreign tax credit	(2,712)	(36)	-
Other impact of foreign operations	(131)	256	422
Statutory rate change	(457)	111	303
Convertible debt premium	-	-	(1,017)
Other	836	(1,112)	74
Total income tax provision	$ 25,420	$ 26,105	$ 16,721

We have undistributed earnings of approximately $88 million from certain foreign subsidiaries. We intend to indefinitely reinvest these foreign earnings; therefore, a provision has not been made for foreign withholding taxes that might be payable upon remittance of such earnings. Determination of the amount of unrecognized deferred tax liability on unremitted foreign earnings is not practicable because of the complexities of the hypothetical calculation.

Deferred Income Taxes. Net deferred income tax assets as of December 31, 2024 and 2023 are as follows (in thousands):

	2024	2023
Deferred income tax assets	$ 125,057	$ 109,536
Deferred income tax liabilities	(28,889)	(25,351)
Valuation allowance	(22,967)	(26,453)
Net deferred income tax assets	$ 73,201	$ 57,732

20250918046711

The components of our net deferred income tax assets (liabilities) as of December 31, 2024 and 2023 are as follows (in thousands):

	2024	2023
Net deferred income tax assets (liabilities):		
Accrued expenses and reserves	$ 9,472	$ 10,907
Stock-based compensation	6,753	5,643
Software	(509)	80
Client contracts and related intangibles	(10,419)	(7,536)
Goodwill	(16,638)	(14,874)
Net operating loss carryforwards	23,668	25,379
Property and equipment	(1,323)	(2,941)
Deferred revenue	6,373	6,539
Debt financing	6,010	7,396
Foreign exchange gain/loss	1,512	2,010
Operating lease right-of-use assets and lease liabilities	2,763	3,555
Research and Development	66,178	46,817
Unrecognized tax benefit	413	326
Credits and incentives	1,672	384
Other	243	500
Total net deferred income tax assets	96,168	84,185
Less: valuation allowance	(22,967)	(26,453)
Net deferred income tax assets	$ 73,201	$ 57,732

Beginning January 1, 2022, certain R&D expenditures are required to be capitalized in accordance with Section 174 of the Internal Revenue Code, as amended by the Tax Cuts and Jobs Act of 2017, and amortized over a 5-year period if incurred domestically or a 15-year period if incurred outside the U.S. Of the total R&D related deferred income tax assets as of December 31, 2024, $65.7 million is attributable to capitalized R&D (net of applicable amortization) with the remaining amount attributable to foreign and state R&D credits.

We regularly assess the likelihood of the future realization of our deferred income tax assets. To the extent we believe that it is more likely than not that a deferred income tax asset will not be realized, a valuation allowance is established. As of December 31, 2024, we believe we will generate sufficient taxable income in the future such that we will realize 100% of the benefit of our U.S. Federal deferred income tax assets, thus no valuation allowance has been established. As of December 31, 2024, we have net state and foreign deferred income tax assets (net of federal benefit related to state and foreign income tax jurisdictions) of $0.3 million and $34.2 million, respectively, and have established valuation allowances against those state and foreign income tax deferred income tax assets of $0.4 million and $21.3 million, respectively.

As of December 31, 2024 and 2023, we have an acquired U.S. Federal net operating loss ("NOL") carryforward of approximately $2.0 million and $8.0 million, respectively, which will begin to expire in 2029 and can be utilized through 2033. The acquired U.S. Federal NOL carryforward is attributable to the pre-acquisition periods of acquired businesses. The annual utilization of this U.S. Federal NOL carryforward is limited pursuant to Section 382 of the Internal Revenue Code of 1986, as amended. In addition, as of December 31, 2024 and 2023, we have: (i) state NOL carryforwards of approximately $31.0 million and $29.0 million, respectively, which will expire beginning in 2025 with a portion of the losses available over an indefinite period of time; and (ii) foreign subsidiary NOL carryforwards of approximately $98.0 million and $102.0 million, respectively, which will expire beginning in 2031, with a portion of the losses available over an indefinite period of time.

Pillar Two. Numerous foreign jurisdictions have enacted or are in the process of enacting legislation to adopt a minimum effective tax rate. Pillar Two, which was established by the Organization for Economic Co-operation and Development (OECD), generally provides for a 15 percent minimum effective tax rate for multinational enterprises in every jurisdiction in which they operate. The U.S. has not yet adopted Pillar Two, however, various governments around the world have adopted, some of which are effective for tax periods beginning on or after December 31, 2023. We considered the applicable tax law changes on Pillar Two implementation in the relevant countries, and there is no material impact to our tax provision for the year ended December 31, 2024. We will continue to evaluate the impact of these tax law changes on future reporting periods.

Accounting for Uncertainty in Income Taxes. We are required to estimate our income tax liability in each jurisdiction in which we operate, including U.S. Federal, state, and foreign income tax jurisdictions. Various judgments and estimates are required in evaluating our tax positions and determining our provisions for income taxes. There are certain transactions and calculations for which the ultimate income tax determination may be uncertain. In addition, we may be subject to examination of our income tax returns by various foreign, federal, state, or local tax authorities, which could result in adverse outcomes. For these reasons, we establish a liability associated with unrecognized tax benefits based on estimates of whether additional taxes and interest may be due. This liability is adjusted based upon changing facts and circumstances, such as the closing of a tax audit, the expiration of a statute of limitations or the refinement of an estimate.

202509180467 2

A reconciliation of the beginning and ending balances of our liability for unrecognized tax benefits is as follows (in thousands):

	2024	2023	2022
Balance, beginning of year	$ 1,858	$ 2,562	$ 2,929
Additions related to prior acquisitions	-	-	2
Lapse of statute of limitations	(692)	(409)	5
Additions for tax positions of prior years	-	100	8
Reductions for tax positions of prior years	(54)	(395)	(382)
Balance, end of year	$ 1,112	$ 1,858	$ 2,562

We recognize interest and penalty expense associated with our liability for unrecognized tax benefits as a component of income tax expense in our Income Statements. In addition to the $1.1 million, $1.9 million, and $2.6 million of liability for unrecognized tax benefits as of December 31, 2024, 2023, and 2022, we had $1.3 million, $0.9 million, and $0.6 million, respectively, of income tax-related accrued interest, net of any federal benefit of deduction. If recognized, the $1.1 million of unrecognized tax benefits as of December 31, 2024, would favorably impact our effective tax rate in future periods.

We file income tax returns in the U.S. Federal jurisdiction, various U.S. state and local jurisdictions, and many foreign jurisdictions. The U.S., U.K., India, and Australia are the primary taxing jurisdictions in which we operate. The years open for audit vary depending on the taxing jurisdiction. We estimate that it is reasonably possible that the amount of gross unrecognized tax benefits will decrease by up to $0.6 million over the next twelve months due to completion of tax audits and the expiration of statute of limitations.

10. Employee Retirement Benefit Plans

We sponsor a defined contribution plan covering substantially all of our U.S.-based employees. Eligible participants may defer up to 100% of their eligible pay, subject to certain limitations, as pre-tax, Roth, or traditional after-tax contributions. We make certain matching, and at our discretion, non-elective employer contributions to the plan. All contributions are subject to certain IRS limits. The expense related to these contributions for 2024, 2023, and 2022 was $12.9 million, $12.8 million, and $13.2 million, respectively. We also have defined contribution-type plans for certain of our non-U.S.-based employees. The total contributions made to these plans in 2024, 2023, and 2022 were $9.5 million, $7.7 million, and $6.6 million, respectively.

11. Commitments, Guarantees and Contingencies

Service Agreements. We have an agreement with Ensono, Inc. ("Ensono") to provide us with outsourced computing services through September 30, 2028. We outsource the computer processing and related services required for the operation of our SaaS platforms. Our proprietary software and other software applications are run in an outsourced data center environment in order to obtain the necessary computer processing capacity and other computer support services without us having to make the substantial capital and infrastructure investments that would be necessary for us to provide these services internally. Our customers are connected to the outsourced data center environment through a combination of private and commercially provided networks. Our SaaS platforms are generally considered to be mission critical customer management systems by our customers. As a result, we are highly dependent upon Ensono for system availability, security, and response time.

Guarantees. In the ordinary course of business, we may provide guarantees in the form of bid bonds or performance bonds. As of December 31, 2024, we had $1.7 million of restricted assets used to collateralize these guarantees, which are included in other non-current assets in our Balance Sheets.

We have performance guarantees in the form of surety bonds and standby letters of credit, along with money transmitter bonds, issued through third-parties that are not required to be on our Balance Sheets. As of December 31, 2024, we had performance guarantees of $4.2 million, which includes $0.3 million in standby letters of credit and $0.1 million in bid bonds. We are ultimately liable for claims that may occur against these guarantees. We have no history of material claims or are aware of circumstances that would require us to pay under any of these arrangements. We also believe that the resolution of any claim that may arise in the future, either individually or in the aggregate, would not be material to our Financial Statements. As of December 31, 2024, we had total aggregate money transmitter bonds of $24.8 million outstanding. These money transmitter bonds are for the benefit of various states to comply with the states' financial requirements and industry regulations for money transmitter licenses.

202509180467 3

Warranties. We generally warrant that our solutions and related offerings will conform to published specifications, or to specifications provided in an individual customer arrangement, as applicable. The typical warranty period is 90 days from the date of acceptance of the solution or offering. For certain service offerings we provide a warranty for the duration of the services provided. We generally warrant that those services will be performed in a professional and skillful manner. The typical remedy for breach of warranty is to correct or replace any defective deliverable, and if not possible or practical, we will accept the return of the defective deliverable and refund the amount paid under the customer arrangement that is allocable to the defective deliverable. Our contracts also generally contain limitation of damages provisions in an effort to reduce our exposure to monetary damages arising from breach of warranty claims. Historically, we have incurred minimal warranty costs, and as a result, do not maintain a warranty reserve.

Solution and Services Indemnifications. Arrangements with our customers generally include an indemnification provision that will indemnify and defend a customer in actions brought against the customer that claim our products and/or services infringe upon a copyright, trade secret, or valid patent. Historically, we have not incurred any significant costs related to such indemnification claims, and as a result, do not maintain a reserve for such exposure.

Claims for Company Non-performance. Our arrangements with our customers typically limit our liability for breach to a specified amount of the direct damages incurred by the customer resulting from the breach. From time-to-time, these arrangements may also include provisions for possible liquidated damages or other financial remedies for our non-performance, or in the case of certain of our solutions, provisions for damages related to service level performance requirements. The service level performance requirements typically relate to system availability and timeliness of service delivery. As of December 31, 2024, we believe we have adequate reserves, based on our historical experience, to cover any reasonably anticipated exposure as a result of our nonperformance for any past or current arrangements with our customers.

Sales and Use Tax. In the ordinary course of business, we are, from time to time, subject to audits performed by state taxing authorities. We continually assess our sales and use tax exposure and as of December 31, 2024, we believe that we have adequate reserves to cover any taxes owed and related penalties and interest. While we believe that the assumptions and estimates used to determine these liabilities are reasonable, the ultimate outcome of these matters cannot be certain, and we will adjust these estimated liabilities as new information becomes available.

Indemnifications Related to Officers and the Board of Directors. Other guarantees include promises to indemnify, defend, and hold harmless our directors, and certain officers. Such indemnification covers any expenses and liabilities reasonably incurred by a person, by reason of the fact that such person is, was, or has agreed to be a director or officer, in connection with the investigation, defense, and settlement of any threatened, pending, or contemplated action, suit, proceeding, or claim. We maintain directors' and officers' ("D&O") insurance coverage to protect against such losses. We have not historically incurred any losses related to these types of indemnifications and are not aware of any pending or threatened actions or claims against any officer or member of our Board of Directors (the "Board"). As a result, we have not recorded any liabilities related to such indemnifications as of December 31, 2024. In addition, as a result of the insurance policy coverage, we believe these indemnification agreements are not significant to our results of operations.

Legal Proceedings. From time-to-time, we are involved in litigation relating to claims arising out of our operations in the normal course of business.

12. Stockholders' Equity

Stock Repurchase Program. We currently have a stock repurchase program, approved by our Board, authorizing us to repurchase shares of our common stock from time-to-time as market and business conditions warrant (the "Stock Repurchase Program").

During 2024, we repurchased approximately 1,185,000 shares of our common stock for $57.8 million (weighted–average price of $48.79 per share) under a Securities and Exchange Commission ("SEC") Rule 10b5-1 Plan. During 2023, we repurchased approximately 508,000 shares of our common stock for $27.0 million (weighted-average price of $53.15 per share) under a SEC Rule 10b5-1 Plan, and approximately 1,680,000 shares of our common stock for $90.1 million (weighted-average price of $53.62 per share) concurrent with the pricing of the offering of the 2023 Convertible Notes. During 2022, we repurchased approximately 1,497,000 shares of our common stock for $87.9 million (weighted-average price of $58.71 per share) under a SEC Rule 10b5-1 Plan.

The excise tax imposed as part of the 2022 Inflation Reduction Act, which is included as a cost of treasury stock, is not reflected in the share repurchase amounts above.

In 2024, our Board authorized an additional $100.0 million of repurchases under the Stock Repurchase Program. This, combined with the remaining value from the prior Board authorization in 2023, leaves $138.0 million remaining value of shares available for repurchase at December 31, 2024, with the amount authorized for repurchase through December 31, 2025.

0002509180467

Stock Repurchases for Tax Withholdings. In addition to the above-mentioned stock repurchases, during 2024, 2023, and 2022, we repurchased and then cancelled approximately 177,000 shares, 182,000 shares, and 138,000 shares for $9.4 million, $10.2 million, and $8.7 million, respectively, of common stock from our employees in connection with minimum tax withholding requirements resulting from the vesting of restricted stock under our stock incentive plans.

Cash Dividend. During 2024, 2023, and 2022 our Board approved total cash dividends of $1.20 per share, $1.12 per share, and $1.06 per share of common stock, totaling $34.8 million, $34.3 million, and $33.7 million, respectively. As of December 31, 2024 and 2023, we had $10.3 million and $2.1 million, respectively, of dividends accrued, which are included in other current and non-current liabilities in our Balance Sheets. The increase in accrued dividends for 2024 relates primarily to our fourth quarter of 2024 dividends that were declared in December, but will be paid in January 2025.

Warrants. In July 2014, in conjunction with the execution of an amendment to our agreement with Comcast, we issued stock warrants for the right to purchase up to 2.9 million shares of our common stock (the "Stock Warrants") as an additional incentive for Comcast to convert customer accounts onto our solutions based on various milestones. The Stock Warrants had a ten-year term and an exercise price of $26.68 per warrant. Of the total Stock Warrants issued, 1.9 million Stock Warrants vested and were exercised. In July 2024, the remaining 1.0 million issued and unvested Stock Warrants expired.

13. Equity Compensation Plans

Stock Incentive Plan. Our stockholders have approved the issuance of up to 27.9 million shares under the Amended and Restated 2005 Stock Incentive Plan (the "2005 Plan"). Shares reserved under the 2005 Plan can be granted to officers and other key employees of our Company and its subsidiaries and to non-employee directors of our Company in the form of stock options, stock appreciation rights, performance unit awards, restricted stock awards, or stock bonus awards. Shares granted in the form of a performance unit award, restricted stock award, or stock bonus award are counted toward the aggregate number of shares of common stock available for issuance under the 2005 Plan as two shares for every one share granted or issued in payment of such award. As of December 31, 2024, 4.5 million shares were available for issuance, with 4.0 million shares available for grant.

Restricted Stock. We generally issue new shares (versus treasury shares) to fulfill restricted stock award grants. Restricted stock awards are granted at no cost to the recipient.

Time-Based Awards

We issue restricted stock awards that vest annually over a period of time (generally over two to four years) with no restrictions other than the passage of time (i.e., the shares are released upon calendar vesting with no further restrictions) ("Time-Based Awards"). Unvested Time-Based Awards are typically forfeited and cancelled upon termination of employment with our Company. Certain Time-Based Awards may vest (i.e., vesting accelerates) upon the involuntary termination of employment, a change in control (as defined) and the subsequent involuntary termination of employment, or death. The fair value of the Time-Based Awards (determined by using the closing market price of our common stock on the grant date) is charged to expense on a straight-line basis over the requisite service period for the entire award.

A summary of our unvested Time-Based Awards activity during 2024 is as follows (shares in thousands):

	Shares	Weighted-Average Grant Date Fair Value
Unvested awards, beginning	839	$ 52.96
Awards granted	559	50.00
Awards forfeited/cancelled	(108)	53.16
Awards vested	(404)	52.15
Unvested awards, ending	886	$ 51.44

Performance-Based Awards

We also issue restricted stock awards to key members of management that vest upon meeting pre-established financial and operational performance objectives ("Performance-Based Awards") over a defined measurement period. The structure of the performance goals for the Performance-Based Awards has been approved by our stockholders. Certain Performance-Based Awards may vest (i.e., vesting accelerates) upon the involuntary termination of employment or a change in control (as defined) and the subsequent involuntary termination of employment. The fair value of the Performance-Based Awards (determined by using the closing market price of our common stock on the grant date) is charged to expense on a straight-line basis over the performance period (generally two years), based on the probability of achievement of the performance condition.

202509180467S

A summary of our unvested Performance-Based Awards activity during 2024 is as follows (shares in thousands):

	Shares	Weighted-Average Grant Date Fair Value
Unvested awards, beginning	280	$ 57.24
Awards granted	140	53.03
Awards forfeited/cancelled	(33)	53.10
Awards vested	(107)	63.00
Unvested awards, ending	280	$ 52.81

Market-Based Awards

In 2022, we began issuing restricted stock awards to key members of management which vest upon the achievement of specified Company market valuations and conditions ("Market-Based Awards"). The majority of our outstanding Market-Based Awards vest upon meeting a relative total shareholder return performance achievement tier over a three-year measurement period. Additionally, during 2024, we issued an award of approximately 74,000 shares to our President and Chief Executive Officer, which vests contingent upon the achievement of predetermined share price thresholds over a five-year period, subject to time-based service vesting conditions. Certain Market-Based Awards may vest (i.e., vesting accelerates) upon the involuntary termination of employment or a change in control (as defined) and the subsequent involuntary termination of employment. The fair value of the Market-Based Awards (determined using a Monte Carlo valuation method) is charged to expense on a straight-line basis over the performance period or the estimated service period, if applicable.

A summary of our unvested Market-Based Awards activity during 2024 is as follows (shares in thousands):

	Shares	Weighted-Average Grant Date Fair Value
Unvested awards, beginning	128	$ 49.94
Awards granted	127	45.89
Awards forfeited/cancelled	(65)	41.42
Unvested awards, ending	190	$ 50.17

The weighted-average grant date fair value per share of restricted stock shares granted during 2024, 2023, and 2022 was $49.94, $52.09, and $63.25, respectively. The total market value of restricted stock shares vesting during 2024, 2023, and 2022 was $26.6 million, $28.0 million, and $26.4 million, respectively.

1996 Employee Stock Purchase Plan. As of December 31, 2024, we have an employee stock purchase plan whereby 2.9 million shares of our common stock have been reserved for sale to our U.S. employees through payroll deductions. The price for shares purchased under the plan is 85% of the market value on the last day of the purchase period. Purchases are made at the end of each month. During 2024, 2023, and 2022, 74,615 shares, 73,982 shares, and 58,362 shares, respectively, were purchased under the plan for $3.1 million ($34.99 to $46.59 per share), $3.3 million ($39.83 to $50.72 per share), and $3.0 million ($44.95 to $55.46 per share), respectively. As of December 31, 2024, 1.0 million shares remain eligible for purchase under the plan.

Stock-Based Compensation Expense. We recorded stock-based compensation expense of $33.6 million, $29.0 million, and $27.2 million, respectively, for 2024, 2023, and 2022. As of December 31, 2024, there was $41.2 million of total compensation cost related to unvested awards not yet recognized. This amount, excluding the impact of forfeitures, is expected to be recognized over a weighted-average period of 3.0 years.

We recorded a deferred income tax benefit related to stock-based compensation expense during 2024, 2023, and 2022, of $6.9 million, $6.0 million, and $5.7 million, respectively. The actual income tax benefit realized for the tax deductions from the vesting of restricted stock for 2024, 2023, and 2022, totaled $5.3 million, $4.8 million, and $4.5 million, respectively.

20250918046676

Item 9. **Changes in and Disagreements with Accountants on Accounting and Financial Disclosure**

None.

Item 9A. **Controls and Procedures**

(a) Evaluation of Disclosure Controls and Procedures

As required by Rule 13a-15(b), our management, including the Chief Executive Officer ("CEO") and Chief Financial Officer ("CFO"), conducted an evaluation as of the end of the period covered by this report of the effectiveness of our disclosure controls and procedures as defined in Rule 13a-15(e). Based on that evaluation, the CEO and CFO concluded that our disclosure controls and procedures were effective as of the end of the period covered by this report.

(b) Management's Report on Internal Control over Financial Reporting

As required by Rule 13a-15(d), our management, including the CEO and CFO, also conducted an evaluation of our internal control over financial reporting, as defined by Rule 13a-15(f). Management's Report on Internal Control over Financial Reporting is located at the front of Part II, Item 8 of this report.

(c) Attestation Report of the Independent Registered Public Accounting Firm

Our independent registered public accounting firm issued an attestation report on the effectiveness of our internal control over financial reporting as of December 31, 2024. KPMG LLP's report is located immediately following Management's Report on Internal Control over Financial Reporting at the front of Part II, Item 8 of this report.

(d) Changes in Internal Control over Financial Reporting

There were no changes in our internal control over financial reporting identified in connection with the evaluation required by paragraph (d) of Exchange Act Rules 13a-15 or 15d-15 that occurred during the fourth quarter of 2024 that have materially affected, or are reasonably likely to materially affect, our internal control over financial reporting.

Item 9B. **Other Information**

(b) Rule 10b5-1 Trading Plans

During the three months ended December 31, 2024, none of our directors or officers (as defined in Rule 16a-1(f) under the Exchange Act) adopted, modified, or terminated any contract, instruction, or written plan for the purchase or sale of our securities that was intended to satisfy the affirmative defense conditions of Rule 10b5-1(c) under the Exchange Act or any "non-Rule 10b5-1 trading arrangement" as defined in Item 408(c) of Regulation S-K.

Item 9C. **Disclosure Regarding Foreign Jurisdictions that Prevent Inspection**

Not applicable.

20250918804677

PART III

Item 10. Directors, Executive Officers and Corporate Governance

See the Proxy Statement for our 2025 Annual Meeting of Stockholders, from which information regarding directors is incorporated herein by reference. Information regarding our executive officers will be omitted from such proxy statement and is furnished in a separate item captioned "Information about our Executive Officers" included at the end of Part I of this Form 10-K.

Item 11. Executive Compensation

See the Proxy Statement for our 2025 Annual Meeting of Stockholders, from which information in response to this Item is incorporated herein by reference.

Item 12. Security Ownership of Certain Beneficial Owners and Management and Related Stockholder Matters

See the Proxy Statement for our 2025 Annual Meeting of Stockholders, from which information required by this Item is incorporated herein by reference.

Item 13. Certain Relationships and Related Transactions, and Director Independence

See the Proxy Statement for our 2025 Annual Meeting of Stockholders, from which information in response to this Item is incorporated herein by reference.

Item 14. Principal Accounting Fees and Services

See the Proxy Statement for our 2025 Annual Meeting of Stockholders, from which information in response to this Item is incorporated herein by reference.

PART IV

Item 15. Exhibits, Financial Statement Schedules

(a) Financial Statements, Financial Statement Schedules, and Exhibits

(1) Financial Statements

The financial statements filed as part of this report are listed on the Index to Consolidated Financial Statements on page 37.

(2) Financial Statement Schedules

None. Any information required in the Financial Statement Schedules is provided in sufficient detail in our Financial Statements and notes thereto.

(3) Exhibits

Exhibits are listed in the Exhibit Index on page 72.

The Exhibits include management contracts, compensatory plans and arrangements required to be filed as exhibits to the Form 10-K by Item 601 of Regulation S-K.

(b) Exhibits

The Exhibits filed or incorporated by reference herewith are as specified in the Exhibit Index.

Item 16. Form 10-K Summary

None.

20250918046678

EXHIBIT INDEX

Exhibit Number	Description
2.10 (7)	Implementation Agreement between CSG Systems International, Inc. and Intec
3.01 (1)	Restated Certificate of Incorporation of the Company (P)
3.02 (31)	Amended and Restated Bylaws of CSG Systems International, Inc.
3.03 (2)	Certificate of Amendment of Restated Certificate of Incorporation of CSG Systems International, Inc.
3.04 (37)	Certificate of Amendment of Restated Certificate of Incorporation of CSG Systems International, Inc.
4.01 (1)	Form of Common Stock Certificate (P)
4.20 (38)	Indenture, dated as of September 11, 2023, between CSG Systems International, Inc. and U.S. Bank Trust Company, National Association, as trustee
4.25 (38)	Form of 3.875% Convertible Senior Note due 2028 (included as Exhibit A in Exhibit 4.20)
4.60 (25)	$600.0 million Amended and Restated Credit Agreement dated September 13, 2021, among CSG Systems International, Inc., as Borrower, the Subsidiary Guarantors Party Hereto, Bank of America, N.A., as Administrative Agent, Collateral Agent, Swingline Lender and an Issuing Bank, Wells Fargo Bank, National Association, as Syndication Agent, BBVA, USA and U.S. Bank National Association, as Co-Documentation Agents, the Lenders Party Hereto, and the Other Issuing Banks Party Hereto BofA Securities, Inc. and Wells Fargo Securities, LLC, as Joint Lead Arrangers and Joint Bookrunners
4.60A (34)	First Amendment to Amended and Restated Credit Agreement
4.60B (39)	Second Amendment to Amended and Restated Credit Agreement, dated September 5, 2023
4.90 (17)	Description of Capital Stock
10.02 (29)+	Third Amended and Restated 1996 Employee Stock Purchase Plan, as adopted on May 18, 2022
10.04 (36)+	CSG Systems International, Inc. Amended and Restated 2005 Stock Incentive Plan, as amended on May 17, 2023
10.05 (8)+	CSG Systems International, Inc. Performance Bonus Program, as amended on August 14, 2007
10.06 (5)+	CSG Systems International, Inc. 2001 Stock Incentive Plan, as amended August 14, 2007
10.15 (6)+	Form of Indemnification Agreement between CSG Systems International, Inc. and Directors and Executive Officers
10.16 (4)+	Indemnification Agreement between CSG Systems International, Inc. and Mr. Ronald Cooper, dated November 16, 2006
10.25** (37)	Amended and Restated CSG Master Subscriber Management System Agreement between CSG Systems, Inc. and Charter Communications Operating, LLC
10.26* (9)	Consolidated CSG Master Subscriber Management System Agreement between CSG Systems, Inc. and Charter Communications Operating, LLC
10.26A* (9)	Second Amendment to Consolidated CSG Master Subscriber Management System Agreement between CSG Systems, Inc. and Charter Communications Operating, LLC
10.26B* (9)	Third Amendment to Consolidated CSG Master Subscriber Management System Agreement between CSG Systems, Inc. and Charter Communications Operating, LLC
10.26C* (9)	Fourth Amendment to Consolidated CSG Master Subscriber Management System Agreement between CSG Systems, Inc. and Charter Communications Operating, LLC
10.26D (10)	First Amendment to Consolidated CSG Master Subscriber Management System Agreement between CSG Systems, Inc. and Charter Communications Operating, LLC

20250918046791

10.26E* (10)	Fifth Amendment to Consolidated CSG Master Subscriber Management System Agreement between CSG Systems, Inc. and Charter Communications Operating, LLC
10.26F* (10)	Sixth Amendment to Consolidated CSG Master Subscriber Management System Agreement between CSG Systems, Inc. and Charter Communications Operating, LLC
10.26G* (10)	Eighth Amendment to Consolidated CSG Master Subscriber Management System Agreement between CSG Systems, Inc. and Charter Communications Operating, LLC
10.26H* (10)	Ninth Amendment to Consolidated CSG Master Subscriber Management System Agreement between CSG Systems, Inc. and Charter Communications Operating, LLC
10.26I (10)	Tenth Amendment to Consolidated CSG Master Subscriber Management System Agreement between CSG Systems, Inc. and Charter Communications Operating, LLC
10.26J* (11)	Eleventh Amendment to Consolidated CSG Master Subscriber Management System Agreement between CSG Systems, Inc. and Charter Communications Operating, LLC
10.26K* (12)	Thirteenth Amendment to Consolidated CSG Master Subscriber Management System Agreement between CSG Systems, Inc. and Charter Communications Operating, LLC
10.26L* (12)	Fifteenth Amendment to Consolidated CSG Master Subscriber Management System Agreement between CSG Systems, Inc. and Charter Communications Operating, LLC
10.26M* (12)	Seventeenth Amendment to Consolidated CSG Master Subscriber Management System Agreement between CSG Systems, Inc. and Charter Communications Operating, LLC
10.26N* (12)	Eighteenth Amendment to Consolidated CSG Master Subscriber Management System Agreement between CSG Systems, Inc. and Charter Communications Operating, LLC
10.26O* (13)	Seventh Amendment to Consolidated CSG Master Subscriber Management System Agreement between CSG Systems, Inc. and Charter Communications Operating, LLC
10.26P* (13)	Twelfth Amendment to Consolidated CSG Master Subscriber Management System Agreement between CSG Systems, Inc. and Charter Communications Operating, LLC
10.26Q* (13)	Fourteenth Amendment to Consolidated CSG Master Subscriber Management System Agreement between CSG Systems, Inc. and Charter Communications Operating, LLC
10.26R* (13)	Nineteenth Amendment to Consolidated CSG Master Subscriber Management System Agreement between CSG Systems, Inc. and Charter Communications Operating, LLC
10.26S* (14)	Twentieth Amendment to Consolidated CSG Master Subscriber Management System Agreement between CSG Systems, Inc. and Charter Communications Operating, LLC
10.26T* (15)	Twenty-Second Amendment to Consolidated CSG Master Subscriber Management System Agreement between CSG Systems, Inc. and Charter Communications Operating, LLC
10.26U* (15)	Twenty-Fourth Amendment to Consolidated CSG Master Subscriber Management System Agreement between CSG Systems, Inc. and Charter Communications Operating, LLC
10.26V* (15)	Twenty-Fifth Amendment to Consolidated CSG Master Subscriber Management System Agreement between CSG Systems, Inc. and Charter Communications Operating, LLC
10.26W* (15)	Twenty-Sixth Amendment to Consolidated CSG Master Subscriber Management System Agreement between CSG Systems, Inc. and Charter Communications Operating, LLC
10.26X* (15)	Twenty-Seventh Amendment to Consolidated CSG Master Subscriber Management System Agreement between CSG Systems, Inc. and Charter Communications Operating, LLC
10.26Y* (15)	Twenty-Eighth Amendment to Consolidated CSG Master Subscriber Management System Agreement between CSG Systems, Inc. and Charter Communications Operating, LLC
10.26Z* (16)	Twenty-Third Amendment to Consolidated CSG Master Subscriber Management System Agreement between CSG Systems, Inc. and Charter Communications Operating, LLC
10.26AA* (16)	Thirty-First Amendment to Consolidated CSG Master Subscriber Management System Agreement between CSG Systems, Inc. and Charter Communications Operating, LLC
10.26AB* (16)	Thirty-Second Amendment to Consolidated CSG Master Subscriber Management System Agreement between CSG Systems, Inc. and Charter Communications Operating, LLC

20250918046680

20250918046811

10.26AC* (16)	Thirty-Third Amendment to Consolidated CSG Master Subscriber Management System Agreement between CSG Systems, Inc. and Charter Communications Operating, LLC
10.26AD* (16)	Thirty-Fourth Amendment to Consolidated CSG Master Subscriber Management System Agreement between CSG Systems, Inc. and Charter Communications Operating, LLC
10.26AE* (17)	Thirty-Fifth Amendment to Consolidated CSG Master Subscriber Management System Agreement between CSG Systems, Inc. and Charter Communications Operating, LLC
10.26AF* (18)	Thirty-Seventh Amendment to Consolidated CSG Master Subscriber Management System Agreement between CSG Systems, Inc. and Charter Communications Operating, LLC
10.26AG* (18)	Thirty-Eighth Amendment to Consolidated CSG Master Subscriber Management System Agreement between CSG Systems, Inc. and Charter Communications Operating, LLC
10.26AH* (19)	Twenty-First Amendment to Consolidated CSG Master Subscriber Management System Agreement between CSG Systems, Inc. and Charter Communications Operating, LLC
10.26AI* (19)	Thirty-Ninth Amendment to Consolidated CSG Master Subscriber Management System Agreement between CSG Systems, Inc. and Charter Communications Operating, LLC
10.26AJ* (19)	Fortieth Amendment to Consolidated CSG Master Subscriber Management System Agreement between CSG Systems, Inc. and Charter Communications Operating, LLC
10.26AK* (21)	Forty-First Amendment to Consolidated CSG Master Subscriber Management System Agreement between CSG Systems, Inc. and Charter Communications Operating, LLC
10.26AL* (21)	Forty-Second Amendment to Consolidated CSG Master Subscriber Management System Agreement between CSG Systems, Inc. and Charter Communications Operating, LLC
10.26AM* (22)	Forty-Fifth Amendment to Consolidated CSG Master Subscriber Management System Agreement between CSG Systems, Inc. and Charter Communications Operating, LLC
10.26AN* (22)	Forty-Sixth Amendment to Consolidated CSG Master Subscriber Management System Agreement between CSG Systems, Inc. and Charter Communications Operating, LLC
10.26AO* (22)	Forty-Seventh Amendment to Consolidated CSG Master Subscriber Management System Agreement between CSG Systems, Inc. and Charter Communications Operating, LLC
10.26AP* (23)	Forty-Eighth Amendment to Consolidated CSG Master Subscriber Management System Agreement between CSG Systems, Inc. and Charter Communications Operating, LLC
10.26AQ* (23)	Forty-Ninth Amendment to Consolidated CSG Master Subscriber Management System Agreement between CSG Systems, Inc. and Charter Communications Operating, LLC
10.26AR* (23)	Forty-Ninth Amendment to Consolidated CSG Master Subscriber Management System Agreement between CSG Systems, Inc. and Charter Communications Operating, LLC
10.26AS* (24)	Fifty-First Amendment to Consolidated CSG Master Subscriber Management System Agreement between CSG Systems, Inc. and Charter Communications Operating, LLC
10.26AT* (24)	Fifty-Second Amendment to Consolidated CSG Master Subscriber Management System Agreement between CSG Systems, Inc. and Charter Communications Operating, LLC
10.26AU* (24)	Fifty-Third Amendment to Consolidated CSG Master Subscriber Management System Agreement between CSG Systems, Inc. and Charter Communications Operating, LLC
10.26AV* (25)	Fifty-Fifth Amendment to Consolidated CSG Master Subscriber Management System Agreement between CSG Systems, Inc. and Charter Communications Operating, LLC
10.26AW* (27)	Fifty-Seventh Amendment to Consolidated CSG Master Subscriber Management System Agreement between CSG Systems, Inc. and Charter Communications Operating, LLC
10.26AX* (27)	Fifty-Eighth Amendment to Consolidated CSG Master Subscriber Management System Agreement between CSG Systems, Inc. and Charter Communications Operating, LLC
10.26AY* (27)	Fifty-Ninth Amendment to Consolidated CSG Master Subscriber Management System Agreement between CSG Systems, Inc. and Charter Communications Operating, LLC

20250918046 82

20250918046833

10.26AZ* (28)	Sixty-First Amendment to Consolidated CSG Master Subscriber Management System Agreement between CSG Systems, Inc. and Charter Communications Operating, LLC
10.26BA* (28)	Sixty-Third Amendment to Consolidated CSG Master Subscriber Management System Agreement between CSG Systems, Inc. and Charter Communications Operating, LLC
10.26BB* (30)	Sixty-Fifth Amendment to Consolidated CSG Master Subscriber Management System Agreement between CSG Systems, Inc. and Charter Communications Operating, LLC
10.26BC* (32)	Sixty-Fourth Amendment to Consolidated CSG Master Subscriber Management System Agreement between CSG Systems, Inc. and Charter Communications Operating, LLC
10.26BD* (32)	Sixty-Seventh Amendment to Consolidated CSG Master Subscriber Management System Agreement between CSG Systems, Inc. and Charter Communications Operating, LLC
10.26BE* (33)	Sixty-Eighth Amendment to Consolidated CSG Master Subscriber Management System Agreement between CSG Systems, Inc. and Charter Communications Operating, LLC
10.26BF* (33)	Seventieth Amendment to Consolidated CSG Master Subscriber Management System Agreement between CSG Systems, Inc. and Charter Communications Operating, LLC
10.26BG* (33)	Seventy-First Amendment to Consolidated CSG Master Subscriber Management System Agreement between CSG Systems, Inc. and Charter Communications Operating, LLC
10.26BH* (33)	Seventy-Second Amendment to Consolidated CSG Master Subscriber Management System Agreement between CSG Systems, Inc. and Charter Communications Operating, LLC
10.26BI* (33)	Seventy-Third Amendment to Consolidated CSG Master Subscriber Management System Agreement between CSG Systems, Inc. and Charter Communications Operating, LLC
10.26BJ* (35)	Sixtieth Amendment to Consolidated CSG Master Subscriber Management System Agreement between CSG Systems, Inc. and Charter Communications Operating, LLC
10.27* (17)	CSG Master Subscriber Management System Agreement between CSG Systems, Inc. and Comcast Cable Communications Management, LLC
10.27A* (17)	CD Addendum to CSG Master Subscriber Management System Agreement between CSG Systems, Inc. and Comcast Cable Communications Management, LLC
10.27B* (18)	First Amendment to the CSG Master Subscriber Management System Agreement between CSG Systems, Inc. and Comcast Cable Communications Management, LLC
10.27C* (22)	Second Amendment to the CSG Master Subscriber Management System Agreement between CSG Systems, Inc. and Comcast Cable Communications Management, LLC
10.27D* (23)	Third Amendment to the CSG Master Subscriber Management System Agreement between CSG Systems, Inc. and Comcast Cable Communications Management, LLC
10.27E* (24)	Fourth Amendment to the CSG Master Subscriber Management System Agreement between CSG Systems, Inc. and Comcast Cable Communications Management, LLC
10.27F* (24)	Fifth Amendment to the CSG Master Subscriber Management System Agreement between CSG Systems, Inc. and Comcast Cable Communications Management, LLC
10.27G* (24)	Fifth Amendment to the CSG Master Subscriber Management System Agreement between CSG Systems, Inc. and Comcast Cable Communications Management, LLC
10.27H* (24)	Eighth Amendment to the CSG Master Subscriber Management System Agreement between CSG Systems, Inc. and Comcast Cable Communications Management, LLC
10.27I* (25)	Seventh Amendment to the CSG Master Subscriber Management System Agreement between CSG Systems, Inc. and Comcast Cable Communications Management, LLC
10.27J* (25)	Ninth Amendment to the CSG Master Subscriber Management System Agreement between CSG Systems, Inc. and Comcast Cable Communications Management, LLC
10.27K* (27)	Tenth Amendment to the CSG Master Subscriber Management System Agreement between CSG Systems, Inc. and Comcast Cable Communications Management, LLC
10.27L* (27)	Eleventh Amendment to the CSG Master Subscriber Management System Agreement between CSG Systems, Inc. and Comcast Cable Communications Management, LLC

20250918046684

20250918046855

10.27M* (27)	Twelfth Amendment to the CSG Master Subscriber Management System Agreement between CSG Systems, Inc. and Comcast Cable Communications Management, LLC
10.27N* (27)	Thirteenth Amendment to the CSG Master Subscriber Management System Agreement between CSG Systems, Inc. and Comcast Cable Communications Management, LLC
10.27O* (28)	Fourteenth Amendment to the CSG Master Subscriber Management System Agreement between CSG Systems, Inc. and Comcast Cable Communications Management, LLC
10.27P* (28)	Fifteenth Amendment to the CSG Master Subscriber Management System Agreement between CSG Systems, Inc. and Comcast Cable Communications Management, LLC
10.27Q* (28)	Sixteenth Amendment to the CSG Master Subscriber Management System Agreement between CSG Systems, Inc. and Comcast Cable Communications Management, LLC
10.27R* (28)	Seventeenth Amendment to the CSG Master Subscriber Management System Agreement between CSG Systems, Inc. and Comcast Cable Communications Management, LLC
10.27S* (28)	Eighteenth Amendment to the CSG Master Subscriber Management System Agreement between CSG Systems, Inc. and Comcast Cable Communications Management, LLC
10.27T* (28)	Nineteenth Amendment to the CSG Master Subscriber Management System Agreement between CSG Systems, Inc. and Comcast Cable Communications Management, LLC
10.27U* (37)	Twentieth Amendment to the CSG Master Subscriber Management System Agreement between CSG Systems, Inc. and Comcast Cable Communications Management, LLC
10.27V* (37)	Twenty-First Amendment to the CSG Master Subscriber Management System Agreement between CSG Systems, Inc. and Comcast Cable Communications Management, LLC
10.27W* (37)	Twenty-Second Amendment to the CSG Master Subscriber Management System Agreement between CSG Systems, Inc. and Comcast Cable Communications Management, LLC
10.27X* (41)	Twenty-Third Amendment to the CSG Master Subscriber Management System Agreement between CSG Systems, Inc. and Comcast Cable Communications Management, LLC
10.27Y* (43)	Encompass Addendum to the CSG Master Subscriber Management System Agreement between CSG Systems, Inc. and Comcast Cable Communications Management, LLC
10.27Z* (44)	First Amendment to Encompass Addendum to the CSG Master Subscriber Management System Agreement between CSG Systems, Inc. and Comcast Cable Communications Management, LLC
10.27AA*	Twenty-Fourth Amendment to the CSG Master Subscriber Management System Agreement between CSG Systems, Inc. and Comcast Cable Communications Management, LLC
10.28A* (40)	Second Amendment to the Amended and Restated CSG Master Subscriber Management System Agreement between CSG Systems, Inc. and Charter Communications Operating, LLC
10.28B* (40)	Third Amendment to the Amended and Restated CSG Master Subscriber Management System Agreement between CSG Systems, Inc. and Charter Communications Operating, LLC
10.28C* (41)	Fourth Amendment to the Amended and Restated CSG Master Subscriber Management System Agreement between CSG Systems, Inc. and Charter Communications Operating, LLC
10.28D* (42)	Fifth Amendment to the Amended and Restated CSG Master Subscriber Management System Agreement between CSG Systems, Inc. and Charter Communications Operating, LLC
10.28E* (42)	Sixth Amendment to the Amended and Restated CSG Master Subscriber Management System Agreement between CSG Systems, Inc. and Charter Communications Operating, LLC
10.28F* (43)	Seventh Amendment to the Consolidated CSG Master Subscriber Management System Agreement between CSG Systems, Inc. and Charter Communications Operating, LLC
10.28G*	Ninth Amendment to the Consolidated CSG Master Subscriber Management System Agreement between CSG Systems, Inc. and Charter Communications Operating, LLC
10.39 (13)+	CSG Systems, Inc. Wealth Accumulation Plan, as restated and amended effective December 6, 2017

20250918046687

10.39A (13)+	Adoption Agreement to CSG Systems, Inc. Wealth Accumulation Plan, executed September 13, 2018
10.40 (38)	Form of Capped Call Confirmations
10.50 (3)+	CSG Systems International, Inc. 2001 Stock Incentive Plan
10.55 (20)+	Employment Agreement with Brian A. Shepherd, dated August 26, 2020
10.56 (24)+	Employment Agreement with Elizabeth A. Bauer, dated May 20, 2021
10.57 (26)+	Employment Offer Letter with Hai Tran, dated November 16, 2021
10.60 (35)+	CSG Systems International, Inc. Executive Severance Plan
10.61 (35)+	CSG Systems International, Inc. Executive Severance Plan Participation Agreement with Brian A. Shepherd, dated March 28, 2023
10.63 (35)+	CSG Systems International, Inc. Executive Severance Plan Participation Agreement with Elizabeth A. Bauer, dated March 28, 2023
10.80 (45)+	Performance-Based Restricted Stock Award Agreement with Brian A. Shepherd, dated December 10, 2024
10.81 (28)+	Forms of Agreement for Equity Compensation
10.84 (28)+	Forms of Agreement for Equity Compensation
10.85 (42)+	Forms of Agreement for Equity Compensation
19.01	CSG Systems International, Inc. Insider Trading Policy
21.01	Subsidiaries of the Registrant
23.01	Consent of KPMG LLP
31.01	Certifications Pursuant to Section 302 of the Sarbanes-Oxley Act of 2002
31.02	Certifications Pursuant to Section 302 of the Sarbanes-Oxley Act of 2002
32.01	Certification Pursuant to 18 U.S.C. Section 1350, as Adopted Pursuant to Section 906 of the Sarbanes-Oxley Act of 2002
97.00 (41)	Clawback Policy of CSG Systems International, Inc., as adopted on November 14, 2023
101.INS	Inline XBRL Instance Document – the instance document does not appear in the Interactive Data File because XBRL tags are embedded within the Inline XBRL document
101.SCH	Inline XBRL Taxonomy Extension Schema With Embedded Linkbase Documents
104	Cover Page Interactive Data File (embedded within the Inline XBRL document)

(1) Incorporated by reference to the exhibit of the same number to the Registration Statement No. 333-244 on Form S-1.
(2) Incorporated by reference to the exhibit of the same number to the Registrant's Quarterly Report on Form 10-Q for the period ended June 30, 1997.
(3) Incorporated by reference to the exhibit of the same number to the Registrant's Quarterly Report on Form 10-Q for the period ended June 30, 2002.
(4) Incorporated by reference to the exhibit of the same number to the Registrant's Current Report on Form 8-K for the event dated November 16, 2006.
(5) Incorporated by reference to the exhibit of the same number to the Registrant's Quarterly Report on Form 10-Q for the period ended September 30, 2007.
(6) Incorporated by reference to the exhibit of the same number to the Registrant's Quarterly Report on Form 10-Q for the period ended March 31, 2010.
(7) Incorporated by reference to the exhibit of the same number to the Registrant's Quarterly Report on Form 10-Q for the period ended September 30, 2010.
(8) Incorporated by reference to the exhibit of the same number to the Registrant's Current Report on Form 8-K for the event dated May 17, 2011.
(9) Incorporated by reference to the exhibit of the same number to the Registrant's Quarterly Report on Form 10-Q for the period ended September 30, 2017.

20250918046888

(10) Incorporated by reference to the exhibit of the same number to the Registrant's Annual Report on Form 10-K for the year ended December 31, 2017.
(11) Incorporated by reference to the exhibit of the same number to the Registrant's Quarterly Report on Form 10-Q for the period ended March 31, 2018.
(12) Incorporated by reference to the exhibit of the same number to the Registrant's Quarterly Report on Form 10-Q for the period ended June 30, 2018.
(13) Incorporated by reference to the exhibit of the same number to the Registrant's Quarterly Report on Form 10-Q for the period ended September 30, 2018.
(14) Incorporated by reference to the exhibit of the same number to the Registrant's Quarterly Report on Form 10-Q for the period ended March 31, 2019.
(15) Incorporated by reference to the exhibit of the same number to the Registrant's Quarterly Report on Form 10-Q for the period ended June 30, 2019.
(16) Incorporated by reference to the exhibit of the same number to the Registrant's Quarterly Report on Form 10-Q for the period ended September 30, 2019.
(17) Incorporated by reference to the exhibit of the same number to the Registrant's Annual Report on Form 10-K for the year ended December 31, 2019.
(18) Incorporated by reference to the exhibit of the same number to the Registrant's Quarterly Report on Form 10-Q for the period ended March 31, 2020.
(19) Incorporated by reference to the exhibit of the same number to the Registrant's Quarterly Report on Form 10-Q for the period ended June 30, 2020.
(20) Incorporated by reference to the exhibit of the same number to the Registrant's Current Report on Form 8-K for the event dated August 26, 2020.
(21) Incorporated by reference to the exhibit of the same number to the Registrant's Quarterly Report on Form 10-Q for the period ended September 30, 2020.
(22) Incorporated by reference to the exhibit of the same number to the Registrant's Annual Report on Form 10-K for the year ended December 31, 2020.
(23) Incorporated by reference to the exhibit of the same number to the Registrant's Quarterly Report on Form 10-Q for the period ended March 31, 2021.
(24) Incorporated by reference to the exhibit of the same number to the Registrant's Quarterly Report on Form 10-Q for the period ended June 30, 2021.
(25) Incorporated by reference to the exhibit of the same number to the Registrant's Quarterly Report on Form 10-Q for the period ended September 30, 2021.
(26) Incorporated by reference to the exhibit of the same number to the Registrant's Current Report on Form 8-K for the event dated November 22, 2021.
(27) Incorporated by reference to the exhibit of the same number to the Registrant's Annual Report on Form 10-K for the year ended December 31, 2021.
(28) Incorporated by reference to the exhibit of the same number to the Registrant's Quarterly Report on Form 10-Q for the period ended March 31, 2022.
(29) Incorporated by reference to the exhibit of the same number to the Registrant's Current Report on Form 8-K for the event dated May 18, 2022.
(30) Incorporated by reference to the exhibit of the same number to the Registrant's Quarterly Report on Form 10-Q for the period ended June 30, 2022.
(31) Incorporated by reference to the exhibit of the same number to the Registrant's Current Report on Form 8-K for the event dated August 17, 2022.
(32) Incorporated by reference to the exhibit of the same number to the Registrant's Quarterly Report on Form 10-Q for the period ended September 30, 2022.
(33) Incorporated by reference to the exhibit of the same number to the Registrant's Annual Report on Form 10-K for the year ended December 31, 2022.
(34) Incorporated by reference to the exhibit of the same number to the Registrant's Current Report on Form 8-K for the event dated April 12, 2023.
(35) Incorporated by reference to the exhibit of the same number to the Registrant's Quarterly Report on Form 10-Q for the period ended March 31, 2023.
(36) Incorporated by reference to the exhibit of the same number to the Registrant's Current Report on Form 8-K for the event dated May 17, 2023.
(37) Incorporated by reference to the exhibit of the same number to the Registrant's Quarterly Report on Form 10-Q for the period ended June 30, 2023.
(38) Incorporated by reference to the exhibit of the same number to the Registrant's Current Report on Form 8-K for the event dated September 6, 2023.
(39) Incorporated by reference to the exhibit of the same number to the Registrant's Current Report on Form 8-K for the event dated September 5, 2023.
(40) Incorporated by reference to the exhibit of the same number to the Registrant's Quarterly Report on Form 10-Q for the period ended September 30, 2023.
(41) Incorporated by reference to the exhibit of the same number to the Registrant's Annual Report on Form 10-K for the year ended December 31, 2023.
(42) Incorporated by reference to the exhibit of the same number to the Registrant's Quarterly Report on Form 10-Q for the period ended March 31, 2024.
(43) Incorporated by reference to the exhibit of the same number to the Registrant's Quarterly Report on Form 10-Q for the period ended June 30, 2024.
(44) Incorporated by reference to the exhibit of the same number to the Registrant's Quarterly Report on Form 10-Q for the period ended September 30, 2024.

20250918046 89

(45) Incorporated by reference to the exhibit of the same number to the Registrant's Current Report on Form 8-K for the event dated December 6, 2024.

* Portions of the exhibit have been omitted pursuant to an application for confidential treatment, and the omitted portions have been filed separately with the Commission.

** Certain of the schedules (or similar attachments) to this Exhibit have been omitted in accordance with Item 601(a)(5) of Regulation S-K under the Securities Act because they do not contain information material to an investment or voting decision and that information is not otherwise disclosed in the Exhibit or the disclosure document. The registrant hereby agrees to furnish a copy of all omitted schedules (or similar attachments) to the SEC upon its request.

+ Management contract or compensatory plan or arrangement.

20250918046900

0002509180469

Pursuant to the requirements of Section 13 or 15(d) of the Securities Exchange Act of 1934, the registrant has duly caused this report to be signed on its behalf by the undersigned, thereunto duly authorized.

CSG SYSTEMS INTERNATIONAL, INC.
By: /s/ BRIAN A. SHEPHERD
Brian A. Shepherd
President and Chief Executive Officer
(Principal Executive Officer)

Date: February 20, 2025

Pursuant to the requirements of the Securities Exchange Act of 1934, this report has been signed below by the following persons on behalf of the registrant and in capacities and on the dates indicated.

Signature	Title	Date
/s/ RONALD H. COOPER **Ronald H. Cooper**	Chair of the Board of Directors	February 20, 2025
/s/ BRIAN A. SHEPHERD **Brian A. Shepherd**	Director, President and Chief Executive Officer (Principal Executive Officer)	February 20, 2025
/s/ HAI TRAN **Hai Tran**	Chief Financial Officer (Principal Financial Officer)	February 20, 2025
/s/ LORI J. SZWANEK **Lori J. Szwanek**	Chief Accounting Officer (Principal Accounting Officer)	February 20, 2025
/s/ RACHEL A. BARGER **Rachel A. Barger**	Director	February 20, 2025
/s/ DAVID G. BARNES **David G. Barnes**	Director	February 20, 2025
/s/ GREGORY A. CONLEY **Gregory A. Conley**	Director	February 20, 2025
/s/ MARWAN H. FAWAZ **Marwan H. Fawaz**	Director	February 20, 2025
/s/ SAMANTHA GREENBERG **Samantha Greenberg**	Director	February 20, 2025
/s/ RAJAN NAIK **Rajan Naik**	Director	February 20, 2025
/s/ HAIYAN SONG **Haiyan Song**	Director	February 20, 2025
/s/ SILVIO TAVARES **Silvio Tavares**	Director	February 20, 2025
/s/ TSE LI YANG **Tse Li Yang**	Director	February 20, 2025

20250918046692

THIS DOCUMENT CONTAINS INFORMATION WHICH HAS BEEN EXCLUDED FROM THE EXHIBIT BECAUSE IT IS BOTH (I) NOT MATERIAL AND (II) WOULD BE COMPETITIVELY HARMFUL IF PUBLICLY DISCLOSED. SUCH EXCLUDED INFORMATION IS IDENTIFIED BY BRACKETS AND MARKED WITH (***).

TWENTY-FOURTH AMENDMENT
TO THE
CSG MASTER SUBSCRIBER MANAGEMENT SYSTEM AGREEMENT
BETWEEN
CSG SYSTEMS, INC.
AND
COMCAST CABLE COMMUNICATIONS MANAGEMENT, LLC

THIS TWENTY-FOURTH AMENDMENT (this "Twenty-Fourth Amendment") is made by and between **CSG Systems, Inc.** ("CSG") and **Comcast Cable Communications Management, LLC** ("Customer"). The effective date of this amendment is the date last signed below (the "Twenty-Fourth Amendment Effective Date"). CSG and Customer entered into a certain CSG Master Subscriber Management System Agreement (CSG document #4131273) with an effective date of January 1, 2020, as amended (the "Agreement"), and now desire to further amend the Agreement in accordance with the terms and conditions set forth in this Twenty-Fourth Amendment. If the terms and conditions set forth in this Twenty-Fourth Amendment conflict with the Agreement, the terms and conditions of this Twenty-Fourth Amendment shall control. Any terms in initial capital letters or all capital letters used as a defined term but not defined in this Twenty-Fourth Amendment shall have the meaning set forth in the Agreement. Upon execution of this Twenty-Fourth Amendment by the Parties, any subsequent reference to the Agreement between the Parties shall mean the Agreement as amended by this Twenty-Fourth Amendment. Except as amended by this Twenty-Fourth Amendment, the terms and conditions set forth in the Agreement shall continue in full force and effect according to their terms.

WHEREAS, the Parties wish to extend the Term (as defined in Section 1.2 of the Agreement), provide financial consideration for the extension of the Term, and amend other terms and conditions in connection with the extension of the Term.

NOW THEREFORE, in consideration of the mutual promises set forth in the Agreement and in this Twenty-Fourth Amendment, CSG and Customer agree to the following amendments to the Agreement, all of which shall be effective as of the Twenty-Fourth Amendment Effective Date unless a different date is specified as the effective date for any particular amendment contained herein:

1. CSG and Customer agree to extend the Term of the Agreement for a period of [** (*)] years commencing on January 1, 20[**] and ending on December 31, 20[**]. Therefore, Section 1.2, entitled "Term", is hereby deleted in its entirety and replaced with the following:**

1.2 Term.

(a)Unless earlier terminated pursuant to Section 6.1, Section 9.2(c) or Schedule L, this Agreement shall commence on the Effective Date and remain in effect until the expiration of the last Service Specific Term (as defined in Section 1.2(b)) (the "Term") and, if applicable, any De-conversion Period (as defined in Section 6.2). Termination of a given Service Specific Term is subject to Section 6.1.

(b)Customer's right to purchase and CSG's obligation to provide a given Product or Service under this Agreement or an Ancillary Agreement is subject to a distinct and independent term for such Product and/or Services as set forth in this Section 1.2 (each, a "Service Specific Term"). The term of any specific license for the Products and the term for any specific Services to be provided shall be effective from the Effective Date or the date set forth in an applicable amendment to this Agreement or Ancillary Agreement and shall terminate upon the expiration of the Service Specific Term applicable to such Product or Service, unless stated otherwise herein or as otherwise provided in the applicable Schedule, Exhibit, amendment or Ancillary Agreement.

(c) The Service Specific Terms under this Agreement are as follows:

20250918046693

(i) ACP Term and ACP Extension. CSG shall provide the ACP Related Services to Customer from the Effective Date through December 31, 20[**] (the "ACP Term"). After the ACP Term, CSG shall provide the ACP Related Services to Customer from January 1, 20[**] through December 31, 20[**] (the "ACP Extension").

(ii) Output / Print Term. CSG shall provide the Output / Print Services to Customer from the Effective Date through December 31, 20[**] (the "Output / Print Original Term"). After the Output / Print Original Term, CSG shall provide the Output / Print Services to Customer from January 1, 20[**] through December 31, 20[**] (the "Output / Print Extension Term"). The Output / Print Original Term together with the Output / Print Extension Term shall be collectively referred to as the "Output / Print Term".

(iii) Kiosk Term. CSG shall provide the Kiosk Managed Services (as defined in the Master Kiosk SOW) to Customer from the Effective Date through December 31, 20[**] (the "Kiosk Term"). For the convenience of the Parties, the Parties acknowledge and agree that the Kiosk Term shall be extended to December 31, 20[**], pursuant to that certain mutually agreed upon Change Order No. 6 (CSG document #53041.0) to the Master Kiosk SOW. If the Kiosk Term is subsequently modified via amendment or change order, or the Parties enter into an additional SOW that by its terms expressly states that the term of such SOW is intended to renew or extend the Kiosk Term under this Agreement, then the Kiosk Term shall be automatically amended accordingly without the need to amend this Agreement. The Parties acknowledge and agree that the Legacy Kiosk Services provided by CSG to Customer with respect to Legacy Kiosk Units expired effective April 15, 20[**].

(iv) Other Products / Services. Any Products and/or Services (a) that are not ACP Related Services, Output / Print Services or Kiosk Services, and (b) which have a specific term associated with such Products or Services as set forth in this Agreement or an Ancillary Agreement shall be provided during the term specified hereunder or in such Ancillary Agreement. By way of examples only, (a) the Base Ascendon Platform and related Ascendon SaaS Services and Ascendon System provided by CSG to Customer pursuant to that certain Ascendon Service Order No. 2 (Document Number 33060) effective as of April 29, 2021 ("Ascendon Service Order No. 2") is subject to the Ascendon Order Term as specified in such Ascendon Service Order No. 2, and (b) the Encompass CSG Licensed Offering provided by CSG to Customer pursuant to that certain Encompass Order Document (Document Number 50034.0) effective as of June 20, 20[**] ("Encompass Order") is subject to the Initial Encompass Term as specified in such Encompass Order.

2. The definition of a Connected Subscriber set forth in Schedule A, entitled "Definitions", is hereby deleted in its entirety and replaced with the following:

"Connected Subscriber" shall mean [** ****** ********** ** ***** ******** ********** ******** ("***") ** ********** ** *** ********** ****** **** *** ****** ******** ****** ** *** **** ********** *** ** * ********** ****** ** * ***** ** ********** ** *** ***** **** * ******** ** ********* **** **** *** (*) ******* (**** ***** *** ***) ** * ****** ********** ******* ** *** **** ********** *** ** * ********** ****** **** ******** ***** ** ******* ** *** (*) ********* ********** ******** ** *** ***** **** * ******** ** ********** **** **** *** (*) ******* (**** ***** *** ***) ** *** ******** ********** ******** ** *** **** ********** *** ** * ********** ****** **** ******** ***** ** ******* ** *** (*) ********* ********** ******** ********** **** ***** ***** **** ******** ********** ******** *** ******** ** *** **** ** * ******** *** ******* ** **** ******** ********** ******** ** ******** ** ******** ******** ***** ******** ** **** ********* ** ** ******** ** *** ***** **** * ******** ******* ** ******* **** **** *** (*) ******* (**** ***** *** ***) *** **** ******* ** **** * ******** ********* (********** ** *****) ********* *** **** ******** **** ******** ***** ** ******** ***** *** ** ** *** ** ** *** (*) ******** ********** ******** *** ********* ***** ** ******* ** *** (*) ********* **********]

3. Section 4.1, entitled [****** ********** **********] and [******* ********** ********** **********], is hereby deleted in its entirety and replaced with the following:**

20250918046944

4.1 [***** ********** **********] and [******* ********** ********** **********].**

(a) For each month during the ACP Term and the ACP Extension, [******** ****** ** ******* * ******* ****** ** ********* ********** **** ***** ** *** ***** ********** ******** ****** ** **** ******* ****** *** ** ******* ******** ** *** ******* ********** ********** ********** ***** ********* ** ********** (*)(*)(*) ** ******** * (** ********* *** ******** ********** **********)*]

[******** ****]	[******* ********** ********** *** *****]
[******** ***** ****** *** *** ****]	
[******** **** * ****]	[**********]
[******** **** * ****]	[**********]
[******** **** * ****]	[**********]
[******** **** * ****]	[**********]
[******** **** * ****]	[**********]
[******** **** * ****]	[**********]
[******** ***** ****** *** *** **********	
[******** **** * ****]	[**********]
[******** **** * ****]	[**********]
[******** **** * ****]	[**********]
[******** **** ** ****]	[**********]
[******** **** ** ****]	[**********]

(b) [** *** ***** ** ***** *** ****** ******* ********* ********** *** **** **** *** ******* ********** ********** (* ********* ********** ********** **********)* ******** ***** **** ** ******** ** *** ******* *** **** *** *** *** ********* ********** ** ********** *** ***** ** *** ********** ******** *** *** ********** ** *** ******* ********** ********** ********** *** ********** ** ********** ********** *** *** ******* ********** ********** ********** ***** (***** *** ****) ********** ** ********* ********** *** *** ******* ********** ********** ********** **** ** ***** ** *** ******* ********** ********** *** *** ***** (*** ********* ****) ** ***** *** ******* ********** ********** ********** ********* *********]

(c) [******* ** *** ******* ********** ********** ********* **** ****** ** ******* **** ******** *** ********** ********* ********** ***** ** ********'* ******* ********** ********** *** ***** ******** *** * ******* ********** ********** ********** ** ****** ** ******* ***** ** ** ******* ** *** ******* *** *** *** ******* ********** ********** ********** ***** ******** **** ** ******** ********** *** *** ******* *** *** (********** ********** ** ********) *** ********** (****** ********** ** ********)*]

*[***** ******* ** *** **** ********** **** ********** ** *** ******* (**) ** ******* ** ******* ****]

20250918046695

4. CSG and Customer desire to incorporate Customer's supplier policies into the Agreement while establishing a mechanism for CSG to receive notices in advance of any updates to such policies and to have an opportunity to review and a right to object to such updates. Therefore, Section 4.10 of the Agreement, entitled "Privacy, Data Transfer and Security Obligations", is hereby deleted in its entirety and replaced with a new Section 4.10, entitled "Customer Policies", as follows:

4.10 Customer Policies.

(a) "Policies" means Customer's vendor policies set forth in the Comcast Supplier Policies [****** ** ********** ** **** ******** *** ** ******* **** **** ** *****] CSG agrees to comply with the Policies and shall be bound by such Policies with the same force and effect as if fully set forth herein. The Policies shall take precedence and prevail over any conflicting or inconsistent provisions set forth in this Agreement and any Orders or SOW(s), *provided, however*, that any exceptions with, or modifications, objections or clarifications to, such Policies shall take precedence and prevail over the provisions of the Policies where (i) the Agreement or a mutually agreed addendum thereto (e.g., a rider addendum to any particular Policy) expressly states that it shall prevail, or (ii) the requirements specified in this Agreement(s) exceed those set forth in the Policies. CSG may register to receive updates to the Policies [** **********]. If CSG registers to receive notice of updates pursuant to the preceding sentence, then CSG shall have [****** (**)] days from the date of the such notice to raise any objection to the applicable Policy updates; provided, that, CSG shall not be permitted to submit an objection with respect to any Policy updates implemented as a result in changes to any applicable Laws. Upon Customer's receipt of such objection, the Parties shall meet to discuss and resolve the concern. If the Parties agree to any modifications to the updated policies, those will be documented as an addendum to this Agreement (e.g., a rider addendum to any particular Policy). During the pendency of such discussions, CSG shall continue to adhere to the Policies as they existed immediately prior to the change of the Policy in question except in the case of Policy changes in response to applicable Law, in which case such compliance shall be reasonably prompt in accordance with industry standards. If mutually agreeable terms cannot be reached during the initial meeting to resolve any dispute with an objection to a Policy update, the Parties agree to attempt to resolve such dispute by promptly escalating the matter to their respective Vice Presidents responsible for the account, who shall meet as soon as reasonably practicable thereafter. If a satisfactory resolution is not reached within [*** (**)] business days following the date that such Vice Presidents first met, the matter shall then be escalated to each Party's respective Senior Vice Presidents for resolution prior to exercising any other rights provided in the Agreement. If a satisfactory resolution is not reached within [****** (**)] days following the date that such Senior Vice Presidents first met, then any ongoing noncompliance by CSG with the applicable Policy modification or update may be treated by Customer as a breach of a material term pursuant to Article 6.1(b) of the Agreement. For the avoidance of doubt, CSG shall continue to provide the Products and Services pending final resolution of any dispute hereunder, unless otherwise requested by Customer.

(b) Schedule N of the Agreement, entitled "Rider to Comcast Policies", attached hereto contains the mutually agreed upon modifications, exceptions, objections, and clarifications to the Policies as of the effective date of the 24th Amendment (CSG document #53181.0) to the Agreement.

5. Schedule N of the Agreement, entitled "Data Security Measures", and its related exhibits, is hereby deleted in its entirety and replaced with a new Schedule N of the Agreement, entitled "Rider to Comcast Policies", attached hereto.

6. [*** ******** **** * (****** ********* ******** *** ****** **********)* *** *** ******** ***** **** ***** **** ** ** ****** ******** ** *** ******* *** *** ********* ********** *** *** ****** ******** ******* ********** **** *** ********* ********* ******* ** ***** *** ********* ****** ***** ***** ** *** ******* *** *** ********* ********** *** ********** **** ********* ********** *** ******* ******** ******* ********** **** *** *** *** ****** ********* ********** *** ** **** ** *** ****** **** ********* ******** ***** * *** ***** ** ******** ** ******* *** ******** ********** ********** ** ******** ****** ******** ****** (****** ***** ******** ** ** *****) *** ********* ***** *** ********* ********** **** *** ********** ****** **********]

[*** ***** *** ********* ********** (* **** ********* *** *****)]

[********** ** ********* ** ******* (*** ********* ********** *** ********* ********)]	[******** *** **** ********* ****]	[******** *** **** ******** ****]	[******** *** **** ********* ****]	[******** *** **** ******** ****]	[******** *** **** ********* ****]	[******** *** **** ******** ****]
[** ** **********]	[*******]	[*******]	[*******]	[*******]	[*******]	[*******]
[********* ** *********]	[*******]	[*******]	[*******]	[*******]	[*******]	[*******]
[********* ** *********]	[*******]	[*******]	[*******]	[*******]	[*******]	[*******]
[********* ** *********]	[*******]	[*******]	[*******]	[*******]	[*******]	[*******]
[********* ** *********]	[*******]	[*******]	[*******]	[*******]	[*******]	[*******]
[********* ** *********]	[*******]	[*******]	[*******]	[*******]	[*******]	[*******]
[********** ** **********]	[*******]	[*******]	[*******]	[*******]	[*******]	[*******]
[********** ** **********]	[*******]	[*******]	[*******]	[*******]	[*******]	[*******]
[********** ** **********]	[*******]	[*******]	[*******]	[*******]	[*******]	[*******]
[********** ** **********]	[*******]	[*******]	[*******]	[*******]	[*******]	[*******]
[********** ** **********]	[*******]	[*******]	[*******]	[*******]	[*******]	[*******]
[********** ** **********]	[*******]	[*******]	[*******]	[*******]	[*******]	[*******]
[********** ** **********]	[*******]	[*******]	[*******]	[*******]	[*******]	[*******]
[********** ** **********]	[*******]	[*******]	[*******]	[*******]	[*******]	[*******]
[********** ** **********]	[*******]	[*******]	[*******]	[*******]	[*******]	[*******]

[********** ** **********]	[*******]	[*******]	[*******]	[*******]	[*******]	[*******]
[********** ** **********]	[*******]	[*******]	[*******]	[*******]	[*******]	[*******]
[********** ** **********]	[*******]	[*******]	[*******]	[*******]	[*******]	[*******]
[********** ** **********]	[*******]	[*******]	[*******]	[*******]	[*******]	[*******]
[********** ** **********]	[*******]	[*******]	[*******]	[*******]	[*******]	[*******]
[********** ** **********]	[*******]	[*******]	[*******]	[*******]	[*******]	[*******]
[********** ** **********]	[*******]	[*******]	[*******]	[*******]	[*******]	[*******]

[****** ******** ******* ********** *** *****]

[*** ****** ******** ******* ********** *** (*** ********** * ** ******* **** ***** *** ********** ** **** ***)]	[******* *** **** ******** ****]	[******* *** **** ******** ****]	[******* *** **** ******** ****]	[******* *** **** ******** ****]	[******* *** **** ******** ****]	[******* *** **** ******** ****]
	[*******]	[*******]	[*******]	[*******]	[*******]	[*******]

[****** ********* ********** *** *****

[*** ****** ********* ********** ***]	[******* *** **** ******** ****]	[******* *** **** ******** ****]	[******* *** **** ******** ****]	[******* *** **** ******** ****]	[******* *** **** ******** ****]	[******* *** **** ******** ****]
	[*******]	[*******]	[*******]	[*******]	[*******]	[*******]

7. Beginning in [****** **** * (****** ********* ******** *** ****** **********)] and continuing through [******** **** ** (****** ********* ******** *** ****** **********)], CSG and Customer agree that all fees under the Agreement shall be [********* ** *** ******* (**) ******** **** **** ****** **** ******** ****** ****** ** ******* * ** *** ********** ******** ****]. Therefore, effective January 1, 20[**], Section 5.4, entitled "Adjustment to Fees", is hereby deleted in its entirety and replaced with the following:**

5.4 Adjustment to Fees. During the [****], all fees included in this Agreement shall be [********* ******** ** *** ******* (**) ********* ** ******* * ** *** ********** ******** ****], except for (i) Materials, as defined below, and (ii) the [******* ******** **** (*** ****** ******** ********)] set forth in Section 8 of

202509180469B

the [****] Amendment (CSG document [******)] to the Agreement, which [******* ******** **** (*** ****** ******** ********)] already incorporate fee [*********] and thus, no other [********] is applicable for these items. For clarification purposes, the [*** ******* (**) ********] shall apply to [******** **** * (****** ********* ******** *** ****** **********)], which [*** ********] shall take effect on January 1, 20[**]. The [******] Adjustment to Fees shall be communicated to Customer no later than [********] 1 of the preceding year (i.e., for [******** **** *], CSG will provide notice to Customer by [******** 1, 20**)], but in no event shall Customer be relieved of the [********] should CSG fail to provide timely notice described herein. CSG may [********] the fees payable by Customer for paper and envelopes ("Materials") at any time based upon [*** ****** ** (*) ********** ******* ** ******** ***** **** *** ** ****** ***** ** *** **** *** ********* ******* ** (*) ****]. For the purpose of determining Materials fee [*********], "RISI" shall mean the [********] tied directly to a [*******] paper industry index published by RISI for Pulp and Paper for North America which closely tracks price changes for the primary raw material paper Table 6 entitled Delivered Printing and Writing Paper Prices for Most Common Transactions (US Dollars per Ton), and the line item entitled 20 lb. Form bond. The Parties agree that in the event CSG undergoes a [****** ** *******], any [********] in the fees for Materials shall be based upon [*** ****** ** (*) ********** ******* ** ********* ***** **** *** ** ****** ***** ** *** **** *** ********* ******** (*) ***** ** (*) *** ******* (**)]. In the event the RISI is replaced, the Parties will discuss in good faith a replacement measure.

8. For the specific Customer lines of business (LOB) identified in the table below, CSG and Customer agree that the following [***** ***** *** **** (*** ********** ** *** ********)] shall apply to Customer's use of the [******** ****** *** ******** **** ******** ** ******* **** ***]. CSG and Customer further acknowledge and agree that CSG shall make the [******** ****** *** ******** **** *******] available to Customer pursuant to one or more mutually agreed upon [******** ******* ******], which shall be subject to the terms and conditions of the Agreement and the [******* * ******** ******** ********] (Document Number [*******]).**

[********** ** *** ********* ** ******* (*** ****** ******** ******** *** ********* ********)] [(**** *)] [(**** *)] [(**** *)]	[******* **** ******** ****]	[******* **** ******** ****]	[******* **** ******** ** *********]	[******* **** ******** ** **********]	[******* **** ******** ****]	[******* **** ******** ****]	[******* **** ******** ****]
A.[***** ****** ****** ******** ********* (**** ** **** ** **** *)]							
▪[** ** *********]	[*******]	[*******]	[*******]	[*******]	[*******]	[*******]	[*******]
▪[********* ** *********]	[*******]	[*******]	[*******]	[*******]	[*******]	[*******]	[*******]
▪[********** ** *******]	[*******]	[*******]	[*******]	[*******]	[*******]	[*******]	[*******]

20250918046699

B.[********] [(**** *)]	[*******]	[*******]	[*******]	[*******]	[*******]	[*******]	[*******]
C.[********] [(**** *)]	[*******]	[*******]	[*******]	[*******]	[*******]	[*******]	[*******]

Note 1: [****** ******** ******** ** ******* ** ******** * ** ******** ******* ***** *** **]

Note 2: [*** ***** *** ****.** *** ***** ***** **** ***** ** ********** (*) **** ****** ****** ******** ********** **** (**) ******** **** *** (***) ******* **** *** ********** ***** *** (***** ***** ******* ** ******* ******)* *** ******* *** ***** ** ******** ******* ***** *** * ***** ******** ** ******]

Note 3: [*** *****.*** **** ** *** ***** ***** **** ***** ** ******** ************ ******** ** *** **** ******* ********** *** ******* ******** ****** ******** ********** ***** *** **** ***** ** ********** ** ******* ** **** **** ********** ********]

Note 4: [** ****** ******** ******** ** ******** ** **** ** ******* ******** ** ***** ******** ********** ******** (***) ** ***** ** ******** *** ******** ***** *** **** ** *** ***** ****** *** ******** ** * ******** ** ******* ** ** ****** ******** ******** *** ** **** * ********* ********** *** *** ********** ******* ******* *** ***** ** *** *** ***** *** ********* ********** ***** *** *** *** ***** ******** ****** *** *****]

Note 5: [*** ******* ***** *** ***** ** *** ***** ***** *** ******** ** ** ********** ****** ******* *** ***** ******** ****** ******** ********* *** *******.** *** *** ** *** ***** ***** *** **** ********* ****** ******** ********* *** ******* ** *** *** ** *** **** ***** **** *** ******** ** ******** *** ********* ****** ******** ********* ** *** ******* ***** ** ******* ***** *** ***** ******* ******** ******** **** ** *** ****** ** ********** (********* ********** ** ******* **** ******** ********** ** *******)*]

Note 6:[*** ********** ********* *** ******** ******** ********* ** *** ** ******** ** ****** ******** ********* ***** *** *** **** ********* ** ***** ******** ********** ******** (***) ** ********* ********** ** *** ***** ****** *** ******* ********** ********** *** ***** ** ******* *** ** *** ********** ******** ******** ********* ********* *** ******* ********** ********** **********]

Note 7: [*** ***** *** **** ** *** ***** ***** *** ******** *** ******* ********* *** ** ******** ** *** ***** ********** **** **** ** *** ********** ******* *** *** ** ********** **** ****** ****** ******** ********* ******** ******** ****]

9. Schedule A **of the Agreement, entitled "Definitions," shall be amended by adding the following definitions, which new definitions shall be situated within** Schedule A **in alphabetical order in relation to the other definitions set forth in** Schedule A**:**

"Business Contact Information" means [********** **** ********** ******* *** ********** ** ********** ******* ** ***** ********** ***** ** *****.********** ** ******* ******** ** ********** **** * ********** ********* ****** ********** ** ****** ** *** ***** ***** **** ** ********* ** ********** **** *** ********* *** ******** ** ********** (*) ********** * ******** ********** **** *** ***** ****** (**) ********* **** ********** ***** *** ********* (***** ********** ****** ********** ******* **** **** *** ******* ***** ********** ** ******** ******* ********** ** *** ********* ** *** ********)* (***) ********** ** ********* *** ****** ***** *** ********** (**) ******** **** **********.** *** ********** (*) ********* **** *** *** ********** ** (**) ** ********** ********* ****** ** ********.*** ********** **** ****** (***** ***** ********** *** * ****** ******)* ****** ** ********** *** ********* ** ******* ** *** *********]

"Personal Information" means [********** ******** ** *** ** ******* ** **** *** ******** ********* ** ********* ********* ** ****** ** ******** **** ********** ******* *** ********** ** ********* ***** ** ***** ********** ** ******* ******** ********** ********** *** ********** **** * ********** ********** ********** ** ******* *** ********** *** ********** ******* ** ********* ********** ********* ****** ** ***** ******* ******* ****** *** ********** **** ********** ** *********]

20250918047000

"Process" and its cognates means [*** ********** ** *** ** ********** ***** ** ********** ** ********** ******* ** *** ** ********** ******* ***** ** ********** ********** ********** ********** ******** ********** ********** **** ********** ** ********** ********** ** ********** ****** ********** ********** ********** ********** ** ********** ********** ******* ** **********]

10. Article 3, entitled "Confidential Information", shall be modified with the addition of Section 10.11, entitled "Data Processing Agreement and Information Security Requirements", and Section 10.12, entitled "Business Contact Information", as follows:

10.11 Data Processing Agreement and Information Security Requirements.

If CSG Processes Personal Information, other than Business Contact Information, under the Agreement, CSG shall comply with the Data Processing Agreement ("DPA"), the [********** *******] of which is [********** ** **********] and is incorporated into the Agreement by reference, subject to Section 4.10 of the Agreement, entitled "Customer Policies". CSG hereby agrees to complete and submit to Comcast on or before November 30, 2024, the DPA Schedules set forth in Schedule S of the Agreement, entitled "FORM of DPA Schedules," attached hereto. CSG will maintain reasonable security practices that meet or exceed the Information Security Requirements ("ISR"), the [********** *******] of which is [********** ** **********] and is incorporated into the Agreement by reference, subject to Section 4.10 of the Agreement, entitled "Customer Policies".

10.12 Business Contact Information.

Each Party will: (i) only Process Business Contact Information for the purposes described in the definition of Business Contact Information; (ii) take appropriate technical and organizational measures in accordance with industry standards and applicable law to protect Business Contact Information; (iii) comply with its obligations under applicable law with respect to Business Contact Information; (iv) grant the other Party the right to take reasonable and appropriate steps to help ensure that Business Contact Information is being Processed in accordance with this section; (v) notify the other Party if it cannot meet the obligations under this section; and (vi) grant the other Party the right, upon notice, to take reasonable and appropriate steps to stop and remediate unauthorized use of Business Contact Information. Each Party shall promptly notify the other party upon receiving a consumer data request with respect to the other Party's Business Contact Information, and the Parties will work together to honor such requests, unless subject to an applicable exclusion under law.

11. The Agreement is hereby amended to delete and replace in its entirety Section 12.21 of the Agreement, entitled "Schedules and Attachments," as follows:

12.21 Schedules and Attachments. The following Schedules and Exhibits are attached and incorporated herein, and each reference herein to the "Agreement" shall be construed to include the following:

Schedule A – Definitions
Schedule B and associated Exhibits – Product License, Maintenance and Support
Schedule C and associated Exhibits – Recurring Services
Schedule D – Services Commitment Rules
Schedule E and associated Exhibits– Technical Services
Schedule F – Fees
Schedule G – Interim Letter Agreement
Schedule H – Support Services
Schedule I – Authorized Customer Representatives
Schedule J – Outstanding Ancillary Agreements
Schedule K – Guidelines for Passer and Agent Transfer Program Requests
Schedule L – Performance Standards and Remedies
Schedule M – Sample Entity Addendum
Schedule N – Rider to Comcast Policies
Schedule O – Examples Illustrating Application of Subsection (d)(i) of Schedule L (Remedies for Failed

20250918047O1

Performance Standards of subsection (a)(i))
Schedule P – Customer Authorization Schedule
Schedule Q – COVID-19 Requirements
Schedule R – Active IM Statements of Work from the CSG Interactive Messaging Services Agreement
Schedule S – DPA Schedules

12. CSG and Customer desire to amend the [****** ***** ********** *** ***** ** ******* ****] of the Agreement, which was added to the Agreement pursuant to the [**********] Amendment to the Agreement (CSG document [******]). Therefore, the Agreement is hereby amended as follows: [(*) *** ********* ***** ********** ********* ******** ******** ** ***** *** ******** *** ******** ******** ******** ***** ******** ** ****** ** ** **** *** *** ********** ******** ***** *** *** ******** ** *** ***** (**) *** ******** ***** ********** ****** ***** ******* **** ********** ******** ***** ****** *** **** (***** ** ***** ** ***** ** ***** ** **** *** ** ****)* (***) **** ******* ** ** ***** ** ***** ******** ** ********** ******** ******** ***** ********** ********* **** ******* ** ********** **** ******** ** ********** (*)* ********** ********** ****** ** ******* **** ******** ******* ** ******** ** ******** ******* ** ******** ******* ***** *** ** (**) **** ******* ** ** **** *** *** ********** ******** ***** *** *** ******** ** *** ***** ** ***** ******** ** ********'* ******** ******** ***** ********** ********** **** ******** ** ********** **** ******** ** ********** (*)* ******** ********** ****** ** ******* **** ******** ******** ** ******** ** ******** ******* ** ******** ******* ***** *** ** *** (*) *** ***** ***** *** ********** ******* ** *** ******** ***** ********** ** *** ***** ** ******** **** ** *** ********** ***** ***** ** *** ******* ********** ********** *** *** ******** ** *** *****]**

IN WITNESS WHEREOF the parties hereto have caused this 24th Amendment to be executed by their duly authorized representatives.

COMCAST CABLE COMMUNICATIONS MANAGEMENT, LLC ("CUSTOMER")	**CSG SYSTEMS, INC. ("CSG")**
By: /s/ Peter Kiriacoulacos	By: /s/ Michael Woods
Name: Peter Kiriacoulacos	Name: Michael Woods
Title: EVP CPO	Title: EVP
Date: 30-Oct-24	Date:10/24/24

SCHEDULE N

RIDER TO COMCAST POLICIES

This Rider to Comcast Policies (this "Rider to Policies") is a rider to the Comcast Policies found in Comcast's Supplier Policies Portal available [** **********]. This Rider to Policies contains the mutually agreed upon modifications, exceptions, objections, and clarifications of the Policies, as of the effective date of the 24th Amendment (CSG document #53181.0) to the Agreement.

[******* ********** ********* ********** ****** *** **********]
[**** ******* ******** *** ****]

[*** ******* ********** *** ***** **** ***** ** ******** ******** *** ********** ******* ******** ******** ********** ********** ********** ********** ****** *** ********** *** *** ********* ** ****** *** ***** *** ********** *** ***** ** **** ***** ** ******** **** ********** *** ******** **** *** ********** ** ********** ***** ** ********** *** ***** ** *** ********** ******* ********** *** ********* ********** ********** ********** *** ********** *** ******* **** ** *** ********** ********]

20250918047203

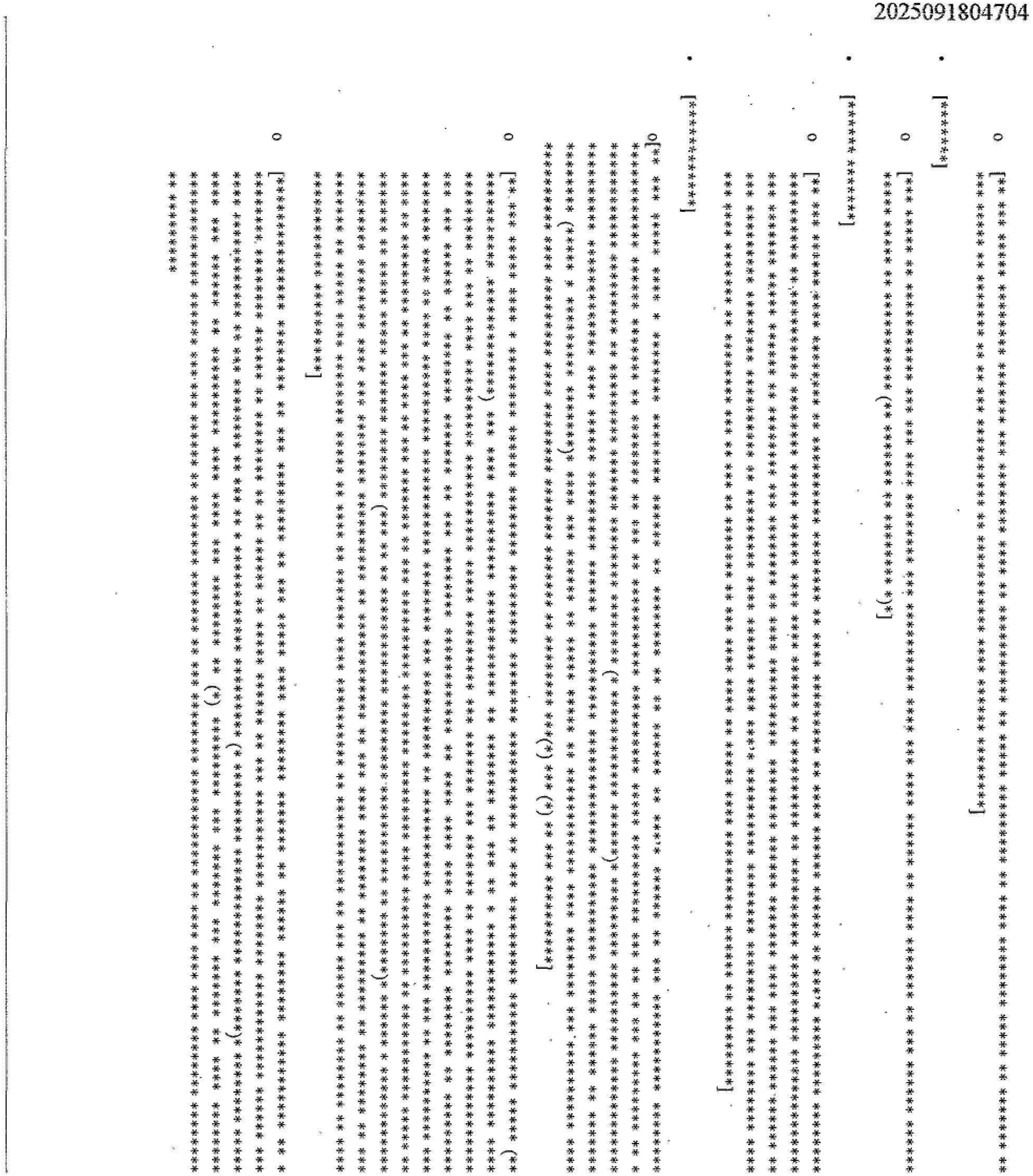

20250918047O5

2025091804706

** *** ********** ************** ***** **** ********* ** ******* ** *** ******** *************** **********]

- [*** ****** ***** ** ******** ******* *** *** ******* ******* ** * ******** ******** ****** ** ***** ****** ** *** *********** ******** *********** ****** ** *********** ***** (********* * ******** ************ ******) ***** *** ** ******* ** ************** ** *** ******** ** *** ********* ********** *** ******* ***** ** ******* ** * ******** ***** *** ******* ** ******** (* ******* ******** ******** ******)* *** ******* *********** **** ***** ************** *** ********* *** * ****** ******** ******** *****-***** **** ** ** *** ****** ** ***** **** ** ********* **** ******* ** **** *****.*** ** ******* ** *** ****** *** ********** *** ***** ** ******** ***(*) *** (*) ** *** **********]

- [************ **********]
  - [*** *********** ******** *** ********* ** ** ******* ** ******** *** *** *********** ********* ***** *** *********** ******** *********** ****** ***** ** ***** *********** ********** *** ******* ** *** ****** ********* *** *********** ** ******* ** ** *** **********]
- [******* ***********]
  - [****** *** *** ***** ** ****** **** *** ********** ******** ** ********** **** ****** ***** ** ********** ************ *** *** ******* **** ***** **** * ******** ****** **** ******* ********** (***** ********* ** ****) ********** *** **** *** ******* ** ********* **** **** ********** ******** ** ***********]
  - [*** **** *** ********** ***** *** ******* ********* ******* **** ** ***** ** *** ************** ** ********** ********** ** **** ** ***** ******** ************ ********** *** *********** ******* ********* ********** ** **** *********** ***** ********** *** *** **** ** *** *** *** ********* *** ******** ** *****]
- [*************]
  - [****** *** *** ***** ** ********* ******* ****** **** ** (*****) ************* *** ************ ******** ** ******* ********** *** *** ******* **** ***** **** * ******** ****** **** ******* ********** (***** ********* ** ****) ********** *** **** *** ******* ** *********** *** *** *** ********** ***********(*)*]
- [***********]
  - [*** ** **** ** ******* ******* **** **** **** *** ********* ** ******* ***** ********* **** ******* ** *** **** ********** **** ********* ** ******* ** **** ** ***** *** ********** *** ***** ** ********** **** ******* **** **** **** ******* *** *************** ********]
- [********* ********** ************]
  - [****** *** *** ***** ** ********* ******* ****** **** ** (*****) ************* *** ************ ******** ** ******* ********** *** *** ******* **** ***** **** * ******** ****** **** ******* ********** (***** ********* ** ****) ********** *** **** *** ******* ** *********** *** *** *** ********** ***********(*)*]
  - [*** **** *** ******* *********** ******* *********** ******* **** **** * ******** ** ********* ************* ** ********** ** **** **** * ******** ******** ******* *** **** ******* *********** ******* *********** ******* ** * ********* ******]

20250918047O7

SCHEDULE S

DPA Schedules

Schedule 1 - Description of Processing of Personal Information

"Table 1" Company as a Processor (Comcast PI)

[******** ******** ******* *** ******** *** ***** ******* ** ** ********** ****** *** ******* ** **********]	• [********** ********* *** ******** ** ******** • ********* ** ********* *** ******* ** *** ******** *** ******** ******** ** ********* ********* **** ** ** *** **** ** ******** ********* ** ****** ** ******** ********* *** **** *** ** ********** ********** ****** *** ********** • ******* ** ****** ********* *** ********** ** *** ****** *** *** ** *** ******* ** ** ********** ********** *** ************** *** ***** ********** ********** ********** ********** ** ************** ******** ********** ** ********** ** ********** ********** ********** ********** ** ******** ********]
[********** ** **** ********]	[******** ********* ************ ******** ******* ******* ********* ************ ******** ******** *** ******** ************]
[********** ** ******* ** *********]	[********* ***** **** *** ********** ** ******* ** ********* ***** *** ********** ***** *** ******** ***** ***** ******** ***** ******* ****** ******** ******* ********************** ********* ***** ****** ************ ******* ********** - ***** ********** **** · - **** ***** ******** - **** ***** ****** - ********** **** - *** ***** - *** ******* ****** ******* ********** - ****** ********** ****** **** ******** **** ***** ******* **** ***** - * ******* (******** ***** ******* ******)* * ******* (******** ***** **************)* **** ***** **** ***** **** ********* - ** ********** - ******* ****** ************** ************ ************ - ************** ******** ******** - ******* **** (***) ******* ********** - ***** ********** ***** ******** ***** ****** (********** ******)* ***** - * ******* (******** ***** ******* ******)* * ******* (******** ***** ******* ******)* **** ***** **** ***** **** ********* - ** ********** - ******* ****** ************** ************ ************ - ************** ******** ********

20250918047708

	[*** ***** ******** ********** **** ******* ******* ** (*) ******* ** **** (**) ***** ** *** *** ********* (***) ** ****** ** *** *** ** *** **********]
[******** ** ********************]	[******** **** ******* ******** ********** *** *** ****** ** **** ******** ** ******* *** ******** ******** ****** ********* ********** ** ******* ** ******** ** ********** ****]
[******* ********** ** ******* **]	[******* *** ******* ** *** ****** ** ******* *** ******* ******** ******** ********** (****)******** ***** ****** **** ** **** ***** ** ********** ********* ** ******** ******** ** *** *** *** ********** *** ********** ****** ********** ********** ********* ** ******* ** ********* *** ****** ** ** **** ******* ** ******** ** ******** ******* ***** ** ** ********** ** ****** **** ***** *** ****** ***** ** ********** ** **** ** *** *** *** **********]
[********** (********* ******* ** **********)]	[******* **** ******* ** * ******** ********]

Additional Information Required if there is a Restricted Transfer of European PI

[**** ********(*)]	[***** ******* ***** ********** *** *** *** ********** ********* **** **** * ******* ***** ********** ** ****** ****** ****** ******* ******** ***** ********* *** ******* ******** ********* ********** ***** *** ********** ******* **** ********* ******* ********** ****** (**********)* **********]
[**** ********(*) (** ********* ** ** ****** ********)]	[******* ***** *** ******** ***** ******** *** ********* *** * ***** **** ********* ******** ***** ******* ******** ***** ******** ******** *** ******* ******** ***** ********** ********]
[*** ********* ** ********** ******* ******* ****** *** ******** ** *** ********** ****** *** ********** ********** ********* ** ********** ********** ********* ** *** *** *** ********** *** ********** ****** ********** ********** ********* ** ******* ** ********* *** ****** ** ** **** ******* ** ******** ** ******** ******* ***** ** ** ********** ** ****** **** ***** *** ****** ***** ** ********** ** **** ** *** *** *** **********]
[******** ** **********]	[**** ******** ******* ***** ******* ******* **** *** ********** ** ***** ******* ** **** ** ********* ** ** ** *** ********** ********** ** *** ******* **** ***** ******* ******** ** *** ********** ********** ** ********* ****** ** ********* ******* ******* ***]
[********** ********** ********** ** ********** **** ****** **]	- [***** *** **** ******** ** ******* ** *** ** ********** (********** ********** ****** ***)* *** ***** **** ********** ********** (********** **********)* - ***** *** **** ******** ** ** ********* ** ******* ***** ** *** ******** ******** ***** *** ********** ********* *** *** ******* ** ***** *** ******** ********* ** *********

20250918047708

20250918047O9

[(*****) ********** ********** **********

202509180471O

Schedule 3 - Description of the Technical and Organizational Security Measures implemented by the Company

Company will maintain security measures at least as protective as those in the ISRs in addition to the measures set out below.

[** ******* ********* ******* ** ** * ******* ******* *** ******* **** ******* ** ******* ***** **** ** * ******* ********* ** ********
***** ******* ***** ******* ********** **** ** *** ******** *** *** *** ******** ** ******** ** ********** ********* ****** **
**** ** ***** ********* *** ********* **** **** ********** ********* ****** ** **** ** ***** ********* ** *** *****]

[******* ********** *** ******** **** ****** *** **** ***** (*) ****** ** *** *** ******** *** ******** ** ******* **** ***** ***
********** ** ********** ******** ********** ******** **********]

[******* ** ******* ***** ** *** ********* ********** (********* ** * *********) ** *** ** ***** ** ******* ******* **]

[**********]	[*]	[**** ********** **** ******** ********** ** ********** **** ******* **** **** ** *** ****** ** *****]
	[*]	[*** ***** ********** *********]
[********** **********]	[*]	[******* ********* *** ********** ** ****** *** ***** *** ***** ** ******** ********** ********* ** ****** **********]
	[*]	[******** ******* ** ******** **** ** ****** ********** ********** ******** **********]
	[*]	[***** **** ***** *** ****** ** ******** ********** ********* ** ****** **********]
	[*]	[********** ********** ******** **** ** ********* ********** ******** ********** ** ******** ********** **** *** ** ** ********* ******** ** ********** ******** ****** ********* **** * ******* ** ********** ******** ********** ** ****** **********]
	[*]	[*** ***** ** ***** ********** ********** ** **** ******** ********* ********** ******* (***** ***** *****)*]
	[☐]	[******* ****** ** ********* ** ****** ** ******* ********* *** ******** ********** *** ********** ********]
[********** **********]	[*]	[******* ******** ********** ** ********]
	[*]	[******* ******** ********** ** *****]
	[☐]	[********** *** **** ** *** ******** ** ****** ** *** ******** **********]
	[☐]	[********** *** **** ***** *** ******* ** ******* ** ** * ******* ***** ******]
	[☐]	[********** *** **** ***** *** ******* ** ******* ** ** * ******* ***** ******]
	[*]	[******** ****** *********]
	[*]	[******** ********** ********** (***** ***** *** ***** ****** ** ******** ********** *********)*]
	[*]	[***** ******** *** ***** ******** ********** *** *** ****** (***** ** ********** ****)*]
	[*]	[******* ******** ********** ** ******** ******** ********* ** ** ***** ******** ********]
	[*]	[**************************** ** ****** ******** **********]
	[*]	[***** ******** ********** ** *** ********** ** ****** *** ****** **** ****** ****** ** ********* ****** **** ******* **********]

Please provide further details of the supplementary technical and organizational measures employed by Company to protect the transfer of Personal Information to third countries and/or to protect any transfer of sensitive information. Any such additional supplementary terms shall only apply to the extent that they describe the privacy or security

20250918047111

controls of Company and that they are no less protective of Personal Information than otherwise provided under the Agreement.

[**** *** ********* *** ********** ** *** **** *** ********* ** ******** ** ********** ********* ****** ** **** ******* **** ** ***
***** ** ******** ***** ******* ****-*** ****** **** ******* *** **** **** (*) *** *** ** ******* ** ********* ******** **** **********
********** (**) **** *** *** **** ******.** ******** *** ** *** ******** ********** **** *** ********* ** ****** ** *** ******** ** *****
** ******** ** ********** ********** *** ********** *** ******** ******** ******** (********* ****** **** ***** ** **********
********* ** * ********** *******)* *** (***) *** ********* ********** *** ********** ******** *** *** ********** ** ******* ***
******** ***** ** ******** **** *** ******** **** ********* ** ** ******** ** ********** ********* ***** ** ********** **** ** **
********** *** ********* ** ********** ********* ********* ** ********* ********** ******** **** **** ********** ** *********
** **** *****]

Technical and Organisational Measures
including technical, organisational and contractual measures to ensure the security of the data

Description of the technical and organisational measures implemented by CSG as data importer (including any relevant certifications) to ensure an appropriate level of security, taking into account the nature, scope, context and purpose of the processing, and the risks for the rights and freedoms of natural persons.

[******** ** ********** *** ********** ** ******** ****]	[*** ********* ******** *** ** ****** ********** ********** **** ******* ******** **** *** ********* ********** ** **** ******** **** **** ** ** ********* ****** **** ******* ** *** **** ** ********* *** ********** ********* ********** • **** ** **** ** ********* ***** ******* ********** • **** ** ******* ** ********* ***** *** *** ** ******** • ****** ********** ** ******** **** *** ********** ***** *** *** ** ******** • *** ******** ******* *** **** **** ********* ***** ******* ********** • ********* ********* ** ********** ********* ** ******** ********** ******** ******* ***** ********** • ********** **** *** ******** ******** (********** ********** ******* ** ********** ****** ** *** ******** ** ** ********* ***** ********* *** ********) **** ** ********** **** **** ******** • ***** ********** ** *** ***** ********** ***** ******** ******** ********** *** ********** • ***** ****** ********* **** ** ****** ********** ********** • **** **** ******** ** ******* *** ********* (***) *** ********** ** ***** ** ****** ** **** ********** *** ********** • *** ********* *** ******** *** ********* ***** ********

********** ********** **********

******** ** ********* ********]	* **** ***** ********* ******** ****** *** ****** ******* ******] * [******** ** ******* **** ****** ********* ** ******* *** ********** * ******* ****** ********** ** ******** ****** *** ***************** ****** * ************ ******** *** ******** ******* *** ******* ** ******* ****** * ******* ** ******* *** ********* **** *********** ** ******* ** ***** * ****** *** ******* ********* ********* * ******* ********* **** ** ******** ***** *** ***** ****** * ********* *** ***** ****** ** ********** *** *** ********* ** ******* *** ** ***** * ******* ************ *** ***************** ********** * ********* ******* ******** * ********** ** ***************** *** ****** ** ****** ************ *** ************ ** ********** ********** ** ******* * ********** ** ********* * ******** ********** *** ******** ******** ****** * ********* **** ********* (***) *** ******** ***** ********* (***) * ******** ********** ******** ** ******* ******** ********** ** ******* ** **** ** ******** ** ****** ******** ********** * ********** *** ******** *** ********* ******** ********** ********* ********* *** ******** ** ******** ******** ********** * ***** ********** *** ****** *** ******* **** ********]
[********** *** ********* ******** ********** *** ********** *** ************** ** ********** *** *************** ******** ** ****** ** ****** *** ******** ** *** **********]	[*** ********* ********** *** ** ****** * ***** ******* *** ******* *** ************* ********* ** ********* ***** ** ********** ********** * **** ******** ********* ******* ************* ******** ********* *** ******* *** ******* ************ ** ***** **** ** ********** ******** * ******* ********** *** *** ********* ******** ** ********* **** ** ********** **** ************ *** ******* ***** **** *** ********* **** ** ********** ********** ****** ************ *** ********* *** ******** ********** * ***** ******* *** ******* *** ************* ********* ** ********* ***** ** ********** ********** ********** *** ** ****** * ***** ******* *** ******* *** ************* ********* ** ********* ***** ** ********** ********** ********** *** ******** * ********** *** ******** ******** * ********* ******* ********* ********** ***** ********* ** ******** ********** ******** * ****** ******** *** ** *** *** *** *** *******

	• ******* ********** *** ******* **** ******** ********** **** *** ***** **********].
[********* *** **** ********** *** **********	[*** ********* ******** *** ** ****** • ****** ** ********** *** ********* ********** ** ********* ** *** ** ****** **** ********* ****** ********** *** ** **** ********** ********** (***)* ********** ******* *** ***** ********* **********] • ********** ******** *** ********** *** ******* ******* *** ******** • **** ******** *** ********** ** ******* *** ****** ** * ******* ******* ********** (**** ** *** ***)* • ****** **** **** ** ********** ********** (**** *** ****** ****) *** ********** **** ** ********** ********** **** *** ******* * ******* ** ******** *** ** ***** ******* • ******* ** **** ******** ** ********** ********** ********* ******* ********** ** ******** ** *****
[********* *** *** ********** ** **** ****** **********	[*** ********* ******** *** ** ****** • ****** ****** ** *** ******* *** *** ****** *** ********** ********** • ***** ********** *** **** ** ******* ******* *** *** ** ********] • *** ********** ** ***** *** ********* ******** **** *** ******** ** ***** **** ******** ********** **** ******* *** ********** ** ********** **** ********** *** (********* *** ****) *** *** *** ********** ********** *** ********* ** ****** **** **** ********** *** ******* ********** ********** ********** *** ******** **** (********* ** ******* ** ***** ********** **********)*]
[********* *** *** ********** ** **** ****** *******	[*** ********* ******** *** ** ****** • ******** ********* *** ********* ********* *** ******** ** ****** **** ******* ******* ****** ********** *** ********* *** ******* • ********* *** ** ***** ** ****** ********** ********* ***** ** ********** ****** *** *** ********* ** ****** ********** **** * ********* *** ******** ********* ***** ** ******* ********* • **** ********** ** **** ***** ******* ********** • ******* ********* • **** ********** ** **** ***** ******* ********** • ******** ******** ********* • ****** ****** ******** *** *** ***** • ****** ******* ***** (***)* • *****_****** ********** (***)* • *** ********** *** ******* ** **** ***** ********* **** ****** ******* **********!* **** (*********) *** **********
[********* *** ******** ********* ******** ** ********* ** ***** ********* **** *** **********	[*** ********* ******** *** ** ****** • ******** ******** ****** ********** • ********** ** *** ******** ** ******** ******** ** * * * **** • ***** ********** ** *** ********** ****** ********** ********* ***** *** ****** *****]

	• [********* ******* ** *** ********** ********** ** ********** *** ********* • *** ********** ******** ********** (**** **** ******** ******** ******* *** **********) *** ********** ********** ** ********** ** *** ********** ** ********** ** ***** ********* • ******* ** ********** ******** ********** ** ******** **** ** ******* ********** *** ********** ***** *** ********** ********** ******* ******* ** ***** ********** • *** ******** *** ********* ******* ***** ******* *** ******* ** ********** ********* ********** ********* *** ******** ** *** ****** ********** *** ******** ********* ********** • ********* ******* ******* ****** ** ** ********** ******** ******** **** **** *** ********** ****** *** ********** ********** • ******* ***** ******* **** *** *** ******* ** ******* ** ******** • ******* ***** ******* **** **** *** *** ********* ** ******** ********** *** ********* ********* ********** ** **** ** ********** • ******* ***** ******* **** **** *** ***** ********** ********** ***** **** ****** • *** ********** ********* ********** **** ***** ******* ** ********* **** ***** ******** ******* ****.* ******** ****]
	• ********** ** *** ********* ** ********** ** ***** ********* **** *** ********** • ******* **** ******* ******** *** ******** **** *** ********** ********* ********** *** **** *** ******** ******** • *** ******* ********** *** ********** ********* ********* ********* ********** ******** *** ******* **** ******* *** ******* ******* ** ********** **** ******* ***** ******* *** ********** (***** ** *** **** ******) ** *** ********** **** *** ********** • ********* ** **** ******** ***** ** ********** ********* ********** **** ******* ** ********** ** ********** ********** • *** ******* ********** *** ********* ********* ********** ******** ******* ******** *** ******** **** *** *** ********* ** * ********* ***** *** ********** *** ******** ******** • *** ******* ********** *** ********* ********* ********** ******** **** ******* *** ******* ******* *** *** ********* ** * ********* ***** *** ******* ******* *** ********** **** ** ******* ******** ******** • ******** *** ********** ******* ***** *** ***** *** ** ******* • **** ********** ********** ** ***** ******* *** ********** ** **** ******* ********** ******** ** *** ********** ********* *** ***** ** ********** *** ********* **** *** ******* • ********** ** ********** ** ******* *** ****** **** ********** ********* ********* *** ********** *** ********** ********]
[********* *** ********* ******* ********]	[*** ********** ********* *** ** *******

20250918047 16

	• ******** • ******* *** ******* ******** [******* ******** ****** *** ************ ********** (****) *******]
[********* *** ********* ******* ************, ********* ******** ************]	[*** ********** ********* *** ** ******* • ******* ******* ******* *** ********** • ******* ********** ******** • ******** *************** • ************ ********* ********** ************ *** ******** • ********** ********** ******* ** ******* **** ******* ******* *** ******** *** ** ********* *** ***** ** ********** ******** ** ********** ******* *** ******** ** *** ******* *********]
[********* *** ********* ** *** ** ********* ********** *** **********]	[*** ********** ********* *** ** ******* • ********* ********* ********* ****** **** ****** ********** ** ******************** ********** ********* *** ******** ********** ********** ** ******** *** ******* ********* ******* *** ********** **** ***** ******* *** ***************** ** ******* **** * ******* ********* **** ** ** ***** **** ******** • ********** ********** ******** ********** ******* (****) ** ********** **** *** *** ********** ********** • ********************* ********* ********** ********* ** ** ******** *** ** **** **** *** ************** ********** • ******** ********** ********* ******** ********** ********** *************** • ********** *** ********** ******* ** ******** *** ********!* ********** ********* *** ********** ********* • *** ********** *** *************** *** ********* ********** ********* ******* *** **** ********* ** ***** *** ** ********** ** ********* ********** ** **** ******* ********** ** ********** ********** *** ******* ********** ********* ********* • ********** *** ******* ********* ****** **** ********* *************** • *** ***** *** *** *** **********
[********* *** ************************* ** ********** *** ********]	[*** ********** ********* *** ** ******* • ********** ********* *** ******** ********** **************** • ******* ******* ** * ********** ********** ********* • ********* *** *** *** *** ***** ********** ********** ** *** ********** ** ********* ***** ********** *** ***************** *** ******** ** ********** ******* *** ********** ** ***** ** *** ********** • ********** *** ******* *** ***** ***** *** *** **** • ******* ***** ********* *** ***** ******** ********** ****** ** ** ************** ** ****** ** ********* ** ** ************** ********** (*** *****) *** **** ********** (***** *****) ***** ***] [******* ** *** ****** ** *** ***** ** ********** **** *** **** ** *** ********** ** ***** **********]

[********* *** ********* **** ********** ********** ********

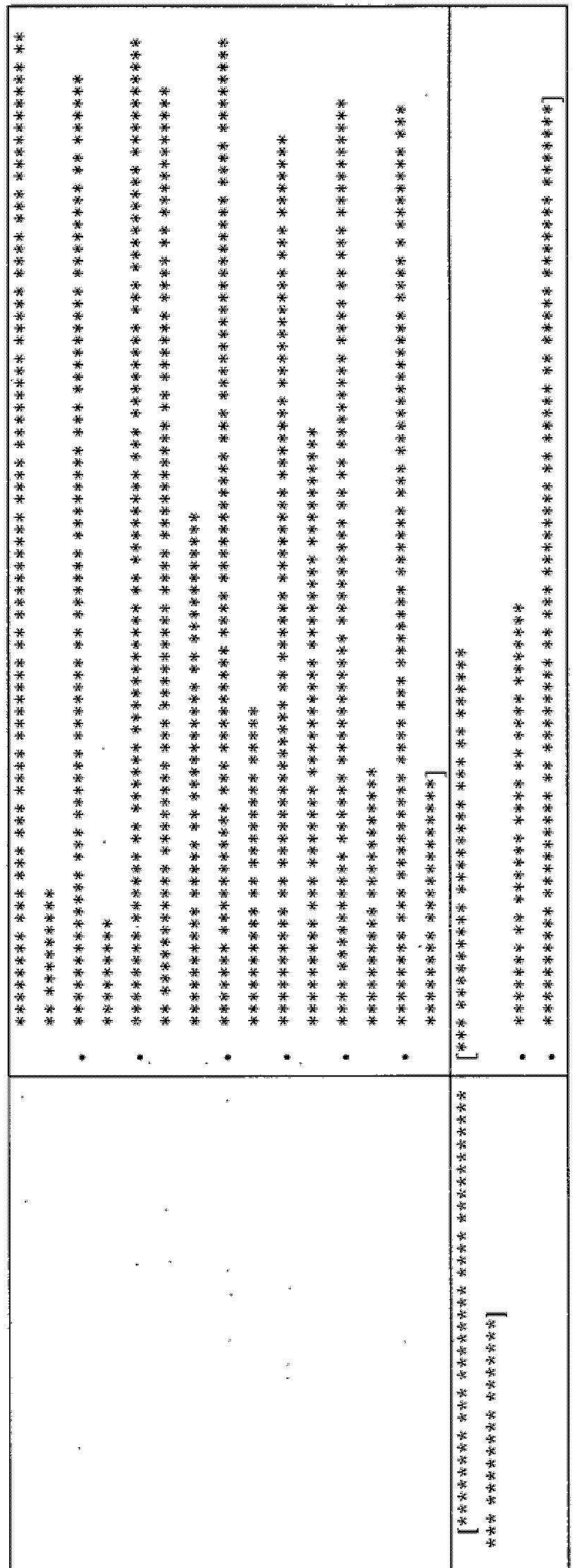

20250918047 19

THIS DOCUMENT CONTAINS INFORMATION WHICH HAS BEEN EXCLUDED FROM THE EXHIBIT BECAUSE IT IS BOTH (I) NOT MATERIAL AND (II) WOULD BE COMPETITIVELY HARMFUL IF PUBLICLY DISCLOSED. SUCH EXCLUDED INFORMATION IS IDENTIFIED BY BRACKETS AND MARKED WITH (***).

NINTH AMENDMENT
TO
AMENDED AND RESTATED
CSG MASTER SUBSCRIBER MANAGEMENT SYSTEM AGREEMENT
BETWEEN
CSG SYSTEMS, INC.
AND
CHARTER COMMUNICATIONS OPERATING, LLC

SCHEDULE AMENDMENT

This Ninth Amendment (the "Amendment") is made by and between **CSG Systems, Inc.**, a Delaware corporation ("CSG"), and **Charter Communications Operating, LLC**, a Delaware limited liability company ("Customer"). CSG and Customer entered into that certain Amended and Restated CSG Master Subscriber Management System Agreement effective as of January 1, 2022 (CSG document no. 44754), as amended (the "Agreement"), and now desire to further amend the Agreement in accordance with the terms and conditions set forth in this Amendment. If the terms and conditions set forth in this Amendment shall be in conflict with the Agreement, the terms and conditions of this Amendment shall control. Any terms in initial capital letters or all capital letters used as a defined term but not defined in this Amendment shall have the meaning set forth in the Agreement. Upon execution of this Amendment by the parties, any subsequent reference to the Agreement between the parties shall mean the Agreement as amended by this Amendment. Except as amended by this Amendment, the terms and conditions set forth in the Agreement shall continue
in full force and effect according to their terms.

WHEREAS, CSG and Customer have agreed that CSG will provide and Customer will consume a new Print and Mail service that will allow CSG to process Customer-provided flagged data files of [**** ******* (***) ** ***** *********]; and

WHEREAS, CSG and Customer have agreed that CSG will provide [****** *********] services and [*********] shipping for those certain Customer-designated data files; and

WHEREAS, CSG and Customer have agreed to amend Schedule C, "Recurring Services," and Schedule F, "Fees," accordingly for the new Print and Mail Services and associated Alternate Delivery Services.

NOW, THEREFORE, in consideration of the mutual covenants and agreements contained herein and for other good and valuable consideration, the receipt and sufficiency of which is hereby acknowledged, CSG and Customer agree to the following as of the Amendment Effective Date (defined below).

1. **Customer hereby requests and CSG agrees that CSG will configure and implement a process by which data files for statement processing provided by Customer that require print and delivery are flagged to identify any such data files that will include [**** ******* (***) ** *****] documents (commonly known as "[***** ****]"). For the avoidance of doubt [**** **********] is not included in [***** ****]. Therefore, upon the Amendment Effective Date, the following changes are hereby made to the Agreement:**

   (a) Schedule C of the Agreement, entitled "Recurring Services," Exhibit C-2, "Print and Mail Services," will be amended to add a new Section 16, "[***** ****] Statement Processing" as follows:

   > **"16. [***** ****] Statement Processing.** [***** ****] Statement Processing will be performed by CSG for statement data files provided to CSG by Customer or its third party biller that require print and delivery and are flagged by Customer or its third party biller for [***** ****] statement processing. Such flagged data will be segregated and separately processed as [***** ****]

20250918047 20

statements by CSG according to CSG-configured systems and tools and will be prepped by CSG for delivery pursuant to the terms of the Agreement and subject to the [***** ****] Statement Processing fees specified in Schedule F, "Fees," to the Agreement. For the avoidance of doubt [**** **********] is not included in [***** ****]."

2. **Customer hereby requests and CSG agrees to configure and implement [****** ********* *********] Statement Processing pursuant to CSG's Print and Mail Services. Therefore, upon the Amendment Effective Date, the following changes are hereby made to the Agreement:**

a) Schedule C of the Agreement, entitled "Recurring Services," Exhibit C-2, "Print and Mail Services," will be amended to add a new Section 17, "[****** ********* *********] Statement Processing" as follows:

"17. [****** ********* *********] **Statement Processing.** [****** ********* *********] Statement Processing will be available to allow certain Customer-identified data to be processed outside the defined Print and Mail statement processes under the Agreement. The specified [****** ********* *********] Statements data will be [*********] captured from Customer-provided data files for statement processing. Printed documents will be [********* *********] to a specified carrier envelope or box (the "Package") for shipping as directed by Customer via [********** *********] courier."

3. **In connection with Sections 1 and 2 of this Amendment, the following additional changes are hereby made to the Agreement:**

Schedule F, "Fees," Section 1, "CSG Services," Section III, "Payment Procurement," subsection A, "Direct Solutions (Print and Mail)," subsection 9, "Other Print and Mail Ancillary Service Fees, shall be amended to add, respectively a new subsection g, "[***** ****] Statement Processing," and h, "[****** ********* *********] Statement Processing," as follows:

Description of Item/Unit of Measure	Frequency	Fee
g. [***** ****] Statement Processing		
1. Setup Fees for statement processing of five hundred (500) or fewer documents (a "Small Job") **(Note 46)**	[*** ***** ***]	[******]
h. [****** ********* *********] Statement Processing		
1. [****** ********* *********] Processing Fee **(Note 47)**	[*** *******]	[*****]
2. [*********] Courier Package Shipping Fees **(Note 48)**	[*******]	[******]

Note 46: A "[***]" is each Customer-provided data file for statement processing by CSG; the specified [*** ***] fee in the fee table above for such individual [****] is in addition to any other applicable Direct Solutions (Print and Mail) fees under the Agreement.
Note 47: The [****** ********* *********] Processing Fee includes a [******* *******] fee of [*******], irrespective of whether the total number of Customer-requested Packages from [***** ****] prepped for [********* **********] courier delivery, even if such total number of Packages in any [******* *****] is fewer than [*** ******* (***)]. The total number of Packages will not exceed [*** ******* (***)] Packages per [******* *****]; the specified [****** ********* *********] Processing Fee in the fee table above is in addition to any other applicable Direct Solutions (Print and Mail) fees under the Agreement.
Note 48: [*********] Courier Package Shipping Fees will be invoiced to Customer [*******] in arrears.

THIS AMENDMENT is executed on the days and year signed below to be effective as of the date last signed below (the "Amendment Effective Date").

CHARTER COMMUNICATIONS OPERATING, LLC ("CUSTOMER")

CSG SYSTEMS, INC. ("CSG")

20250918047721

By: Charter Communications, Inc., its Manager

By:	/s/ Kevin Brosnan	By:	/s/ Michael J Woods
Name:	Kevin Brosnan	Name:	Michael Woods
Title:	GVP, Billing Solutions	Title:	President, NA CMT
Date:	Oct 3, 2024	Date:	Oct 3, 2024

20250918047722

1. INTRODUCTION

This Insider Trading Policy ("Policy") has been adopted in order to take an active role in the prevention of insider trading violations. This Insider Trading Policy applies to CSG and the Covered Parties identified below, regardless of the geographies in which they are located.

2. STATEMENT OF INTENT

U.S. federal and state securities laws prohibit trading in securities when aware of material nonpublic information about the securities or the issuer of the securities (referred to as "insider trading"). In order to avoid penalties and reputational damage to CSG and persons subject to this Policy, CSG has adopted this Policy to implement procedures designed to prevent trading based on material nonpublic information.

3. INDIVIDUAL RESPONSIBILITY

Every Covered Party has the individual responsibility to comply with this Policy, and the applicable insider trading laws. A Covered Party may, from time to time, have to forego a proposed transaction in CSG's securities even if she or he planned to make the transaction before learning of the material nonpublic information and even though the person believes she or he may suffer an economic loss or forego anticipated profit by waiting. The U.S. securities laws do not recognize mitigating circumstances, and even small violations or trades that do not result in a profit are prosecuted. Trading in CSG's securities during an Open Window should not be considered a "safe harbor," and all Covered Parties should use good judgment at all times.

4. COVERED PARTIES

The Policy applies to the following, who are defined as "Covered Parties" under this Policy:

- Officers of CSG;
- Members of CSG's Board of Directors;
- All other employees of CSG and all of its subsidiaries;
- Consultants or contractors to CSG and its subsidiaries whose work brings them into contact with material nonpublic information related to CSG;
- Members of the immediate family or household of all of the foregoing; and
- Entities controlled or influenced by any of the foregoing (including corporations, partnerships, or trusts).

20250918047 23

This Policy also applies to CSG insofar as CSG will not engage in transactions in CSG's securities while aware of material nonpublic information relating to CSG or CSG securities.

5. COVERED TRANSACTIONS

This Policy applies to all transactions in CSG's securities, including common stock, options for common stock and any other securities CSG may issue from time to time, such as preferred stock, warrants and convertible debentures, as well as to derivative securities relating to CSG's stock, whether or not issued by CSG, such as publicly traded options. Transactions subject to this Policy include purchases, sales and other transactions in CSG securities as set forth below.

6. PROHIBITION ON INSIDER TRADING

No Covered Party shall engage in any transaction involving CSG's securities, including any offer to purchase or offer to sell, during any period when the Covered Party is aware of material nonpublic information concerning CSG.

No Covered Party shall disclose ("tip") material nonpublic information about CSG to any other person, nor shall such Covered Party make recommendations or express opinions on the basis of material nonpublic information as to trading in CSG's securities.

This Policy also prohibits trading in another company's securities (such as customers, vendors, suppliers or competitors of CSG) while the Covered Party is aware of material nonpublic information concerning that company when that information is obtained in the course of employment with, or through services performed on behalf of, CSG. This Policy also prohibits tipping or making trading recommendations on the basis of such information.

This Policy shall continue to apply to transactions in CSG's securities even after termination of a Covered Party's service to the company. If a person is aware of material nonpublic information when his or her service terminates, that individual may not engage in transactions in CSG's securities until that information has become public or is no longer material.

7. DEFINITION OF MATERIAL NONPUBLIC INFORMATION

It is not possible to define all categories of material nonpublic information. However, information should be regarded as material if there is a substantial likelihood that a reasonable investor would consider the information important in making an investment decision regarding the purchase or sale of CSG's securities.

20250918047724

Put another way, there must be a substantial likelihood that the information would be viewed by a reasonable investor as having significantly altered the total mix of information available in the market concerning CSG.

Either positive or negative information may be material. Questions concerning whether nonpublic information is material can be directed to CSG's General Counsel, who serves as the trading compliance officer for this Policy (the "Compliance Officer").

It is not possible to define all categories of material information, but information about the following subjects are examples of the type of information that would often be regarded as material and should be analyzed carefully:

- Financial results or projections of future financial results;
- Significant mergers, acquisitions, joint ventures or other strategic relationships;
- Significant new products or services;
- Gain or loss, or change in status of, a significant customer or supplier or a significant contract with a customer or supplier;
- Significant changes in pricing or cost structures;
- Significant pending or threatened litigation or regulatory actions;
- Significant cybersecurity incidents or technology disruption;
- Changes in senior management;
- Changes in dividend policy, repurchase programs or stock splits;
- Significant restructuring or impairment;
- Changes in accountants or any financial restatement; and
- Financial liquidity problems, bankruptcy or receivership.

The above list is only illustrative; many other types of information may be considered "material" depending on the circumstances.

Information is considered nonpublic if it has not been previously disclosed to the general public and is otherwise not available to the general public. Material information ceases to be nonpublic when it has been disseminated and absorbed by the market, which is considered to occur after one full trading day has passed following the public disclosure of that information.

8. PROHIBITED SPECULATIVE TRANSACTIONS

Regardless of whether a Covered Party is aware of material nonpublic information, at no time may any Covered Party engage in speculative transactions in CSG securities, including:

20250918047 25

- Using CSG securities as collateral for loans or in margin accounts;
- Engaging in transactions involving publicly traded options, such as puts and calls, relating to CSG securities;
- Short sales of CSG securities; and
- Transactions that are designed to hedge or offset any decrease in the market value of CSG securities, including the purchase of zero-cost collars, prepaid variable forward sales contracts, equity swaps and exchange funds (provided that general portfolio diversification or investing in broad-based index funds is permitted).

These activities are prohibited under this Policy because, among other problems, these types of transactions:

- May result in transactions in CSG securities occurring outside the Open Window (defined below); and/or
- May create an appearance of impropriety because these types of transactions often focus on short-term and speculative interest in CSG's securities or otherwise result in a profit from poor company performance.

Limit orders with brokers should not extend beyond any Open Window and be cancellable upon an imposition of a Closed Window (as defined below).

9. CSG'S TRADING WINDOWS

CSG has determined that all members of CSG's Board of Directors, all employees of CSG with a director-level role or above, members of CSG's accounting, finance, investor relations, corporate strategy and development, and legal teams, and executive assistants to any of the same (as well as such other individuals as may be determined from time to time by the Compliance Officer), together with the members of their immediate families and households and related entities that constitute Covered Parties (collectively, all of the foregoing are referred to as "Access Persons") shall be prohibited from buying, selling or otherwise effecting transactions in any securities of CSG or derivative securities thereof EXCEPT during the following trading window:

Beginning at the open of market after one full trading day has passed following public disclosure of CSG's financial results for a preceding calendar quarter or year and ending at the close of market on the 15th day of the final month of the current calendar quarter (the "Open Window").

In addition, CSG, through the Compliance Officer, may authorize longer or additional trading windows in which buying, selling, or otherwise effecting transactions in CSG's securities shall be permitted pursuant to this Policy as if it were the "Open Window." Similarly, CSG, through the Compliance Officer, may

20250918047 26

impose special "Closed Window" periods during which certain Covered Persons will be prohibited from buying, selling, or otherwise effecting transactions in CSG's securities, even though the trading window would otherwise be open. If a Closed Window is imposed, CSG will notify affected individuals, who should thereafter not engage in any purchase, sale or other transaction in CSG's securities and should not disclose to others the fact of such suspension of trading until notified by the Compliance Officer that the Closed Window has ended.

Even during an Open Window, any person aware of material nonpublic information should not engage in any transactions in CSG's securities until one full trading has passed following the date of public disclosure of such information, whether or not CSG has recommended a suspension of trading to that person.

Finally, in the event a Covered Party's service to CSG ends, please note that the prohibitions on trading on the basis of material nonpublic information continue and the Compliance Officer may authorize limitations on the trading of CSG securities by a departing Covered Party following the termination of such person's service.

10. PRE-CLEARANCE OF TRADES BY CERTAIN LEADERS AND MEMBERS OF THE BOARD OF DIRECTORS

All members of CSG's Board of Directors and all employees of CSG with a Senior Vice President-level role or above are prohibited from trading in CSG's securities, even during the Open Window, without first contacting CSG's Compliance Officer and obtaining pre-clearance to commence trading in CSG's securities by submitting a pre-clearance form provided by the Compliance Officer.

Pre-clearance of any trade must be submitted to the Compliance Officer, and pre-clearance of any trade shall only last for a period of three trading days after approval of such request.

11. ADOPTION AND EFFECT OF 10B5-1 TRADING PLANS

CSG permits all Access Persons to adopt trading plans in accordance with Securities and Exchange Commission Rule 10b5-1(c) (17 C.F.R. § 240.10b5-1(c)) (a "10b5-1 trading plan"). The restrictions on trading set forth in this Policy shall not apply to trades made pursuant to a 10b5-1 trading plan that complies with applicable laws, regulations, and this Policy, including the requirements set forth on Appendix A.

In addition, the entry into or amendment of a 10b5-1 trading plan by a member of CSG's Board of Directors or any employee of CSG with a Senior Vice President-level role or above, must be pre-approved by CSG's Compliance Officer. Unless otherwise authorized by the Compliance Officer, all 10b5-1 trading plans must be

20250918047727

made through CSG's outside stock plan administrator, Fidelity Investments. The adoption, amendment and termination of, and trades made pursuant to, 10b5-1 trading plans will be disclosed as required under applicable law and Access Persons must cooperate with CSG in the preparation of such disclosures. More information concerning trading plans is available from the Compliance Officer including information about any applicable public disclosure requirements.

12. EXEMPTIONS FROM THIS POLICY

The exercise of stock options under CSG's equity compensation plan with a cash payment, stock swap or net exercise to pay the exercise price and tax withholding is exempt from this Policy since the other party to these transactions is CSG itself. This exemption does not apply to the sale of any shares issued upon such exercise and it does not apply to a broker-assisted cashless exercise of options, which is accomplished by a sale of a portion of the shares issued upon exercise of an option. Other transactions which are also exempt from this Policy include: (i) the vesting of restricted stock awards or units, including performance-based restricted stock awards or units, or the withholding of shares to satisfy tax withholding requirements; (ii) purchases of CSG securities in the employee stock purchase plan; provided however, this Policy does apply to an election to participate in the plan and any amendments or adjustments to such involvement; (iii) automatic purchases of CSG securities under CSG's dividend reinvestment plan; and (iv) bona fide gifts of CSG securities (a) to a Covered Party subject to the provisions of this Policy as the person making the gift or (b) where the person making the gift has a reasonable basis for believing that the recipient of the gift will not sell the CSG securities during a Closed Window applicable to the person making the gift at the time of the gift; provided that all such gifts by persons subject to the pre-clearance requirements must still be pre-cleared by the Compliance Officer.

13. CONSEQUENCES FOR VIOLATION

Employees who violate this Policy shall be subject to disciplinary action by CSG, which may include ineligibility for future participation in CSG's equity and other incentive plans or termination of employment.

Pursuant to U.S. federal and state securities laws, Covered Parties who engage in insider trading may be subject to criminal and civil fines and penalties as well as imprisonment for engaging in transactions in securities at a time when they have knowledge of material nonpublic information regarding the issuer of the securities. In addition, Covered Parties may be liable for improper transactions by any person (commonly referred to as a "tippee") to whom they have disclosed material nonpublic information regarding the issuer of the securities or to whom they have made recommendations or expressed opinions on the basis of such information as

20250918047 28

to trading in the company's securities.

14. COMPLIANCE OFFICER

The duties of the Compliance Officer shall include:

a. Pre-clearing transactions and the entry into or amendment of 10b5-1 trading plans, as required under this Policy. In order to pre-clear a trade or enter into or amend a 10b5-1 trading plan, a Covered Party must first email preclearance@csgi.com, and the Covered Party will receive instructions on how to complete and submit the relevant information and/or form;
b. Distributing quarterly reminders of the dates that the Open Window begins and ends, and informing impacted persons regarding Closed Windows; and
c. Assisting CSG in implementation of this Policy.

The duties of the Compliance Officer may be delegated by the Compliance Officer to such other individuals as the Compliance Officer deems appropriate. For any questions concerning this Policy or its application, please email the Compliance Officer at preclearance@csgi.com.

20250918047 29

Appendix A

Rule 10b5-1 Trading Plan Transactions Policy

Rule 10b5-1 under the Securities Exchange Act of 1934 (the "Exchange Act") provides a defense from insider trading liability under Rule 10b-5. In order to be eligible to rely on this defense, a person subject to this Policy must enter into a 10b5-1 trading plan for transactions in CSG securities that meets certain conditions specified in that rule. Once the plan is adopted, the person must not exercise any influence over the amount of securities to be traded, the price at which they are to be traded or the date of the trade. The plan must either specify the amount, pricing and timing of transactions in advance or delegate discretion on these matters to an independent third party.

The following guidelines apply to all 10b5-1 trading plans (unless otherwise approved by the Compliance Officer):

- For persons subject to Section 16 of the Exchange Act ("Section 16 Persons"), no transaction may take place under a 10b5-1 trading plan until expiration of a cooling-off period consisting of the later of (a) 90 days after adoption or modification (as specified in Rule 10b5-1) of the 10b5-1 trading plan or (b) two business days following the disclosure of the company's financial results in a Form 10-Q or Form 10-K for the fiscal quarter (the company's fourth fiscal quarter in the case of a Form 10-K) in which the 10b5-1 trading plan was adopted or modified (as specified in Rule 10b5-1), but in any event, this required cooling-off period is subject to a maximum of 120 days after adoption of the plan.
- For persons other than Section 16 Persons, no transaction may take place under a 10b5-1 trading plan until the expiration of a cooling-off period that is 30 days following the adoption or modification (as specified in Rule 10b5-1) of a 10b5-1 trading plan.
- Subject to certain limited exceptions specified in 10b5-1, a Covered Party may not have more than one 10b5-1 trading plan in effect at any same time.
- Subject to certain limited exceptions specified in Rule 10b5-1, a Covered Party may only enter into a 10b5-1 trading plan that is designed to effect an open market purchase or sale of the total amount of securities subject to the 10b5-1 trading plan as a single transaction (a "single-transaction plan") if the Covered Party has not entered into a "single-transaction plan" in the prior 12 months.
- A Covered Party must act in good faith with respect to a 10b5-1 trading plan. A 10b5-1 trading plan cannot be entered into as part of a plan or scheme to evade the prohibition of Rule 10b-5. Therefore, although modifications to an existing

20250918047730

10b5-1 trading plan are not prohibited, a 10b5-1 trading plan should be adopted with the intention that it will not be amended or terminated prior to its expiration.

- Section 16 Persons must include a representation in the 10b5-1 trading plan that (i) the person is not aware of material, nonpublic information about the company or CSG securities and (ii) the person is adopting the plan in good faith and not as part of plan or scheme to evade the prohibitions of Rule 10b-5.

For purposes of the above, a modification as specified in Rule 10b5-1 includes any modification of a 10b5-1 trading plan that changes the amount, price or timing of the purchase or sale of securities underlying the 10b5-1 trading plan.

20250918047 31

CSG Systems International, Inc.
Subsidiaries of the Registrant
As of December 31, 2024

Subsidiary	State or Country of Organization
Ascade AB	Sweden
Ascade Middle East FZ-LLC	United Arab Emirates
Billing Intec Uruguay S.A.	Uruguay
CSG Forte Payments Holdings, Inc.	Delaware
CSG Forte Payments, Inc.	Delaware
CSG Forte Payments Canada, Inc.	Canada
CSG International Australia Pty Limited	Australia
CSG International Colombia SAS	Colombia
CSG International Pty Limited	Australia
CSG International PTE Ltd	Singapore
CSG International Sdn Bhd	Malaysia
CSG SA Holdings (Pty) Limited	South Africa
CSG SA Services (Pty) Limited	South Africa
CSG Systems International, Inc.	Delaware
CSG Systems International (India) Pvt. Ltd.	India
CSG Systems U.K. Limited	United Kingdom
CSG Systems, Inc.	Delaware
CSGI Maroc Sarl	Morocco
Designgen, Comunicação Visual, Unipessoal Lda.	Portugal
DGIT Systems Pty, Ltd.	Australia
DGIT Holdings Pty, Ltd.	Australia
DGIT NZ Limited	New Zealand
Digiquant, Inc.	Delaware
Independent Technology Billing Solutions S de RL de CV	Mexico
Inomial Pty, Ltd.	Australia
Independent Technology Systems Limited	United Kingdom
Independent Technology Systems for Information Technology LLC	Saudi Arabia
Independent Technology Systems SL Unipersonal	Spain
Intec Billing Canada Ltd.	Canada
Intec Billing Ireland Ltd.	Ireland
Intec Billing, LLC	Delaware
Intec Billing Nigeria Limited	Nigeria
Intec Telecom Systems (France) SARL	France
Intec Telecom Systems Denmark A/S	Denmark
Intec Telecom Systems Deutschland GmbH	Germany
Intec Telecom Systems do Brasil Limitada	Brazil
Intec Telecom Systems Italia S.P.A.	Italy
Intec Telecom Systems Limited	United Kingdom
Intec Telecom Systems South Africa (Pty) Limited	South Africa
Keydok Mexico SA de CV	Mexico
MobileCard Holdings, LLC	Delaware
PT CSG Systems Indonesia	Indonesia
Tango Telecom Ltd.	Ireland
Tango Telecom Sdn Bhd	Malaysia
Volubill Danmark ApS	Denmark
Volubill, Inc.	Delaware

20250918047 32

Consent of Independent Registered Public Accounting Firm

We consent to the incorporation by reference in the registration statements (Nos. 333-248228, 333-266669, 333-274126) on Form S-8 of our reports dated February 20, 2025, with respect to the consolidated financial statements of CSG Systems International, Inc. and the effectiveness of internal control over financial reporting.

/s/ KPMG LLP

Omaha, Nebraska
February 20, 2025

20250918047 33

CERTIFICATIONS PURSUANT TO
SECTION 302
OF THE SARBANES-OXLEY ACT OF 2002

I, Brian A. Shepherd, certify that:

1. I have reviewed this annual report on Form 10-K of CSG Systems International, Inc.;

2. Based on my knowledge, this report does not contain any untrue statement of a material fact or omit to state a material fact necessary to make the statements made, in light of the circumstances under which such statements were made, not misleading with respect to the period covered by this report;

3. Based on my knowledge, the financial statements, and other financial information included in this report, fairly present in all material respects the financial condition, results of operations and cash flows of the registrant as of, and for, the periods presented in this report;

4. The registrant's other certifying officer and I are responsible for establishing and maintaining disclosure controls and procedures (as defined in Exchange Act Rules 13a-15(e) and 15d-15(e)) and internal control over financial reporting (as defined in Exchange Act Rules 13a-15(f) and 15d-15(f)) for the registrant and have:

   (a) Designed such disclosure controls and procedures, or caused such disclosure controls and procedures to be designed under our supervision, to ensure that material information relating to the registrant, including its consolidated subsidiaries, is made known to us by others within those entities, particularly during the period in which this report is being prepared;

   (b) Designed such internal control over financial reporting, or caused such internal control over financial reporting to be designed under our supervision, to provide reasonable assurance regarding the reliability of financial reporting and the preparation of financial statements for external purposes in accordance with generally accepted accounting principles;

   (c) Evaluated the effectiveness of the registrant's disclosure controls and procedures and presented in this report our conclusions about the effectiveness of the disclosure controls and procedures, as of the end of the period covered by this report based on such evaluation; and

   (d) Disclosed in this report any change in the registrant's internal control over financial reporting that occurred during the registrant's most recent fiscal quarter (the registrant's fourth fiscal quarter in the case of an annual report) that has materially affected, or is reasonably likely to materially affect, the registrant's internal control over financial reporting; and

5. The registrant's other certifying officer and I have disclosed, based on our most recent evaluation of internal control over financial reporting, to the registrant's auditors and the audit committee of the registrant's board of directors (or persons performing the equivalent functions):

   (a) All significant deficiencies and material weaknesses in the design or operation of internal control over financial reporting which are reasonably likely to adversely affect the registrant's ability to record, process, summarize and report financial information; and

   (b) Any fraud, whether or not material, that involves management or other employees who have a significant role in the registrant's internal control over financial reporting.

Date: February 20, 2025

/s/ Brian A. Shepherd
Brian A. Shepherd
President and Chief Executive Officer

EXHIBIT 31.02

20250218047 34

CERTIFICATIONS PURSUANT TO
SECTION 302
OF THE SARBANES-OXLEY ACT OF 2002

I, Hai Tran, certify that:

1. I have reviewed this annual report on Form 10-K of CSG Systems International, Inc.;

2. Based on my knowledge, this report does not contain any untrue statement of a material fact or omit to state a material fact necessary to make the statements made, in light of the circumstances under which such statements were made, not misleading with respect to the period covered by this report;

3. Based on my knowledge, the financial statements, and other financial information included in this report, fairly present in all material respects the financial condition, results of operations and cash flows of the registrant as of, and for, the periods presented in this report;

4. The registrant's other certifying officer and I are responsible for establishing and maintaining disclosure controls and procedures (as defined in Exchange Act Rules 13a-15(e) and 15d-15(e)) and internal control over financial reporting (as defined in Exchange Act Rules 13a-15(f) and 15d-15(f)) for the registrant and have:

   (a) Designed such disclosure controls and procedures, or caused such disclosure controls and procedures to be designed under our supervision, to ensure that material information relating to the registrant, including its consolidated subsidiaries, is made known to us by others within those entities, particularly during the period in which this report is being prepared;

   (b) Designed such internal control over financial reporting, or caused such internal control over financial reporting to be designed under our supervision, to provide reasonable assurance regarding the reliability of financial reporting and the preparation of financial statements for external purposes in accordance with generally accepted accounting principles;

   (c) Evaluated the effectiveness of the registrant's disclosure controls and procedures and presented in this report our conclusions about the effectiveness of the disclosure controls and procedures, as of the end of the period covered by this report based on such evaluation; and

   (d) Disclosed in this report any change in the registrant's internal control over financial reporting that occurred during the registrant's most recent fiscal quarter (the registrant's fourth fiscal quarter in the case of an annual report) that has materially affected, or is reasonably likely to materially affect, the registrant's internal control over financial reporting; and

5. The registrant's other certifying officer and I have disclosed, based on our most recent evaluation of internal control over financial reporting, to the registrant's auditors and the audit committee of the registrant's board of directors (or persons performing the equivalent functions):

   (a) All significant deficiencies and material weaknesses in the design or operation of internal control over financial reporting which are reasonably likely to adversely affect the registrant's ability to record, process, summarize and report financial information; and

   (b) Any fraud, whether or not material, that involves management or other employees who have a significant role in the registrant's internal control over financial reporting.

Date: February 20, 2025

/s/ Hai Tran
Hai Tran
Executive Vice President and Chief Financial Officer

20250918047 35

EXHIBIT 32.01

CERTIFICATION PURSUANT TO
18 U.S.C. SECTION 1350,
AS ADOPTED PURSUANT TO
SECTION 906 OF THE SARBANES-OXLEY ACT OF 2002

The certification set forth below is being submitted in connection with the Annual Report on Form 10-K (the "Report") for the purpose of complying with Rule 13a-14(b) or Rule 15d-14(b) of the Securities Exchange Act of 1934 (the "Exchange Act") and Section 1350 of Chapter 63 of Title 18 of the United States Code.

Brian A. Shepherd, the Chief Executive Officer and Hai Tran, the Chief Financial Officer of CSG Systems International, Inc., each certifies that, to the best of his knowledge:

(1) the Report fully complies with the requirements of Section 13(a) or 15(d) of the Exchange Act; and

(2) the information contained in the Report fairly presents, in all material respects, the financial condition and results of operations of CSG Systems International, Inc.

February 20, 2025

/s/ Brian A. Shepherd
Brian A. Shepherd
President and Chief Executive Officer

February 20, 2025

/s/ Hai Tran
Hai Tran
Executive Vice President and Chief Financial Officer