

Årsredovisning

för

Printing Solutions Sweden Holding AB

556728-8716

Räkenskapsåret


2023

Fastställelseintyg

Undertecknad styrelseledamot i Printing Solutions Sweden Holding AB intygar att resultaträkningen och balansräkningen i årsredovisningen har fastställts på årsstämma den 30 juni 2024. Årsstämman beslutade att godkänna styrelsens förslag till resultatdisposition.

Jag intygar också att innehållet i årsredovisningen och revisionsberättelsen stämmer överens med originalen.

Trelleborg den 30 juni 2024


Stephan Weisgerber

Årsredovisning

för

Printing Solutions Sweden Holding AB

556728-8716

Räkenskapsåret

2023

Styrelsen för Printing Solutions Sweden Holding AB avger följande årsredovisning för räkenskapsåret 2023.

Årsredovisningen är upprättad i svenska kronor, SEK. Om inte annat särskilt anges, redovisas alla belopp i tusentals kronor (Tkr). Uppgifter inom parentes avser föregående år.

Förvaltningsberättelse

Information om verksamheten

Bolaget bedriver holding verksamhet. Bolaget har ej haft några anställda under året och några löner eller arvoden har ej betalats ut.

Företaget har sitt säte i Trelleborg.

Flerårsöversikt (Tkr)	2023	2022	2021	2020
Nettoomsättning	0	0	0	0
Balansomslutning	1 572 296	1 561 977	1 249 333	935 745
Soliditet (%)	100,00	100,00	0,44	0,23

Förändringar i eget kapital (Tkr)

	Aktie- kapital	Balanserat resultat	Årets resultat	Totalt
Belopp vid årets ingång	100	1 561 877	0	1 561 977
Återbetalning aktieägartillskott		11 450		11 450
Årets resultat			-1 161	-1 161
Belopp vid årets utgång	100	1 573 327	-1 161	1 572 266

Förslag till vinstdisposition

Styrelsen föreslår att till förfogande stående vinstmedel (kronor):

balanserad vinst	1 573 327 444
årets förlust	-1 161 236
	1 572 166 208

disponeras så att	
i ny räkning överföres	1 572 166 208
	1 572 166 208

Företagets resultat och ställning i övrigt framgår av efterföljande resultat- och balansräkning med noter.

Resultaträkning

Tkr

Not

2023-01-01
-2023-12-31

2022-01-01
-2022-12-31

		0	0
Rörelsens kostnader			
Övriga externa kostnader		-117	-64
		-117	-64
Rörelseresultat		-117	-64
Resultat från finansiella poster			
Övriga ränteintäkter och liknande resultatposter		-980	0
Räntekostnader och liknande resultatposter		-19	0
		-999	0
Resultat efter finansiella poster		-1 116	-64
Bokslutsdispositioner	2	0	64
Resultat före skatt		-1 116	0
Årets resultat		-1 161	0

Balansräkning

Tkr

Not

2023-12-31

2022-12-31

TILLGÅNGAR

Anläggningstillgångar

Finansiella anläggningstillgångar

Andelar i koncernföretag

3

1 551 545

1 551 545

Uppskjuten skattefordran

38

0

1 551 583

1 551 545

Summa anläggningstillgångar

1 551 583

1 551 545

Omsättningstillgångar

Kortfristiga fordringar

Fordringar hos koncernföretag

0

64

0

64

Kassa och bank

20 713

10 368

Summa omsättningstillgångar

20 713

10 432

SUMMA TILLGÅNGAR

1 572 296

1 561 977

Balansräkning

Not

2023-12-31

2022-12-31

Tkr

EGET KAPITAL OCH SKULDER

Eget kapital

Bundet eget kapital

Aktiekapital

100

100

100

100

Fritt eget kapital

Balanserad vinst eller förlust

1 573 327

1 561 877

Årets resultat

-1 161

0

1 572 166

1 561 877

Summa eget kapital

1 572 266

1 561 977

Kortfristiga skulder

Upplupna kostnader och förutbetalda intäkter

30

0

Summa kortfristiga skulder

30

0

SUMMA EGET KAPITAL OCH SKULDER

1 572 296

1 561 977

Noter

Tkr

Not 1 Redovisnings- och värderingsprinciper

Allmänna upplysningar

Årsredovisningen är upprättad i enlighet med årsredovisningslagen och BFNAR 2012:1 Årsredovisning och koncernredovisning (K3).

Redovisningsprinciperna är oförändrade jämfört med föregående år.

Finansiella instrument

Finansiella instrument värderas utifrån anskaffningsvärdet. Instrumentet redovisas i balansräkningen när bolaget blir part i instrumentets avtalsmässiga villkor. Finansiella tillgångar tas bort från balansräkningen när rätten att erhålla kassaflöden från instrumentet har löpt ut eller överförts och bolaget har överfört i stort sett alla risker och förmåner som är förknippade med äganderätten. Finansiella skulder tas bort från balansräkningen när förpliktelserna har reglerats eller på annat sätt upphört.

Andelar i dotterföretag

Andelar i dotterföretag redovisas till anskaffningsvärde efter avdrag för eventuella nedskrivningar. I anskaffningsvärdet ingår köpeskillingen som erlagts för aktierna samt förvärvskostnader. Eventuella kapitaltillskott läggs till anskaffningsvärdet när de uppkommer.

Nedskrivningsprövning av finansiella anläggningstillgångar

Vid varje balansdag bedöms om det finns indikationer på nedskrivningsbehov av någon av de finansiella anläggningstillgångarna. Nedskrivning sker om värdenedgången bedöms vara bestående och provas individuellt.

Koncernförhållanden

Företaget är moderföretag men med hänvisning till undantagsreglerna i årsredovisningslagen 7 kap 2§ upprättas ingen egen koncernredovisning. Det överordnade moderföretaget Trelleborg AB (publ), organisationsnummer 556006-3421 med säte i Trelleborg upprättar koncernredovisning.

Nyckeltalsdefinitioner

Nettoomsättning

Rörelsens huvudintäkter, fakturerade kostnader, sidointäkter samt intäktskorrigeringar.

Balansomslutning

Företagets samlade tillgångar.

Soliditet (%)

Justerat eget kapital (eget kapital och obeskattade reserver med avdrag för uppskjuten skatt) i procent av balansomslutning.

2024070915239

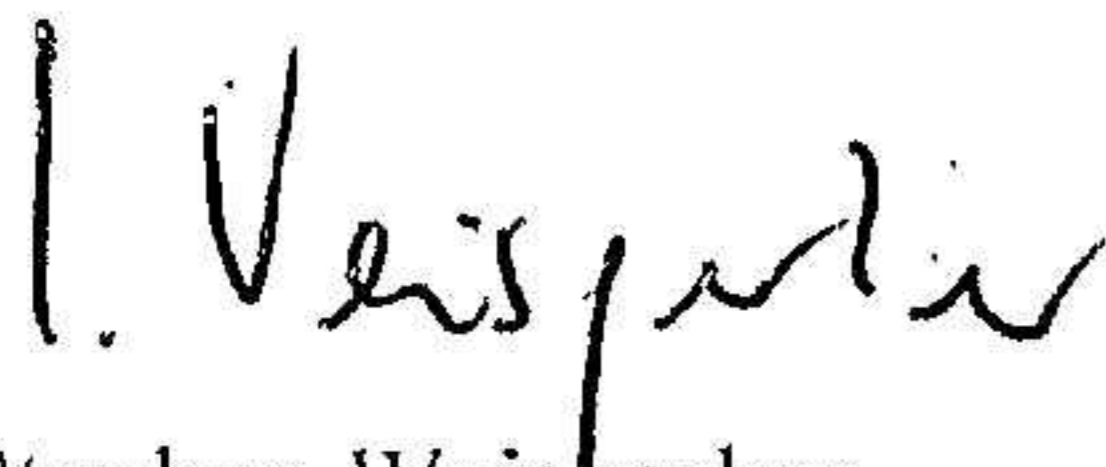
Not 2 Bokslutsdispositioner

	2023	2022
Koncernbidrag, erhållna	0	64
	0	64

Not 3 Andelar i koncernföretag

	2023-12-31	2022-12-31
Ingående anskaffningsvärden	1 602	1 300
Inköp	0	134
Kapitaltillskott		168
Utgående ackumulerade anskaffningsvärden	1 602	1 603
Ingående nedskrivningar	-51	-51
Utgående ackumulerade nedskrivningar	-51	-51
Utgående redovisat värde	1 551	1 552

Trelleborg 2024-06-30


Stephan Weisgerber
Styrelseledamot


Angela Hetzel

Continental 
The Future in Motion

2024070915240

On the Move.

2023 Annual Report of Continental Aktiengesellschaft

The management report of Continental Aktiengesellschaft is combined with the management report of the Continental Group in accordance with Section 315 (5) of the German Commercial Code (*Handelsgesetzbuch*) and is published in Continental's annual report for 2023.

The annual financial statements and the combined management report of Continental Aktiengesellschaft for fiscal 2023 are published in the electronic German Federal Gazette (*elektronischer Bundesanzeiger*).

2024070915242

Annual Report of Continental Aktiengesellschaft

4	Income Statement
5	Balance Sheet
6	Statement of Changes in Non-Current Assets
7	Notes to the Annual Financial Statements
8	Accounting Policies
9	Notes to the Balance Sheet, Assets
12	Notes to the Balance Sheet, Equity and Liabilities
15	Notes to the Income Statement
17	Other Disclosures
34	Members of the Executive Board and Their Directorships
35	Members of the Supervisory Board and Their Directorships
38	Independent Auditor's Report
43	Responsibility Statement in Accordance with Sections 264 (2) and 289 (1) of the German Commercial Code (<i>Handelsgesetzbuch - HGB</i>)
44	Financial Calendar
44	Publication Details

Continental Aktiengesellschaft

Income Statement

€ millions	See Note	2023	2022
Sales	12	337.0	277.8
Cost of sales		-325.6	-267.2
Gross margin on sales		11.4	10.6
General administrative expenses		-213.4	-213.1
Other operating income	13	101.8	37.9
Other operating expenses	14	-124.5	-161.4
Net investment income	15	51.1	1,215.2
Income from other securities and long-term loans		1.3	0.5
Amortization of investments and of short-term securities		-	-9.2
Net interest result	16	-228.5	-45.5
Result from activities		-400.8	835.0
Income tax expense	17	-22.6	148.4
Net income		-423.4	983.4
Accumulated profits brought forward from the previous year		2,834.9	2,151.5
Retained earnings		2,411.5	3,134.9

2024070915243

Balance Sheet

2024070915244

Assets

€ millions	See Note	Dec. 31, 2023	Dec. 31, 2022
Intangible assets	1	10.1	13.7
Property, plant and equipment	1	263.6	242.2
Investments	2	11,375.4	11,364.7
Non-current assets		11,649.1	11,620.6
Receivables and other assets	3	8,908.0	6,997.5
Cash and cash equivalents	4	372.3	281.2
Current assets		9,280.3	7,278.7
Prepaid expenses and deferred charges	5	81.7	72.7
Total assets		21,011.1	18,972.0

Equity and liabilities

€ millions	See Note	Dec. 31, 2023	Dec 31, 2022
Subscribed capital	7	512.0	512.0
Capital reserves	8	4,179.1	4,179.1
Revenue reserves	9	54.7	54.7
Accumulated profits brought forward from the previous year		2,834.9	2,151.5
Net income		-423.4	983.4
Shareholders' equity		7,157.3	7,880.7
Provisions	10	880.5	788.6
Liabilities	11	12,973.3	10,302.7
Total equity and liabilities		21,011.1	18,972.0



Statement of Changes in Non-Current Assets

€ millions	Historical purchase and production costs				Dec. 31, 2023
	Jan 1, 2023	Additions	Transfers	Disposals	
Acquired concessions, industrial and similar rights and assets, and licenses in such rights and assets	185.9	0.3	–	0.1	186.1
Advances to suppliers	–	0.1	–	–	0.1
Intangible assets	185.9	0.4	–	0.1	186.2
Land, land rights and buildings including buildings on third-party land	22.6	19.9	216.4	2.7	256.2
Technical equipment and machinery	5.3	–	–	5.3	–
Other equipment, factory and office equipment	6.3	5.4	6.4	4.4	13.7
Advances to suppliers and assets under construction	222.2	0.6	-222.8	–	0.0
Property, plant and equipment	256.4	25.9	–	12.4	269.9
Shares in affiliated companies	11,284.6	–	–	0.0	11,284.6
Other long-term equity investments	7.2	–	–	5.0	2.2
Long-term securities	90.5	12.6	–	7.7	95.4
Other loans	0.0	–	–	–	0.0
Investments	11,382.3	12.6	–	12.7	11,382.2
Non-current assets	11,824.6	38.9	–	25.2	11,838.3

2024070915245

2024070915246

	Accumulated depreciation and amortization				Book value		
	Jan. 1, 2023	Additions	Disposals	Reversal of impairment losses	Dec. 31, 2023	Dec. 31, 2023	Dec 31, 2022
	172.2	4.0	0.1	–	176.1	10.0	13.7
	–	–	–	–	–	0.1	–
	172.2	4.0	0.1	–	176.1	10.1	13.7
	2.9	3.7	2.7	–	3.9	252.3	19.7
	5.3	–	5.3	–	–	–	–
	6.0	0.8	4.4	–	2.4	11.3	0.3
	–	–	–	–	–	0.0	222.2
	14.2	4.5	12.4	–	6.3	263.6	242.2
	0.0	–	0.0	–	–	11,284.6	11,284.6
	7.2	–	5.0	–	2.2	0.0	0.0
	10.4	0.1	1.7	4.2	4.6	90.8	80.1
	–	–	–	–	–	–	–
	17.6	0.1	6.7	4.2	6.8	11,375.4	11,364.7
	204.0	8.6	19.2	4.2	189.2	11,649.1	11,620.6

Continental Aktiengesellschaft

Notes to the Annual Financial Statements

Continental Aktiengesellschaft, Hanover, is entered in the commercial register of the Hanover Local Court (Amtsgericht) under HRB 3527.

The annual financial statements of Continental Aktiengesellschaft have been prepared in accordance with the provisions of the German Commercial Code (*Handelsgesetzbuch - HGB*) and the supplementary provisions of the German Stock Corporation Act (*Aktiengesetz - AktG*).

Individual items of the balance sheet and income statement have been combined to improve the clarity of presentation. These items are explained separately in the notes.

The income statement has been prepared using the cost of sales method.

Please note that differences may arise as a result of the use of rounded amounts and percentages.

Accounting Policies

2024070915247

Assets

Purchased intangible assets are carried at acquisition cost and amortized on a straight-line basis in accordance with the expected useful life. Internally generated intangible assets are not capitalized.

Property, plant and equipment are measured at the cost of acquisition or production less depreciation if applicable. Movable assets of non-current assets and all other assets are depreciated on a straight-line basis. Low-value asset items with an acquisition cost of less than €1,500 each are fully recognized as an expense in the year of addition.

The expected useful lives of intangible assets and property, plant and equipment are based on the economic useful lives. Depreciation and amortization are primarily based on the following useful lives: intangible assets 3 to 6 years; buildings 10 to 25 years; and other equipment, factory and office equipment 5 to 13 years.

Impairment losses are recognized on intangible assets and property, plant and equipment if their value is expected to be permanently impaired, provided that their fair value on the reporting date is lower. If the reason for an impairment loss no longer applies, the impairment loss is reversed up to a maximum of amortized acquisition cost.

Shares in affiliated companies, investments and securities reported under non-current assets are measured at the cost of acquisition less the necessary write-down in the case of a probable permanent impairment. Write-downs are reversed up to the maximum of historical cost if the reasons for permanent impairment no longer apply.

Interest-bearing loans are carried at their nominal value while non-interest-bearing and low-interest loans are discounted to their net present value.

Receivables and other assets are carried at nominal amount. All discernible specific risks are taken into account by means of appropriate discounts. Global discounts are recognized for general credit risk. *Non-interest-bearing and low-interest receivables with a remaining term of more than one year are discounted to the balance sheet date. If hedged, receivables in foreign currencies are measured at the hedging rate.*

Short-term securities are carried at the lower of cost or market on the balance sheet date.

Bank balances in euros are recognized at nominal value. Bank balances in foreign currencies are converted at the middle spot rate as at the end of the reporting period.

Expenses before the reporting date are reported as prepaid expenses if they represent expense for a certain subsequent period.

Deferred taxes include expected tax payments and refunds from temporary differences between the commercial and tax values of assets, liabilities, deferred income and prepaid expenses and from the use of loss carryforwards. Deferred tax assets are not recognized in the balance sheet.

Equity and liabilities

The amount of provisions for pension-related obligations is determined on the basis of actuarial calculations using the projected unit credit method and the 2018 G Heubeck mortality tables. Future increases in compensation and pensions are included in the calculation. The discount rate is based on the average market interest rate of the past 10 fiscal years published by Deutsche Bundesbank where a remaining term of 15 years is assumed. Assets that serve to fulfill pension obligations only and that are withdrawn from access by all other creditors are stated at their fair value and offset against the corresponding obligations from the old-age pension. Any surplus obligations are recognized in provisions.

The other provisions have been recognized for all identifiable risks, uncertain obligations and expected losses on the basis of prudent business practice at their respective necessary fulfillment amount. Future price and cost increases are taken into consideration if there are indications of their occurrence. Provisions with a remaining term of more than one year are discounted according to the average market interest rate of the past seven fiscal years published by Deutsche Bundesbank in line with their remaining term.

The liabilities are recognized at their settlement amounts unless they are hedged. Hedged liabilities in foreign currencies are measured at the hedging rate.

Income statement

General administrative expenses relate to function costs for the finance, administration, human resources and holding functions.

Net investment income includes income and expense from profit and loss transfer agreements, income from investments, the result from the disposal of investments, and write-downs and reversals of write-downs on investments.

Transactions in foreign currencies are measured using the exchange rate at the date of addition or, if hedged, at the hedging rates. If unrealized losses result from the mean spot rates as at the balance sheet date, earnings-reducing provisions are recognized. Unrealized exchange gains are accounted for only if they pertain to receivables and liabilities with a remaining term of less than one year.

Notes to the Balance Sheet, Assets

2024070915248

1. Intangible Assets and Property, Plant and Equipment

The breakdown of asset items and their development in the year under review are shown in the statement of changes in non-current assets.

The new headquarters of Continental AG in Hanover were opened in fiscal 2023. The southern campus was completed in July 2023 and the northern campus in November 2023.

2. Investments

The disposals reported under shares in affiliated companies in fiscal 2023 relate primarily to the liquidation of ROSEA Grundstücks-Vermietungsgesellschaft mbH & Co. Objekt Hannover-Stöcken KG, Grünwald.

Securities reported under non-current assets primarily include a securities deposit that is used to ensure claims arising from the partial retirement of employees of various German companies of the Continental Group.

The disposal reported under investments resulted from the liquidation of Continental Teves Taiwan Co. Ltd., Tainan, Taiwan, that took place in fiscal 2023.

3. Receivables and Other Assets

€ thousands	Dec. 31, 2023		Dec. 31, 2022	
	Total	With term to maturity over 1 year	Total	With term to maturity over 1 year
Trade accounts receivable	113	–	1,640	–
Receivables from affiliated companies	8,897,315	41,157	6,963,399	40,545
Other assets	10,541	–	32,506	–
Receivables and other assets	8,907,969	41,157	6,997,545	40,545

Receivables from affiliated companies relate mainly to financial receivables from the provision of loans or call deposits and receivables from the transfer of profits from subsidiaries.

4. Cash and Cash Equivalents

€ thousands	Dec. 31, 2023	Dec. 31, 2022
Bank balances	372,337	281,169
Cash and cash equivalents	372,337	281,169

5. Prepaid Expenses and Deferred Charges

€ thousands	Dec. 31, 2023	Dec. 31, 2022
Fees for bonds	14,848	9,778
Syndicated loan fees	2,947	3,958
Fees for promissory note loans	20	79
Other deferred charges	63,857	58,889
Prepaid expenses and deferred charges	81,672	72,704

In September 2019, a bond was issued with a nominal volume of €500.0 million. Initially, expenses amounting to €2.2 million were recognized as prepaid expenses in connection with the issuance of the bond. €1.0 million of this was attributable to a discount. The prepaid expenses were reversed until September 2023 using the straight-line method in line with the term of the bond. Reversals in the fiscal year amounted to €0.4 million.

A further euro bond with a nominal volume of €600.0 million was issued in September 2019. Initially, expenses amounting to €2.7 million were recognized as prepaid expenses in connection with the issuance of the bond. €1.2 million of this was attributable to a discount. The prepaid expenses will be reversed until June 2025 using the straight-line method in line with the term of the bond. Reversals in the fiscal year amounted to €0.5 million.

In May 2020, a bond was issued with a nominal volume of €750.0 million. Initially, expenses amounting to €11.4 million were recognized as prepaid expenses in connection with the issuance of the bond. €9.1 million of this was attributable to a discount. The prepaid expenses will be reversed until August 2026 using the straight-line method in line with the term of the bond. Reversals in the fiscal year amounted to €1.8 million.

In November 2022, a bond with a nominal volume of €625.0 million was issued. Initially, expenses amounting to €1.6 million were recognized as prepaid expenses in connection with the issuance of the bond. The prepaid expense will be reversed on a straight-line basis until November 2027 in accordance with the term of the bond. Reversals in the fiscal year amounted to €0.3 million.

In June 2023, a euro bond was issued with a nominal volume of €750.0 million. Initially, expenses amounting to €6.1 million were

recognized as prepaid expenses in connection with the issuance of the bond. €4.2 million of this was attributable to a discount. The prepaid expenses will be reversed until May 2028 using the straight-line method in line with the term of the bond. Reversals in the fiscal year amounted to €0.7 million.

A further euro bond with a nominal volume of €500.0 million was issued in August 2023. Initially, expenses amounting to €3.0 million were recognized as prepaid expenses in connection with the issuance of the bond. €1.7 million of this was attributable to a discount. The prepaid expense will be reversed on a straight-line basis until February 2027 in accordance with the term of the bond. Reversals in the fiscal year amounted to €0.3 million.

In fiscal 2019, expenses for the revolving credit facility originally amounting to €7.8 million were recognized as prepaid expenses for expenses in connection with the conclusion of a syndicated loan agreement. The term of the syndicated loan agreement was extended in fiscal 2021 by a further year to December 2026. The prepaid expenses will be reversed in line with the extended term using the straight-line method. €1.0 million was reversed in the fiscal year under review.

Initially, expenses amounting to €0.3 million were recognized as prepaid expenses in connection with the promissory note loans borrowed in April 2019 with a total volume of €236.0 million and a term of five years. The prepaid expenses will be reversed using the straight-line method in line with the respective terms of the individual tranches. The reversal totaled €0.1 million in the fiscal year under review.

Other prepaid expenses mainly comprise advance payments of fees, insurance premiums and accrued costs for IT services.

6. Deferred Tax Assets

The temporary measurement differences calculated between the commercial accounts and the tax accounts result in a future tax reduction overall. They consist mainly of intangible assets, non-current assets, inventories, pension provisions, other provisions, other financial liabilities and liabilities associated with assets held for sale, as well as capitalized losses carried forward. An asset item for this future tax relief has not been recognized as per the option under Section 274 (1) Sentence 2 *HGB*. The average tax rate used in measuring deferred taxes was 30.7%. This took into account a

corporate tax rate of 15.0%, a solidarity surcharge of 5.5% and a trade tax rate of 14.8%.

Deferred taxes from the application of the Minimum Tax Act and a foreign minimum tax act have not been recognized under Section 274 (3) *HGB*, as amended.

Notes to the Balance Sheet, Equity and Liabilities

2024070915251

7. Subscribed Capital

The subscribed capital of Continental AG remained unchanged year-on-year. At the end of the reporting period it amounted to

€512,015,316.48 and was composed of 200,005,983 no-par-value shares with a notional value of €2.56 per share.

8. Capital Reserves

Capital reserves remained unchanged at €4,179.1 million as at December 31, 2023.

9. Revenue Reserves

Other revenue reserves remained unchanged at €54.7 million as at December 31, 2023.

Information on the block on distribution

Pension obligations of €563.7 million, discounted using the average market interest rate over the past 10 years, are €7.3 million lower than the pension obligations of €571.0 million calculated when discounted using the average market interest rate over the past seven years.

In order to safeguard pension obligations, funds have been allocated to Helaba Pension Trust e. V. for the defined purpose and

such that these are protected against insolvency. These plan assets are measured at fair value, which amounted to €2.3 million as at the reporting date and was thus €0.1 million higher than the acquisition cost of €2.2 million.

This difference of €7.4 million in total is offset by freely available revenue reserves and capital reserves of €78.4 million. A block on distribution therefore does not exist in relation to the retained earnings totaling €2,411.5 million.

10. Provisions

€ thousands	Dec. 31, 2023	Dec. 31, 2022
Provisions for pensions and similar obligations	383,587	363,692
Provisions for taxes	305,652	271,900
Other provisions	191,264	152,985
Provisions	880,503	788,577

Pension obligations were calculated using the projected unit credit method with a discount rate of 1.82% (PY: 1.78%). As in the previous year, an annual salary increase of 3.00% was assumed, as well as an annual pension increase of 2.20%.

The difference from calculating the pension obligations using the average market interest rate of the past 10 years (€563.7 million) compared with the pension obligation discounted using the average market interest rate of the past seven years (€571.0 million) is €7.3 million.

The provisions for pensions include obligations for employees who have moved within the corporation to Continental AG. In previous years, these obligations were transferred at a value exceeding the value under commercial law. The difference compared with the value under commercial law will be reversed over 10 years and amounted to €2.4 million as at the reporting date (PY: €2.7 million).

The pension obligations of €566.1 million (PY: €553.2 million) were offset against the fair value of the corresponding claims from insurance annuity contracts totaling €51.6 million (PY: €51.9 million). The fair value is the cost of acquisition.

The trust assets transferred to Continental Pension Trust e. V. serve exclusively to secure the retirement benefits, are protected against insolvency in accordance with legal requirements and cannot be accessed by any other creditor.

The plan assets consist of securities and cash and cash equivalents. They were measured at fair value totaling €128.6 million (PY: €136.2 million) and are offset against the underlying pension obligations. The acquisition costs of the plan assets amount to €131.9 million (PY: €148.3 million). The fair value is the exchange price. A payment of €22.8 million was made from the trust assets of Continental Pension Trust e. V. to reimburse pensions paid by Continental AG in fiscal 2022 and 2023 (PY: €18.4 million).

The trust assets transferred to Helaba Pension Trust e. V. serve exclusively to secure the retirement benefits, are protected against insolvency and cannot be accessed by any other creditor. The plan assets recognized at a fair value of €2.3 million (PY: €1.4 million) are offset against the corresponding pension obligations. The acquisition costs of the trust assets amount to €2.2 million (PY: €1.4 million). The fair value is the exchange price.

The tax provisions relate to provisions for foreign withholding taxes and provisions for tax-related risk items.

Other provisions cover recognizable risks and other uncertain obligations. To cover risks and costs arising from the proceedings conducted by the public prosecutor's office in Hanover in connection with illegal defeat devices in diesel engines, a provision amounting to a high eight-figure sum has been set aside for fines.

Other provisions also include provisions for personnel and social security expenses as well as outstanding invoices.

As at the reporting date, there were obligations to employees from long-term work accounts in the amount of €4.6 million. The claims are hedged with a trustee agreement. The claims, which have a fair value of €4.6 million, are offset against the corresponding obligations, as the trust assets may be used only for the defined purpose and cannot be accessed by any other creditor. The acquisition costs of the trust assets amount to €4.4 million.

11. Liabilities

€ thousands	Dec. 31, 2023	With term to maturity			Dec 31, 2022	With term to maturity		
		<1 year	>1 year	thereof >5 years		<1 year	>1 year	thereof >5 years
Bonds, non-convertible	3,358,779	133,779	3,225,000	–	2,934,074	859,074	2,075,000	–
Liabilities to banks	565,311	506,550	58,761	46,886	1,156,279	849,642	306,637	58,762
Trade accounts payable	103,106	103,106	–	–	83,761	83,761	–	–
Liabilities to affiliated companies	8,552,924	8,552,924	–	–	5,733,613	5,733,613	–	–
Other liabilities	393,131	393,131	–	–	394,912	394,912	–	–
thereof taxes	4,599				2,478			
thereof social security obligations	902				824			
Liabilities	12,973,251	9,689,490	3,283,761	46,886	10,302,639	7,921,002	2,381,637	58,762

Continental AG issued two euro bonds under the Debt Issuance Programme in fiscal 2023.

On June 1, 2023, Continental AG issued a euro bond with a nominal volume of €750.0 million. The euro bond has a fixed interest rate of 4.000% p.a. and a term of five years.

On August 31, 2023, Continental AG issued a further euro bond with a nominal volume of €500.0 million. The euro bond has a fixed interest rate of 4.000% p.a. and a term of three years and six months.

A euro bond with a nominal volume of €500.0 million was repaid in due time by Continental AG on September 12, 2023. The euro bond had an interest rate of 0.000% p.a. and a term of four years.

As at the reporting date, Continental AG had not issued any commercial paper (PY: €349.5 million).

The syndicated loan that was renewed ahead of schedule in December 2019 consists of a revolving tranche of €4,000.0 million. The financing commitment is available to Continental AG until December 2026. As at the reporting date, none of this revolving loan had been utilized (PY: €300.0 million).

Bank loans and overdrafts include the two promissory note loans raised in April 2019 with a total volume of €236.0 million and a term of five years, as well as a loan granted by KfW IPEX-Bank GmbH in fiscal 2020 in the amount of €70.6 million (PY: €82.5 million) with a term of 10 years and a repayment subsidy of €0.6 million.

2024070915253

Liabilities to affiliated companies mainly relate to financial liabilities from loans or call deposits provided to Continental AG by subsidiaries.

Other liabilities include the €364.3 million obligation owed to Continental Pension Trust e. V. to pay the purchase price for the reacquisition of ContiTech AG shares. This obligation is additionally secured by liens on the transferred ContiTech AG shares. The purchase price was paid in January 2024. Liens on the transferred ContiTech AG shares expired accordingly.

Contingent liabilities

Sureties, guarantees and warranties were issued exclusively in favor of subsidiaries, with the exception of €36.6 million. The amount attributable to obligations for retirement benefits is €163.0 million. Financing from Conti-Gummi Finance B.V., Maastricht, Netherlands accounts for warranties in the amount of €1,375.0 million. In connection with the spin-off of Vitesco Technologies, individual customers of Vitesco Technologies were granted contract performance guarantees valid until December 31, 2024. To the best of our knowledge, the underlying obligations will be fulfilled by the companies concerned in all cases. Utilization is not anticipated.

€ thousands	Dec. 31, 2023	Dec. 31, 2022
Liabilities on guarantees and guarantees for checks and bills of exchange	67,319	110,343
Liabilities on warranties	3,209,115	3,299,673

Other financial obligations

The other financial obligations total €4.2 million. The obligations relating to 2024 and later are primarily attributable to outsourced IT hardware and software (€2.0 million, of which €2.0 million for

2024), as well as machinery, factory and office equipment (€2.2 million, of which €1.3 million for 2024). Open purchase commitments for property, plant and equipment as well as major repairs amounted to €0.4 million.

Notes to the Income Statement

12. Sales

€ thousands	2023	2022
By area of activity		
from corporate services	333,412	273,223
from sales of licenses	2,541	2,728
from other services	1,022	1,849
Sales	336,975	277,800
By region		
Germany	287,550	242,109
Rest of Europe	20,948	15,510
Outside Europe	28,477	20,181
Sales	336,975	277,800

13. Other Operating Income

€ thousands	2023	2022
Income from currency translation	73,845	20,025
Income from the reversal of specific loss allowances on receivables recognized in previous years	1,000	–
Income from the reversal of provisions	6,875	6,857
Income from the reversal of impairment losses on investments	4,189	–
Other income	15,878	11,002
Other operating income	101,787	37,884

The other income of the fiscal year contains primarily general cost allocations to other subsidiaries in the amount of €7.7 million (PY: €5.8 million) as well as further income from the transfer of pro-

vision and hedging fees. The transfer of pension obligations of employees that have moved to another company within the Continental Group resulted in income in the amount of €2.0 million.

14. Other Operating Expenses

€ thousands	2023	2022
Expenses arising from currency translation	1,284	601
Losses from the disposal of non-current assets	2	–
Write-downs on receivables in current assets	1	49,679
Other taxes	147	389
Other expenses	123,096	110,813
Other operating expenses	124,530	161,482

The other expenses in the fiscal year include expenses from the addition of provisions for litigation in the amount of €97.7 million (PY: €18.0 million). In the previous year, expenses for legal, advisory and procedural costs amounted to €65.7 million.

The other expenses also include cost allocations in the amount of €7.3 million (PY: €5.0 million), commitment fees for the revolving loan of €5.3 million (PY: €5.3 million) and severance payments totaling €2.3 million (PY: €3.1 million).

15. Income from Investments

€ thousands	2023	2022
Income from profit transfer agreements	766,973	1,439,861
Income from long-term equity investments		
from affiliated companies	55	47
from other companies	4	4
Expenses from loss transfer agreements	-718,959	-228,290
Gains from the disposal of investments	3,031	3,575
Amortization on investments	-	-1
Net investment income	51,104	1,215,196

The gains from the disposal of investments in the amount of €3.0 million resulted from the liquidation proceeds for Continental Teves Taiwan Co. Ltd., Tainan, Taiwan.

16. Net Interest Result

€ thousands	2023	2022
Other interest and similar income	133,488	107,317
thereof from affiliated companies	131,400	52,557
thereof negative interest income	-3	-48
Interest and similar expense	-362,631	-130,848
thereof to affiliated companies	-207,592	-82,103
thereof positive interest expense	-	717
from interest cost from pensions and long-term personnel provisions (net)	692	-21,910
from interest cost from other long-term provisions	-41	-36
Net interest result	-228,492	-45,477

The interest expense totaling €9.6 million (PY: €9.4 million) related to pension provisions and long-term provisions is offset by interest income from insurance annuity contracts in the amount of €2.6 million (PY: €1.6 million), interest income from the trust assets of Helaba Pension Trust e. V. of €0.1 million (PY: interest expense of €0.0 million), interest income from the trust assets of Continental Pension Trust e. V. of €0.6 million (PY: €0.3 million), losses from the

sale of securities from Continental Pension Trust e. V. in the amount of €1.3 million (PY: €1.9 million), and income of €8.3 million (PY: expenses of €12.5 million) from the measurement at market value of the plan assets from Continental Pension Trust e. V.

17. Income Tax Expense

The tax expense of €22.6 million resulted mainly from non-imputable withholding taxes for the income tax consolidation group of Continental AG as well as the addition to the provision for income tax.

Other Disclosures

Cost of materials

€ thousands	2023	2022
Expenses for supplies and purchased goods	920	710
Expenses for purchased services	227,363	194,042
Cost of materials	228,283	194,752

Personnel expenses

€ thousands	2023	2022
Wages and salaries	125,204	101,932
Social security, post-employment and other employee benefit costs	43,340	65,579
thereof pension costs	28,451	52,354
Personnel expenses	168,544	167,511

Number of employees (quarterly average)

	2023	2022
Salary recipients	1,011	916
Number of employees (quarterly average)	1,011	916

Derivative instruments

Continental AG and the companies of the Continental Group are exposed to interest and exchange-rate risks due to their business activities. These risks are hedged on a case-by-case basis using derivative instruments. The specified fair value of derivative instruments is generally calculated by discounting the expected cash flows on the basis of yield curves. For example, the fair value of currency forwards is calculated as the difference from the nominal amounts discounted with the risk-free interest rates of the respective currencies and translated at the current spot exchange rate.

The value of forex options is determined by applying recognized option pricing models. To calculate the fair value of interest-rate swaps and cross-currency interest-rate swaps, the future cash flows are discounted with the interest rates for the respective maturities, with deposit rates used as short-term interest rates while long-term interest rates are based on the swap rates in the respective currency.

As at December 31, 2023, the nominal volume of the derivatives concluded totaled €2,320.0 million. This comprises only micro hedges and portfolio hedges.

The derivative instruments were composed of the following items as at the reporting date:

€ millions	Dec. 31, 2023			Dec. 31, 2022		
	Nominal value	Market value		Nominal value	Market value	
		Active	Passive		Active	Passive
Forex future transactions	2,320.0	24.1	-23.5	2,455.4	30.6	-30.0
Cross-currency interest-rate swaps	—	—	—	1,000.0	8.5	-8.5
Derivative instruments	2,320.0	24.1	-23.5	3,455.4	39.1	-38.5

For the purposes of currency management, Continental AG nets actual foreign-currency cash flows from the operations of its subsidiaries around the world with those expected in the future. The net cash flow per currency on a trailing 12-month basis determines the Continental Group's overall transaction risk.

The interest-rate and currency committee meets weekly to decide on the hedging measures, which may not exceed 30% of the 12-month exposure without the express authorization of the Executive Board.

In currency management, forex future, forex swap and forex option transactions in particular are utilized for the purpose of risk management. The selection and use of instruments depend on the individual hedging purpose. The basis for the utilization of hedging instruments comprises the Foreign Exchange Management Policy, adherence to which is regularly reviewed by Group Internal Audit. The interest-rate and currency committee convenes weekly to review and initiate hedging measures.

To hedge currency risks from loans raised and granted by Continental AG in foreign currency to subsidiaries and the interest to be paid on maturity, Continental AG concluded currency swaps with external contractual partners with a nominal volume of €413.8 million. The net fair value is €0.7 million. The foreign-currency loans granted and raised by Continental AG with the same nominal volume and the offsetting currency swaps form a valuation unit until their final maturity in 2024 and 2025. The hedges are considered highly effective due to the consistency of the value-determining parameters. This is demonstrated using the critical terms match method. The hedging transactions are not recognized on the balance sheet, in accordance with the net hedge presentation method.

To hedge currency risks from foreign-currency loans at Continental Group companies, whose currency risks are transferred to Continental AG by means of internal forex swaps, the hedges are combined with their counterpart transactions that were entered into by Continental AG with external banks for hedging purposes. The nominal values of the internal currency swaps and the offsetting external hedges each amount to €953.1 million. The net fair values as at the end of the reporting period are -€10.6 million for internal currency swaps and €10.6 million for external currency swaps. The hedges are considered highly effective due to the consistency of the value-determining parameters. This is demonstrated using the critical terms match method. The transactions are due in 2024 and, in accordance with the net hedge presentation method, are not recognized in the balance sheet.

Interest-rate swaps, interest-rate options and combined cross-currency interest-rate swaps in particular are utilized for the purpose of interest management. Above all, they serve to manage interest-rate risks, especially those arising from financial liabilities with floating interest rates, and to optimize financing costs. The Interest-Rate Management Policy forms the basis for interest management.

Continental AG had no interest-rate swaps, interest-rate options or combined cross-currency interest-rate swaps as at the balance sheet date.

Auditor's fees

The virtual Annual Shareholders' Meeting on April 27, 2023, elected PricewaterhouseCoopers GmbH Wirtschaftsprüfungsgesellschaft, Frankfurt am Main, Hanover branch, as the auditor for fiscal 2023. For information on the auditor's fees in fiscal 2023, please refer to Note 40 to the consolidated financial statements of Continental AG.

Impact of Germany's Minimum Tax Act (*Mindeststeuergesetz - MinStG*) and foreign minimum tax acts

As at the end of the reporting period, the regulations known as the "Pillar Two Model Rules" of the OECD governing a global minimum corporate tax rate had already been carried over into German law

under the Minimum Tax Act (*MinStG*) and apply from January 1, 2024. The Continental Group falls within the scope of these regulations.

The minimum tax is levied at the level of INA-Holding Schaeffler GmbH & Co. KG, Herzogenaurach, Germany, as the parent company of the IHO Group (ultimate parent entity) and group parent. Within the framework of the requirements stipulated by the minimum tax regulations, Continental AG acts as the parent company of the Continental Group (partially owned parent entity). Continental is included in the consolidated financial statements of INA-Holding Schaeffler GmbH & Co. KG, Herzogenaurach, Germany, and, for this reason, is jointly assessed with the other companies of the IHO Group when determining the minimum tax. Continental obligated in accordance with Section 3 (6) *MinStG* to compensate INA-Holding Schaeffler GmbH & Co. KG, Herzogenaurach, Germany, for the share of the minimum tax attributable to Continental. Owing to the expected introduction of so-called recognized national top-up taxes, it is possible that the duty to pay the minimum tax due may fall on group subsidiaries other than Continental AG.

The rules governing the global minimum tax stipulate that, per country, the difference between the effective tax rate in accordance with the global minimum tax rules and the 15% minimum tax rate - based on the adjusted minimum tax profit - is to be paid as the minimum tax by the ultimate parent entity, i.e. INA-Holding Schaeffler GmbH & Co. KG, Herzogenaurach, Germany. In a transition period for the fiscal years 2024 through 2026, so-called safe harbor rules linked to the fulfillment of certain criteria may be utilized that allow companies to dispense with the exact calculation of the minimum tax, with the minimum tax being set at zero in such cases.

Continental, together with the IHO Group, has conducted an initial indicative analysis to determine the future impact of the rules governing global minimum tax. In Argentina, Greece, the Philippines, Singapore, Spain, South Korea and the United Arab Emirates, a tax rate of less than 15% may apply based on the global minimum tax regulations. The proportional minimum tax expense for the Continental Group based on this analysis lies in the mid-seven-figure range.

Notices in accordance with the German Securities Trading Act (*Wertpapierhandelsgesetz - WpHG*)

From the start of the fiscal year to the time of the preparation of the financial statements, we received the following notifications in accordance with Section 33 (1) *WpHG* on holdings in Continental AG and published them in accordance with Section 40 (1) *WpHG*. In the event of the same party reaching, exceeding or falling below the threshold stated in this provision on multiple occasions, only the most recent notification is shown. Notifications from earlier fiscal years about the existence of voting rights shares of at least 3% are still disclosed as at the end of the reporting period. The provisions for notifications from fiscal years prior to 2018 relate to the version of the *WpHG* valid until January 2, 2018.

BlackRock, Inc., Wilmington, Delaware, USA, notified us on December 5, 2023, that its share of voting rights in Continental AG on November 30, 2023, amounted to 3.26%.

- › 3.11% of these voting rights (6,227,086 voting rights with the security identification number DE0005439004) are attributed to the company in accordance with Section 34 *WpHG*.
- › 0.04% of these voting rights (84,886 voting rights with the security identification number US2107712000) are attributed to the company in accordance with Section 34 *WpHG*.
- › 0.10% of these voting rights (196,862 voting rights) are attributed to the company as instruments in accordance with Section 38 (1) No. 1 *WpHG* (Lent Securities).
- › 0.001% of these voting rights (2,474 voting rights) are attributed to the company as instruments in accordance with Section 38 (1) No. 2 *WpHG* (Contract for Difference).

Lazard Asset Management LLC, Wilmington, Delaware, USA, notified us on November 30, 2023, that its share of voting rights in Continental AG exceeded the threshold of 3% on November 29, 2023, and amounted to 3.01%.

- › 2.67% of these voting rights (5,341,040 voting rights with the security identification number DE0005439004) were attributed to the company in accordance with Section 34 *WpHG*.
- › 0.34% of these voting rights (690,287 voting rights with the security identification number US2107712000) were attributed to the company in accordance with Section 34 *WpHG*.

Lazard Asset Management LLC, Wilmington, Delaware, USA, notified us on December 1, 2023, that its share of voting rights in Continental AG fell below the threshold of 3% on November 30, 2023, and amounted to 2.75%.

- › 2.67% of these voting rights (5,338,848 voting rights with the security identification number DE0005439004) were attributed to the company in accordance with Section 34 *WpHG*.
- › 0.08% of these voting rights (171,996 voting rights with the security identification number US2107712000) were attributed to the company in accordance with Section 34 *WpHG*.

Harris Associates L.P., Wilmington, Delaware, USA, notified us on March 9, 2023, that Harris Associates Investment Trust held a share of voting rights in Continental AG on March 7, 2023, amounting to 4.98%. This corresponds to 9,965,931 voting rights attributed to Harris Associates Investment Trust in accordance with Section 34 *WpHG*.

Harris Associates Investment Trust, Boston, Massachusetts, USA, notified us on April 21, 2021, that its share of voting rights in Continental AG on April 19, 2021, amounted to 3.000042253736%. This corresponds to 6,000,264 voting rights in accordance with Section 33 *WpHG*.

By way of a letter dated January 4, 2016, we received notification that:

- › the share of voting rights in Continental AG held by ATESTEO Management GmbH (still operating as Schaeffler Familienholding Eins GmbH as at December 31, 2015), Herzogenaurach, Germany, fell below the threshold of 3% of voting rights on December 31, 2015, due to restructuring within the corporation and amounted to 0.00% at this time.
- › the share of voting rights in Continental AG held by ATESTEO Beteiligungs GmbH (still operating as Schaeffler Familienholding Zwei GmbH as at December 31, 2015), Herzogenaurach, Germany, fell below the threshold of 3% of voting rights on December 31, 2015, due to restructuring within the corporation and amounted to 0.00% at this time.
- › the share of voting rights in Continental AG held by IHO Verwaltungen GmbH (still operating as Schaeffler Verwaltung Zwei GmbH as at December 31, 2015), Herzogenaurach, Germany, on December 31, 2015, amounted to 35.99%.
- › the share of voting rights in Continental AG held by IHO Beteiligungs GmbH (still operating as Schaeffler Verwaltungs GmbH as at December 31, 2015), Herzogenaurach, Germany, on December 31, 2015, amounted to 10.01%. Another 35.99% of the voting rights in Continental AG are attributed to the company in accordance with Section 22 (1) Sentence 1 No. 1 *WpHG*.
- › 46.00% of the voting rights in Continental AG are attributed to IHO Holding GmbH & Co. KG (still operating as Schaeffler Holding GmbH & Co. KG as at December 31, 2015), Herzogenaurach, Germany, on December 31, 2015, in accordance with Section 22 (1) Sentence 1 No. 1 *WpHG*.
- › 46.00% of the voting rights in Continental AG are attributed to IHO Management GmbH (still operating as Schaeffler Management GmbH as at December 31, 2015), Herzogenaurach, Germany, on December 31, 2015, in accordance with Section 22 (1) Sentence 1 No. 1 *WpHG*.
- › 46.00% of the voting rights in Continental AG are attributed to INA-Holding Schaeffler GmbH & Co. KG, Herzogenaurach, Germany, on December 31, 2015, in accordance with Section 22 (1) Sentence 1 No. 1 *WpHG*.
- › 46.00% of the voting rights in Continental AG are attributed to Schaeffler Holding LP, Dallas, Texas, USA, on December 31, 2015, in accordance with Section 22 (1) Sentence 1 No. 1 *WpHG*.
- › 46.00% of the voting rights in Continental AG are attributed to Mrs. Maria-Elisabeth Schaeffler-Thumann on December 31, 2015, in accordance with Section 22 (1) Sentence 1 No. 1 *WpHG*.
- › 46.00% of the voting rights in Continental AG are attributed to Mr. Georg F. W. Schaeffler on December 31, 2015, in accordance with Section 22 (1) Sentence 1 No. 1 *WpHG*.

As a result of the withdrawal of Schaeffler Familienholding Drei GmbH & Co. KG, Herzogenaurach, Germany, from Schaeffler Beteiligungsholding GmbH & Co. KG, Herzogenaurach, Germany, on December 31, 2015, the investment held by Schaeffler Beteiligungsholding GmbH & Co. KG, Herzogenaurach, Germany, in Continental AG accrued to IHO Verwaltungs GmbH (still operating as Schaeffler Verwaltung Zwei GmbH as at December 31, 2015), Herzogenaurach, Germany. The investment held by Schaeffler Familienholding Drei GmbH & Co. KG, Herzogenaurach, Germany, as well as the investment by its co-owners; by Schaeffler Familienholding Eins GmbH, Herzogenaurach, Germany; and by Schaeffler Familienholding Zwei GmbH, Herzogenaurach, Germany, in Continental AG accordingly ceased to exist. As a result of a subsequent further accrual and termination without liquidation of Schaeffler Familienholding Drei GmbH & Co. KG, Herzogenaurach, Germany, this company's notification obligation in accordance with the *WpHG* ceased to apply on January 1, 2016.

In 2023 and until February 27, 2024, inclusively, the members of the Executive Board held shares representing a total interest of less than 1% of the share capital of the company. Shares representing 46.00% of the voting share capital of the company were attributable to Supervisory Board member Mr. Georg F. W. Schaeffler. In 2023 and until February 27, 2024, inclusively, the other members of the Supervisory Board held shares representing a total interest of less than 1% of the share capital of the company.

Consolidated financial statements

Continental AG is the parent company that prepares the consolidated financial statements for the smallest group of companies. Continental AG is also included in the consolidated financial statements of INA-Holding Schaeffler GmbH & Co. KG, Herzogenaurach, Germany, which prepares the consolidated financial statements for the largest group of companies. These consolidated financial statements are published in the electronic German Federal Gazette.

German Corporate Governance Code/Statement in accordance with Section 161 of the German Stock Corporation Act (*Aktiengesetz - AktG*)

The declaration required in accordance with Section 161 of the German Stock Corporation Act (*Aktiengesetz - AktG*) was issued by the Executive Board and Supervisory Board in December 2023, and is available to our shareholders in the Company section under Corporate Governance of our website at www.continental.com.

Remuneration of the Executive Board and the Supervisory Board

The total remuneration of the members of the Executive Board comprises a number of remuneration components. These include a fixed remuneration component that is unrelated to performance, including specific additional benefits and entitlement to a company pension, and a variable component that is based on performance, consisting of a short-term remuneration component and long-term remuneration components.

Additional benefits include (i) provision of a company car, which can also be for personal use, (ii) reimbursement of travel expenses, as well as relocation costs and expenses for running a second household, where this is required for work reasons, (iii) a regular health check, (iv) directors' and officers' (D&O) liability insurance

with deductible in accordance with Section 93 (2) Sentence 3 *AktG*, (v) accident insurance, (vi) the employers' liability insurance association contribution including, where necessary, any income tax incurred as a result, as well as (vii) health insurance and long-term care insurance contributions based on Section 257 of Book V of the German Social Code (*SGB V*) and Section 61 of Book XI of the German Social Code (*SGB XI*).

In accordance with their future benefit rights, each member of the Executive Board is granted post-employment benefits that are paid starting at the age of 63, but not before they leave the service of Continental AG (hereinafter "insured event"). From January 1, 2014, the company pension for the members of the Executive Board was changed to a defined contribution commitment. A capital component is credited to the Executive Board member's pension account each year. To determine this, a fixed contribution, agreed by the Supervisory Board in the Executive Board member's service agreement, is multiplied by an age factor that represents an appropriate return. For members of the Executive Board who were already in office prior to January 1, 2014, the future benefit rights accrued until December 31, 2013, have been converted into a starting component in the capital account. When the insured event occurs, the benefits are paid out as a lump sum, in installments or - as is normally the case due to the expected amount of the benefits - as a pension. Post-employment benefits must be adjusted after commencement of such benefit payments by 1% p.a. in accordance with Section 16 (3) No. 1 of the German Company Pensions Law (*Betriebsrentengesetz - BetrAVG*).

The variable components that are based on performance comprise a short-term remuneration component (performance bonus without equity deferral) as well as long-term remuneration components (long-term incentive and equity deferral of the performance bonus).

For the variable remuneration components, before the start of each fiscal year, target criteria are determined by the Supervisory Board with a view to its strategic goals, the provisions of Sections 87 and 87a *AktG* and the German Corporate Governance Code in its respective valid version, whereby the degree to which these criteria are met will determine the actual amount paid out.

The Supervisory Board may take the function and area of responsibility of the individual members of the Executive Board into account with regard to the amount of the total target-based remuneration. As part of this, shares of the individual remuneration component for the total target-based remuneration are indicated below in percentage ranges. The precise shares therefore vary depending on the functional differentiation as well as any adjustments made as part of the annual remuneration review.

The fixed annual salary comprises 22% to 28% of the target remuneration, the performance bonus (excluding equity deferral) between 17% and 22%, and the equity deferral and long-term incentive between 33% and 38%. Future benefit rights make up between 17% and 23% of the target remuneration, and additional benefits make up approximately 1%.

The total remuneration granted to the Executive Board of Continental AG in 2023 amounted to €18.8 million (PY: €11.0 million). That total remuneration also included, in addition to short-term benefits

2024070915260

of €10.2 million (PY: €5.7 million), a newly granted long-term incentive plan totaling €5.7 million (PY: €4.7 million) and the equity deferral of the performance bonus of €2.9 million (PY: €0.6 million). The fair value of the 2023 LTI plan as at the grant date, assuming full vesting, was €3.8 million (PY: €3.9 million for the 2022 LTI plan).

Moreover, former members of the Executive Board and their surviving dependents received payments totaling €9.5 million (PY: €9.4 million). Provisions for pension obligations for former members of

the Executive Board and their surviving dependents amounted to €150.5 million (PY: €148.3 million).

Remuneration paid to the members of Continental AG's Supervisory Board, including meeting fees, totaled €5.0 million in the past fiscal year (PY: €5.0 million).

As in 2022, no advances or loans were granted to members of Continental AG's Executive Board or Supervisory Board in 2023.

List of Shareholdings of Continental AG

I. Affiliated companies

Continental AG's list complies with Section 285 No. 11 in conjunction with Section 286 (3) of the German Commercial Code (*Handelsgesetzbuch - HGB*). The share of capital is the share held by Continental AG or by one or more of its dependent companies. The

share of capital calculated therefore fully takes into account the shares held by subsidiaries, even if the Continental Group's share in these subsidiaries is less than 100%.

Company	Footnote	Registered office	Share of capital in %	Equity in €'000s	Annual result in €'000s
Germany					
ADC Automotive Distance Control Systems GmbH	2)	Lindau	100.00	1,080	0
A-Z Formen- und Maschinenbau GmbH	2)	Runding-Langwitz	100.00	16,406	0
balance GmbH, Handel und Beratungsservice im Gesundheitswesen	2)	Hanover	100.00	38	0
Benecke-Kaliko AG	2)	Hanover	100.00	46,085	0
Carrel Grundstücksverwaltungsgesellschaft mbH Co. Vermietungs KG	4) 20)	Mainz	94.00	-49	7
CAS-One Holdinggesellschaft mbH	2)	Hanover	100.00	3,076,882	0
Conseo GmbH	2)	Hamburg	100.00	102	0
Conti Temic microelectronic GmbH	2)	Nuremberg	100.00	266,964	0
Conti Versicherungsdienst Versicherungsvermittlungsges. mbH	2)	Hanover	100.00	26	0
ContiMotion GmbH	20)	Hanover	100.00	66	0
Continental Advanced Antenna GmbH	2)	Hildesheim	100.00	38,684	8,359
Continental Aftermarket & Services GmbH	2)	Schwalbach am Taunus	100.00	105,667	0
Continental Automotive GmbH	2)	Hanover	100.00	4,057,934	0
Continental Automotive Grundstücksges. mbH	2)	Frankfurt am Main	100.00	19,838	0
Continental Automotive Technologies GmbH	2)	Hanover	100.00	2,354,400	0
Continental Autonomous Mobility Germany GmbH	2)	Ingolstadt	100.00	25	0
Continental Caoutchouc-Export-GmbH	2)	Hanover	100.00	1,863,196	0
Continental Engineering Services & Products GmbH	2)	Ingolstadt	100.00	5,571	0
Continental Engineering Services GmbH	2)	Frankfurt am Main	100.00	3,038	0
Continental Finance GmbH	2)	Hanover	100.00	3,847,581	0
Continental Fuel Storage Systems GmbH	2)	Hanover	100.00	25	0
Continental Reifen Deutschland GmbH	2)	Hanover	100.00	121,438	0
Continental Safety Engineering International GmbH	2)	Alzenau	100.00	4,500	0
Continental Secure Data Germany GmbH	12)	Regensburg	100.00	n/s	n/s
Continental Trebbin GmbH	20)	Ingolstadt	100.00	121	705
Continental Trebbin Verwaltungs- und Beteiligungs-GmbH	20)	Ingolstadt	100.00	35	2
ContiTech Antriebssysteme GmbH	2)	Hanover	100.00	5,138	0
ContiTech Deutschland GmbH	2)	Hanover	100.00	491,960	0
ContiTech Elastomer-Beschichtungen GmbH	2)	Hanover	100.00	6,195	0
ContiTech Kuhner Beteiligungsgesellschaft mbH	2)	Hanover	100.00	3,350	0
ContiTech Kuhner GmbH & Cie KG	1) 20)	Oppenweiler	86.00	-5,820	457
ContiTech Luftfedersysteme GmbH	2)	Hanover	100.00	26	0
ContiTech MGW GmbH	2)	Hannoversch Münden	100.00	12,310	0
ContiTech Schlauch GmbH	2)	Hanover	100.00	1,595	0
ContiTech Techno-Chemie GmbH	2)	Karben	100.00	18,581	0
ContiTech Transportbandsysteme GmbH	2)	Hanover	100.00	657	0
ContiTech Vibration Control GmbH	2)	Hanover	100.00	22,717	0
ContiTech-Universe Verwaltungs-GmbH	2)	Hanover	100.00	1,386,384	0
co-pace GmbH	2)	Hanover	100.00	3,096	0

2024070915262

Company	Footnote	Registered office	Share of capital in %	Equity in €'000s	Annual result in €'000s
Eddelbuttel + Schneider GmbH	2)	Hamburg	100.00	308	0
Elektrobit Automotive GmbH	2)	Erlangen	100.00	17,492	0
Formpolster GmbH	2)	Hanover	100.00	840,329	0
Hornschuch Stolzenau GmbH	2)	Stolzenau	100.00	1,910	0
Hornschuch-Markt GmbH	2) 4)	Weißbach	100.00	105	0
INTECH Thuringen GmbH	4) 20)	Waltershausen	100.00	-992	0
kek-Kaschierungen GmbH	2)	Herbolzheim	100.00	1,559	0
Konrad Hornschuch AG	2)	Weißbach	100.00	22,272	0
Konrad Hornschuch International GmbH	20)	Weißbach	100.00	2,540	-3
MISA GmbH & Co. KG	1) 20)	Hanover	100.00	41,840	4,238
MISA-Beteiligungs GmbH	20)	Hanover	100.00	27	1
Phoenix Beteiligungsgesellschaft mbH	2)	Hamburg	100.00	43	0
Phoenix Compounding Technology GmbH	2)	Hamburg	100.00	16,304	0
Phoenix Conveyor Belt Systems GmbH	2)	Hamburg	100.00	69,941	0
Phoenix Vermögensverwaltungsgesellschaft mbH	2)	Hamburg	100.00	-475	0
REG Reifen-Entsorgungsgesellschaft mbH	2)	Hanover	100.00	4,534	0
Reifen Apel GmbH	4) 20)	Korbach	89.86	575	283
Reifen Kauffmann GmbH	4) 20)	Wilhelmshaven	60.00	450	86
Reifen-Service Clemens & Hegel GmbH	4) 20)	Bielefeld	100.00	376	114
Senior Experts Services GmbH	2)	Hanover	100.00	25	0
STEINEBRONN BETEILIGUNGS-GMBH	20)	Oppenweiler	86.00	103	3
TON Tyres Over Night Trading GmbH	2)	Schondra-Schildeck	100.00	1,377	0
Union-Mittelland-Gummi-GmbH & Co. Grundbesitz KG	1) 20)	Hanover	100.00	8,000	235
Unterstützungskasse mbH der Goppinger Kaliko- und Kunstleder-Werke GmbH	4) 20)	Eislingen	100.00	481	-5
Vergolst GmbH	2)	Bad Nauheim	75.00	19,061	0
Vogtlandsche Reifenwerke Sitz Bad Nauheim GmbH	20)	Bad Nauheim	100.00	-95	4

2024070915263

Company	Footnote	Registered office	Country	Share of capital in %	Local currency	Equity in '000s	Annual result in '000s
Outside Germany							
Advance Tyre Company Ltd	12)	Dublin	Ireland	100.00	EUR	-6,149	-1,616
Advanced Imaging Technologies (Pty) Ltd	4) 11)	Pinetown	South Africa	100.00	ZAR	21,245	0
AlMutlak Continental Company, Limited Liability Company	12)	Jeddah	Saudi Arabia	51.00	SAR	11,212	-4,924
ALPHALOR 3 EURL	4) 20)	Sarreguemines	France	100.00	EUR	0	0
Application Solutions (Electronics and Vision) Ltd.	20)	Lewes	United Kingdom	100.00	GBP	10,457	893
Argus Cyber Security Ltd	8)	Tel Aviv	Israel	100.00	ILS	-35,121	-52,422
AZ-CZECH s.r.o	20)	Horšovský Týn	Czech Republic	100.00	CZK	91,306	-3,738
Bandvulc Tyres Limited	20)	Ivybridge	United Kingdom	100.00	GBP	31,481	882
Benecke Changshun Auto Trim (Zhangjiagang) Co., Ltd.	20)	Zhangjiagang	China	51.00	CNY	692,679	129,639
Benecke Changshun Eco Trim (Changzhou) Co., Ltd.	20)	Changzhou	China	75.00	CNY	591,064	143,324
BENECKE-KALIKO S.A.	20)	Wągrowiec	Poland	100.00	PLN	38,400	5,114
Benecke-Kaliko, S.A.U.	20)	Pamplona	Spain	100.00	EUR	13,855	148
Best Drive Finland Oy	20)	Espoo	Finland	100.00	EUR	1,792	-1,536
BestDrive Austria GmbH	20)	Wiener Neudorf	Austria	100.00	EUR	13,448	0
BestDrive Benelux B.V.	20)	Diegem	Belgium	100.00	EUR	-14,600	-6,710
BestDrive Norway A/S	20)	Oslo	Norway	100.00	NOK	23,497	-12,071
BestDrive Sverige AB	20)	Hisings Karra	Sweden	100.00	SEK	15,488	909
BestDrive, LLC	21)	Wilmington, DE	USA	100.00	USD	-95,963	-20,174
BV Environmental Limited	20)	Ivybridge	United Kingdom	100.00	GBP	0	0
BV F1rst Limited	20)	Ivybridge	United Kingdom	100.00	GBP	1,319	-5
CAC Philippines, Inc.	20)	Calamba	Philippines	100.00	PHP	-3,060,710	-1,070,065
CAH Holding B.V.	20)	Maastricht	Netherlands	100.00	EUR	-66	-42
CAS UK Holding Ltd.	12)	Ebbw Vale	United Kingdom	100.00	GBP	-34,591	-280
CGH Holding B.V.	20)	Maastricht	Netherlands	100.00	EUR	4,519,124	800,802
CGT Referral Resources, Inc.	6)	Charlotte, NC	USA	100.00	USD	n/s	n/s
Changshu ContiTech Trading Ltd.	20)	Changshu	China	100.00	CNY	16,809	381
Conti Coated Systems (Shanghai) Co., Ltd	24)	Shanghai	China	100.00	CNY	n/s	n/s
Conti Coated Systems Italy S.p.A	24)	Milan	Italy	100.00	EUR	n/s	n/s
Conti Industria e Comercio Brasil Ltda.	24)	Santano do Parnaíba	Brazil	100.00	BRL	n/s	n/s
Conti Printing Solutions Kranj, d.o.o	24)	Kranj	Slovenia	100.00	EUR	n/s	n/s
Conti Trade Australia Pty. Ltd.	20)	Bundoora	Australia	100.00	AUD	186,296	4,662
Conti Trade Italia S.r.l.	4) 20)	Milan	Italy	100.00	EUR	120	6
Conticlub SAS	4) 20)	La Croix Saint-Ouen	France	100.00	EUR	872	97
Conti-Gummi Finance B.V.	20)	Maastricht	Netherlands	100.00	EUR	4,174	2,127
Continental - Indústria Textil do Ave, S.A.	20)	Lousado	Portugal	100.00	EUR	23,086	11,726
Continental Adria pnevmatike d.o.o.	20)	Maribor	Slovenia	100.00	EUR	10,119	1,733
Continental Advanced Antenna Automotiva LTDA	20)	Sao Paulo	Brazil	100.00	BRL	-36,425	-7,290
Continental Advanced Antenna Sociedade Unipessoal Lda.	20)	Vila Real	Portugal	100.00	EUR	14,243	7
Continental Antenas México, S. de R.L. de C.V.	4) 6)	Mexico City	Mexico	100.00	MXN	n/s	n/s
Continental Automotive AB	20)	Gothenburg	Sweden	100.00	SEK	5,027	86
Continental Automotive Austria GmbH	20)	Vienna	Austria	100.00	EUR	16,626	-1,735
Continental Automotive Bangkok Co., Ltd.	20)	Bangkok	Thailand	100.00	THB	78,868	-802
Continental Automotive Benelux BVBA	20)	Mechelen	Belgium	99.99	EUR	31,513	-27,411
Continental Automotive Changchun Co., Ltd.	20)	Changchun	China	100.00	CNY	2,641,576	316,833

2024070915264

Company	Footnote	Registered office	Country	Share of capital in %	Local currency	Equity in '000s	Annual result in '000s
Continental Automotive Components (India) Private Ltd.	22)	Bangalore	India	100.00	INR	25,631,460	1,906,170
Continental Automotive Components Malaysia Sdn. Bhd.	20)	Prai	Malaysia	100.00	MYR	406,765	32,985
Continental Automotive Corporation	20)	Yokohama	Japan	65.00	JPY	53,493,132	7,576,542
Continental Automotive Corporation (Lianyungang) Co., Ltd.	20)	Lianyungang	China	65.00	CNY	1,525,957	132,079
Continental Automotive Czech Republic s.r.o.	20)	Jičín	Czech Republic	100.00	CZK	9,687,001	-2,001,437
Continental Automotive d.o.o. Novi Sad	20)	Novi Sad	Serbia	100.00	RSD	-2,918,633	-2,040,704
Continental Automotive do Brasil Ltda	20)	Várzea Paulista	Brazil	100.00	BRL	5,856	-25,241
Continental Automotive Electronic Systems Changshu Co., Ltd.	20)	Changshu	China	100.00	CNY	259,215	76,195
Continental Automotive Electronics, LLC	20)	Sejong-si	South Korea	100.00	KRW	38,826,843	-24,790,398
Continental Automotive Engineering (Chongqing) Co., Ltd.	20)	Chongqing	China	100.00	CNY	157,940	18,869
Continental Automotive France SAS	20)	Toulouse	France	100.00	EUR	346,578	-26,566
Continental Automotive Guadalajara México, S. de R.L. de C.V.	20)	Tlajomulco de Zuñiga	Mexico	100.00	MXN	22,037,277	241,364
Continental Automotive Holding Netherlands B.V.	20)	Maastricht	Netherlands	100.00	EUR	3,369,827	-196,247
Continental Automotive Holding Spain S.L.	20)	Rubí	Spain	100.00	EUR	129,797	0
Continental Automotive Holdings UK Ltd.	12)	Birmingham	United Kingdom	100.00	GBP	15,035	52
Continental Automotive Hungary Kft.	20)	Veszprém	Hungary	100.00	HUF	27,359,000	-22,720,000
Continental Automotive Instruments Malaysia Sdn. Bhd.	3) 13)	Prai	Malaysia	100.00	MYR	9,726	154
Continental Automotive Interior Wuhu Co., Ltd.	20)	Wuhu	China	100.00	CNY	1,668,002	362,147
Continental Automotive Italy S.p.A.	20)	Pisa	Italy	100.00	EUR	-10,032	-37,557
Continental Automotive Japan K.K.	20)	Yokohama	Japan	100.00	JPY	9,157,901	1,956,666
Continental Automotive Jinan Co., Ltd.	20)	Jinan	China	100.00	CNY	5,569	5,363
Continental Automotive Korea Ltd.	20)	Seongnam-si	South Korea	100.00	KRW	28,144,188	5,791,800
Continental Automotive Lithuania UAB	20)	Vilnius	Lithuania	100.00	EUR	36,280	-57,221
Continental Automotive Malaysia Sdn. Bhd.	20)	Prai	Malaysia	100.00	MYR	19,986	1,223
Continental Automotive Maquila Mexico, S. de R.L. de C.V.	20)	Silao	Mexico	100.00	MXN	553,926	254,737
Continental Automotive Mexicana, S. de R.L. de C.V.	20)	Morelos	Mexico	100.00	MXN	3,114,106	-996,920
Continental Automotive Parts (Suzhou) Co., Ltd.	20)	Suzhou	China	100.00	CNY	264,954	-9,371
Continental Automotive Products SRL	20)	Timișoara	Romania	100.00	RON	1,378,308	675,775
Continental Automotive Romania SRL	20)	Timișoara	Romania	100.00	RON	1,264,901	-411,414
Continental Automotive Singapore Pte. Ltd.	20)	Singapore	Singapore	100.00	SGD	114,946	15,776
Continental Automotive Spain S.A.	20)	Rubí	Spain	100.00	EUR	37,594	20,628
Continental Automotive System Changchun Co., Ltd.	20)	Changchun	China	64.68	CNY	221,563	143,353
Continental Automotive Systems (Shanghai) Co., Ltd.	20)	Shanghai	China	100.00	CNY	6,339,827	799,641
Continental Automotive Systems Changsha Co., Ltd.	20)	Changsha	China	100.00	CNY	210,414	-22,117
Continental Automotive Systems Changshu Co., Ltd.	20)	Changshu	China	100.00	CNY	1,692,775	169,796
Continental Automotive Systems Slovakia s.r.o.	20)	Zvolen	Slovakia	100.00	EUR	72,207	-12,206
Continental Automotive Systems SRL	20)	Sibiu	Romania	100.00	RON	1,644,801	331,190
Continental Automotive Systems, Inc.	6)	Wilmington, DE	USA	100.00	USD	n/s	n/s
Continental Automotive Trading France SAS	20)	Rambouillet	France	100.00	EUR	8,108	450
Continental Automotive Trading Italia S.r.l.	20)	Milan	Italy	100.00	EUR	10,902	815
Continental Automotive Trading Nederland B.V.	20)	Eindhoven	Netherlands	100.00	EUR	3,053	465
Continental Automotive Trading Österreich GmbH	20)	Vienna	Austria	100.00	EUR	2,349	863
Continental Automotive Trading UK Ltd.	12)	Birmingham	United Kingdom	100.00	GBP	-24,963	-11,223
Continental Automotive UK Ltd.	12)	Birmingham	United Kingdom	100.00	GBP	18,613	33

2024070915265

Company	Footnote	Registered office	Country	Share of capital in %	Local currency	Equity in '000s	Annual result in '000s
Continental Automotive, Inc.	6)	Wilmington, DE	USA	100.00	USD	n/s	n/s
Continental Autonomous Mobility (Shanghai) Co., Ltd.	24)	Shanghai	China	100.00	CNY	n/s	n/s
Continental Autonomous Mobility (Thailand) Co., Ltd.	17)	Bangkok	Thailand	100.00	THB	2,875	-125
Continental Autonomous Mobility Holding Netherlands B.V.	20)	Maastricht	Netherlands	100.00	EUR	660,094	-21
Continental Autonomous Mobility Holding US LLC	6)	Wilmington, DE	USA	100.00	USD	n/s	n/s
Continental Autonomous Mobility Hungary Korlátolt Felelősségű Társaság	18)	Budapest	Hungary	100.00	HUF	2,929	-71
Continental Autonomous Mobility India Private Limited	23)	Bangalore	India	100.00	INR	5,931,740	147,790
Continental Autonomous Mobility Japan K.K.	20)	Yokohama	Japan	65.00	JPY	310,000	0
Continental Autonomous Mobility Lithuania UAB	6)	Kaunas	Lithuania	100.00	EUR	n/s	n/s
Continental Autonomous Mobility Mexico S de RL de CV	6)	Mexico City	Mexico	100.00	MXN	n/s	n/s
Continental Autonomous Mobility Romania SRL	20)	Timișoara	Romania	100.00	RON	-1,528	-1,578
Continental Autonomous Mobility US, LLC	21)	Wilmington, DE	USA	100.00	USD	-38,587	-161,286
Continental Barum s.r.o.	20)	Otrokovice	Czech Republic	70.00	CZK	21,359,682	3,679,299
Continental Benelux SRL	20)	Herstal-lez-Liege	Belgium	99.99	EUR	97,366	8,583
Continental Brake Systems (Shanghai) Co., Ltd.	20)	Shanghai	China	51.00	CNY	94,103	16,947
Continental Brakes Italy S.p.A.	20)	Cairo Montenotte	Italy	100.00	EUR	-5,299	-12,517
Continental Brasil Indústria Automotiva Ltda.	20)	Guarulhos	Brazil	100.00	BRL	524,338	88,191
Continental China Software & System Development Center Co., Ltd	16)	Chongqing	China	100.00	CNY	26,470	6,470
Continental ContiTech de Chihuahua S. de R.L. de C.V.	20)	San Luis Potosí	Mexico	100.00	MXN	224,959	39,435
Continental Dack Sverige AB	20)	Gothenburg	Sweden	100.00	SEK	375,912	33,990
Continental Daek Danmark A/S	20)	Brøndby	Denmark	100.00	DKK	82,092	5,357
Continental Dekk Norge A/S	20)	Oslo	Norway	100.00	NOK	172,490	1,524
Continental Digital Services France SAS	20)	Toulouse	France	100.00	EUR	25,382	-5,870
Continental do Brasil Produtos Automotivos Ltda.	20)	Camaçari	Brazil	100.00	BRL	3,016,626	533,854
Continental Electronic Technologies Philippines, Inc.	19)	Calamba	Philippines	100.00	PHP	5,990	4,010
Continental Engineering Services Ltd	12)	Lichfield	United Kingdom	100.00	GBP	6,377	309
CONTINENTAL ENGINEERING SERVICES PORTUGAL, UNIPESSOAL, LDA	20)	Porto	Portugal	100.00	EUR	2,323	997
Continental France SAS	1) 20)	Sarreguémines	France	100.00	EUR	420,622	38,370
Continental Global Business Services Manila, Inc.	20)	Taguig City	Philippines	100.00	USD	1,534	358
Continental Global Holding Netherlands B.V.	20)	Maastricht	Netherlands	100.00	EUR	9,029,525	1,606,688
Continental Holding China Co., Ltd	20)	Shanghai	China	100.00	CNY	5,821,512	249,750
Continental Holding France SAS	20)	Sarreguémines	France	100.00	EUR	532,811	442,911
Continental HT Tyres, s.r.o.	20)	Otrokovice	Czech Republic	100.00	CZK	3,568,208	3,395,926
Continental Hungária Kft.	20)	Budaors	Hungary	100.00	HUF	5,919,189	706,572
CONTINENTAL IBERIA SALES AND SERVICES S.A.U.	20)	Barcelona	Spain	100.00	EUR	3,151	113
Continental India Private Limited	14)	New Delhi	India	100.00	INR	6,209,000	11,000
Continental Indústria e Comércio de Peças de Reposicao Automotivas Ltda.	6)	Barueri	Brazil	100.00	BRL	n/s	n/s
CONTINENTAL INDUSTRIAL SERVICES S A (Pty.) Ltd.	20)	Port Elizabeth	South Africa	65.40	ZAR	42,039	7,091
Continental Industrias del Caucho S.A.	20)	Madrid	Spain	100.00	EUR	28,524	0
Continental Investment Ltd.	20)	West Drayton	United Kingdom	100.00	GBP	21,418	302
Continental Italia S.p.A.	20)	Milan	Italy	100.00	EUR	50,068	9,387
Continental Lemmerz (Portugal)-Componentes para Automóveis Lda.	20)	Palmela	Portugal	51.00	EUR	3,520	1,830

2024070915266

Company	Footnote	Registered office	Country	Share of capital in %	Local currency	Equity in '000s	Annual result in '000s
Continental Mabor Indústria de Pneus S.A.	20)	Lousado	Portugal	100.00	EUR	424,704	230,041
Continental Malador Truck Tires s.r.o.	20)	Púchov	Slovakia	100.00	EUR	193,664	76,665
Continental Middle East DMCC	20)	Dubai	UAE	100.00	EUR	10,172	-691
Continental of Taiwan Co., Ltd.	20)	Taipei City	Taiwan	100.00	TWD	198,322	35,481
Continental Opony Polska Sp. z o.o.	20)	Warsaw	Poland	100.00	PLN	239,006	26,036
Continental Pneus (Portugal) S.A.	20)	Lousado	Portugal	100.00	EUR	10,911	1,132
Continental Pty Ltd	3) 7)	Bundoora	Australia	100.00	AUD	682	9,760
Continental Reifen Austria GmbH	20)	Wiener Neudorf	Austria	100.00	EUR	38,678	6,724
Continental Rengas Oy	20)	Espoo	Finland	100.00	EUR	7,887	-13
Continental Retread Morelia S.A. de C.V.	21)	San Luis Potosí	Mexico	100.00	MXN	47,056	-39,477
Continental Rubber of America, Corp.	20)	Wilmington, DE	USA	100.00	USD	180,738	12,416
Continental Serviços do Brasil Ltda	20)	Ouro Preto	Brazil	100.00	BRL	-8,494	1,221
Continental Smart Core Technology (Shanghai) Co., Ltd.	15)	Shanghai	China	66.00	CNY	89,976	-110,024
Continental Solution Center Portugal, Unipessoal, LDA.	20)	Porto	Portugal	100.00	EUR	42	37
Continental Suisse S.A.	20)	Dietikon	Switzerland	100.00	CHF	18,204	3,473
CONTINENTAL SURFACE SOLUTIONS INDIA PRIVATE LIMITED	22)	Bangalore	India	100.00	INR	834,627	-298,785
CONTINENTAL SYSTEME AUTOMOTIVE MAROC SARL	20)	Tanger	Morocco	100.00	MAD	6,678	3,403
Continental Temic Electronics (Phils), Inc.	20)	Calamba	Philippines	100.00	PHP	11,877,865	3,100,907
Continental Teves UK, Ltd.	20)	Ebbw Vale	United Kingdom	100.00	GBP	6,866	-6,971
Continental Tire Andina S.A.	20)	Cuenca	Ecuador	51.04	USD	88,858	4,997
Continental Tire Canada, Inc.	6)	Toronto	Canada	100.00	CAD	n/s	n/s
Continental Tire Chile SpA	20)	Santiago de Chile	Chile	100.00	USD	1,834	68
Continental Tire Colombia S.A.S.	20)	Bogota	Colombia	100.00	COP	36,929,899	16,631,104
Continental Tire de México, S. de R.L. de C.V.	20)	San Luis Potosí	Mexico	100.00	MXN	11,962,958	815,765
Continental Tire Holding US LLC	6)	Wilmington, DE	USA	100.00	USD	n/s	n/s
Continental Tire Japan Co. Ltd.	20)	Tokyo	Japan	100.00	JPY	772,977	72,558
Continental Tire Korea Co., Ltd.	20)	Seoul	South Korea	100.00	KRW	18,391,417	1,680,341
Continental Tire Sumter LLC	6)	Wilmington, DE	USA	100.00	USD	n/s	n/s
Continental Tire the Americas, LLC	6)	Columbus, OH	USA	100.00	USD	n/s	n/s
Continental Tires (China) Co., Ltd.	20)	Hebei	China	100.00	CNY	4,864,341	1,252,832
Continental Tires (Shanghai) Co., Ltd.	20)	Shanghai	China	100.00	CNY	-80,912	-6,592
Continental Tires Business Services UAB	20)	Kaunas	Lithuania	100.00	EUR	46	21
Continental Tires España S.L.	20)	Madrid	Spain	100.00	EUR	85,185	6,548
Continental Tires Holding Singapore Pte. Ltd.	20)	Singapore	Singapore	100.00	USD	291,898	156,654
Continental Tires Slovakia, s.r.o.	20)	Púchov	Slovakia	100.00	EUR	631,155	103,337
Continental Tyre AS Malaysia Sdn Bhd.	20)	Petaling Jaya	Malaysia	100.00	MYR	-23,024	-31,442
Continental Tyre Group Ltd.	20)	West Drayton	United Kingdom	100.00	GBP	61,679	5,498
Continental Tyre Investment UK Ltd.	20)	West Drayton	United Kingdom	100.00	GBP	0	0
Continental Tyre Malaysia Sdn. Bhd.	20)	Petaling Jaya	Malaysia	100.00	MYR	465,688	-8,464
Continental Tyre North Africa SARL	4) 20)	Casablanca	Morocco	100.00	MAD	-21,215	1,606
Continental Tyre PJ Malaysia Sdn. Bhd.	20)	Petaling Jaya	Malaysia	100.00	MYR	69,252	19,784
Continental Tyre South Africa (Pty.) Ltd	20)	Port Elizabeth	South Africa	100.00	ZAR	1,622,168	217,663
Continental Tyre Technology Centre Malaysia Sdn. Bhd.	20)	Petaling Jaya	Malaysia	100.00	MYR	13,240	579
Continental Tyres (Thailand) Co., Ltd.	20)	Bangkok	Thailand	100.00	THB	1,342,442	-691,072
Continental Tyres Ltd.	20)	West Drayton	United Kingdom	100.00	GBP	2,651	-6

Company	Footnote	Registered office	Country	Share of capital in %	Local currency	Equity in '000s	Annual result in '000s
Continental Tyres of Australia Pty Ltd	20)	Bundoora	Australia	100.00	AUD	19,400	2,499
Continental UK Group Holdings Ltd.	20)	West Drayton	United Kingdom	100.00	GBP	50,407	-2,835
Continental VÚK s.r.o.	20)	Otrokovice	Czech Republic	100.00	CZK	127,637	14,802
Continental výroba pneumatik. s.r.o.	20)	Otrokovice	Czech Republic	100.00	CZK	588,692	379,835
Continental Zhisheng (Shanghai) Lighting Co., Ltd.	20)	Shanghai	China	100.00	CNY	-65,435	-9,244
ContiTech (Shandong) Engineered Rubber Products Co., Ltd.	20)	Yanzhou	China	60.00	CNY	1,315,839	98,541
ContiTech Africa (Pty.) Ltd.	20)	Uitenhage	South Africa	100.00	ZAR	231,770	-64,565
ContiTech Anoflex SAS	20)	Caluire-et-Cuire	France	100.00	EUR	14,046	-434
Contitech Argentina S.R.L.	20)	Buenos Aires	Argentina	100.00	ARS	12,303	-111,103
ContiTech Australia Pty Ltd	6)	Bayswater	Australia	100.00	AUD	n/s	n/s
ContiTech AVS France	20)	Rennes	France	100.00	EUR	15,996	-9,574
ContiTech Belgium B.V.	20)	Berchem	Belgium	100.00	EUR	629	58
Contitech Botswana (Pty) Ltd	4) 20)	Gaborone	Botswana	100.00	BWP	1,923	-3,223
ContiTech Canada, Inc.	6)	Mississauga	Canada	100.00	CAD	n/s	n/s
CONTITECH Chile S.A.	20)	Santiago de Chile	Chile	100.00	CLP	28,685,473	4,492,799
ContiTech China Rubber & Plastics Technology Ltd.	20)	Changshu	China	100.00	CNY	1,520,142	57,974
ContiTech Dae Won Airspring Systems, Ltd.	20)	Cheonan	South Korea	51.00	KRW	14,330,344	878,078
Contitech do Brasil Distribuidora Ltda	4) 6)	Itapevi	Brazil	100.00	BRL	n/s	n/s
Contitech do Brasil Produtos Automotivos e Industriais Ltda.	20)	Ponta Grossa	Brazil	100.00	BRL	335,300	65,911
ContiTech Finland Oy	12)	Tampere	Finland	100.00	EUR	7,872	579
ContiTech Fluid Automotive CZ s.r.o.	20)	Ostrava	Czech Republic	100.00	CZK	600,255	49,163
ContiTech Fluid Automotive Hungária Kft.	20)	Makó	Hungary	100.00	HUF	21,669,611	-6,074,659
ContiTech Fluid Automotive Maroc SARL	6)	Tanger	Morocco	100.00	MAD	n/s	n/s
ContiTech Fluid Distribuidora S.A. de C.V.	20)	Tlajomulco de Zuñiga	Mexico	100.00	MXN	122,249	-109,298
ContiTech Fluid Korea Ltd.	20)	Jeonju	South Korea	100.00	KRW	13,012,001	-509,861
ContiTech Fluid Mexicana, S.A. de C.V.	20)	Tlalnepantla	Mexico	100.00	MXN	675,869	120,188
ContiTech Fluid Monterrey Servicios, S A de C.V.	20)	Tlajomulco de Zuñiga	Mexico	100.00	MXN	8,533	49
ContiTech Fluid Oil & Marine Middle East FZE	20)	Dubai	UAE	100.00	AED	5,982	1,669
ContiTech Fluid Serbia D.O.O.	20)	Subotica	Serbia	100.00	RSD	6,824,344	1,076,684
ContiTech Fluid Shanghai Co., Ltd.	20)	Shanghai	China	100.00	CNY	-72,169	-1,013
ContiTech Fluid Technology (Changchun) Co., Ltd.	20)	Changchun	China	100.00	CNY	147,511	3,302
ContiTech France SNC	1) 20)	Gennevilliers	France	100.00	EUR	2,354	562
ContiTech Global Holding Netherlands B.V.	20)	Maastricht	Netherlands	100.00	EUR	1,652,958	-90,920
ContiTech Holding China Co., Ltd	20)	Shanghai	China	100.00	CNY	1,044,802	126,623
ContiTech Holding Netherlands B.V	20)	Maastricht	Netherlands	100.00	EUR	275,581	-22,612
ContiTech IMAS A.E	20)	Volos	Greece	100.00	EUR	16,162	547
ContiTech India Pvt. Ltd.	22)	New Delhi	India	100.00	INR	4,130,400	554,500
ContiTech Japan Co., Ltd.	4) 20)	Yokohama	Japan	100.00	JPY	448,742	42,375
ContiTech Kautschuk- und Kunststoffvertriebsges. mbH	20)	Wiener Neudorf	Austria	100.00	EUR	2,540	322
ContiTech Lastik Sanayi ve Ticaret AS	20)	Bursa	Türkiye	100.00	TRY	312,372	237,119
ContiTech Magyarország Kft.	20)	Nyiregyháza	Hungary	100.00	HUF	31,272,107	6,067,003
ContiTech Maroc SARL	3) 12)	Casablanca	Morocco	100.00	MAD	-97,605	-23,115
ContiTech Mexicana, S.A. de C.V.	20)	San Luis Potosí	Mexico	100.00	MXN	3,234,570	160,246
ContiTech North America, Inc.	6)	Wilmington, DE	USA	100.00	USD	n/s	n/s
ContiTech Oil & Marine Corp.	6)	Dallas, TX	USA	100.00	USD	n/s	n/s
ContiTech Power Transmission (Ninghai) Ltd.	20)	Ninghai	China	100.00	CNY	251,763	29,424

Company	Footnote	Registered office	Country	Share of capital in %	Local currency	Equity in '000s	Annual result in '000s
ContiTech Power Transmission Korea Co., Ltd.	20)	Yangsan	South Korea	100.00	KRW	42,500,887	11,113,769
ContiTech Print Service (S) Ple. Ltd.	4) 20)	Singapore	Singapore	100.00	SGD	167	-194
ContiTech Qingdao Rubber & Plastics Co., Ltd.	20)	Qingdao	China	100.00	CNY	230,145	-12,702
ContiTech Roulunds Rubber A/S	20)	Odense	Denmark	100.00	DKK	361,750	130,878
ContiTech Rubber Industrial Korlátolt Felelősségű Társaság	20)	Szeged	Hungary	100.00	HUF	88,670,947	21,718,369
ContiTech Scandinavia AB	20)	Kista	Sweden	100.00	SEK	69,145	7,299
ContiTech Services (Pty.) Ltd.	20)	Uitenhage	South Africa	100.00	ZAR	75,096	12,798
ContiTech Shanghai Rubber & Plastics Technology Ltd.	20)	Shanghai	China	100.00	CNY	176,615	13,370
ContiTech Singapore Ple. Ltd.	20)	Singapore	Singapore	100.00	USD	2,312	262
ContiTech Slovenija, družba za proizvodnjo gumenih tehničnih izdelkov, d.o.o.	20)	Kranj	Slovenia	100.00	EUR	51,274	6,901
ContiTech South Africa (Pty.) Ltd.	20)	Uitenhage	South Africa	74.90	ZAR	33,602	11,792
ContiTech Thermopol LLC	21)	Somersworth/ New Hampshire	USA	100.00	USD	-99,768	-13,379
ContiTech Thermopol Romania S.R.L.	9)	Nadab	Romania	100.00	RON	95,727	20,309
ContiTech United Kingdom Ltd.	20)	Wigan	United Kingdom	100.00	GBP	72,989	4,682
ContiTech USA, Inc.	6)	Wilmington, DE	USA	100.00	USD	n/s	n/s
ContiTech Vibration Control France SAS	20)	Andrézieux-Bouthéon	France	100.00	EUR	11,062	270
ContiTech Vibration Control s.r.o.	20)	Dolné Vestenice	Slovakia	100.00	EUR	5,625	637
ContiTech Vibration Control Slovakia s.r.o.	20)	Dolné Vestenice	Slovakia	100.00	EUR	45,922	2,016
ContiTrade (Shanghai) Co., Ltd.	20)	Shanghai	China	100.00	CNY	-4,117	-802
ContiTrade Africa (Pty) Ltd	20)	Port Elizabeth	South Africa	100.00	ZAR	18,358	-4,674
Contitrade España S.A.U.	20)	Madrid	Spain	100.00	EUR	1,262	4
ContiTrade France Rechapage SARL	20)	Alençon	France	100.00	EUR	1,048	12
CONTITRADE SCHWEIZ AG	20)	Aarau	Switzerland	100.00	CHF	29,251	1,440
ContiTrade Services s.r.o.	20)	Otrokovice	Czech Republic	100.00	CZK	1,423	23
ContiTrade Slovakia s.r.o.	20)	Púchov	Slovakia	100.00	EUR	-5,316	-5,902
CPT GUADALAJARA, S. de R. L. de C.V.	6)	Mexico City	Mexico	100.00	MXN	n/s	n/s
CPT MANUFACTURING MEXICO, S. de R. L. de C.V.	6)	Mexico City	Mexico	100.00	MXN	n/s	n/s
Custom Machining Services, Inc.	21)	Valparaiso, IN	USA	100.00	USD	20,357	250
Dunlop Oil & Marine Ltd.	20)	Grimsby	United Kingdom	100.00	GBP	51,252	8,060
DynaGen, Inc.	6)	Charlotte, NC	USA	100.00	USD	n/s	n/s
Elektrobit Austria GmbH	20)	Vienna	Austria	100.00	EUR	16,068	1,066
Elektrobit Automotive Americas Inc.	6)	Wilmington, DE	USA	100.00	USD	n/s	n/s
Elektrobit Automotive Finland Oy	20)	Oulu	Finland	100.00	EUR	5,448	1,785
Elektrobit Automotive Korea Limited	20)	Seongnam-si	South Korea	100.00	KRW	-4,589,240	-1,882,346
Elektrobit Automotive Romania SRL	20)	Braşov	Romania	100.00	RON	28,949	6,829
Elektrobit Automotive Software (Shanghai) Co., Ltd.	20)	Shanghai	China	100.00	CNY	-4,418	-5,098
Elektrobit France SAS	20)	Carrières-sur-Seine	France	100.00	EUR	11,883	2,364
Elektrobit India Private Ltd.	14)	Bangalore	India	100.00	INR	379,180	130,750
Elektrobit Nippon K.K.	20)	Tokyo	Japan	100.00	JPY	-62,885	-20,427
Eu-Retec (Private) Ltd.	10)	Kalutara	Sri Lanka	100.00	LKR	4,071,171	2,176,021
FSC Franchising Service Company S p A.	20)	Milan	Italy	96.57	EUR	662	-795
General Tire International Company	6)	Charlotte, NC	USA	100.00	USD	n/s	n/s
Granite Investments Limited	20)	Ivybridge	United Kingdom	100.00	GBP	0	0
Holding ContiTech SAS	20)	Sarreguemines	France	100.00	EUR	-1,286	-4,266



Company	Footnote	Registered office	Country	Share of capital in %	Local currency	Equity in '000s	Annual result in '000s
Hoosier Racing Tire Corp.	21)	Indianapolis, IN	USA	100.00	USD	31,156	13,211
Hornschuch (Shanghai) Surface Technology Co., Ltd.	20)	Shanghai	China	100.00	CNY	13,777	-51
Hornschuch Italia S.r.l.	20)	Arese	Italy	100.00	EUR	1,542	97
Kim Holdings Scotland Limited	20)	Glasgow	United Kingdom	100.00	GBP	789	11
Kolubara-Univerzal D.O.O.	20)	Veliki Crljeni	Serbia	100.00	RSD	1,937,535	80,160
Libra Associates (Properties) Limited	20)	Ivybridge	United Kingdom	100.00	GBP	0	0
Merlett Benelux B.V.	12)	Cuijk	Netherlands	100.00	EUR	1,322	149
Merlett France	20)	Grenoble	France	100.00	EUR	-199	87
Merlett Iberica 2016 S.L.	20)	Barcelona	Spain	100.00	EUR	1,181	59
Merlett Nor AS	12)	Mandal	Norway	100.00	NOK	11,507	5,054
Merlett Plastics UK Ltd.	3) 10)	Cardiff	United Kingdom	100.00	GBP	1,629	-14
Merlett Polska Sp. Z o.o.	4) 20)	Poznan	Poland	100.00	PLN	-154	162
Merlett RUS LLC	4) 10)	St Petersburg	Russia	100.00	RUB	-46,124	0
Merlett Tecnoplastic S.p.a.	20)	Varese	Italy	100.00	EUR	37,932	2,853
Noisetier SAS	4) 20)	Compiègne	France	100.00	EUR	-13,562	-13,033
OOO "ContiTech Rus"	10)	Moscow	Russia	100.00	RUB	214,496	-28,547
OOO Hornschuch RUS	4) 10)	Moscow	Russia	100.00	RUB	69,965	17,123
O'Sullivan Films, Inc.	21)	Winchester, VA	USA	100.00	USD	38,500	-5,508
Otomotiv Lastikleri Tevzi AS (OLTAS)	20)	Istanbul	Turkiye	99.99	TRY	351,567	-3,280
Phoenix Conveyor Belt India Private Ltd	20)	Kalyani	India	100.00	INR	3,363,700	406,300
Phoenix Oil & Marine Ltd.	20)	Grimsby	United Kingdom	100.00	GBP	14,249	-97
Phoenix Shanxi Conveyor Belt Co., Ltd.	20)	Changzhi	China	52.00	CNY	272,247	-3,561
Printing Solutions Sweden Holding AB	24)	Trelleborg	Sweden	100.00	SEK	n/s	n/s
Printing Solutions US Inc	24)	Wilmington, DE	USA	100.00	USD	n/s	n/s
PT CONTINENTAL AUTOMOTIVE INDONESIA	6)	Jakarta Selatan	Indonesia	100.00	IDR	n/s	n/s
PT Continental Tyre Indonesia	21)	Jakarta	Indonesia	100.00	IDR	27,266,080	113,453
PT Quantum Inventions Indonesia	20)	Jakarta	Indonesia	100.00	IDR	3,757,349	-1,121,750
QI Mobility (India) Private Limited	6)	Kolkata	India	100.00	INR	n/s	n/s
Quantum Inventions Private Limited	20)	Singapore	Singapore	100.00	SGD	2,828	-1,293
QUANTUM INVENTIONS SDN. BHD.	20)	Kuala Lumpur	Malaysia	100.00	MYR	-1,223	-265
R & J Strang Tyre Services Limited	20)	Glasgow	United Kingdom	100.00	GBP	3,579	-198
REPARATION PNEUMATIQUES DU SUD EST (REPNEU) SAS	4) 20)	Grasse	France	100.00	EUR	1,489	-156
Road-Broad Automotive Electronics (Qufu) Co. Ltd.	20)	Qufu	China	60.00	CNY	242,733	44,780
Rundpneu Beteiligungsges. mbH	20)	Vienna	Austria	100.00	EUR	627	4
S.C. ContiTech Fluid Automotive Romania S.R.L.	12)	Carei	Romania	100.00	RON	201,825	18,765
S.C. ContiTech Romania S.R.L.	20)	Timișoara	Romania	100.00	RON	281,232	75,379
SAS CONTITRADE FRANCE	20)	Aubenas	France	100.00	EUR	-260,739	-48,538
SAS Contitrade Holding	20)	Aubenas	France	100.00	EUR	5	-10
Semperit (Ireland) Ltd.	3) 4) 8)	Dublin	Ireland	100.00	EUR	40	0
Semperit (UK) Ltd.	20)	West Drayton	United Kingdom	100.00	GBP	3,831	0
Stable One Insurance Company LLC	20)	Lansing, MI	USA	100.00	USD	96,414	35,105
Syrma A.E.	20)	Volos	Greece	100.00	EUR	15,443	763
Temic Automotive (Phils.), Inc.	20)	Taguig	Philippines	100.00	PHP	5,333,068	829,699
Tikka Spikes Oy	20)	Tikkakoski	Finland	100.00	EUR	6,067	-750

2024070915270

Company	Footnote	Registered office	Country	Share of capital in %	Local currency	Equity in '000s	Annual result in '000s
TOO "Continental Matador KZ"	20)	Almaty	Kazakhstan	100.00	KZT	647,817	-526,471
Tyre and Auto Pty Ltd	6)	Melbourne	Australia	100.00	AUD	n/s	n/s
Tyre Maintenance Limited	20)	Leeds	United Kingdom	100.00	GBP	1,280	-1,592
Tyre Reinsurance (Ireland) DAC	20)	Dublin	Ireland	100.00	EUR	74,826	10,427
Vanvulc Tyres Limited	4) 20)	Ivybridge	United Kingdom	100.00	GBP	0	0
Vaysse SAS	20)	Paris	France	99.94	EUR	-13,009	-2,583
Vertech AB	24)	Kiruna	Sweden	100.00	SEK	n/s	n/s
Veyance Industrial Services, Inc.	21)	Wilmington, DE	USA	100.00	USD	4,887	-90
Veyance Technologies Australia Pty, Ltd.	7)	Bayswater	Australia	100.00	AUD	25,215	-1,819
Veyance Technologies Canada (NS), ULC	6)	Halifax	Canada	100.00	CAD	n/s	n/s
Veyance Technologies Zambia Ltd	4) 6)	Lusaka	Zambia	100.00	ZMW	n/s	n/s
Viking Tyres (UK) Ltd.	20)	West Drayton	United Kingdom	100.00	GBP	0	0
VIVAX Trading GmbH	4) 20)	Salzburg	Austria	100.00	EUR	44	12
Vulcanite Holdings Pty Ltd	21)	Regents Park	Australia	100.00	AUD	18,235	0
Vulcanite Malaysia Sdn. Bhd.	20)	Seremban	Malaysia	100.00	MYR	17,540	1,870
Vulcanite Pty Ltd	21)	Regents Park	Australia	100.00	AUD	8,170	1,792
Zonar Systems, Inc.	21)	Tumwater, WA	USA	100.00	USD	272,589	-32,179
Zylek Automotive Ltd	12)	Lichfield	United Kingdom	100.00	GBP	2,475	0
Zytek Group Ltd.	12)	Lichfield	United Kingdom	100.00	GBP	2,072	0

II. Associated companies/joint ventures

Company	Footnote	Registered office	Share of capital in %	Equity in €'000s	Annual result in €'000s
Germany					
Containertransporte Wesseler GmbH	20)	Melle	24.90	8,157	68
ContiTech-INA Beteiligungsgesellschaft mbH	20)	Hanover	50.00	25	-2
ContiTech-INA GmbH & Co. KG	20)	Hanover	50.00	210	0
Deutsche Gasrußwerke GmbH	20)	Dortmund	37.84	278	23
esolutions GmbH	20)	Ingolstadt	51.00	37,000	31,116
Joinplas GmbH	20)	Waltershausen	50.00	2,873	-1,138
"Kienzle-Rheinapp" Rheinische Apparate Gesellschaft mit beschränkter Haftung	20)	Düsseldorf	22.88	1,388	260
Kommanditgesellschaft Deutsche Gasrußwerke G.m.b.H. & Co.	20)	Dortmund	33.70	8,555	876
SupplyOn AG	20)	Hallbergmoos	24.60	35,019	6,096
vogtronics GmbH	20)	Obernzell	26.00	24,394	544

Company	Footnote	Registered office	Country	Share of capital in %	Local currency	Equity in '000s	Annual result in '000s
Outside Germany							
Andujar S.A.	20)	Quito	Ecuador	49.98	USD	24,761	394
Bando-Scholtz Corp.	20)	Kakogawa	Japan	50.00	JPY	588,620	157,316
BAWE spol. s r.o.	20)	Děčín	Czech Republic	49.00	CZK	58,406	2,930
Continental Huayu Brake Systems (Chongqing) Co., Ltd.	20)	Chongqing	China	50.00	CNY	25,657	11,682
EasyMile SAS	20)	Toulouse	France	12.92	EUR	21,788	-27,101
ECO Anvelope S.A.	20)	Bucharest	Romania	20.00	RON	9,992	2,077
EMDAPI - EMPRESA DE DESTINAÇÃO ADEQUADA DE PNEUMÁTICOS INSERVIVEIS LTDA.	6)	Sao Paulo	Brazil	20.00	BRL	n/s	n/s
F & M Co. Limited Partnership	20)	Akron, OH	USA	22.50	USD	880	8
General Tire & Rubber Company of Morocco S.A.	3) 6)	Casablanca	Morocco	34.17	MAD	n/s	n/s
MC Projects B.V.	20)	Maastricht	Netherlands	50.00	EUR	131,674	3,840
Napino Continental Vehicle Electronics Private Limited	20)	Gurgaon	India	50.00	INR	606,407	5,196,400
Nisshinbo Comprehensive Precision Machining (Gurgaon) Private Limited	22)	Gurgaon	India	40.00	INR	590,669	-49,331
Nisshinbo-Continental Precision Machining (Yangzhou) Co., Ltd.	20)	Yangzhou	China	30.00	CNY	429,660	20,269
Phoenix Vibration Controls B.V.	20)	Stellendam	Netherlands	50.00	EUR	530	65
Rubberway Pte. Ltd.	20)	Singapore	Singapore	45.00	SGD	695	27
Shanghai Automotive Brake Systems Co., Ltd.	20)	Shanghai	China	49.00	CNY	1,449,592	233,695
Signus Ecovalor S.L.	20)	Madrid	Spain	20.00	EUR	200	0
SIXAN PTE LTD.	20)	Singapore	Singapore	20.00	EUR	6,613	2,198
Sujan ContiTech AVS Private Ltd	22)	Mumbai	India	50.00	INR	426,931	162,910
TransInfo United Continental Intelligent Transportation Technology (Shanghai) Co., Ltd	20)	Shanghai	China	40.00	CNY	55,608	-46,782
VIPO a.s.	20)	Partizánske	Slovakia	24.84	EUR	6,535	291

III. Other shares in large limited companies

In addition, Continental AG directly or indirectly holds more than 5% of the voting rights in the following large limited companies not included in the above list (disclosure in accordance with Section 285 No. 11b in conjunction with Section 286 (3) HGB):

Company	Footnote	Registered office	Share of capital in %
Investments in large corporations			
TecAlliance GmbH	5)	Ismaning	9.28

- 1) Disclosure in accordance with Section 313 (2) No. 6 HGB: Continental AG or a company included in the consolidated financial statements is a partner with unlimited liability.
- 2) Figures for fiscal 2022. Profit and loss agreement with Continental AG (direct/indirect).
- 3) In liquidation.
- 4) Not included in the consolidated financial statements
- 5) Disclosure in accordance with Section 285 No. 11b HGB
- 6) Annual financial statements not available.
- 7) Figures for fiscal 2017.
- 8) Figures for fiscal 2018.
- 9) Figures for fiscal 2019.
- 10) Figures for fiscal 2020.
- 11) Annual results March 1, 2020 - February 28, 2021.

- 12) Figures for fiscal 2021.
- 13) Annual results January 1, 2021 - February 28, 2022.
- 14) Annual results April 1, 2021 - March 31, 2022.
- 15) Annual results January 17, 2022 - December 31, 2022.
- 16) Annual results March 11, 2022 - December 31, 2022.
- 17) Annual results May 12, 2022 - December 31, 2022.
- 18) Annual results June 7, 2022 - December 31, 2022.
- 19) Annual results September 6, 2022 - December 31, 2022.
- 20) Figures for fiscal 2022.
- 21) Figures for fiscal 2022 (figures in accordance with IFRS).
- 22) Annual results April 1, 2022 - March 31, 2023
- 23) Annual results August 10, 2022 - March 31, 2023.
- 24) Foundation/acquisition of company in 2023. Figures for 2023 are not yet available.

Members of the Executive Board and Their Directorships

List of the positions held by the Executive Board members on statutory supervisory boards and on comparable controlling bodies of companies in Germany and abroad:

Nikolai Setzer

Chairman

Chairman of the Automotive Board (until April 30, 2023)

Group Communications and Public Affairs

Group Compliance (until April 30, 2023)

Group Law and Intellectual Property (until April 30, 2023)

Group Quality, Technical Compliance, Continental Business System and Environment (until April 30, 2023)

Group Strategy

Contract Manufacturing Group Sector

Chinese Market

› ContiTech Deutschland GmbH, Hanover*
(Chairman, until June 30, 2023)

Katja Garcia Vila

Group Finance and Controlling

Group Information Technology

Automotive Finance and Controlling (until April 30, 2023)

› Continental Automotive Technologies GmbH, Hanover*
(Chairperson)

› Continental Reifen Deutschland GmbH, Hanover*

Philipp von Hirschheydt

Automotive Group Sector (since May 1, 2023)

Christian Kötz

Tires Group Sector

Group Purchasing

› Continental Reifen Deutschland GmbH, Hanover* (Chairman)

› Continental Tire Holding US LLC, Wilmington, Delaware, USA*

› Continental Tire the Americas, LLC, Columbus, Ohio, USA*

Philip Nelles

ContiTech Group Sector

› Benecke-Kaliko AG, Hanover*

› ContiTech USA, Inc., Fairlawn, Ohio, USA*

Dr. Ariane Reinhart

Group Human Relations

Director of Labor Relations

Group Sustainability

› Suse S.A., Luxembourg, Luxembourg (until March 31, 2023)

› Vonovia SE, Düsseldorf

› Evonik Industries AG, Essen (since May 31, 2023)

Olaf Schick

Group Compliance (since May 1, 2023)


Group Internal Audit (since May 1, 2023)

Group Law and Intellectual Property (since May 1, 2023)

Group Quality, Technical Compliance, Continental Business System and Environment (since May 1, 2023)

Group Risks and Controls (since May 1, 2023)

* Companies pursuant to Section 100 (2) of the German Stock Corporation Act (Aktiengesetz - AktG)



Members of the Supervisory Board and Their Directorships

Memberships of other statutory supervisory boards and of comparable controlling bodies of companies in Germany and abroad:

Prof. Dr.-Ing. Wolfgang Reitzle, Chairman
Member of various supervisory boards

- › Ivoclar Vivadent AG, Schaan, Liechtenstein
- › Axel Springer SE, Berlin
- › HAWESKO Holding AG, Hamburg

Christiane Benner*, Vice Chairperson
Chairperson of IG Metall

- › BMW AG, Munich

Hasan Allak*
Chairman of the Corporate Works Council of Continental AG
and Chairman of the Works Council of Continental Reifen
Deutschland GmbH, Stöcken, Hanover

- › Continental Reifen Deutschland GmbH, Hanover**

Dorothea von Boxberg
Chief Executive Officer of Brussels Airlines SA/NV, Brussels,
Belgium

- › Aerologic GmbH, Schkeuditz (until May 15, 2023)

Stefan E. Buchner
Member of various supervisory boards

- › thyssenkrupp AG, Essen
- › Mosolf SE & Co. KG, Kirchheim unter Teck
- › HÖRMANN Holding GmbH & Co. KG, Kirchseeon

Dr. Gunter Dunkel
Chairman of European Private Debt, Muzinich & Co., London,
United Kingdom

- › DEVnet AG, Munich

Francesco Grioli*
Member of the Central Board of Executive Directors
of IG Bergbau, Chemie, Energie (Mining, Chemical and Energy
Industries Union)

- › Gerresheimer AG, Düsseldorf (Vice Chairman)
- › Bayer AG, Leverkusen

Michael Iglhaut*
Chairman of the Works Council for the Frankfurt Location

Satish Khatu
Management Advisor

Isabel Corinna Knauf

Member of the Shareholders' Committee of the Knauf Group

- › Skillet Fork Farms LLP, Wayne City, Illinois, USA (Chairperson)
- › Compagnie Marocaine de Plâtre et d'Enduit S.A., Safi, Morocco
- › Knauf S.r.l., Castellina, Italy**
- › Knauf İnşaat Ve Yapı Elemanları San. Ve Tic. A.Ş., Ankara, Türkiye** (Chairperson, until March 23, 2023)
- › PFT Sıva Sistemleri San. Ve Tic. A.Ş., Ankara, Türkiye** (Chairperson, until March 23, 2023)

Carmen Löffler*

Chairperson of the Works Council for the Ingolstadt Location

- › Conti Temic microelectronic GmbH, Nuremberg** (Vice Chairperson)

Sabine Neuß

Member of the Executive Board of Jungheinrich AG - Technik

- › JULI Motorenwerk s.r.o., Moravany, Czechia
- › MAGAZINO GmbH, Munich (until August 23, 2023)
- › Valmet Automotive Inc., Uusikaupunki, Finland (until May 31, 2023)

Prof. Dr. Rolf Nonnenmacher

Member of various supervisory boards

- › ProSiebenSat.1 Media SE, Unterföhring

Dirk Nordmann*

Chairman of the Works Council for the Vahrenwald Plant,
ContiTech Antriebssysteme GmbH, Hanover

- › ContiTech Luftfedersysteme GmbH, Hanover**

Lorenz Pfau*

Chairman of the Central Works Council of Continental
Automotive Technologies GmbH

Klaus Rosenfeld

Chief Executive Officer of Schaeffler AG, Herzogenaurach

- › Vitesco Technologies Group AG, Regensburg**

Georg F. W. Schaeffler
Co-owner of INA-Holding Schaeffler GmbH & Co. KG,
Herzogenaurach
Managing Director of IHO Verwaltungs GmbH
 › Schaeffler AG, Herzogenaurach** (Chairman)
 › ATESTEO Management GmbH, Herzogenaurach**
 › Vitesco Technologies Group AG, Regensburg**

Jörg Schönfelder*
Chairman of the Works Council for the Korbach Plant and
Chairman of the European Works Council
 › Continental Reifen Deutschland GmbH, Hanover**

Stefan Scholz*
Head of Finance & Treasury
 › Phoenix Pensionskasse von 1925, Hamburg
 › Pensionskasse für Angestellte der Continental Aktiengesellschaft
 VVaG, Hanover

Elke Volkmann*
Second Authorized Representative of IG Metall Nordhessen,
Administrative Office for North Hesse, Kassel
 › Krauss-Maffei Wegmann Verwaltungs GmbH, Munich

Members of the Supervisory Board Committees:

1. Chairman's Committee

- › Prof. Dr.-Ing. Wolfgang Reitzle (Chairman)
- › Christiane Benner
- › Georg F. W. Schaeffler
- › Jörg Schönfelder

2. Audit Committee

- › Prof. Dr. Rolf Nonnenmacher (Chairman)
- › Francesco Grioli
- › Michael Iglhaut
- › Dirk Nordmann
- › Klaus Rosenfeld
- › Georg F. W. Schaeffler

3. Nomination Committee

- › Prof. Dr.-Ing. Wolfgang Reitzle (Chairman)
- › Isabel Corinna Knauf
- › Prof. Dr. Rolf Nonnenmacher
- › Georg F. W. Schaeffler

4. Mediation Committee required under Section 27 (3) of the German Co-determination Act (*Mitbestimmungsgesetz*)

- › Prof. Dr.-Ing. Wolfgang Reitzle (Chairman)
- › Christiane Benner
- › Georg F. W. Schaeffler
- › Jörg Schönfelder

5. Committee for Related Party Transactions

- › Prof. Dr.-Ing. Wolfgang Reitzle (Chairman)
- › Prof. Dr. Rolf Nonnenmacher

6. Special Emissions Committee

- › Prof. Dr.-Ing. Wolfgang Reitzle (Chairman)
- › Prof. Dr. Rolf Nonnenmacher
- › Dirk Nordmann

7. Special ContiTech Committee***

- › Prof. Dr.-Ing. Wolfgang Reitzle (Chairman)
- › Prof. Dr. Rolf Nonnenmacher
- › Dirk Nordmann

* Employee representative.

** Companies pursuant to Section 100 (2) of the German Stock Corporation Act (Aktiengesetz - AktG).

*** The Special ContiTech Committee was dissolved following the conclusion of its investigations by resolution of the Supervisory Board at its meeting on December 13, 2023.

Report on Subsequent Events

As at February 27, 2024, no significant events had occurred since the reporting date.

Appropriation of Net Income


A dividend totaling €300.0 million was distributed in 2023 for fiscal 2022. Taking into account the accumulated profits brought forward from the previous year of €2,834.9 million after the dividend distribution, retained earnings for fiscal 2023 amounted to €2,411,519,664.78. The Supervisory Board and Executive Board will propose to the Annual Shareholders' Meeting the payment of a dividend of €2.20 per share entitled to dividends.

The total distribution is therefore €440,013,162.60 for 200,005,983 shares entitled to dividends. The remaining retained earnings are to be carried forward to new account.

Hanover, February 27, 2024

Continental Aktiengesellschaft

The Executive Board



Independent Auditor's Report

2024070915277

To Continental Aktiengesellschaft, Hanover

Report on the Audit of the Annual Financial Statements and of the Management Report

Audit opinions

We have audited the annual financial statements of Continental Aktiengesellschaft, Hanover, which comprise the balance sheet as at December 31, 2023, the statement of profit and loss for the financial year from January 1 to December 31, 2023, and the notes to the financial statements, including the presentation of the recognition and measurement policies. In addition, we have audited the management report of Continental Aktiengesellschaft, which is combined with the consolidated management report, including the non-financial statement to comply with Sections 289b to 289e and Sections 315b to 315c of the German Commercial Code (*Handelsgesetzbuch - HGB*) included in "Sustainability and Combined Non-Financial Statement" section for the financial year from January 1 to December 31, 2023. In accordance with German legal requirements, we have not audited the content of the "Main characteristics of the internal control system" and "Appropriateness and effectiveness of the internal control system" subsections in the "Report on Risks and Opportunities" section of the management report.

In our opinion, on the basis of the knowledge obtained in the audit,

- › the accompanying annual financial statements comply, in all material respects, with the requirements of German commercial law and give a true and fair view of the assets, liabilities and financial position of the Company as at December 31, 2023, and of its financial performance for the financial year from January 1 to December 31, 2023,
- › the accompanying management report (excluding the non-financial statement included therein) as a whole provides an appropriate view of the Company's position. In all material respects, this management report is consistent with the annual financial statements, complies with German legal requirements and appropriately presents the opportunities and risks of future development; we do not express an audit opinion on the subsections of the management report referred to above, and
- › the non-financial statement included in the "Sustainability and Combined Non-Financial Statement" section of the management report is prepared, in all material respects, in accordance with the applicable German legal and European requirements as well as with the specifying criteria disclosed by the Company's executive directors.

Pursuant to Section 322 (3) Sentence 1 *HGB*, we declare that our audit has not led to any reservations relating to the legal compliance of the annual financial statements and of the management report.

Basis for the audit opinions

We conducted our audit of the annual financial statements and of the management report in accordance with Section 317 *HGB* and the EU Audit Regulation (No. 537/2014, referred to subsequently as "EU Audit Regulation") in compliance with German Generally Accepted Standards for Financial Statement Audits promulgated by the Institute of Public Auditors in Germany (Institut der Wirtschaftsprüfer, IDW). Our responsibilities under those requirements and principles are further described in the "Auditor's responsibilities for the audit of the annual financial statements and of the management report" section of our auditor's report. We are independent of the Company in accordance with the requirements of European law and German commercial and professional law, and we have fulfilled our other German professional responsibilities in accordance with these requirements. In addition, in accordance with Article 10 (2) point (f) of the EU Audit Regulation, we declare that we have not provided non-audit services prohibited under Article 5 (1) of the EU Audit Regulation. We believe that the audit evidence we have obtained is sufficient and appropriate to provide a basis for our audit opinions on the annual financial statements, on the management report and on the non-financial statement included in the management report.

Key audit matters in the audit of the annual financial statements

Key audit matters are those matters that, in our professional judgment, were of most significance in our audit of the annual financial statements for the financial year from January 1 to December 31, 2023. These matters were addressed in the context of our audit of the annual financial statements as a whole and in forming our audit opinion thereon; we do not provide a separate audit opinion on these matters.

In our view, the matter of most significance in our audit was as follows:

- › Measurement of shares in affiliated companies

Our presentation of this key audit matter has been structured in each case as follows:

- › Matter and issue
- › Audit approach and findings
- › Reference to further information

Hereinafter we present the key audit matter:

Measurement of shares in affiliated companies

- › Shares in affiliated companies amounting to €11,284.6 million (53.7% of total assets) are reported in the Company's annual financial statements under the "Financial assets" balance sheet item.

Shares in affiliated companies are measured in accordance with German commercial law at the lower of cost and fair value. The market price of the respective shares in affiliated companies - if available - is used for the purpose of determining the fair value. The fair values of material shares in affiliated companies are also calculated as the present values of expected future earnings according to the planning projections prepared by the executive directors, using dividend discount models. Expectations relating to future market developments and assumptions about the development of macroeconomic factors are also taken into account. The discount rate used is the individually determined cost of capital for the relevant financial asset. On the basis of the values determined and supplementary documentation, no material write-downs were required in the financial year.

The outcome of this valuation is dependent to a large extent on the executive directors' estimates of future earnings, and on the respective discount rates and rates of growth used. The valuation is therefore subject to material uncertainties. Against this background and due to the highly complex nature of the valuation and its material significance for the Company's assets, liabilities and financial performance, this matter was of particular significance in the context of our audit.

- › As part of our audit, we evaluated the methodology used for the purposes of the valuation, among other things. In particular, we assessed whether the fair values of material shares in affiliated companies had been appropriately determined using dividend discount models in compliance with the relevant measurement standards. We based our assessment, among other things, on a comparison with general and sector-specific market expectations as well as on the executive directors' detailed explanations regarding the key value drivers underlying the expected future earnings.
- › In the knowledge that even relatively small changes in the discount rate applied can have a material impact on the value of the entity calculated in this way, we focused our testing in particular on the parameters used to determine the discount rate applied, and assessed the calculation model.

In our view, taking into consideration the information available, the valuation parameters and underlying assumptions used by the executive directors are appropriate overall for the purpose of appropriately measuring shares in affiliated companies.

- › The Company's disclosures relating to shares in affiliated companies are contained in Note 2 of the notes to the financial statements.

Other information

The executive directors are responsible for the other information. The other information comprises the "Main characteristics of the internal control system" and "Appropriateness and effectiveness of the internal control system" subsections in the "Report on Risks and Opportunities" section of the management report as unaudited parts of the management report.

The other information comprises further the corporate governance statement pursuant to Sections 289f and 315d HGB.

Our audit opinions on the annual financial statements, the management report and the non-financial statement included in the management report do not cover the other information, and consequently we do not express an audit opinion or any other form of assurance conclusion thereon.

In connection with our audit, our responsibility is to read the other information mentioned above and, in so doing, to consider whether the other information

- › is materially inconsistent with the annual financial statements, with the management report disclosures audited in terms of content or with our knowledge obtained in the audit, or
- › otherwise appears to be materially misstated.

Responsibilities of the executive directors and the Supervisory Board for the annual financial statements and the management report

The executive directors are responsible for the preparation of the annual financial statements that comply, in all material respects, with the requirements of German commercial law, and for ensuring that the annual financial statements give a true and fair view of the assets, liabilities, financial position and financial performance of the Company in compliance with German Legally Required Accounting Principles. In addition, the executive directors are responsible for such internal control as they, in accordance with German Legally Required Accounting Principles, have determined necessary to enable the preparation of annual financial statements that are free from material misstatement, whether due to fraud (i.e. fraudulent financial reporting and misappropriation of assets) or error.

In preparing the annual financial statements, the executive directors are responsible for assessing the Company's ability to continue as a going concern. They also have the responsibility for disclosing, as applicable, matters related to going concern. In addition, they are responsible for financial reporting based on the going concern basis of accounting, provided no actual or legal circumstances conflict therewith.

Furthermore, the executive directors are responsible for the preparation of the management report that, as a whole, provides an appropriate view of the Company's position and is, in all material respects, consistent with the annual financial statements, complies with German legal requirements and appropriately presents the opportunities and risks of future development. In addition, the executive directors are responsible for such arrangements and measures (systems) as they have considered necessary to enable the preparation of a management report that is in accordance with the applicable German legal requirements, and to be able to provide sufficient appropriate evidence for the assertions in the management report.

The executive directors are also responsible for the preparation of the non-financial statement included in the management report in accordance with the applicable German legal and European requirements as well as with the specifying criteria disclosed by the Company's executive directors. Furthermore, the executive directors are responsible for such arrangements and measures (systems) as they have considered necessary to enable the preparation of a non-financial statement that is free from material misstatement, whether due to fraud (i.e. fraudulent reporting in the non-financial statement) or error.

The applicable requirements contain wording and terms that are subject to considerable interpretation uncertainties and for which authoritative comprehensive interpretations have not yet been published. Accordingly, the executive directors have disclosed their interpretations of such wording and terms in the non-financial statement in the "Information in Accordance with the EU Taxonomy Regulation" section of the non-financial statement. The executive directors are responsible for the defensibility of these interpretations. As such wording and terms may be interpreted differently by regulators or courts, the legal conformity of these interpretations is uncertain.

The Supervisory Board is responsible for overseeing the Company's financial reporting process for the preparation of the annual financial statements and of the management report as well as of the non-financial statement included in the management report.

Auditor's responsibilities for the audit of the annual financial statements and of the management report

Our objectives are to obtain reasonable assurance about whether the annual financial statements as a whole are free from material misstatement, whether due to fraud or error, and whether the management report as a whole provides an appropriate view of the Company's position and, in all material respects, is consistent with the annual financial statements and the knowledge obtained in the audit, complies with German legal requirements and appropriately presents the opportunities and risks of future development, and whether the non-financial statement has been prepared, in all material respects, in accordance with the applicable German legal and European requirements and with the specifying criteria disclosed by the Company's executive directors, as well as to issue an auditor's report that includes our audit opinions on the annual financial statements, on the management report and on the non-financial statement.

Reasonable assurance is a high level of assurance, but is not a guarantee that an audit conducted in accordance with Section 317 HGB and the EU Audit Regulation and in compliance with German Generally Accepted Standards for Financial Statement Audits promulgated by the IDW will always detect a material misstatement. Misstatements can arise from fraud or error and are considered material if, individually or in the aggregate, they could reasonably be expected to influence the economic decisions of users taken on the basis of these annual financial statements and this management report.

We exercise professional judgment and maintain professional skepticism throughout the audit. We also

- › Identify and assess the risks of material misstatement in the annual financial statements and in the management report, whether due to fraud or error, design and perform audit procedures responsive to those risks, and obtain audit evidence that is sufficient and appropriate to provide a basis for our audit opinions. The risk of not detecting a material misstatement resulting from fraud is higher than for one resulting from error, as fraud may involve collusion, forgery, intentional omissions, misrepresentations or the override of internal controls.
- › Obtain an understanding of internal control relevant to the audit of the annual financial statements and of arrangements and measures (systems) relevant to the audit of the management report and the non-financial statement included in the management report in order to design audit procedures that are appropriate in the circumstances, but not for the purpose of expressing an audit opinion on the effectiveness of these systems.
- › Evaluate the appropriateness of accounting policies used by the executive directors and the reasonableness of estimates made by the executive directors and related disclosures.
- › Conclude on the appropriateness of the executive directors' use of the going concern basis of accounting and, based on the audit evidence obtained, whether a material uncertainty exists related to events or conditions that may cast significant doubt on the Company's ability to continue as a going concern. If we conclude that a material uncertainty exists, we are required to draw attention in the auditor's report to the related disclosures in the annual financial statements and in the management report or, if such disclosures are inadequate, to modify our respective audit opinions. Our conclusions are based on the audit evidence obtained up to the date of our auditor's report. However, future events or conditions may cause the Company to cease to be able to continue as a going concern.
- › Evaluate the overall presentation, structure and content of the annual financial statements, including the disclosures, and whether the annual financial statements present the underlying transactions and events in a manner that the annual financial statements give a true and fair view of the assets, liabilities, financial position and financial performance of the Company in compliance with German Legally Required Accounting Principles.
- › Evaluate the consistency of the management report with the annual financial statements, its conformity with German law, and the view of the Company's position it provides.
- › Perform audit procedures on the prospective information presented by the executive directors in the management report. On the basis of sufficient appropriate audit evidence we evaluate, in particular, the significant assumptions used by the executive directors as a basis for the prospective information and evaluate the proper derivation of the prospective information from these assumptions. We do not express a separate audit opinion on the prospective information and on the assumptions used as a basis.

There is a substantial unavoidable risk that future events will differ materially from the prospective information.

- › Evaluate the suitability of the criteria presented by the executive directors in the non-financial statement as a whole. As explained in the description of the responsibilities of the executive directors, the executive directors have interpreted the wording and terms contained in the relevant regulations; the legal conformity of these interpretations is subject to inherent uncertainties mentioned in this description. Those inherent uncertainties in the interpretation apply to our audit accordingly.

We communicate with those charged with governance regarding, among other matters, the planned scope and timing of the audit and significant audit findings, including any significant deficiencies in internal control that we identify during our audit.

We also provide those charged with governance with a statement that we have complied with the relevant independence requirements, and communicate with them all relationships and other matters that may reasonably be thought to bear on our independence and, where applicable, actions taken to eliminate threats to independence or safeguards applied.

From the matters communicated with those charged with governance, we determine those matters that were of most significance in the audit of the annual financial statements of the current period and are therefore the key audit matters. We describe these matters in our auditor's report unless law or regulation precludes public disclosure about the matter.

Other Legal and Regulatory Requirements

Report on the assurance on the electronic rendering of the annual financial statements and the management report prepared for publication purposes in accordance with Section 317 (3a) HGB

Assurance opinion

We have performed assurance work in accordance with Section 317 (3a) HGB to obtain reasonable assurance as to whether the rendering of the annual financial statements and the management report (hereinafter the "ESEF documents") contained in the electronic file Continental_AG_JAuLB_ESEF-2023-12-31.zip and prepared for publication purposes complies in all material respects with the requirements of Section 328 (1) HGB for the electronic reporting format ("ESEF format"). In accordance with German legal requirements, this assurance work extends only to the conversion of the information contained in the annual financial statements and the management report into the ESEF format and therefore relates neither to the information contained within these renderings nor to any other information contained in the electronic file identified above.

In our opinion, the rendering of the annual financial statements and the management report contained in the electronic file identified above and prepared for publication purposes complies in all material respects with the requirements of Section 328 (1) HGB for the electronic reporting format. Beyond this assurance opinion and our audit opinions on the accompanying annual financial statements and the accompanying management report for the financial year from January 1 to December 31, 2023 contained in the report on the audit of the annual financial statements and of the management report above, we do not express any assurance opinion on the information contained within these renderings or on the other information contained in the electronic file identified above.

Basis for the assurance opinion

We conducted our assurance work on the rendering of the annual financial statements and the management report contained in the electronic file identified above in accordance with Section 317 (3a) HGB and the IDW Assurance Standard: Assurance Work on the Electronic Rendering of Financial Statements and Management Reports, Prepared for Publication Purposes in Accordance with Section 317 (3a) HGB (IDW AsS 410 (06.2022)) and the International Standard on Assurance Engagements 3000 (Revised). Our responsibility in accordance therewith is further described in the "Auditor's responsibilities for the assurance work on the ESEF documents" section. Our audit firm applied the IDW Standard on Quality Management 1: Requirements for Quality Management in the Audit Firm (IDW QMS 1 (09.2022)).

Responsibilities of the executive directors and the Supervisory Board for the ESEF documents

The executive directors of the Company are responsible for the preparation of the ESEF documents including the electronic renderings of the annual financial statements and the management report in accordance with Section 328 (1) Sentence 4 No. 1 *HGB*.

In addition, the executive directors of the Company are responsible for such internal control as they have considered necessary to enable the preparation of ESEF documents that are free from material non-compliance with the requirements of Section 328 (1) *HGB* for the electronic reporting format, whether due to fraud or error.

The Supervisory Board is responsible for overseeing the process for preparing the ESEF documents as part of the financial reporting process.

Auditor's responsibilities for the assurance work on the ESEF documents

Our objective is to obtain reasonable assurance about whether the ESEF documents are free from material non-compliance with the requirements of Section 328 (1) *HGB*, whether due to fraud or error. We exercise professional judgment and maintain professional skepticism throughout the assurance work. We also

- › Identify and assess the risks of material non-compliance with the requirements of Section 328 (1) *HGB*, whether due to fraud or error, design and perform assurance procedures responsive to those risks, and obtain assurance evidence that is sufficient and appropriate to provide a basis for our assurance opinion.
- › Obtain an understanding of internal control relevant to the assurance work on the ESEF documents in order to design assurance procedures that are appropriate in the circumstances, but not for the purpose of expressing an assurance opinion on the effectiveness of these controls.
- › Evaluate the technical validity of the ESEF documents, i.e. whether the electronic file containing the ESEF documents meets the requirements of Delegated Regulation (EU) 2019/815 in the version in force at the date of the consolidated financial statements on the technical specification for this electronic file.
- › Evaluate whether the ESEF documents provide an XHTML rendering with content equivalent to the audited annual financial statements and to the audited management report.

Further information pursuant to Article 10 of the EU Audit Regulation

We were elected as auditor by the Annual Shareholders' Meeting on April 27, 2023. We were engaged by the Supervisory Board on December 15, 2023. We have been the auditor of Continental Aktiengesellschaft, Hanover, without interruption since the 2021 financial year.

We declare that the audit opinions expressed in this auditor's report are consistent with the additional report to the Audit Committee pursuant to Article 11 of the EU Audit Regulation (long-form audit report).

Reference to Another Matter - Use of the Auditor's Report

Our auditor's report must always be read together with the audited annual financial statements and the audited management report as well as the assured ESEF documents. The annual financial statements and the management report converted to the ESEF format – including the versions to be filed in the company register – are merely electronic renderings of the audited annual financial statements and the audited management report and do not take their place. In particular, the report on the assurance on the electronic rendering of the annual financial statements and the management report prepared for publication purposes in accordance with Section 317 (3a) *HGB* and our assurance opinion contained therein are to be used solely together with the assured ESEF documents made available in electronic form.

German public auditor responsible for the engagement

The German public auditor responsible for the engagement is Dr. Arne Jacobi.

Hanover, March 6, 2024

PricewaterhouseCoopers GmbH Wirtschaftsprüfungsgesellschaft

Sven Rosorius
Wirtschaftsprüfer
German Public Auditor

Dr. Arne Jacobi
Wirtschaftsprüfer
German Public Auditor

2024070915282

Responsibility Statement in Accordance with Sections 264 (2) and 289 (1) of the German Commercial Code (*Handelsgesetzbuch - HGB*)

To the best of our knowledge, and in accordance with the applicable reporting principles, the annual financial statements give a true and fair view of the net assets, financial and earnings position of Continental AG, and the management report of Continental AG and the Continental Group includes a fair review of the development and performance of the business and the position of Continental AG and the Continental Group, together with a description of the

principal opportunities and risks associated with the expected development of Continental AG and the Continental Group.

Hanover, February 27, 2024

Continental Aktiengesellschaft
The Executive Board

Financial Calendar

2024070915283

2024

Annual Financial Press Conference	March 7
Analyst and Investor Conference Call	March 7
Annual Shareholders' Meeting (including key data for Q1 2024)	April 26
Quarterly Statement as at March 31, 2024	May 8
Half-Year Financial Report as at June 30, 2024	August 7
Quarterly Statement as at September 30, 2024	November 11

2025

Annual Financial Press Conference	March
Analyst and Investor Conference Call	March
Annual Shareholders' Meeting (including key data for Q1 2025)	April 25
Quarterly Statement as at March 31, 2025	May
Half-Year Financial Report as at June 30, 2025	August
Quarterly Statement as at September 30, 2025	November

Publication Details

The annual report, the annual financial statements, the half-year financial report and the quarterly statements are available online at: www.continental-ir.com

Published by:
Continental Aktiengesellschaft, Hanover, Germany

P.O. Box 1 69, 30001 Hanover, Germany
Continental Plaza 1, 30175 Hanover, Germany
Phone: +49 511 938-01, Fax: +49 511 938-81770
mailto:mailservice@conti.de
www.continental.com

2024070915284

Continental
The Original in Motion