

**Sturegallerian Holding AB**  
**Org nr 556712-2261**

## Årsredovisning för räkenskapsåret 2022

Styrelsen avger följande årsredovisning.

Innehåll	Sida
- förvaltningsberättelse	2
- resultaträkning	5
- balansräkning	6
- förändringar i eget kapital	8
- kassaflödesanalys	9
- noter	10

Om inte annat särskilt anges, redovisas alla belopp i tusental kronor. Uppgifter inom parentes avser föregående år.

Undertecknad styrelseledamot/VD i Sturegallerian Holding AB intygar, dels att denna kopia av årsredovisningen överrensstämmer med originalet, dels att resultaträkningen och balansräkningen fastställts på årsstämman den 2023-06-29.

Årsstämman beslöt att godkänna styrelsens förslag till vinstdisposition.

Luxemburg den 2023-06-29

  
Johannes Adam Smit

  
Obaid Saqer Obaid Hamad AIDhaheri

Sturegallerian Holding AB  
Org nr 556712-2261

## Årsredovisning för räkenskapsåret 2022

Styrelsen avger följande årsredovisning.

Innehåll	Sida
- förvaltningsberättelse	2
- resultaträkning	5
- balansräkning	6
- förändringar i eget kapital	8
- kassaflödesanalys	9
- noter	10

Om inte annat särskilt anges, redovisas alla belopp i tusental kronor. Uppgifter inom parentes avser föregående år.

*fu*

## **Förvaltningsberättelse**

### **Information om verksamheten**

Bolaget äger och förvaltar aktier i dotterbolag.

### **Ägarförhållanden**

Bolaget är helägt dotterbolag till Tamweelview European Holdings S A, nr. B93081, med säte i Luxemburg.

Moderföretag i den största samt minsta koncern där bolaget är dotterföretag och koncernredovisning upprättas är Tamweelview European Holdings S A, nr. B93081, med säte i Luxemburg.

Bolaget äger samtliga aktier i Sturegallerian AB, org.nr. 556562-4045, med säte i Stockholm. Dotterbolaget äger fastigheterna Sperlingens Backe 27 och 56 samt är registrerade innehavare av tomträtten till fastigheten Sperlingens Backe 55.

### **Väsentliga händelser under räkenskapsåret**

Under året har bolaget utökat (skuld) lånefaciliteten hos sitt utländska moderbolag. Motsvarande utökning har gjorts av lånefaciliteten (fordran) gentemot dotterbolaget.

### **Förväntad framtida utveckling och väsentliga riskfaktorer**

Värdet på bolagets aktier i dotterbolag påverkas av omvärldsfaktorer såsom ränteläge, politiska beslut och allmänna konjunkturen för företag och privatpersoner. Den bästa bedömningen just nu är att framtida effekterna på bolaget är begränsade. Bolaget har säkrat risken på inlåning med utlåning på samma räntevillkor och lånevolym.



## Flerårsjämförelse

Bolagets ekonomiska utveckling i sammandrag.

		<u>2022</u>	<u>2021</u>	<u>2020</u>	<u>2019</u>	<u>2018</u>
Rörelseresultat	tkr	-84	-111	-153	-131	-266
Resultat efter finansiella poster	tkr	-84	-111	-198	29 803	66 655
Balansomslutning	tkr	2 892 457	2 466 172	2 424 945	2 364 265	2 364 170
Soliditet	%	81,7	95,8	97,5	99,9	99,9
Avkastning på totalt kapital	%	neg	neg	neg	1,3	2,8
Avkastning på eget kapital	%	neg	neg	neg	1,3	2,8

Nyckeltalsdefinitioner framgår av not 1

## Användning av finansiella instrument

Upplysningar om företagets finansiella instrument, mål och tillämpade principer för finansiell riskstyrning finns i not 3 Finansiell rikshantering och finansiella instrument. Noten innehåller även upplysningar och beskrivning av valutarisker, ränterisker och likviditets- och finansieringsrisker.

## Övriga upplysningar

Bolaget har ej haft några anställda under innevarande eller föregående år, varför några löner eller ersättningar ej har utbetalats. Styrelsearvode har ej utgått.



**Förslag till vinstdisposition**

Till årsstämmans förfogande står följande vinstmedel:

Balanserade vinstmedel	2 363 043 536
Årets resultat	-83 692
	<hr/>
	<u>2 362 959 844</u>

kronor

Styrelsen föreslår att vinstmedlen disponeras så att

i ny räkning överförs	2 362 959 844
	<hr/>
	<u>2 362 959 844</u>

kronor

Beträffande företagets resultat och ställning i övrigt hänvisas till efterföljande resultat- och balansräkning, rapport över förändringar i eget kapital, kassaflödesanalys samt noter. Alla belopp uttrycks i tusentals svenska kronor där ej annat anges.



Sturegallerian Holding AB  
556712-2261

5(20)

<b>Resultaträkning</b>	<b>Not</b>	<b>2022</b>	<b>2021</b>
Nettoomsättning		- -	- -
		0	0
<b>Rörelsens kostnader</b>			
Övriga externa kostnader	4, 5	-84	-111
<b>Summa rörelsens kostnader</b>		-84	-111
<b>Rörelseresultat</b>		-84	-111
<b>Resultat från finansiella poster</b>			
Övriga ränteintäkter och liknande resultatposter	6	6 322	1 196
Räntekostnader och liknande resultatposter	7	-6 322	-1 196
<b>Summa resultat från finansiella poster</b>		0	0
<b>Resultat efter finansiella poster</b>		-84	-111
Skatt på årets resultat	8	-	-
<b>Årets förlust</b>		-84	-111

ank=20230704;2023070500214

Sturegallerian Holding AB  
556712-2261

6(20)

<b>Balansräkning</b>	<b>Not</b>	<b>2022-12-31</b>	<b>2021-12-31</b>
<b>Tillgångar</b>			
<b>Anläggningstillgångar</b>			
<u>Finansiella anläggningstillgångar</u>			
Andelar i koncernföretag	9	2 363 995	2 363 995
Fordringar hos koncernföretag	10	520 000	100 000
		<u>2 883 995</u>	<u>2 463 995</u>
<b>Summa anläggningstillgångar</b>		<u>2 883 995</u>	<u>2 463 995</u>
<b>Omsättningstillgångar</b>			
<u>Kortfristiga fordringar</u>			
Övriga kortfristiga fordringar		45	52
Förutbetalda kostnader och upplupna intäkter		8 300	1 978
		<u>8 345</u>	<u>2 030</u>
<u>Kassa och bank</u>		117	147
<b>Summa omsättningstillgångar</b>		<u>8 462</u>	<u>2 177</u>
<b>Summa tillgångar</b>		<u>2 892 457</u>	<u>2 466 172</u>

Sturegallerian Holding AB  
556712-2261

7(20)

<b>Balansräkning</b>	<b>Not</b>	<b>2022-12-31</b>	<b>2021-12-31</b>
<b>Eget kapital och skulder</b>			
<b>Eget kapital</b>	11		
<u>Bundet eget kapital</u>			
Aktiekapital		100	100
<u>Fritt eget kapital</u>			
Balanserad vinst eller förlust		2 363 044	2 363 155
Årets förlust		-84	-111
		<u>2 362 960</u>	<u>2 363 044</u>
<b>Summa eget kapital</b>		<u>2 363 060</u>	<u>2 363 144</u>
<b>Långfristiga skulder</b>			
Skulder till koncernföretag	12	520 000	100 000
		<u>520 000</u>	<u>100 000</u>
<b>Summa långfristiga skulder</b>		<u>520 000</u>	<u>100 000</u>
<b>Kortfristiga skulder</b>			
Leverantörsskulder		-	37
Skulder till koncernföretag		1 004	948
Upplupna kostnader och förutbetalda intäkter	13	8 393	2 043
		<u>9 397</u>	<u>3 028</u>
<b>Summa kortfristiga skulder</b>		<u>9 397</u>	<u>3 028</u>
<b>Summa eget kapital och skulder</b>		<u>2 892 457</u>	<u>2 466 172</u>

*M*

Sturegallerian Holding AB  
556712-2261

8(20)

### Förändringar i eget kapital

	<u>Aktie- kapital</u>	<u>Övrigt fritt eget kapital</u>	<u>Summa eget kapital</u>
<b>Ingående balans 2021-01-01</b>	<b>100</b>	<b>2 363 155</b>	<b>2 363 255</b>
Årets resultat		-111	-111
<b>Eget kapital 2021-12-31</b>	<b>100</b>	<b>2 363 044</b>	<b>2 363 144</b>
<b>Ingående balans 2022-01-01</b>	<b>100</b>	<b>2 363 044</b>	<b>2 363 144</b>
Årets resultat		-84	-84
<b>Eget kapital 2022-12-31</b>	<b>100</b>	<b>2 362 960</b>	<b>2 363 060</b>

*M*

ank=20230704;2023070500217

Sturegallerian Holding AB  
556712-2261

9(20)

## Kassaflödesanalys

	2022	2021
<b>Den löpande verksamheten</b>		
Rörelseresultat före finansiella poster	-84	-111
Erhållen ränta	6 322	1 196
Erlagd ränta	-6 322	-1 196
	<u>-84</u>	<u>-111</u>
Ökning/minskning övriga kortfristiga fordringar	-6 314	-1 203
Ökning/minskning övriga kortfristiga rörelseskulder	6 368	1 338
	<u>-30</u>	<u>24</u>
<b>Kassaflöde från den löpande verksamheten</b>		
<b>Investeringsverksamheten</b>		
Förändring i fordringar hos koncernföretag	-420 000	-40 000
	<u>-420 000</u>	<u>-40 000</u>
<b>Kassaflöde från investeringsverksamheten</b>		
<b>Finansieringsverksamheten</b>		
Förändring skulder till koncernföretag	420 000	40 000
	<u>420 000</u>	<u>40 000</u>
<b>Kassaflöde från finansieringsverksamheten</b>		
Årets kassaflöde	-30	24
Likvida medel vid årets början	147	123
	<u>117</u>	<u>147</u>
<b>Likvida medel vid årets slut</b>		

*M*

## Noter

### Not 1 Redovisnings- och värderingsprinciper

Årsredovisningen för Sturegallerian Holding AB har upprättats i enlighet med Årsredovisningslagen och Rådet för finansiell rapporterings rekommendation RFR 2 Redovisning för juridiska personer. Tillämpning av RFR 2 innebär att moderföretaget så långt som möjligt tillämpar alla av EU godkända International Financial Reporting Standards (IFRS) samt tolkningar av IFRS Interpretations Committee (IFRIC) inom ramen för Årsredovisningslagen samt beaktat sambandet mellan redovisning och beskattning. Ingen koncernredovisning har upprättats med stöd av Årsredovisningslagen 7 kap. 2 §.

Tillgångar, avsättningar och skulder har värderats till anskaffningsvärde om inget annat anges. Nedan beskrivs de väsentliga redovisningsprinciper som tillämpats.

### Standarder och tolkningar

#### IFRS 9

IFRS 9 Finansiella instrument, ersatte IAS 39 Finansiella instrument Redovisning och värdering, från och med 2018.

IFRS 9 innebär förändringar av hur finansiella tillgångar klassificeras och värderas. RFR 2 ger en valmöjlighet att tillämpa IFRS 9 fullt ut eller att tillämpa principer som framgår av RFR 2. Sturegallerian Holding AB har valt att inte tillämpa IFRS 9 i juridisk person. Finansiella instrument värderas därför med utgångspunkt i anskaffningsvärdet. IFRS 9 inför en nedskrivningsmodell som baseras på förväntade kreditförluster istället för inträffade förluster. De nya reglerna för nedskrivningar, baserat på förväntade kreditförluster, har låg påverkan då förluster på hyresfordringar historiskt har varit låga och hyresfakturering sker i förskott.

#### IFRS 15

IFRS 15 Intäkter från avtal med kunder ersatte från och med 2018 existerande IFRS relaterade till intäkt/redovisning, såsom IAS 18 Intäkter, IAS 11 Entreprenadavtal och IFRIC 15 Avtal om uppförande av fastigheter. IFRS 15 baseras på att intäkt redovisas när kontroll över vara eller tjänst överförs till kunden.

#### IFRS 16

IFRS 16 Leasing har ersatt IAS 17 från och med 2019. Den nya standarden omfattar regler för leasingtagare och leasegivare. RFR 2 ger en valmöjlighet att tillämpa IFRS 16 eller att tillämpa vissa principer vilka framgår av RFR 2. Då företaget ej är operationell leasingtagare påverkas företaget inte av övergången. Sturegallerian Holding AB har valt att inte tillämpa IFRS 16 i juridisk person.

#### Intäkter

Intäkter redovisas till det verkliga värdet av den ersättning som erhållits eller kommer att erhållas, med avdrag för mervärdeskatt, rabatter och liknande avdrag.



*Ränteintäkter*

Ränteintäkter redovisas fördelat över löptiden med tillämpning av effektivräntemetoden. Effektivräntan är den ränta som gör att nuvärdet av alla framtida in- och utbetalningar under räntebindningstiden blir lika med det redovisade värdet av fordran.

**Utländsk valuta**

Företagets redovisningsvaluta och funktionella valuta är svenska kronor (SEK).

*Omräkning av poster i utländsk valuta*

Vid varje balansdag räknas monetära poster i utländsk valuta om till balansdagens kurs. Icke-monetära poster, som värderas till historiskt anskaffningsvärde i en utländsk valuta, räknas inte om. Valutakursdifferenser redovisas i rörelseresultatet eller som finansiell post utifrån den underliggande affärshändelsen, i den period de uppstår.

**Låneutgifter**

Låneutgifter redovisas i resultatet i den period de hänför sig till.

**Skatter**

Skattekostnaden utgörs av summan av aktuell skatt och uppskjuten skatt.

*Aktuell skatt*

Aktuell skatt beräknas på det skattepliktiga resultatet för perioden. Skattepliktigt resultat skiljer sig från det redovisade resultat i resultaträkningen då det har justerats för ej skattepliktiga intäkter och ej avdragsgilla kostnader samt för intäkter och kostnader som är skattepliktiga eller avdragsgilla i andra perioder. Företagets aktuella skatteskuld beräknas enligt de skattesatser som har beslutats eller aviserats per balansdagen.

*Uppskjuten skatt*

Uppskjuten skatt redovisas på temporära skillnader mellan det redovisade värdet på tillgångar och skulder i de finansiella rapporterna och det skattemässiga värdet som används vid beräkning av skattepliktigt resultat. Uppskjuten skatt redovisas enligt den sk balansräkningsmetoden. Uppskjutna skatteskulder redovisas för i princip alla skattepliktiga temporära skillnader, och uppskjutna skattefordringar redovisas i princip för alla avdragsgilla temporära skillnader i den omfattning det är sannolikt att beloppen kan utnyttjas mot framtida skattepliktiga överskott.

Det redovisade värdet på uppskjutna skattefordringar prövas vid varje bokslutstillfälle och reduceras till den del det inte längre är sannolikt att tillräckliga skattepliktiga överskott kommer att finnas tillgängliga för att utnyttjas, helt eller delvis, mot den uppskjutna skattefordran.

Uppskjuten skatt beräknas enligt de skattesatser som förväntas gälla för den period då tillgången återvinns eller skulden regleras, baserat på de skattesatser (och skattelagar) som har beslutats eller aviserats per balansdagen.



Uppskjutna skattefordringar och skatteskulder kvittas då de hänför sig till inkomstskatt som debiteras av samma myndighet och då företaget har för avsikt att reglera skatten med ett nettobelopp.

*Aktuell och uppskjuten skatt för perioden*

Aktuell och uppskjuten skatt redovisas som en kostnad eller intäkt i resultaträkningen. Företaget saknar transaktioner där skatt redovisas i övrigt totalresultat eller direkt i eget kapital.

**Nedskrivningar av anläggningstillgångar**

Vid varje balansdag analyserar företaget de redovisade värdena för materiella tillgångar för att fastställa om det finns någon indikation på att dessa tillgångar har minskat i värde. Om så är fallet, beräknas tillgångens återvinningsvärde för att kunna fastställa värdet av eventuell nedskrivning.

Återvinningsvärdet är det högre värdet av det verkliga värdet minus försäljningskostnader och dess nyttjandevärde. Vid beräkning av nyttjandevärde diskonteras uppskattat framtida kassaflöde till nuvärde med en diskonteringsränta före skatt som återspeglar aktuell marknadsbedömning av pengars tidsvärde och de risker som förknippas med tillgången.

Om återvinningsvärdet för en tillgång fastställs till ett lägre värde än det redovisade värdet, skrivs det redovisade värdet på tillgången ned till återvinningsvärdet. En nedskrivning ska omedelbart kostnadsföras i resultaträkningen.

Då en nedskrivning sedan återförs, ökar tillgångens redovisade värde till det omvärderade återvinningsvärdet, men det förhöjda redovisade värdet får inte överskrida det redovisade värde som skulle fastställts om ingen nedskrivning gjorts av tillgången under tidigare år. En återföring av en nedskrivning redovisas direkt i resultaträkningen.

**Andelar i koncernföretag**

Andelar i dotterföretag redovisas till anskaffningsvärde minskat med ackumulerade nedskrivningar. Utdelning från dotterföretag redovisas som intäkt när rätten att få utdelningen bedöms som säker och kan beräknas på ett tillförlitligt sätt (företag som omfattas av en IFRS-koncern får i vissa fall värdera andelar i dotterföretag till verkligt värde).

**Likvida medel**

Likvida medel inkluderar kassamedel och banktillgodohavanden samt andra kortfristiga likvida placeringar som lätt kan omvandlas till kontanter samt är föremål för en obetydlig risk för värdetförändringar. För att klassificeras som likvida medel får löptiden inte överskrida tre månader från tidpunkten för förvärvet.

**Övriga finansiella skulder**

Lån samt övriga finansiella skulder, t ex leverantörsskulder, ingår i denna kategori. Skulderna värderas till upplupet anskaffningsvärde.

*M*

ank=20230704;2023070500221

### **Kassaflödesanalys**

Kassaflödesanalysen visar företagets förändringar av likvida medel under räkenskapsåret. Kassaflödesanalysen har upprättats enligt den indirekta metoden. Det redovisade kassaflödet omfattar endast transaktioner som medfört in- och utbetalningar.

### **Nyckeltalsdefinitioner**

#### Soliditet

Eget kapital och obeskattade reserver (med avdrag för uppskjuten skatt) i förhållande till balansomslutningen.

#### Avkastning på totalt kapital

Resultat före avdrag för räntekostnader i förhållande till balansomslutningen.

#### Avkastning på eget kapital

Resultat efter finansiella poster i förhållande till eget kapital och obeskattade reserver (med avdrag för uppskjuten skatt).

## **Not 2 Uppskattningar och bedömningar**

### *Viktiga källor till osäkerhet i uppskattningar*

Nedan redogörs för de viktiga antagandena om framtiden, och andra viktiga källor till osäkerhet i uppskattningar per balansdagen, som innebär en betydande risk för väsentliga justeringar i redovisade värden för tillgångar och skulder under nästkommande räkenskapsår.

Viktiga källor till osäkerhet i uppskattningar ska beskrivas, exempelvis avseende:

- Värderingar av andelar i dotterbolag, vilka är direkt korrelerat till underliggande fastighetsvärden i dotterbolag.

## **Not 3 Finansiell riskhantering och finansiella instrument**

Bolaget är genom sin verksamhet exponerat för olika typer av finansiella risker såsom marknads-, likviditets- och kreditrisker. Marknadsriskerna består i huvudsak av ränterisk.

Det är bolagets styrelse som är ytterst ansvarig för exponering, hantering och uppföljning av företagets finansiella risker. De ramar som gäller för exponering, hantering och uppföljning av de finansiella riskerna fastställs av styrelsen i en finanspolicy som revideras årligen.



### **Marknadsrisk**

#### *Valutarisk*

Med valutarisk avses risken att verkligt värde eller framtida kassaflöden fluktuerar till följd av ändrade valutakurser. Bolaget bedriver sin verksamhet i Sverige och företagets in- och utflöden består i all väsentlighet av SEK. Därigenom är bolaget ej exponerat för valutarisk.

#### *Ränterisk*

Med ränterisk avses risken att verkligt värde eller framtida kassaflöden fluktuerar till följd av ändrade marknadsräntor.

Bolaget påverkas av ändrade marknadsräntor som en följd av banktillgodohavanden som löper med ränta. Företagets bedömning är att förändrade marknadsräntor inte får någon väsentlig påverkan på företagets finansiella intäkter.

### **Likviditets- och finansieringsrisk**

Med likviditetsrisk avses risken att bolaget får problem med att möta dess åtaganden relaterade till bolagets finansiella skulder. Med finansieringsrisk avses risken att bolaget inte kan uppbringa tillräcklig finansiering till en rimlig kostnad.

Företagets finansiering är koncernintern och det är företagsledningens bedömning att företagets likviditets- och finansieringsrisk är begränsad.

### **Värdering av finansiella instrument till verkligt värde**

Bolaget har inga finansiella tillgångar och skulder som värderas till verkligt värde.

Finansiella tillgångar och skulder värderas till anskaffningsvärde enligt ÅRL.

Det redovisade värdet på räntebärande skulder uppgår till 520 (100) Mkr. Det verkliga värdet uppgår till 520 (100) Mkr. Räntebärande skulder värderas med utgångspunkt från observerbar information avseende balansdagen gällande marknadsräntor för återstående löptid. Värdering sker enligt nivå 2, IFRS 13. Diskontering sker av framtida kassaflöden enligt kontraktets villkor och förfallodagar.

### **Hantering av kapitalrisk**

Bolagets mål avseende kapitalstrukturen är att trygga bolagets förmåga att fortsätta sin verksamhet, så att det kan generera avkastning till aktieägarna och nytta för andra intressenter samt upprätthålla en optimal kapitalstruktur för att hålla kostnaderna för kapitalet nere.

### **Koncernbidrag**

Koncernbidrag redovisas som bokslutsdisposition.

### **Utdelningar**

Utdelning på aktier och andelar redovisas som intäkt när bolagsstämman beslutat om utdelning.



### Aktieägartillskott

Erhållet aktieägartillskott redovisas som en ökning av eget kapital.

### Utdelning och aktieägartillskott

Lämnad utdelning respektive återbetalning av aktieägartillskott redovisas som minskning av eget kapital när beslut om utdelning respektive återbetalning fattats.

### Not 4 Övriga externa kostnader

I beloppet övriga externa kostnader ingår koncerninterna kostnader med 0 (0) tkr.

### Not 5 Ersättning till revisorerna

	<u>2022</u>	<u>2021</u>
<u>KPMG</u>		
Revisionsuppdraget	71	60
	—	—
Summa	<u>71</u>	<u>60</u>

Med revisionsuppdrag avses lagstadgad revision av årsredovisningen och bokföringen samt styrelsens och verkställande direktörens förvaltning samt revision och annan granskning utförd i enlighet med överenskommelse eller avtal.

Detta inkluderar övriga arbetsuppgifter som det ankommer på bolagets revisor att utföra samt rådgivning eller annat biträde som föranleds av iakttagelser vid sådan granskning eller genomförandet av sådana övriga arbetsuppgifter.

### Not 6 Övriga ränteintäkter och liknande resultatposter

	<u>2022</u>	<u>2021</u>
Ränteintäkter, koncernföretag	6 322	1 196
	—	—
Summa	<u>6 322</u>	<u>1 196</u>

M

Sturegallerian Holding AB  
556712-2261

16(20)

**Not 7 Räntekostnader och liknande resultatposter**

	<u>2022</u>	<u>2021</u>
Räntekostnader, koncernföretag	-6 322	-1 196
Övriga räntekostnader och liknande resultatposter	-	-
Summa	<u>-6 322</u>	<u>-1 196</u>

**Not 8 Skatt på årets resultat**

	<u>2022</u>	<u>2021</u>
Skatt på årets resultat	<u>0</u>	<u>0</u>
Redovisat resultat före skatt	-84	-111
Skatt beräknad enligt gällande skattesats 20,6%	17	23
Skatteeffekt av ej avdragsgilla kostnader	-2	-2
Skatteeffekt på utnyttjade ej redovisade underskottsavdrag	-15	-21
Redovisad skattekostnad	<u>0</u>	<u>0</u>

**Not 9 Andelar i koncernföretag**

	<u>2022-12-31</u>	<u>2021-12-31</u>
Ingående ackumulerade anskaffningsvärden	3 083 141	3 083 141
Utgående ackumulerade anskaffningsvärden	3 083 141	3 083 141
Ingående nedskrivningar	<u>-719 146</u>	<u>-719 146</u>
Utgående ackumulerade nedskrivningar	-719 146	-719 146
Utgående redovisat värde	<u>2 363 995</u>	<u>2 363 995</u>

M

Sturegallerian Holding AB  
556712-2261

17(20)

<u>Koncernen</u>	<u>Org nr</u>	<u>Säte</u>	<u>Kapital- andel (%)</u>
Sturegallerian AB	556562-4045	Stockholm	100

<u>Dotterbolaget</u>	<u>Kapital- andel %</u>	<u>Rösträts- andel %</u>	<u>Antal aktier</u>	<u>Bokfört värde 22-12-31</u>	<u>Bokfört värde 21-12-31</u>
Sturegallerian AB	100	100	1 000	2 363 995	2 363 995
Summa				<u>2 363 995</u>	<u>2 363 995</u>

**Not 10 Fordringar hos koncernföretag**

	<u>2022-12-31</u>	<u>2021-12-31</u>
Ingående ackumulerade anskaffningsvärden	100 000	60 000
- Tillkommande fordringar	420 000	40 000
Utgående ackumulerade anskaffningsvärden	520 000	100 000
Utgående redovisat värde	<u>520 000</u>	<u>100 000</u>

**Not 11 Eget kapital**

Samtliga aktier är av samma aktieslag, är fullt betalda och berättigar till en röst. Inga aktier är reserverade för överlåtelse enligt optionsavtal eller andra avtal. Antalet aktier vid utgången uppgår till 100 000 till ett kvotvärde av 1 krona.

Sturegallerian Holding AB  
556712-2261

18(20)

**Not 12      Upplåning**

	<u>2022-12-31</u>	<u>2021-12-31</u>
<b>Förfallotider</b>		
<u>Den del av långfristiga skulder som förfaller till betalning senare än fem år efter balansdagen</u>		
Skulder till koncernföretag	-520 000	-100 000
Summa	<u>-520 000</u>	<u>-100 000</u>

**Not 13      Upplupna kostnader och förutbetalda intäkter**

	<u>2022-12-31</u>	<u>2021-12-31</u>
Upplupna räntekostnader	8 300	1 978
Övriga poster	93	65
Summa	<u>8 393</u>	<u>2 043</u>

**Not 14      Ställda säkerheter**

	<u>2022-12-31</u>	<u>2021-12-31</u>
<b>För egna avsättningar och skulder</b>		
För koncernföretag		
Aktier i dotterbolag	2 363 995	2 363 995
Fordringar	520 000	100 000
Summa ställda säkerheter	<u>2 883 995</u>	<u>2 463 995</u>

**Not 15      Eventualförpliktelser**

	<u>2022-12-31</u>	<u>2021-12-31</u>
Borgensförbindelse	1 905 442	1 910 099

*M*

ank=20230704;2023070500227

Sturegallerian Holding AB  
556712-2261

19(20)

	<u>2022-12-31</u>	<u>2021-12-31</u>
Summa ansvarsförbindelser	<u>1 905 442</u>	<u>1 910 099</u>

**Not 16      Väsentliga händelser efter räkenskapsårets slut**

Under 2023 har koncernen utökat och förlängt löptiden på ett banklån som bolaget har gått i borgen för. I samband med detta har bolaget återbetalat större delen av sin skuld till moderbolaget. Motsvarande återbetalning har gjorts av fordran på dotterbolaget.

**Not 17      Uppgift om moderföretag**

Bolaget är helägt dotterbolag till Tamweelview European Holdings S A, nr. B93081, med säte i Luxemburg.

Moderföretag i den största samt minsta koncern där bolaget är dotterföretag och koncernredovisning upprättas är Tamweelview European Holdings S A, nr. B93081, med säte i Luxemburg.

*W*

**Not 16 Väsentliga händelser efter räkenskapsårets slut**

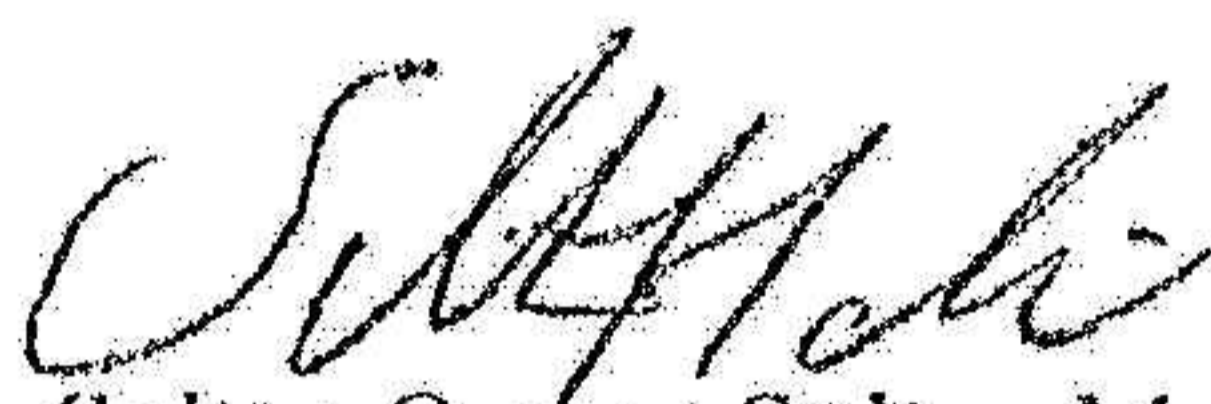
I början av 2023 utökades lånefaciliteten om 100 Mkr mellan Tamweelview European Holdings S.A. - Sturegallerian Holding AB - Sturegallerian AB.

**Not 17 Uppgift om moderföretag**

Bolaget är helägt dotterbolag till Tamweelview European Holdings S A, nr. B93081, med säte i Luxemburg.

Moderföretag i den största samt minsta koncern där bolaget är dotterföretag och koncernredovisning upprättas är Tamweelview European Holdings S A, nr. B93081, med säte i Luxemburg.

Abu Dhabi 2023-06-21




Sultan Omran Sultan Matar AlHallami  
Styrelseordförande




Obaid Saqer Obaid Hamad AlDhaheeri  
Styrelseledamot



Johannes Adam Smit  
Styrelseledamot



~~Khaled Mohamed Abul Husain Al Khajeh~~  
Styrelseledamot



John Charles Macdonald  
Styrelseledamot

Vår revisionsberättelse har lämnats 2023-06-27.

KPMG AB



Marc Karlsson  
Auktoriserad revisor

# Revisionsberättelse

Till bolagsstämman i Sturegallerian Holding AB, org. nr 556712-2261

## Rapport om årsredovisningen

### Uttalanden

Vi har utfört en revision av årsredovisningen för Sturegallerian Holding AB för år 2022.

Enligt vår uppfattning har årsredovisningen upprättats i enlighet med årsredovisningslagen och ger en i alla väsentliga avseenden rättvisande bild av Sturegallerian Holding ABs finansiella ställning per den 31 december 2022 och av dess finansiella resultat och kassaflöde för året enligt årsredovisningslagen. Förvaltningsberättelsen är förenlig med årsredovisningens övriga delar.

Vi tillstyrker därför att bolagsstämman fastställer resultaträkningen och balansräkningen.

### Grund för uttalanden

Vi har utfört revisionen enligt International Standards on Auditing (ISA) och god revisionssed i Sverige. Vårt ansvar enligt dessa standarder beskrivs närmare i avsnittet Revisorns ansvar. Vi är oberoende i förhållande till Sturegallerian Holding AB enligt god revisionssed i Sverige och har i övrigt fullgjort vårt yrkesetiska ansvar enligt dessa krav.

Vi anser att de revisionsbevis vi har inhämtat är tillräckliga och ändamålsenliga som grund för våra uttalanden.

### Styrelsens ansvar

Det är styrelsen som har ansvaret för att årsredovisningen upprättas och att den ger en rättvisande bild enligt årsredovisningslagen. Styrelsen ansvarar även för den interna kontroll som den bedömer är nödvändig för att upprätta en årsredovisning som inte innehåller några väsentliga felaktigheter, vare sig dessa beror på oegentligheter eller misstag.

Vid upprättandet av årsredovisningen ansvarar styrelsen för bedömningen av bolagets förmåga att fortsätta verksamheten. Den upplyser, när så är tillämpligt, om förhållanden som kan påverka förmågan att fortsätta verksamheten och att använda antagandet om fortsatt drift. Antagandet om fortsatt drift tillämpas dock inte om styrelsen avser att likvidera bolaget, upphöra med verksamheten eller inte har något realistiskt alternativ till att göra något av detta.

### Revisorns ansvar

Våra mål är att uppnå en rimlig grad av säkerhet om huruvida årsredovisningen som helhet inte innehåller några väsentliga felaktigheter, vare sig dessa beror på oegentligheter eller misstag, och att lämna en revisionsberättelse som innehåller våra uttalanden. Rimlig säkerhet är en hög grad av säkerhet, men är ingen garanti för att en revision som utförs enligt ISA och god revisionssed i Sverige alltid kommer att upptäcka en väsentlig felaktighet om en sådan finns. Felaktigheter kan uppstå på grund av oegentligheter eller misstag och anses vara väsentliga om de enskilt eller tillsammans rimligen kan förväntas påverka de ekonomiska beslut som användare fattar med grund i årsredovisningen.

Som del av en revision enligt ISA använder vi professionellt omdöme och har en professionellt skeptisk inställning under hela revisionen. Dessutom:

- identifierar och bedömer vi riskerna för väsentliga felaktigheter i årsredovisningen, vare sig dessa beror på oegentligheter eller misstag, utformar och utför granskningsåtgärder bland annat utifrån dessa risker och inhämtar revisionsbevis som är tillräckliga och ändamålsenliga för att utgöra en grund för våra uttalanden. Risken för att inte upptäcka en väsentlig felaktighet till följd av oegentligheter är högre än för en väsentlig felaktighet som beror på misstag, eftersom oegentligheter kan innefatta agerande i maskopi, förfalskning, avsiktliga utelämnanden, felaktig information eller åsidosättande av intern kontroll.
- skaffar vi oss en förståelse av den del av bolagets interna kontroll som har betydelse för vår revision för att utforma granskningsåtgärder som är lämpliga med hänsyn till omständigheterna, men inte för att uttala oss om effektiviteten i den interna kontrollen.

- utvärderar vi lämpligheten i de redovisningsprinciper som används och rimligheten i styrelsens uppskattningar i redovisningen och tillhörande upplysningar.
- drar vi en slutsats om lämpligheten i att styrelsen använder antagandet om fortsatt drift vid upprättandet av årsredovisningen. Vi drar också en slutsats, med grund i de inhämtade revisionsbevisen, om huruvida det finns någon väsentlig osäkerhetsfaktor som avser sådana händelser eller förhållanden som kan leda till betydande tvivel om bolagets förmåga att fortsätta verksamheten. Om vi drar slutsatsen att det finns en väsentlig osäkerhetsfaktor, måste vi i revisionsberättelsen fästa uppmärksamheten på upplysningarna i årsredovisningen om den väsentliga osäkerhetsfaktorn eller, om sådana upplysningar är otillräckliga, modifiera uttalandet om årsredovisningen. Våra slutsatser baseras på de revisionsbevis som inhämtas fram till datumet för revisionsberättelsen. Dock kan framtida händelser eller förhållanden göra att ett bolag inte längre kan fortsätta verksamheten.
- utvärderar vi den övergripande presentationen, strukturen och innehållet i årsredovisningen, däribland upplysningarna, och om årsredovisningen återger de underliggande transaktionerna och händelserna på ett sätt som ger en rättvisande bild.

Vi måste informera styrelsen om bland annat revisionens planerade omfattning och inriktning samt tidpunkten för den. Vi måste också informera om betydelsefulla iakttagelser under revisionen, däribland de eventuella betydande brister i den interna kontrollen som vi identifierat.



## Rapport om andra krav enligt lagar och andra författningar

### Uttalanden

Utöver vår revision av årsredovisningen har vi även utfört en revision av styrelsens förvaltning för Sturegallerian Holding AB för år 2022 samt av förslaget till dispositioner beträffande bolagets vinst eller förlust.

Vi tillstyrker att bolagsstämman disponerar vinsten enligt förslaget i förvaltningsberättelsen och beviljar styrelsens ledamöter ansvarsfrihet för räkenskapsåret.

### Grund för uttalanden

Vi har utfört revisionen enligt god revisionssed i Sverige. Vårt ansvar enligt denna beskrivs närmare i avsnittet Revisorns ansvar. Vi är oberoende i förhållande till Sturegallerian Holding AB enligt god revisorssed i Sverige och har i övrigt fullgjort vårt yrkesetiska ansvar enligt dessa krav.

Vi anser att de revisionsbevis vi har inhämtat är tillräckliga och ändamålsenliga som grund för våra uttalanden.

### Styrelsens ansvar

Det är styrelsen som har ansvaret för förslaget till dispositioner beträffande bolagets vinst eller förlust. Vid förslag till utdelning innefattar detta bland annat en bedömning av om utdelningen är försvarlig med hänsyn till de krav som bolagets verksamhetsart, omfattning och risker ställer på storleken av bolagets egna kapital, konsolideringsbehov, likviditet och ställning i övrigt.

Styrelsen ansvarar för bolagets organisation och förvaltningen av bolagets angelägenheter. Detta innefattar bland annat att fortlöpande bedöma bolagets ekonomiska situation och att tillse att bolagets organisation är utformad så att bokföringen, medelsförvaltningen och bolagets ekonomiska angelägenheter i övrigt kontrolleras på ett betryggande sätt.

### Revisorns ansvar

Vårt mål beträffande revisionen av förvaltningen, och därmed vårt uttalande om ansvarsfrihet, är att inhämta revisionsbevis för att med en rimlig grad av säkerhet kunna bedöma om någon styrelseledamot i något väsentligt avseende:

- företagit någon åtgärd eller gjort sig skyldig till någon försummelse som kan föranleda ersättningsskyldighet mot bolaget, eller
- på något annat sätt handlat i strid med aktiebolagslagen, årsredovisningslagen eller bolagsordningen.

Vårt mål beträffande revisionen av förslaget till dispositioner av bolagets vinst eller förlust, och därmed vårt uttalande om detta, är att med rimlig grad av säkerhet bedöma om förslaget är förenligt med aktiebolagslagen.

Rimlig säkerhet är en hög grad av säkerhet, men ingen garanti för att en revision som utförs enligt god revisionssed i Sverige alltid kommer att upptäcka åtgärder eller försummelser som kan föranleda

ersättningsskyldighet mot bolaget, eller att ett förslag till dispositioner av bolagets vinst eller förlust inte är förenligt med aktiebolagslagen.

Som en del av en revision enligt god revisionssed i Sverige använder vi professionellt omdöme och har en professionellt skeptisk inställning under hela revisionen. Granskningen av förvaltningen och förslaget till dispositioner av bolagets vinst eller förlust grundar sig främst på revisionen av räkenskaperna. Vilka tillkommande granskningsåtgärder som utförs baseras på vår professionella bedömning med utgångspunkt i risk och väsentlighet. Det innebär att vi fokuserar granskningen på sådana åtgärder, områden och förhållanden som är väsentliga för verksamheten och där avsteg och överträdelser skulle ha särskild betydelse för bolagets situation. Vi går igenom och prövar fattade beslut, beslutsunderlag, vidtagna åtgärder och andra förhållanden som är relevanta för vårt uttalande om ansvarsfrihet. Som underlag för vårt uttalande om styrelsens förslag till dispositioner beträffande bolagets vinst eller förlust har vi granskat om förslaget är förenligt med aktiebolagslagen.

Stockholm den 27 juni 2023

KPMG AB

Marc Karlsson

Auktoriserad revisor

## BALANCE SHEET

Financial year from <sup>01</sup> 01/01/2022 to <sup>02</sup> 31/12/2022 (in <sup>03</sup> EUR )

TAMWEEVIEW EUROPEAN HOLDINGS S.A.

51, boulevard Royal  
L-2449 Luxembourg

### ASSETS

	Reference(s)	Current year	Previous year
<b>A. Subscribed capital unpaid</b>	1101	101	102
I. Subscribed capital not called	1103	103	104
II. Subscribed capital called but unpaid	1105	105	106
<b>B. Formation expenses</b>	1107	107	108
<b>C. Fixed assets</b>	1109	109	110
I. Intangible assets	1111	111	112
1. Costs of development	1113	113	114
2. Concessions, patents, licences, trade marks and similar rights and assets, if they were	1115	115	116
a) acquired for valuable consideration and need not be shown under C.I.3.	1117	117	118
b) created by the undertaking itself	1119	119	120
3. Goodwill, to the extent that it was acquired for valuable consideration	1121	121	122
4. Payments on account and intangible assets under development	1123	123	124
II. Tangible assets	1125	125	126
1. Land and buildings	1127	127	128
2. Plant and machinery	1129	129	130
		1.827.366.499,21	2.598.630.633,22

	Reference(s)	Current year	Previous year
3. Other fixtures and fittings, tools and equipment	1131	131	132
4. Payments on account and tangible assets in the course of construction	1133	133	134
III. Financial assets	1135	135	136
	3	1.827.366.499,21	2.598.630.633,22
1. Shares in affiliated undertakings	1137	137	138
		1.034.655.748,54	1.689.960.978,27
2. Loans to affiliated undertakings	1139	139	140
		791.567.590,67	908.669.652,95
3. Participating interests	1141	141	142
		1,00	1,00
4. Loans to undertakings with which the undertaking is linked by virtue of participating interests	1143	143	144
5. Investments held as fixed assets	1145	145	146
		1.143.159,00	1,00
6. Other loans	1147	147	148
<b>D. Current assets</b>	1151	151	152
		124.480.202,62	156.935.853,67
I. Stocks	1153	153	154
1. Raw materials and consumables	1155	155	156
2. Work in progress	1157	157	158
3. Finished goods and goods for resale	1159	159	160
4. Payments on account	1161	161	162
II. Debtors	1163	163	164
	4	121.823.200,76	155.458.110,91
1. Trade debtors	1165	165	166
a) becoming due and payable within one year	1167	167	168
b) becoming due and payable after more than one year	1169	169	170
2. Amounts owed by affiliated undertakings	1171	171	172
		121.804.131,84	155.439.041,99
a) becoming due and payable within one year	1173	173	174
		121.804.131,84	155.439.041,99
b) becoming due and payable after more than one year	1175	175	176
3. Amounts owed by undertakings with which the undertaking is linked by virtue of participating interests	1177	177	178
a) becoming due and payable within one year	1179	179	180
b) becoming due and payable after more than one year	1181	181	182
4. Other debtors	1183	183	184
		19.068,92	19.068,92
a) becoming due and payable within one year	1185	185	186
		19.068,92	19.068,92
b) becoming due and payable after more than one year	1187	187	188



**CAPITAL, RESERVES AND LIABILITIES**

	Reference(s)	Current year	Previous year
<b>A. Capital and reserves</b>	1301 <u>5</u>	301 <u>118.866.148,86</u>	302 <u>868.051.388,94</u>
I. Subscribed capital	1303	303 <u>170.000.000,00</u>	304 <u>601.235.600,00</u>
II. Share premium account	1305	305 <u>2.588.458,94</u>	306 <u>206.778.433,77</u>
III. Revaluation reserve	1307	307	308
IV. Reserves	1309	309 <u>17.000.000,00</u>	310 <u>48.404.350,57</u>
1. Legal reserve	1311	311 <u>17.000.000,00</u>	312 <u>48.404.350,57</u>
2. Reserve for own shares	1313	313	314
3. Reserves provided for by the articles of association	1315	315	316
4. Other reserves, including the fair value reserve	1429	429	430
a) other available reserves	1431	431	432
b) other non available reserves	1433	433	434
V. Profit or loss brought forward	1319	319 <u>11.051.354,37</u>	320 <u>-177.844.955,82</u>
VI. Profit or loss for the financial year	1321	321 <u>-81.773.664,45</u>	322 <u>189.477.960,42</u>
VII. Interim dividends	1323	323	324
VIII. Capital investment subsidies	1325	325	326
<b>B. Provisions</b>	1331	331	332
1. Provisions for pensions and similar obligations	1333	333	334
2. Provisions for taxation	1335	335	336
3. Other provisions	1337	337	338
<b>C. Creditors</b>	1435	435 <u>1.824.050.115,78</u>	436 <u>1.882.765.493,89</u>
1. Debenture loans	1437	437	438
a) Convertible loans	1439	439	440
i) becoming due and payable within one year	1441	441	442
ii) becoming due and payable after more than one year	1443	443	444
b) Non convertible loans	1445	445	446
i) becoming due and payable within one year	1447	447	448
ii) becoming due and payable after more than one year	1449	449	450
2. Amounts owed to credit institutions	1355	355	356
a) becoming due and payable within one year	1357	357	358
b) becoming due and payable after more than one year	1359	359	360

	Reference(s)	Current year	Previous year
3. Payments received on account of orders in so far as they are not shown separately as deductions from stocks	1361	361	362
a) becoming due and payable within one year	1363	363	364
b) becoming due and payable after more than one year	1365	365	366
4. Trade creditors	1367	6 1.904.019,95	368 1.987.535,05
a) becoming due and payable within one year	1369	369 1.904.019,95	370 1.987.535,05
b) becoming due and payable after more than one year	1371	371	372
5. Bills of exchange payable	1373	373	374
a) becoming due and payable within one year	1375	375	376
b) becoming due and payable after more than one year	1377	377	378
6. Amounts owed to affiliated undertakings	1379	6 1.820.217.574,62	380 1.878.846.161,23
a) becoming due and payable within one year	1381	381 376.345.123,23	382 358.141.315,63
b) becoming due and payable after more than one year	1383	383 1.443.872.451,39	384 1.520.704.845,60
7. Amounts owed to undertakings with which the undertaking is linked by virtue of participating interests	1385	385	386
a) becoming due and payable within one year	1387	387	388
b) becoming due and payable after more than one year	1389	389	390
8. Other creditors	1451	6 1.928.521,21	452 1.931.797,61
a) Tax authorities	1393	393 1.927.937,30	394 1.931.213,70
b) Social security authorities	1395	395	396
c) Other creditors	1397	397 583,91	398 583,91
i) becoming due and payable within one year	1399	399 583,91	400 583,91
ii) becoming due and payable after more than one year	1401	401	402
<b>D. Deferred income</b>	1403	7 8.930.437,19	404 4.749.604,06
<b>TOTAL (CAPITAL, RESERVES AND LIABILITIES)</b>		405 1.951.846.701,83	406 2.755.566.486,89

**PROFIT AND LOSS ACCOUNT**

Financial year from <sup>01</sup> 01/01/2022 to <sup>02</sup> 31/12/2022 (in <sup>03</sup> EUR )

TAMWEEVIEW EUROPEAN HOLDINGS S.A.

51, boulevard Royal  
L-2449 Luxembourg

	Reference(s)	Current year	Previous year
<b>1. Net turnover</b>	1701 _____	701 _____	702 _____
<b>2. Variation in stocks of finished goods and in work in progress</b>	1703 _____	703 _____	704 _____
<b>3. Work performed by the undertaking for its own purposes and capitalised</b>	1705 _____	705 _____	706 _____
<b>4. Other operating income</b>	1713 _____	713 _____	714 _____
<b>5. Raw materials and consumables and other external expenses</b>	1671 _____ <b>8</b>	671 _____ <b>-944.511,59</b>	672 _____ <b>-1.324.725,77</b>
a) Raw materials and consumables	1601 _____	601 _____	602 _____
b) Other external expenses	1603 _____	603 _____ <b>-944.511,59</b>	604 _____ <b>-1.324.725,77</b>
<b>6. Staff costs</b>	1605 _____	605 _____	606 _____
a) Wages and salaries	1607 _____	607 _____	608 _____
b) Social security costs	1609 _____	609 _____	610 _____
i) relating to pensions	1653 _____	653 _____	654 _____
ii) other social security costs	1655 _____	655 _____	656 _____
c) Other staff costs	1613 _____	613 _____	614 _____
<b>7. Value adjustments</b>	1657 _____ <b>10</b>	657 _____ <b>-5.182,96</b>	658 _____ <b>-5.184,96</b>
a) in respect of formation expenses and of tangible and intangible fixed assets	1659 _____	659 _____	660 _____
b) in respect of current assets	1661 _____	661 _____ <b>-5.182,96</b>	662 _____ <b>-5.184,96</b>
<b>8. Other operating expenses</b>	1621 _____ <b>11</b>	621 _____ <b>-134.078,95</b>	622 _____ <b>-195.411,64</b>

	Reference(s)	Current year	Previous year
<b>9. Income from participating interests</b>	1715 <u>12</u>	715 <u>363.316.598,26</u>	716 <u>3.527.476,94</u>
a) derived from affiliated undertakings	1717	717 <u>363.316.598,26</u>	718 <u>3.527.476,94</u>
b) other income from participating interests	1719	719	720
<b>10. Income from other investments and loans forming part of the fixed assets</b>	1721 <u>13</u>	721 <u>44.824.938,05</u>	722 <u>43.684.365,14</u>
a) derived from affiliated undertakings	1723	723 <u>44.824.938,05</u>	724 <u>43.684.365,14</u>
b) other income not included under a)	1725	725	726
<b>11. Other interest receivable and similar income</b>	1727 <u>14</u>	727 <u>28.813.844,22</u>	728 <u>336.891,93</u>
a) derived from affiliated undertakings	1729	729 <u>28.619.650,76</u>	730
b) other interest and similar income	1731	731 <u>194.193,46</u>	732 <u>336.891,93</u>
<b>12. Share of profit or loss of undertakings accounted for under the equity method</b>	1663	663	664
<b>13. Value adjustments in respect of financial assets and of investments held as current assets</b>	1665 <u>15</u>	665 <u>-432.045.464,50</u>	666 <u>200.720.693,30</u>
<b>14. Interest payable and similar expenses</b>	1627 <u>16</u>	627 <u>-85.594.991,98</u>	628 <u>-57.248.239,52</u>
a) concerning affiliated undertakings	1629	629 <u>-84.862.431,54</u>	630 <u>-57.123.897,80</u>
b) other interest and similar expenses	1631	631 <u>-732.560,44</u>	632 <u>-124.341,72</u>
<b>15. Tax on profit or loss</b>	1635 <u>17</u>	635	636 <u>-9.805,00</u>
<b>16. Profit or loss after taxation</b>	1667	667 <u>-81.768.849,45</u>	668 <u>189.486.060,42</u>
<b>17. Other taxes not shown under items 1 to 16</b>	1637 <u>17</u>	637 <u>-4.815,00</u>	638 <u>-8.100,00</u>
<b>18. Profit or loss for the financial year</b>	1669	669 <u>-81.773.664,45</u>	670 <u>189.477.960,42</u>

**Registre de Commerce et des Sociétés**

Numéro RCS : B93081

Référence de dépôt : L230129687

Déposé le 11/07/2023

WFRIQGX20230628T08014701\_003

RCSL Nr. : B93081

Matricule : 2003 2207 856

eCDF entry date : 28/06/2023

**STANDARD CHART OF ACCOUNTS**Financial year from <sup>01</sup> 01/01/2022 to <sup>02</sup> 31/12/2022 (in <sup>03</sup> EUR )

TAMWEEVIEW EUROPEAN HOLDINGS S.A.

51, boulevard Royal  
L-2449 Luxembourg**Class 1. EQUITY, PROVISIONS AND FINANCIAL LIABILITIES ACCOUNTS**

	Net debit balance	Net credit balance
<b>10 Subscribed capital or branches' assigned capital and owner's account</b>		
0101		0102 170.000.000,00
101 Subscribed capital	0103	0104 170.000.000,00
102 Subscribed capital not called	0105	0106
103 Subscribed capital called but unpaid	0107	0108
104 Capital of individual companies, corporate partnerships and similar	0109	0110
105 Endowment of branches	0115	0116
106 Account of the owner or the co-owners	0117	0118
<b>11 Share premium and similar premiums</b>		
111 Share premium	0119	0120 2.588.458,94
112 Merger premium	0121	0122
113 Contribution premium	0123	0124
114 Premiums on conversion of bonds into shares	0125	0126
115 Capital contribution without issue of shares	0127	0128 2.588.458,94
	0129	0130
<b>12 Revaluation reserves</b>		
122 Reserves in application of the equity method	2401	2402
123 Temporarily not taxable currency translation adjustments	0135	0136
128 Other revaluation reserves	0137	0138
	0139	0140
<b>13 Reserves</b>		
131 Legal reserve	2403	2404 17.000.000,00
132 Reserves for own shares or own corporate units	0143	0144 17.000.000,00
133 Reserves provided for by the articles of association	0145	0146
138 Other reserves, including fair-value reserve	0147	0148
1381 Other reserves available for distribution	2405	2406
1382 Other reserves not available for distribution	2407	2408
13821 Reserve for net wealth tax (NWT)	0153	0154
13822 Reserves in application of fair value	0151	0152
	0133	0134

	Net debit balance	Net credit balance
13823 Temporarily not taxable capital gains	0175	0176
138231 Temporarily not taxable capital gains to reinvest	0177	0178
138232 Temporarily not taxable capital gains reinvested	0179	0180
13828 Reserves not available for distribution not mentioned above	2409	2410
<b>14 Result for the financial year and results brought forward</b>	0157	0158 11.051,354,37
141 Results brought forward	0159	0160 11.051,354,37
1411 Results brought forward in the process of assignment	2411	2412
1412 Results brought forward (assigned)	2413	2414 11.051,354,37
142 Result for the financial year	2955	2956 0,00
<b>15 Interim dividends</b>	0163	0164
<b>16 Capital investment subsidies</b>	2415	2416
161 Subsidies on intangible fixed assets	2417	2418
1611 Development costs	2419	2420
1612 Concessions, patents, licences, trademarks and similar rights and assets	2421	2422
16121 acquired against payment (except Goodwill)	2423	2424
16122 created by the undertaking itself	2425	2426
1613 Goodwill acquired for consideration	2427	2428
162 Subsidies on tangible fixed assets	0165	0166
1621 Subsidies on land, fitting-outs and buildings	0167	0168
1622 Subsidies on plant and machinery	0169	0170
1623 Subsidies on other fixtures, fittings, tools and equipment (including rolling stock)	0171	0172
168 Other capital investment subsidies	0173	0174
<b>18 Provisions</b>	0181	0182
181 Provisions for pensions and similar obligations	0183	0184
182 Provisions for taxation	0185	0186
183 Deferred tax provisions	0195	0196
188 Other provisions	0197	0198
1881 Operating provisions	0199	0200
1882 Financial provisions	0201	0202
<b>19 Debenture loans and amounts owed to credit institutions</b>	2429	2430
192 Convertible debenture loans	0221	0222
1921 due and payable within one year	0223	0224
1922 due and payable after more than one year	0229	0230
193 Non-convertible debenture loans	0235	0236
1931 due and payable within one year	0237	0238
1932 due and payable after more than one year	0243	0244
194 Amounts owed to credit institutions	0249	0250
1941 due and payable within one year	0251	0252
1942 due and payable after more than one year	0257	0258

<b>Class 2. FORMATION EXPENSES AND FIXED ASSETS ACCOUNTS</b>
--

	Net debit balance	Net credit balance
<b>20 Formation expenses and similar expenses</b>	0291	0292
201 Set-up and start-up costs	2431	2432
203 Expenses for increases in capital and for various operations (merger, demerger, change of legal form)	0301	0302
204 Loan issuances expenses	0303	0304
208 Other similar expenses	0305	0306
<b>21 Intangible fixed assets</b>	0307	0308
211 Development costs	2433	2434
212 Concessions, patents, licences, trademarks and similar rights and assets	0311	0312
2121 acquired for consideration (except Goodwill)	0313	0314
21211 Concessions	0315	0316
21212 Patents	0317	0318
21213 Software licences	0319	0320
21214 Trademarks and franchises	0321	0322
21215 Similar rights and assets	0323	0324
212151 Copyrights and reproduction rights	0325	0326
212152 Greenhouse gas and similar emission quotas	0327	0328
212158 Other similar rights and assets acquired for consideration	0329	0330
2122 created by the undertaking itself	0331	0332
21221 Concessions	0333	0334
21222 Patents	0335	0336
21223 Software licences	0337	0338
21224 Trademarks and franchises	0339	0340
21225 Similar rights and assets	0341	0342
212251 Copyrights and reproduction rights	0343	0344
212258 Other similar rights and assets created by the undertaking itself	0347	0348
213 Goodwill acquired for consideration	0349	0350
214 Down payments and intangible fixed assets under development	0351	0352
<b>22 Tangible fixed assets</b>	0359	0360
221 Land, fixtures and fitting-outs and buildings	0361	0362
2211 Land	0363	0364
22111 Land in Luxembourg	2435	2436
221111 Developed land	0373	0374
221112 Property rights and similar	2437	2438
221118 Other land	2439	2440

	Net debit balance	Net credit balance
22112 Land in foreign countries	2441	2442
2212 Fixtures and fittings-out of land	0377	0378
22121 Fixtures and fitting-outs of land in Luxembourg	2443	2444
22122 Fixtures and fitting-outs of land in foreign countries	2445	2446
2213 Buildings	0391	0392
22131 Buildings in Luxembourg	2447	2448
221311 Residential buildings	2449	2450
221312 Non-residential buildings	2451	2452
221313 Mixed-use buildings	2453	2454
221318 Other buildings	2455	2456
22132 Buildings in foreign countries	2457	2458
2214 Fixtures and fitting-outs of buildings	2459	2460
22141 Fixtures and fitting-outs of buildings in Luxembourg	2461	2462
22142 Fixtures and fitting-outs of buildings in foreign countries	2463	2464
2215 Investment properties	2465	2466
22151 Investment properties in Luxembourg	2467	2468
22152 Investment properties in foreign countries	2469	2470
222 Plant and machinery	0397	0398
2221 Plant	0399	0400
2222 Machinery	0401	0402
223 Other fixtures and fittings, tools and equipment (including rolling stock)	0403	0404
2231 Transportation and handling equipment	0405	0406
2232 Motor vehicles	0407	0408
2233 Tools	0409	0410
2234 Furniture	0411	0412
2235 Computer equipment	0413	0414
2236 Livestock	0415	0416
2237 Returnable packaging	0417	0418
2238 Other fixtures	0419	0420
224 Down payments and tangible fixed assets under development	0421	0422
2241 Land, fitting-outs and buildings	0423	0424
22411 Land, fitting-outs and buildings in Luxembourg	2471	2472
22412 Land, fitting-outs and buildings in foreign countries	2473	2474
2242 Plant and machinery	0431	0432
2243 Other fixtures and fittings, tools and equipment (including rolling stock)	0433	0434
<b>23 Financial fixed assets</b>	2475	2476
231 Shares in affiliated undertakings	1.827.366.499,21	0437
232 Amounts owed by affiliated undertakings	1.034.655.748,54	0438
233 Participating interests	791.567.590,67	0439
234 Amounts owed by undertakings with which the undertaking is linked by virtue of participating interests	1,00	0441
235 Securities held as fixed assets	0442	0443
2351 Securities held as fixed assets (equity right)	1.143.159,00	0444
23511 Shares or corporate units	1.143.159,00	0445
235111 Listed shares	1.143.159,00	0447
	2477	0449
	2478	2478

	Net debit balance	Net credit balance
235112 Unlisted shares	2479 1.143.159,00	2480
23518 Other securities held as fixed assets (equity right)	0451	0452
2352 Securities held as fixed assets (creditor's right)	0453	0454
23521 Debentures	0455	0456
23528 Other securities held as fixed assets (creditor's right)	0457	0458
2353 Shares of collective investment funds	2481	2482
2358 Other securities held as fixed assets	0459	0460
236 Loans, deposits and claims held as fixed assets	0461	0462
2361 Loans	0463	0464
2362 Deposits and guarantees paid	0473	0474
2363 Long-term receivables	0479	0480

### Class 3. INVENTORIES ACCOUNTS

	Net debit balance	Net credit balance
<b>30 Inventories of raw materials and consumables</b>	0483	0484
301 Inventories of raw materials	0485	0486
303 Inventories of consumable materials and supplies	2483	2484
304 Inventories of packaging	0507	0508
<b>31 Inventories of work and contracts in progress</b>	0517	0518
311 Inventories of work in progress	0519	0520
312 Contracts in progress - goods	0521	0522
313 Contracts in progress - services	0523	0524
314 Buildings under construction	0525	0526
315 Down payments received on inventories of work and on contracts in progress	2961	2962
<b>32 Inventories of goods</b>	2485	2486
321 Inventories of finished goods	0529	0530
322 Inventories of semi-finished goods	0531	0532
323 Inventories of residual goods (waste, rejected and recuperable material)	0533	0534
<b>36 Inventories of merchandises and other goods for resale</b>	2487	2488
361 Inventories of merchandise	0541	0542
362 Inventories of land for resale	0547	0548
3621 Inventories of land for resale in Luxembourg	2489	2490
3622 Inventories of land for resale in foreign countries	2491	2492
363 Inventories of buildings for resale	0549	0550
3631 Inventories of buildings for resale in Luxembourg	2493	2494
3632 Inventories of buildings for resale in foreign countries	2495	2496
<b>37 Down payments on account on inventories</b>	0555	0556

<b>Class 4. DEBTORS AND CREDITORS</b>
---------------------------------------

	Net debit balance	Net credit balance
<b>40 Trade receivables (Receivables from sales and rendering of services)</b>	0565	0566
401 Trade receivables due and payable within one year	0567	0568
4011 Customers	0569	0570
4012 Customers - Receivable bills of exchange	0571	0572
4013 Doubtful or disputed customers	0573	0574
4014 Customers - Unbilled sales	0575	0576
4015 Customers with a credit balance	0577	0578
4019 Value adjustments	0579	0580
402 Trade receivables due and payable after more than one year	0581	0582
4021 Customers	0583	0584
4025 Customers with creditor balance	0591	0592
4029 Value adjustments	0593	0594
<b>41 Amounts owed by affiliated undertakings and by undertakings with which the undertaking is linked by virtue of participating interests</b>	0595	0596
411 Amounts owed by affiliated undertakings	0597	0598
4111 Amounts owed by affiliated undertakings receivable within one year	0599	0600
41111 Trade receivables	0601	0602
41112 Loans and advances	0603	0604
41118 Other receivables	0609	0610
41119 Value adjustments	0611	0612
4112 Amounts owed by affiliated undertakings receivable after more than one year	0613	0614
41121 Trade receivables	0615	0616
41122 Loans and advances	0617	0618
41128 Other receivables	0623	0624
41129 Value adjustments	0625	0626
412 Amounts owed by undertakings with which the undertaking is linked by virtue of participating interests	0627	0628
4121 Amounts owed by undertakings with which the undertaking is linked by virtue of participating interests receivable within one year	0629	0630
41211 Trade receivables	0631	0632
41212 Loans and advances	0633	0634
41218 Other receivables	0639	0640
41219 Value adjustments	0641	0642
4122 Amounts receivable after more than one year	0643	0644
41221 Trade receivables	0645	0646
41222 Loans and advances	0647	0648
41228 Other receivables	0653	0654
41229 Value adjustments	0655	0656

	Net debit balance	Net credit balance
<b>42 Other receivables</b>		
0657	19.068,92	0658
421 Other receivables within one year		
0659	19.068,92	0660
4211 Staff - Advances and down payments		
0661		0662
42111 Advances and down payments		
0663		0664
42119 Value adjustments		
0665		0666
4212 Amounts owed by partners and shareholders (others than from affiliated undertakings)		
0667		0668
4213 State - Subsidies to be received		
0675		0676
42131 Investment subsidies		
0677		0678
42132 Operating subsidies		
0679		0680
42138 Other subsidies		
0681		0682
4214 Direct Tax Authority (ACD)	15.190,00	0684
0683		
42141 Corporate income tax		
2497		2498
42142 Municipal business tax		
2499		2500
42143 Net wealth tax	15.190,00	2502
2501		
42144 Withholding tax on wages and salaries		
2503		2504
42145 Withholding tax on financial investment income		
2505		2506
42146 Withholding tax on director's fees		
2507		2508
42148 ACD - Other amounts receivable		
2509		2510
4215 Customs and Excise Authority (ADA)		
0685		0686
4216 Indirect Tax Authority (AED)		
0687		0688
42161 Value-added tax (VAT)		
0689		0690
421611 VAT paid and recoverable		
0691		0692
421612 VAT receivable		
0693		0694
421613 VAT down payments made		
0695		0696
421618 VAT - Other receivables		
0697		0698
42162 Indirect taxes		
0699		0700
421621 Registration duties		
0701		0702
421622 Subscription tax		
0703		0704
421628 Other indirect taxes		
0709		0710
42168 Other receivables		
0711		0712
4217 Amounts owed by the Social Security and other social bodies		
0713		0714
42171 Social Security office (CCSS)		
2511		2512
42172 Foreign social security offices		
2513		2514
42178 Other social bodies		
0719		0720
4218 Miscellaneous receivables	3.878,92	0722
0721		
42181 Foreign taxes		
0723		0724
421811 Foreign VAT		
0725		0726
421818 Other foreign taxes		
0727		0728
42187 Derivative financial instruments		
2515		2516
42188 Other miscellaneous receivables	3.878,92	0730
0729		
42189 Value adjustments		
0731		0732
422 Other receivables after one year		
0733		0734
4221 Staff - advances and down payments		
0735		0736
4222 Amounts owed by partners and shareholders (others than from affiliated undertakings)		
0741		0742

	Net debit balance	Net credit balance
4223 State - Subsidies to be received	0749	0750
42231 Investment subsidies	0751	0752
42232 Operating subsidies	0753	0754
42238 Other subsidies	0755	0756
4228 Miscellaneous receivables	0793	0794
42287 Derivative financial instruments	2517	2518
42288 Other miscellaneous receivables	0801	0802
42289 Value adjustments	0803	0804
<b>43 Down payments received on orders as far as they are not deducted distinctly from inventories</b>	0805	0806
431 Down payments received within one year	0807	0808
4311 Down payments received on orders	2963	2964
4312 Inventories of work and contracts in progress less down payments received	2965	2966
432 Down payments received after more than one year	0809	0810
4321 Down payments received on orders	2967	2968
4322 Inventories of work and contracts in progress less down payments received	2969	2970
<b>44 Trade payables and bills of exchange</b>	0811	0812 1.904.019,95
441 Trade payables	0813	0814 1.904.019,95
4411 Trade payables within one year	0815	0816 1.904.019,95
44111 Suppliers	0817	0818 1.262.818,96
44112 Suppliers - invoices not yet received	0819	0820 641.200,99
44113 Suppliers with a debit balance	0821	0822
4412 Trade payables after more than one year	0831	0832
44121 Suppliers	0833	0834
44123 Suppliers with a debit balance	0837	0838
442 Bills of exchange payable	0847	0848
4421 Bills of exchange payable within one year	0849	0850
4422 Bills of exchange payable after more than one year	0851	0852
<b>45 Amounts payable to affiliated undertakings and to undertakings with which the undertaking is linked by virtue of participating interests</b>	0853	0854 1.820.217.574,62
451 Amounts payable to affiliated undertakings	0855	0856 1.820.217.574,62
4511 Amounts payable to affiliated undertakings within one year	0857	0858 376.345.123,23
45111 Purchases and services	0859	0860
45112 Loans and advances	0861	0862 376.333.123,23
45118 Other payables	0867	0868 12.000,00
4512 Amounts payable to affiliated undertakings after more than one year	0869	0870 1.443.872.451,39
45121 Purchases and services	0871	0872
45122 Loans and advances	0873	0874 1.443.872.451,39
45128 Other payables	0879	0880

	Net debit balance	Net credit balance
452 Amounts payable to undertakings with which the undertaking is linked by virtue of participating interests	0881	0882
4521 Amounts payable to undertakings with which the undertaking is linked by virtue of participating interests within one year	0883	0884
45211 Purchases and services	0885	0886
45212 Loans and advances	0887	0888
45218 Other payables	0893	0894
4522 Amounts payable to undertakings with which the undertaking is linked by virtue of participating interests payable after more than one year	0895	0896
45221 Purchases and services	0897	0898
45222 Loans and advances	0899	0900
45228 Other payables	0905	0906
<b>46 Tax and social security debts</b>	0907	0908 1.927.937,30
461 Tax debts	0909	0910 1.927.937,30
4611 Municipal authorities	0911	0912
4612 Direct Tax Authority (ACD)	0917	0918 1.927.937,30
46121 Corporate income tax (CIT)	0919	0920 1.914.872,30
461211 Corporate income tax - Tax accrual	0921	0922 1.914.872,30
461212 CIT - Tax payable	0923	0924
46122 Municipal business tax (MBT)	0925	0926
461221 MBT - Tax accrual	0927	0928
461222 MBT - Tax payable	0929	0930
46123 Net wealth tax (NWT)	0931	0932 13.065,00
461231 NWT - Tax accrual	0933	0934 13.065,00
461232 NWT - Tax payable	0935	0936
46124 Withholding tax on wages and salaries	0937	0938
46125 Withholding tax on financial investment income	0939	0940
46126 Withholding tax on director's fees	0941	0942
46128 ACD - Other amounts payable	0943	0944
4613 Customs and Excise Authority (ADA)	0945	0946
4614 Indirect tax authorities (AED)	0953	0954
46141 Value-added tax (VAT)	0955	0956
461411 VAT received	0957	0958
461412 VAT payable	0959	0960
461413 VAT down payments received	0961	0962
461418 VAT - Other payables	0963	0964
46142 Indirect taxes	0965	0966
461421 Registration duties	0967	0968
461422 Subscription tax	0969	0970
461428 Other indirect taxes	0975	0976
46148 AED - Other debts	2519	2520
4615 Foreign tax authorities	0977	0978
46151 Foreign VAT	2521	2522
46158 Other foreign taxes	2523	2524

	Net debit balance	Net credit balance
462 Social security debts and other social securities offices	0979	0980
4621 Social Security office (CCSS)	0981	0982
4622 Foreign Social Security offices	0983	0984
4628 Other social bodies	0985	0986
<b>47 Other debts</b>	0987	0988 583,91
471 Other debts payable within one year	0989	0990 583,91
4711 Received deposits and guarantees	0991	0992
4712 Amounts payable to partners and shareholders (others than from affiliated undertakings)	0999	1000
4713 Amounts payable to directors, managers, statutory auditors and similar	1005	1006
4714 Amounts payable to staff	1007	1008
4715 State - Greenhouse gas and similar emission quotas to be returned or acquired	1017	1018
4716 Loans and similar debts	0271	0272
47161 Other loans	0273	0274
47162 Lease debts	0265	0266
47163 Life annuities	0275	0276
47168 Other similar debts	0277	0278
4717 Derivative financial instruments	2525	2526
4718 Other miscellaneous debts	1019	1020 583,91
472 Other debts payable after more than one year	1021	1022
4721 Received deposits and guarantees	1023	1024
4722 Amounts payable to partners and shareholders (others than from affiliated undertakings)	1031	1032
4723 Amounts payable to directors, managers, statutory auditors and similar	1037	1038
4724 Amounts payable to staff	1039	1040
4726 Loans and similar debts	0281	0282
47261 Other loans	0283	0284
47262 Lease debts	0267	0268
47263 Life annuities	0285	0286
47268 Other similar debts	0287	0288
4727 Derivative financial instruments	2527	2528
4728 Other miscellaneous debts	1051	1052
<b>48 Deferred charges and income</b>	1053	1054 8.930.437,19
481 Deferred charges (on one or more financial years)	1055	1056
482 Deferred income (on one or more financial years)	1057	1058 8.930.437,19
483 State - Greenhouse gas and similar emission quotas received	1059	1060
484 Transitory or suspense accounts - Assets	1061	1062
485 Transitory or suspense accounts - Liabilities	1063	1064
486 Linking accounts (branches) - Assets	1065	1066
487 Linking accounts (branches) - Liabilities	1067	1068

**Class 5. FINANCIAL ACCOUNTS**

	Net debit balance	Net credit balance
<b>50 Transferable securities</b>		
501 Shares in affiliated undertakings	2529	2530
502 Own shares or own corporate units	1071	1072
503 Shares in undertakings with which the undertaking is linked by virtue of participating interests	1075	1076
508 Other transferable securities		
5081 Shares - listed securities	1073	1074
5082 Shares - unlisted securities	1077	1078
5083 Debenture loans and other notes issued and repurchased by the company	1079	1080
5084 Listed debenture loans	1081	1082
5085 Unlisted debenture loans	1083	1084
5088 Other miscellaneous transferable securities	1085	1086
<b>51 Cash at bank, in postal cheques accounts, cheques and in hand</b>		
513 Banks and postal cheques accounts (CCP)	1091	1092
5131 Banks and CCP : available balance	2.657.001,86	2532
5132 Banks and CCP : overdraft	2531	2533
516 Cash in hand	2.657.001,86	2534
517 Internal transfers	2535	2536
5171 Internal transfers : debit balance	1105	1106
5172 Internal transfers : credit balance	1107	1108
518 Other cash amounts	2537	2538
	2539	2540
	1109	1110
<b>TOTAL CLASSES 1 TO 5</b>	1111	1112
	1.951.846.701,83	2.033.620.366,28

**Class 6. CHARGES ACCOUNTS**

	Net debit balance	Net credit balance
<b>60 Use of merchandise, raw and consumable materials</b>		
601 Purchases of raw materials	1113	1114
603 Purchases of consumable materials and supplies	1115	1116
6031 Fuels, gas, water and electricity	2541	2542
60311 Solid fuels	1121	1122
60312 Liquid fuels	1123	1124
60313 Gas	1125	1126
60314 Water and sewage	1127	1128
60315 Electricity	2543	2544
6032 Maintenance supplies	1183	1184
6033 Workshop, factory and store supplies and small equipment	2545	2546
	2547	2548

	Net debit balance	Net credit balance
6034 Work clothes	2549	2550
6035 Office and administrative supplies	1135	1136
6036 Motor fuels	1137	1138
6037 Lubricants	1139	1140
6038 Other consumable supplies	1141	1142
604 Purchases of packaging	1143	1144
606 Purchases of merchandise and other goods for resale	1153	1154
6061 Purchases of merchandise	1159	1160
6062 Purchases of land for resale	1155	1156
6063 Purchases of buildings for resale	1157	1158
607 Changes in inventory	1161	1162
6071 Changes in inventory of raw materials	1163	1164
6073 Changes in inventory of consumable materials and supplies	2551	2552
6074 Changes in inventory of packaging	1169	1170
6076 Changes in inventory of merchandise and other goods for resale	1173	1174
60761 Merchandise	2553	2554
60762 Land for resale	2555	2556
60763 Buildings for resale	2557	2558
608 Purchases of items included in the production of goods and services	1199	1200
6081 Services included in the production of goods and services	1201	1202
60811 Tailoring	1203	1204
60812 Research and development	1205	1206
60813 Architects' and engineers' fees	1207	1208
60814 Outsourcing included in the production of goods and services	2559	2560
6082 Other purchases of material included in the production of goods and services	1209	1210
6083 Purchase of greenhouse gas and similar emission quotas	2561	2562
6088 Other purchases included in the production of goods and services	1211	1212
609 Rebates, discounts and refunds (RDR) received and not directly deducted from purchases	1213	1214
6091 RDR on purchases of raw materials	1215	1216
6093 RDR on purchases of consumable materials and supplies	2563	2564
6094 RDR on purchases of packaging	1221	1222
6096 RDR on purchases of merchandise and other goods for resale	2565	2566
6098 RDR on purchases included in the production of goods and services	1227	1228
6099 Unallocated RDR	1229	1230

	Net debit balance	Net credit balance
<b>61 Other external charges</b>	1231 944.511,59	1232
611 Rents and service charges	1233	1234
6111 Rents and operational leasing for real property	2567	2568
61111 Land	2569	2570
61112 Buildings	2571	2572
6112 Rents and operational leasing on movable property	2573	2574
61123 Rolling stock	1247	1248
61128 Other	2575	2576
6113 Service charges and co-ownership expenses	1249	1250
6114 Financial leasing on real property	2577	2578
6115 Financial leasing on movable property	2579	2580
61153 Rolling stock	1263	1264
61158 Other	2581	2582
612 Subcontracting, servicing, repairs and maintenance	1267	1268
6121 General subcontracting (not included in the production of goods and services)	1269	1270
6122 Servicing, repairs and maintenance	2583	2584
61221 Buildings	2585	2586
61223 Rolling stock	1277	1278
61228 Other	2587	2588
613 Remuneration of intermediaries and professional fees	1283 944.511,59	1284
6131 Commissions and brokerage fees	1285	1286
6132 IT services	1293	1294
6133 Banking and similar services	1295 29.588,83	1296
61332 Loans' issuance expenses	2589	2590
61333 Bank account charges and bank commissions (included custody fees on securities)	2591 29.588,83	2592
61334 Charges for electronic means of payment	1303	1304
61336 Factoring services	1307	1308
61338 Other banking and similar services (except interest and similar expenses)	2593	2594
6134 Professional fees	2595 914.922,76	2596
61341 Legal, litigation and similar fees	2597 249.059,48	2598
61342 Accounting, tax consulting, auditing and similar fees	2599 634.487,30	2600
61348 Other professional fees	1321 31.375,98	1322
6135 Notarial and similar fees	2601	2602
6138 Other remuneration of intermediaries and professional fees	1327	1328
614 Insurance premiums	1329	1330
6141 Insurance for assets	1331	1332
61411 Buildings	1333	1334
61412 Rolling stock	1335	1336
61418 Other	2603	2604
6142 Insurance on rented assets	1341	1342
6143 Transport insurance	1343	1344
6144 Business risk insurance	1351	1352
6145 Customers credit insurance	1353	1354
6146 Third-party insurance	1355	1356
6148 Other insurances	1357	1358

	Net debit balance	Net credit balance
615 Marketing and communication costs	1359	1360
6151 Marketing and advertising costs	1361	1362
61511 Press advertising	1363	1364
61512 Samples	1365	1366
61513 Fairs and exhibitions	1367	1368
61514 Gifts to customers	1369	1370
61515 Catalogues, printed materials and publications	1371	1372
61516 Donations	1373	1374
61517 Sponsorship	1375	1376
61518 Other purchases of advertising services	1377	1378
6152 Travel and entertainment expenses	1379	1380
61521 Travel expenses	1381	1382
615211 Management (if appropriate owner and partner)	1383	1384
615212 Staff	1385	1386
61522 Relocation expenses	1387	1388
61523 Business assignments	1389	1390
61524 Receptions and entertainment costs	1391	1392
6153 Postal charges and telecommunication costs	1393	1394
61531 Postal charges	1395	1396
61532 Telecommunication costs	1397	1398
616 Transportation of goods and collective staff transportation	1401	1402
6161 Transportation of purchased goods	1403	1404
6162 Transportation of sold goods	1405	1406
6165 Collective staff transportation	1411	1412
6168 Other transportation	2605	2606
617 External staff of the company	1415	1416
6171 Temporary staff	1417	1418
6172 External staff on secondment	1419	1420
618 Miscellaneous external charges	1421	1422
6181 Documentation	1423	1424
6182 Costs of training, symposiums, seminars, conferences	1429	1430
6183 Industrial and non-industrial waste treatment	2953	2954
6184 Fuels, gas, water and electricity (not included in the production of goods and services)	2607	2608
61841 Solid fuels	2609	2610
61842 Liquid fuels (oil, motor fuel, etc.)	2611	2612
61843 Gas	1185	1186
61844 Water and waste water	2613	2614
61845 Electricity	2615	2616
6185 Supplies and small equipment	1187	1188
61851 Office supplies	1189	1190
61852 Small equipment	2617	2618
61853 Work clothes	2619	2620
61854 Maintenance supplies	2621	2622
61858 Other	2623	2624
6186 Surveillance and security charges	1437	1438
6187 Contributions to professional associations	1439	1440
6188 Other miscellaneous external charges	1441	1442

	Net debit balance	Net credit balance
619 Rebates, discounts and refunds received on other external charges	1443	1444
<b>62 Staff expenses</b>	1445	1446
621 Staff remuneration	1447	1448
6211 Gross wages	1449	1450
62111 Base wages	1451	1452
62112 Wage supplements	1453	1454
621121 Sunday	1455	1456
621122 Public holidays	1457	1458
621123 Overtime	1459	1460
621128 Other supplements	1461	1462
62114 Incentives, bonuses and commissions	1465	1466
62115 Benefits in kind	1467	1468
62116 Severance pay	1469	1470
62117 Survivor's pay	1471	1472
6218 Other benefits	2625	2626
6219 Refunds on wages paid	1475	1476
622 Other staff remuneration	1483	1484
6221 Students	1485	1486
6222 Casual workers	1487	1488
6228 Other	1489	1490
623 Social security costs (employer's share)	1491	1492
6231 Social security on pensions	2627	2628
6232 Other social security costs (including illness, accidents, a.s.o.)	2629	2630
624 Other staff expenses	2631	2632
6241 Complementary pensions	1509	1510
62411 Premiums for external pensions funds	1511	1512
62412 Changes to provisions for complementary pensions	1513	1514
62413 Withholding tax on complementary pensions	1515	1516
62414 Insolvency insurance premiums	1517	1518
62415 Complementary pensions paid by the employer	1519	1520
6248 Other staff expenses not mentioned above	2633	2634
<b>63 Allocations to value adjustments (AVA) and fair value adjustments (FVA) on formation expenses, intangible, tangible and current assets (except transferable securities)</b>	1527	1528
631 AVA on formation expenses and similar expenses	1529	1530
6311 AVA on set-up and start-up costs	2635	2636
6313 AVA on expenses for capital increases and various operations (mergers, demergers, changes of legal form)	1535	1536
6314 AVA on loan-issuance expenses	1537	1538
6318 AVA on other similar expenses	1539	1540
632 AVA on intangible fixed assets	1541	1542
6321 AVA on development costs	2637	2638
6322 AVA on concessions, patents, licences, trademarks and similar rights and assets	1545	1546
6323 AVA on goodwill acquired for consideration	1547	1548
6324 AVA on down payments and intangible fixed assets under development	1549	1550

	Net debit balance	Net credit balance
633 AVA on tangible fixed assets and fair value adjustments (FVA) on investment properties	1551	1552
6331 AVA on land, fittings-out and buildings and FVA on investment properties	1553	1554
63311 AVA on land	1555	1556
63312 AVA on fixtures and fittings-out of land	1557	1558
63313 AVA on buildings	1559	1560
63314 AVA on fixtures and fittings-out of buildings	2639	2640
63315 FVA on investment properties	2641	2642
6332 AVA on plant and machinery	1561	1562
6333 AVA on other fixtures and fittings, tools and equipment (including rolling stock)	1563	1564
6334 AVA on down payments and tangible fixed assets under development	1565	1566
634 AVA on inventories	1567	1568
6341 AVA on inventories of raw materials and consumables	1569	1570
6342 AVA on inventories of work and contracts in progress	1571	1572
6343 AVA on inventories of goods	1573	1574
6344 AVA on inventories of merchandise and other goods for resale	1575	1576
6345 AVA on down payments on inventories	1577	1578
635 AVA and FVA on receivables from current assets	1579	1580
6351 AVA on trade receivables	1581	1582
6352 AVA on amounts owed by affiliated undertakings and undertakings with which the undertaking is linked by virtue of participating interests	1583	1584
6353 AVA on other receivables	1585	1586
6354 FVA on receivables from current assets	2643	2644
<b>64 Other operating charges</b>	<b>1587</b>	<b>1588</b>
641 Fees and royalties for concessions, patents, licences, trademarks and similar rights and assets	1589	1590
6411 Concessions	1591	1592
6412 Patents	1593	1594
6413 Software licences	1595	1596
6414 Trademarks and franchise	1597	1598
6415 Similar rights and assets	1599	1600
64151 Copyrights and reproduction rights	1601	1602
64158 Other similar rights and assets	1603	1604
642 Indemnities, damages and interest	2645	2646
643 Attendance fees, director's fees and similar remuneration	2647	2648
6431 Attendance fees	1607	1608
6432 Director's fees	1609	1610
6438 Other similar remuneration	2649	2650
644 Loss on disposal of intangible and tangible fixed assets	2651	2652
6441 Loss on disposal of intangible fixed assets	2653	2654
64411 Book value of yielded intangible fixed assets	2655	2656
64412 Disposal proceeds of intangible fixed assets	2657	2658

	Net debit balance	Net credit balance
6442 Loss on disposal of tangible fixed assets	2659	2660
64421 Book value of yielded tangible fixed assets	1763	1764
64422 Disposal proceeds of tangible fixed assets	2661	2662
645 Losses on bad debts	1611	1612
6451 Trade receivables	1613	1614
6452 Amounts owed by affiliated undertakings	2663	2664
6453 Amounts owed by undertakings with which the undertaking is linked by virtue of participating interests	2665	2666
6454 Other receivables	1617	1618
646 Taxes, duties and similar expenses	1619	1620
6461 Real property tax	1621	1622
6462 Non-refundable VAT	1623	1624
6463 Duties on imported merchandise	1625	1626
6464 Excise duties on production and tax on consumption	1633	1634
6465 Registration fees, stamp duties and mortgage duties	1635	1636
64651 Registration fees	1637	1638
64658 Other registration fees, stamp duties and mortgage duties	2667	2668
6466 Motor-vehicle taxes	1647	1648
6467 Bar licence tax	1649	1650
6468 Other duties and taxes	1651	1652
647 Allocations to tax-exempt capital gains	1655	1656
648 Other miscellaneous operating charges	2669	2670
6481 Fines, sanctions and penalties	1791	1792
6488 Miscellaneous operating charges	2671	2672
649 Allocations to provisions	2673	2674
6491 Allocations to tax provisions	1653	1654
6492 Allocations to operating provisions	1659	1660
<b>65 Financial charges</b>	<b>1661</b>	<b>1662</b>
651 Allocations to value adjustments (AVA) and fair-value adjustments (FVA) of financial fixed assets	1663	1664
6511 AVA on financial fixed assets	1665	1666
65111 AVA on shares in affiliated undertakings	1667	1668
65112 AVA on amounts owed by affiliated undertakings	1669	1670
65113 AVA on participating interests	1671	1672
65114 AVA on amounts owed by undertakings with which the undertaking is linked by virtue of participating interests	1673	1674
65115 AVA on securities held as fixed assets	1675	1676
65116 AVA on loans, deposits and claims held as fixed assets	1677	1678
6512 FVA on financial fixed assets	1681	1682
652 Charges and loss of disposal of financial fixed assets	2675	2676
6521 Charges of financial fixed assets	2677	2678
65211 Shares in affiliated undertakings	2679	2680
65212 Amounts owed by affiliated undertakings	2681	2682
65213 Participating interests	2683	2684
65214 Amounts owed by undertakings with which the undertaking is linked by virtue of participating interests	2685	2686

	Net debit balance	Net credit balance
65215 Securities held as fixed assets	2687	2688
65216 Loans, deposits and claims held as fixed assets	2689	2690
6522 Loss on disposal of financial fixed assets	2691	2692
65221 Loss on disposal of shares in affiliated undertakings	2693	2694
652211 Book value of yielded shares in affiliated undertakings	2695	2696
652212 Disposal proceeds of shares in affiliated undertakings	2697	2698
65222 Loss on disposal of amounts owed by affiliated undertakings	2699	2700
652221 Book value of yielded amounts owed by affiliated undertakings	2701	2702
652222 Disposal proceeds of amounts owed by affiliated undertakings	2703	2704
65223 Loss on disposal of participating interests	2705	2706
652231 Book value of yielded participating interests	2707	2708
652232 Disposal proceeds of participating interests	2709	2710
65224 Loss on disposal of amounts owed by undertakings with which the undertaking is linked by virtue of participating interests	2711	2712
652241 Book value of yielded amounts owed by undertakings with which the undertaking is linked by virtue of participating interests	2713	2714
652242 Disposal proceeds of amounts owed by undertakings with which the undertaking is linked by virtue of participating interests	2715	2716
65225 Loss on disposal of securities held as fixed assets	2717	2718
652251 Book value of yielded securities held as fixed assets	2719	2720
652252 Disposal proceeds of securities held as fixed assets	2721	2722
65226 Loss on disposal of loans, deposits and claims held as fixed assets	2723	2724
652261 Book value of yielded loans, deposits and claims held as fixed assets	2725	2726
652262 Disposal proceeds of loans, deposits and claims held as fixed assets	2727	2728
653 Allocations to value adjustment (AVA) and fair-value adjustments (FVA) on transferable securities	2729	2730
6531 AVA on transferable securities	1685	1686
65311 AVA on shares in affiliated undertakings	1687	1688
65312 AVA on own shares or own corporate units	1691	1692
65313 AVA on shares in undertakings with which the undertaking is linked by virtue of participating interests	1689	1690
65318 AVA on other transferable securities	1693	1694
6532 FVA on transferable securities	2731	2732
654 Loss on disposal of receivables and transferable securities from current assets	2733	2734
6541 Loss on disposal of receivables from current assets	2735	2736
65411 From affiliated undertakings	2737	2738

	Net debit balance	Net credit balance
65412 From undertakings with which the undertaking is linked by virtue of participating interests	2739	2740
65413 from other receivables from current assets	2741	2742
6542 Loss on disposal of transferable securities	1701	1702
65421 Shares in affiliated undertakings	1703	1704
65422 Own shares or corporate units	1707	1708
65423 Shares in in undertakings with which the undertaking is linked by virtue of participating interests	1705	1706
65428 Other transferable securities	1709	1710
655 Interest and discounts	1711	1712
6551 Interest on debenture loans	1717	1718
65511 Interest on debenture loans - affiliated undertakings	2743	2744
65512 Interest on debenture loans - other	2745	2746
6552 Banking and similar interest	1719	1720
65521 Banking interest on current accounts	1721	1722
65522 Banking interest on financing operations	1723	1724
65523 Interest on financial leases	1725	1726
655231 Interest on financial leases - affiliated undertakings	2747	2748
655232 Interest on financial leases - other	2749	2750
6553 Interest on trade payables	1727	1728
6554 Interest payable to affiliated undertakings and undertakings with which the undertaking is linked by virtue of participating interests	1729	1730
65541 Interest payable to affiliated undertakings	2751	2752
65542 Interest payable to undertakings with which the undertaking is linked by virtue of participating interests	2753	2754
6555 Discounts and charges on bills of exchange	1731	1732
65551 Discounts and charges on bills of exchange - affiliated undertakings	2755	2756
65552 Discounts and charges on bills of exchange - other	2757	2758
6556 Granted discounts	1733	1734
65561 Granted discounts - affiliated undertakings	2759	2760
65562 Granted discounts - other	2761	2762
6558 Interest payable on other loans and debts	1735	1736
65581 Interest payable on other loans and debts - affiliated undertakings	2763	2764
65582 Interest payable on other loans and debts - other	2765	2766
656 Foreign currency exchange losses	1737	1738
6561 Foreign currency exchange losses - affiliated undertakings	2767	2768
6562 Foreign currency exchange losses - other	2769	2770
657 Share in the losses of undertakings accounted for under the equity method	1739	1740
658 Other financial charges	1741	1742
6581 Other financial charges - affiliated undertakings	2771	2772
6582 Other financial charges - other	2773	2774

	Net debit balance	Net credit balance
659 Allocations to financial provisions	1743	1744
6591 Allocations to financial provisions - affiliated undertakings	2775	2776
6592 Allocations to financial provisions - other	2777	2778
<b>67 Income taxes</b>	1801	1802
671 Corporate income tax (CIT)	1803	1804
6711 CIT - current financial year	1805	1806
6712 CIT - previous financial years	1807	1808
672 Municipal business tax	1809	1810
6721 MBT - current financial year	1811	1812
6722 MBT - previous financial years	1813	1814
673 Foreign income taxes	1815	1816
6731 Withholding taxes	1817	1818
6732 Taxes levied on permanent establishments	1819	1820
67321 Current financial year	1821	1822
67322 Previous financial years	1823	1824
6733 Taxes levied on non-resident undertakings	1825	1826
6738 Other foreign income taxes	1827	1828
679 Allocations to provisions for deferred taxes	1829	1830
<b>68 Other taxes not included in the previous caption</b>	1835	4.815,00 1836
681 Net wealth tax (NWT)	1837	4.815,00 1838
6811 NWT - current financial year	1839	4.815,00 1840
6812 NWT - previous financial years	1841	1842
682 Subscription tax	1843	1844
683 Foreign taxes	1845	1846
688 Other taxes	1847	1848

## Class 7. INCOME ACCOUNTS

	Net debit balance	Net credit balance
<b>70 Net turnover</b>	1851	1852
702 Sales of goods	2779	2780
7021 Sales of finished goods	1861	1862
7022 Sales of semi-finished goods	1863	1864
7023 Sales of residual products	1865	1866
7029 Sales of work in progress	2781	2782
703 Sales of services	2783	2784
7031 Fees and royalties for concessions, patents, licences, trademarks and similar rights and assets	2785	2786
70311 Concessions	2787	2788
70312 Patents	2789	2790
70313 Software licences	2791	2792
70314 Trademarks and franchises	2793	2794
70315 Similar rights and assets	2795	2796
703151 Copyrights and reproduction rights	2797	2798
703158 Other similar rights and assets	2799	2800

	Net debit balance	Net credit balance
7032 Rental income	1881	1882
70321 Rental income from real property	1883	1884
70322 Rental income from movable property	1885	1886
7033 Sales of services not mentioned above	1875	1876
7039 Sales of services in the course of completion	2801	2802
704 Sales of packaging	1887	1888
705 Commissions and brokerage fees	1879	1880
706 Sales of merchandise and other goods for resale	1867	1868
7061 Sales of merchandise	1869	1870
7062 Sales of land resale	2803	2804
7063 Sales of buildings for resale	2805	2806
708 Other components of turnover	1877	1878
709 Rebates, discounts and refunds (RDR) granted and not immediately deducted from sales	1891	1892
7092 RDR on sales of goods	2807	2808
7093 RDR on sales of services	1903	1904
7094 RDR on sales of packages	2809	2810
7095 RDR on commissions and brokerage fees	2811	2812
7096 RDR on sales of merchandise and other goods for resale	1901	1902
7098 RDR on other components of turnover	1905	1906
7099 Not allocated rebates, discounts and refunds	2813	2814
<b>71 Change in inventories of goods and of work in progress</b>	1907	1908
711 Change in inventories of work and contracts in progress	1909	1910
7111 Change in inventories of work in progress	1911	1912
7112 Change in inventories: contracts in progress - goods	1913	1914
7113 Change in inventories: contracts in progress - services	1915	1916
7114 Change in inventories: buildings under construction	1917	1918
712 Change in inventories of goods	1919	1920
7121 Change in inventories of finished goods	1921	1922
7122 Change in inventories of semi-finished goods	1923	1924
7123 Change in inventories of residual goods	1925	1926
<b>72 Capitalised production</b>	1931	1932
721 Intangible fixed assets	1933	1934
7211 Development costs	1935	1936
7212 Concessions, patents, licences, trademarks and similar rights and assets	1937	1938
72121 Concessions	1939	1940
72122 Patents	1941	1942
72123 Software licences	1943	1944
72124 Trademarks and franchises	1945	1946
72125 Similar rights and assets	1947	1948
721251 Copyrights and reproduction rights	1949	1950
721258 Other similar rights and assets	1951	1952

	Net debit balance	Net credit balance
722 Tangible fixed assets	1953	1954
7221 Land, fittings and buildings	1955	1956
7222 Plant and machinery	1957	1958
7223 Other fixtures and fittings, tools and equipment (included motor vehicles)	1959	1960
<b>73 Reversals of value adjustments (RVA) on intangible, tangible and current assets (except transferable securities)</b>	1961	1962
732 RVA on intangible fixed assets	1963	1964
7321 RVA on development costs	1965	1966
7322 RVA on concessions, patents, licences, trademarks and similar rights and assets	1967	1968
7324 RVA on down payments and intangible fixed assets under development	1971	1972
733 RVA on tangible fixed assets and fair value adjustments (FVA) on investment properties	1973	1974
7331 RVA on land, fixtures and fittings-out and buildings and FVA on investment properties	1975	1976
73311 RVA on land	1977	1978
73312 RVA on fixtures and fittings-out of land	1979	1980
73313 RVA on buildings	1981	1982
73314 RVA on fixtures and fittings-out of buildings	2815	2816
73315 FVA on investment properties	2817	2818
7332 RVA on plant and machinery	1985	1986
7333 Other fixtures and fittings, tools and equipment (included motor vehicles)	1987	1988
7334 RVA on down payments and tangible fixed assets under development	1989	1990
734 RVA on inventories	1991	1992
7341 RVA on inventories of raw materials and consumables	1993	1994
7342 RVA on inventories of work and contracts in progress	1995	1996
7343 RVA on inventories of goods	1997	1998
7344 RVA on inventories of merchandise and other goods for resale	1999	2000
7345 RVA on down payments on inventories	2001	2002
735 RVA and FVA on receivables from current assets	2003	2004
7351 RVA on trade receivables	2005	2006
7352 RVA on amounts owed by affiliated undertakings and undertakings with which the undertaking is linked by virtue of participating interests	2007	2008
7353 RVA on other receivables	2009	2010
7354 FVA on receivables from current assets	2819	2820
<b>74 Other operating income</b>	2011	2012
741 Fees and royalties for concessions, patents, licences, trademarks and similar rights and assets from ancillary activities	2013	2014
7411 Concessions	2015	2016
7412 Patents	2017	2018
7413 Software licences	2019	2020

	Net debit balance	Net credit balance
7414 Trademarks and franchises	2021	2022
7415 Similar rights and assets	2023	2024
74151 Copyrights and reproduction rights	2025	2026
74158 Other similar rights and assets	2027	2028
742 Rental income from ancillary activities	2821	2822
7421 Rental income on real property	2823	2824
7422 Rental income on movable property	2825	2826
743 Attendance fees, director's fees and similar remunerations	2031	2032
744 Gain of disposal of intangible and tangible fixed assets	2827	2828
7441 Gain on disposal of intangible fixed assets	2829	2830
74411 Book value of yielded intangible fixed assets	2831	2832
74412 Disposal proceeds of intangible fixed assets	2833	2834
7442 Income of yielded tangible fixed assets	2835	2836
74421 Book value of yielded tangible fixed assets	2837	2838
74422 Disposal proceeds of tangible fixed assets	2839	2840
745 Subsidies for operating activities	2033	2034
7451 Product subsidies	2035	2036
7452 Interest subsidies	2037	2038
7453 Compensatory allowances	2039	2040
7454 Subsidies in favour of employment development	2041	2042
7458 Other subsidies for operating activities	2047	2048
746 Benefits in kind	2841	2842
747 Reversals of temporarily not taxable capital gains and of investment subsidies	2053	2054
7471 Temporarily not taxable capital gains not reinvested	2055	2056
7472 Temporarily not taxable capital gains reinvested	2057	2058
7473 Capital investment subsidies	2059	2060
748 Other miscellaneous operating income	2843	2844
7481 Insurance indemnities	2051	2052
7488 Miscellaneous operating income	2845	2846
749 Reversals of provisions	2847	2848
7491 Reversals of provisions for taxes	2849	2850
7492 Reversals of operating provisions	2063	2064
<b>75 Financial income</b>	2065	2066
751 Reversals of value adjustments (RVA) and fair-value adjustments (FVA) on financial fixed assets	2067	2068
7511 RVA on financial fixed assets	2069	2070
75111 RVA on shares in affiliated undertakings	2071	2072
75112 RVA on amounts owed by affiliated undertakings	2073	2074
75113 RVA on participating interests	2075	2076
75114 RVA on amounts owed by undertakings with which the company is linked by virtue of participating interests	2077	2078
75115 RVA on securities held as fixed assets	2079	2080
75116 RVA on loans, deposits and claims held as fixed assets	2081	2082
7512 FVA on financial fixed assets	2085	2086
		438.098.538,53
		1.143.158,00
		1.143.158,00
		1.143.158,00

	Net debit balance	Net credit balance
752 Income and gains from the disposal of financial fixed assets	2851	2852 408.141.536,31
7521 Income from financial fixed assets	2087	2088 408.141.536,31
75211 Shares in affiliated undertakings	2089	2090 363.316.598,26
75212 Amounts owed by affiliated undertakings	2091	2092 44.824.938,05
75213 Participating interests	2093	2094
75214 Amounts owed by undertakings with which the undertaking is linked by virtue of participating interests	2095	2096
75215 Securities held as fixed assets	2097	2098
75216 Loans, deposits and claims held as fixed assets	2099	2100
7522 Gains from the disposal of financial fixed assets	2853	2854
75221 Shares in affiliated undertakings	2855	2856
752211 Book value of yielded shares in affiliated undertakings	2857	2858
752212 Disposal proceeds of shares in affiliated undertakings	2859	2860
75222 Amounts owed by affiliated undertakings	2861	2862
752221 Book value of yielded amounts owed by affiliated undertakings	2863	2864
752222 Disposal proceeds of amounts owed by affiliated undertakings	2865	2866
75223 Participating interests	2867	2868
752231 Book value of yielded participating interests	2869	2870
752232 Disposal proceeds of participating interests	2871	2872
75224 Amounts owed by undertakings with which the undertaking is linked by virtue of participating interests	2873	2874
752241 Book value of yielded amounts owed by undertakings with which the undertaking is linked by virtue of participating interests	2875	2876
752242 Disposal proceeds of amounts owed by undertakings with which the undertaking is linked by virtue of participating interests	2877	2878
75225 Securities held as fixed assets	2879	2880
752251 Book value of yielded securities held as fixed assets	2881	2882
752252 Disposal proceeds of securities held as fixed assets	2883	2884
75226 Loans, deposits and claims held as fixed assets	2885	2886
752261 Book value of yielded loans, deposits and claims held as fixed assets	2887	2888
752262 Disposal proceed of loans, deposits and claims held as fixed assets	2889	2890
753 Reversals of value adjustments (RVA) and fair-value adjustments (FVA) on transferable securities	2891	2892
7531 RVA on transferable securities	2109	2110
75311 RVA on shares in affiliated undertakings	2111	2112
75312 RVA on own shares or corporate units	2115	2116
75313 RVA on shares in undertakings with which the undertaking is linked by virtue of participating interests	2113	2114
75318 RVA on other transferable securities	2117	2118
7532 Fair value adjustments on transferable securities	2893	2894

	Net debit balance	Net credit balance
754 Gains from the disposal and other income from current receivables and transferable securities of current assets	2895	2896
7541 Gains from the disposal of receivables from current assets	2897	2898
75411 on affiliated undertakings	2899	2900
75412 on undertakings with which the undertaking is linked by virtue of participating interests	2901	2902
75413 on other current receivables	2903	2904
7542 Gains from the disposal of transferable securities	2123	2124
75421 Shares in affiliated undertakings	2125	2126
75422 Own shares or corporate units	2129	2130
75423 Shares in undertakings with which the undertaking is linked by virtue of participating interests	2127	2128
75428 Other transferable securities	2131	2132
7548 Other income from transferable securities	2133	2134
75481 Shares in affiliated undertakings	2135	2136
75482 Own shares or corporate units	2139	2140
75483 Shares in undertakings with which the undertaking is linked by virtue of participating interests	2137	2138
75488 Other transferable securities	2141	2142
755 Other interest income from current assets and discounts	2143	2144
7552 Bank and similar interest	2145	2146
75521 Interest on bank accounts	2905	2906
75523 Interest on financial leases	2151	2152
755231 from affiliated undertakings	2907	2908
755232 from other	2909	2910
7553 Interest on trade receivables	2153	2154
7554 Interest on amounts owed by affiliated undertakings and undertakings with which the undertaking is linked by virtue of participating interests	2155	2156
75541 Interest on amounts owed by affiliated undertakings	2911	2912
75542 Interest on amounts owed by undertakings with which the undertaking is linked by virtue of participating interests	2913	2914
7555 Discounts on bills of exchange	2157	2158
75551 Discounts on bills of exchange - affiliated undertakings	2915	2916
75552 Discounts on bills of exchange - other	2917	2918
7556 Discounts received	2159	2160
75561 Discounts received - affiliated undertakings	2919	2920
75562 Discounts received - other	2921	2922
7558 Interest on other amounts receivable	2161	2162
75581 Interest on other amounts receivable - affiliated undertakings	2923	2924
75582 Interest on other amounts receivable - other	2925	2926
756 Foreign currency exchange gains	2163	2164 28.813.844,22
7561 Foreign currency exchange gains - affiliated undertakings	2927	2928 28.619.650,76
7562 Foreign currency exchange gains - other	2929	2930 194.193,46
757 Share of profit from undertakings accounted for under the equity method	2165	2166

	<b>Net debit balance</b>	<b>Net credit balance</b>
758 Other financial income	2167	2168
7581 Other financial income - affiliated undertakings	2931	2932
7582 Other financial income - other	2933	2934
759 Reversals of financial provisions	2169	2170
7591 Reversals of financial provisions - affiliated undertakings	2935	2936
7592 Reversals of financial provisions - other	2937	2938
<b>77 Adjustments of income taxes</b>	2231	2232
771 Adjustments of corporate income tax (CIT)	2233	2234
772 Adjustments of municipal business tax (MBT)	2235	2236
773 Adjustments of foreign income taxes	2237	2238
779 Reversals of provisions for deferred taxes	2239	2240
<b>78 Adjustments of other taxes not included in the previous caption</b>	2245	2246
781 Adjustments of net wealth tax (NWT)	2247	2248
782 Adjustments of subscription tax	2249	2250
783 Adjustments of foreign taxes	2251	2252
788 Adjustments of other taxes	2253	2254
<b>TOTAL CLASSES 6 AND 7</b>	2257 519.872.202,98	2258 438.098.538,53
<b>TOTAL CLASSES 1 TO 7</b>	2957 2.471.718.904,81	2958 2.471.718.904,81
<b>RESULT FOR THE FINANCIAL YEAR</b>	0161 -81.773.664,45	

## ANNEX TO THE STANDARD CHART OF ACCOUNTS

### Annex N° 1 - Class 1 : Details of the account 106 "Account of the owner or the co-owners"

	Net debit balance	Net credit balance
106 Account of the owner or the co-owners	2259	2260
1061 Withdrawals for the owner's or the co-owners' personal use	2261	2262
10611 Cash withdrawals (daily life)	2263	2264
10612 Withdrawals of merchandise, finished products and services (at cost)	2265	2266
10613 Private share of medical services expenses	2267	2268
10614 Private insurance premiums	2269	2270
106141 Life insurance	2271	2272
106142 Accident insurance	2273	2274
106143 Fire insurance	2275	2276
106144 Third-party insurance	2277	2278
106145 Full coverage insurance	2279	2280
106148 Other private insurance premiums	2281	2282
10615 Contributions	2283	2284
106151 Social Security	2285	2286
106152 Child benefit office	2287	2288
106153 Health insurance funds	2289	2290
106154 Death and other health insurance funds	2291	2292
106158 Other contributions	2293	2294
10616 In kind withdrawals (personal share of operating costs)	2295	2296
106161 Wages	2297	2298
106162 Rent	2299	2300
106163 Heating, gas, electricity	2301	2302
106164 Water	2303	2304
106165 Telephone	2305	2306
106166 Car	2307	2308
106168 Other in kind withdrawals	2309	2310
10617 Acquisitions	2311	2312
106171 Private furniture	2313	2314
106172 Private car	2315	2316
106173 Private held securities	2317	2318
106174 Private buildings	2319	2320
106178 Other acquisitions	2321	2322
10618 Taxes	2323	2324
106181 Income tax paid	2325	2326
106183 Municipal business tax - payment in arrears	2329	2330
106188 Other taxes	2331	2332

RCSL Nr. : B93081

Matricule : 2003 2207 856

	Net debit balance	Net credit balance
10619 Special private withdrawals	2333	2334
106191 Repairs to private buildings	2335	2336
106192 Deposits on private financial accounts	2337	2338
106193 Refund of private debts	2339	2340
106194 Gifts and allowance to children	2341	2342
106195 Inheritance taxes and mutation tax due to death	2343	2344
106198 Other special private withdrawals	2345	2346
1062 Additional private contributions from the owner or the co-owners	2347	2348
10621 Inheritance or donation	2349	2350
10622 Personal holdings	2351	2352
10623 Private loans	2353	2354
10624 Disposals	2355	2356
106241 Private furniture	2357	2358
106242 Private car	2359	2360
106243 Private shares / bonds	2361	2362
106244 Private buildings	2363	2364
106248 Other disposals	2365	2366
10625 Received rents	2367	2368
10626 Received wages or pensions	2369	2370
10627 Received child benefit	2371	2372
10628 Tax refunds	2373	2374
106281 Income tax	2375	2376
106284 Municipal business tax (MBT)	2379	2380
106288 Other tax refunds	2381	2382
10629 Business share in private expenses	2383	2384

RCSL Nr. : B93081

Matricule : 2003 2207 856

**Size criteria and categorization of the undertaking**

Average number of staff employed during the financial year:

2939 \_\_\_\_\_ 0,00

Articles 35 and 47 of the amended law of December 19th 2002 specify the size criteria (a description of the size criteria can be found on the page « Forms » under the « Description » section) that are used to categorize the undertakings into "Small-sized undertaking", "Medium-sized undertaking" and "Large-sized undertaking" and thus requiring or allowing the use of abridged or non-abridged versions of the balance sheet and/or the profit and loss account. Large-sized undertakings are those which, on their balance sheet dates, exceed the limits of at least two of the following three criteria provided for under article 47 during two consecutive financial years and that must file their balance sheet and their profit and loss account using the non-abridged versions. Small-sized undertakings are those which do not exceed the limits of at least two out of the three criteria provided for under article 35 during two consecutive financial years, and that may file their balance sheet and their profit and loss account using the abridged versions. Medium-sized undertakings are those exceeding the limits of at least two out of the three criteria provided for under article 35, but which do not exceed the limits of at least two out of the three criteria provided for under article 47 during two consecutive financial years, and that must file their balance sheet using the non-abridged version but may file their profit and loss account using the abridged version:

Categorization of the undertaking	Documents to be generated
2940 <input checked="" type="checkbox"/> Large-sized undertaking	2941 <input checked="" type="checkbox"/> Balance sheet 2942 <input checked="" type="checkbox"/> Profit and loss account
2943 <input type="checkbox"/> Medium-sized undertaking	2944 <input type="checkbox"/> Balance sheet 2945 <input type="checkbox"/> Profit and loss account - abridged 2946 <input type="checkbox"/> Profit and loss account (option)
2947 <input type="checkbox"/> Small-sized undertaking	2948 <input type="checkbox"/> Balance sheet - abridged 2949 <input type="checkbox"/> Profit and loss account - abridged 2950 <input type="checkbox"/> Balance sheet (option) 2951 <input type="checkbox"/> Profit and loss account (option)

**Non-automated generation of the balance sheet and the profit and loss account**

Is the undertaking a Reserved Alternative Investment Fund (RAIF) using the industry-specific lay-outs for the balance sheet and the profit and loss account (art. 38 (4) from the law of 23rd July 2016)?

or

Does the undertaking make use of the special conditions applicable to parent companies and subsidiaries as provided for under section 11 of chapter II of the amended law of December 19th 2002?

or

Does the undertaking claim another reason for not establishing its balance sheet and profit and loss account according to the forms provided by the eCDF platform? (explanations to provide in field 2385 "Comments")

2952  Yes

RCSL Nr. : B93081

Matricule : 2003 2207 856

**Day-to-day bookkeeping**

Does the undertaking keep its books and accounts according to an internal chart of accounts that differs from the standardized charts of accounts? (art. 6(1) RGD)

2959  Yes

Optional remarks of the depositor

2385

**Registre de Commerce et des Sociétés**

Numéro RCS : B93081

Référence de dépôt : L230129687

Déposé le 11/07/2023

***TAMWEEVIEW  
EUROPEAN HOLDINGS  
S.A.***

***Société Anonyme***

**Annual Accounts and  
Independent auditor's report  
as at 31 December 2022**

51, boulevard Royal  
L - 2449 Luxembourg

**R.C.S. Luxembourg: B93081**

**Subscribed capital: EUR 170.000.000,00**

# TAMWEELVIEW EUROPEAN HOLDINGS S.A.

## *Notes to the annual accounts as at 31 December 2022*

### **1. General Information**

Tamweelview European Holdings S.A. (the "Company") was incorporated on 17 April 2003 and organised under the laws of Luxembourg as a Société Anonyme. The Company is registered under RCS nr. B93081.

The registered office of the Company is established at 51, boulevard Royal, L-2449 Luxembourg.

The financial year starts on 1 January and ends on 31 December of each year.

The main activity of the Company is to take participations and interests, in any form whatsoever, in any commercial, industrial financial or other, Luxembourg or foreign companies or enterprises. The acquisition through participations, contributions, underwriting, purchases, or options, negotiation or in any other way any securities, rights, patents and licenses, and other property, rights and interest in property. And generally, to hold, manage, develop, sell or dispose of the same, in whole or in part, and in particular for shares of securities of any company purchasing the same.

The Company is exempt from the obligation to draw up consolidated accounts since it meets the consolidation exemption requirements laid down in article 1711-5 of the Commercial Law of Luxembourg.

The Company's annual accounts are included in the financial statements of Silver Holdings S.A. (the "Parent Company") prepared in accordance with IFRS as adopted by European Union forming the smallest body of undertakings of which the Company forms part as a direct subsidiary undertaking. The registered office of that company is located at 51, Boulevard Royal, L-2249 Luxembourg, and its financial statements are published in accordance with Luxembourg laws.

The Company also prepares financial statements under the International Financial Reporting Standards (IFRS) as adopted by European Union, in accordance with IFRS 10, which are available at the Company's registered office.

### **2. Accounting policies**

#### **2.1 Basis of preparation**

The annual accounts have been prepared in accordance with Luxembourg legal and regulatory requirements under the historical cost convention, as well as with the generally accepted accounting principles in Luxembourg.

Accounting policies and valuation rules are, beside the ones laid down by the Law of 19 December 2002 (amended on 10 August 2016), determined and applied by the Board of Directors.

The preparation of the annual accounts requires the use of certain critical accounting estimates. It also requires the Board of Directors to exercise its judgment in the process of applying the accounting policies. Changes in assumptions may have a significant impact on the annual accounts in the period in which the assumption changed. The Board of Directors believes that the underlying assumptions are appropriate and that the annual accounts therefore fairly present the financial position and results.

The Company makes estimates and assumptions that affect the reported amounts of assets and liabilities in the next financial year. Estimates and judgments are continually evaluated and are based on historical experience and other factors, including expectations of future events that are believed to be reasonable under the circumstances.

In particular, Board of Directors have considered the consequences of current economic environment and has determined that those elements have been taken into consideration for the valuation of assets and liabilities. It has been determined that they do not create a material uncertainty that cast significant doubt upon the recoverability of the value of the assets and the Company's ability to continue its activity in a going concern basis.

# TAMWEEVIEW EUROPEAN HOLDINGS S.A.

## *Notes to the annual accounts as at 31 December 2022*

### **2.2 Significant accounting policies**

The main valuation rules are applied by the Company as follows:

#### **2.2.1 Foreign currency translation**

The Company maintains its accounting records in Euro ("EUR") and the annual accounts are expressed in this currency.

Transactions in foreign currencies are translated into EUR at the exchange rates applicable at the date of the transaction.

Non-monetary assets and liabilities expressed in currencies other than EUR are translated into EUR at the exchange rate effective at the time of the transaction. At the balance sheet date, these assets remain translated at historical exchange rates.

Monetary assets and liabilities are translated at the exchange rates effective at the balance sheet date.

The realised and unrealised exchange losses are recorded in the profit and loss account. The unrealised exchange gains are recorded as deferred income in the balance sheet, whereas the realised exchange gains are recorded in the profit and loss account at the moment of their realisation. Where there is an economic link between an asset and a liability, these are valued in total according to the method described above and solely the net unrealised losses are recorded in the profit and loss account whereas the unrealised exchange gains are recorded as deferred income until the moment of their realisation.

#### **2.2.2 Formation expenses**

Formation expenses of the Company are directly charged to the profit and loss accounts of the year/period in which they are incurred.

#### **2.2.3 Financial assets**

Shares in affiliated undertakings, participating interests, securities and other financial instruments held as fixed assets are recorded at purchase price including the expenses incidental thereto. Loans to affiliated undertakings, loans to undertakings with which the Company is linked by virtue of participating interests and other loans, shown under "Financial assets", are recorded at nominal value including the expenses incidental thereto.

In case of durable depreciation in value of the financial assets according to the opinion of the Board of Directors, value adjustments are made in respect of financial assets, so that they are valued at the lower figure to be attributed to them at the balance sheet date. These value adjustments are not continued if the reasons for which the value adjustments were made have ceased to apply.

#### **2.2.4 Debtors**

Debtors are carried at costs which corresponds to their nominal value. A value adjustment is recorded when the estimated realisable value is lower than the nominal value. These value adjustments are reversed if the reasons for which the value adjustments were made have ceased to apply.

The tax advance payments are disclosed in the assets of the balance sheet under "Debtors – becoming due and payable within one year".

#### **2.2.5 Prepayments**

Prepayments include expenses paid during the financial year but related to a subsequent financial year.

#### **2.2.6 Creditors**

Creditors are recorded at their reimbursement value.

When the amount repayable on account is greater than the amount received, the difference is shown as an asset and is written off over the period of the debt based on a linear method.

Tax liability estimated by the Company for the financial years for which the Company has not been assessed yet are recorded under caption "Creditors – becoming due and payable within one year".

#### **2.2.7 Deferred income**

Deferred income includes income received during the financial year but related to a subsequent financial year as well as net unrealised exchange gains recognised in the balance sheet as a result of the revaluation of the monetary assets and liabilities. It is measured at nominal value.

#### **2.2.8 Dividend**

Dividends are recognised when the shareholder's right to receive payment of said dividend has been established.

# TAMWEEVIEW EUROPEAN HOLDINGS S.A.

## *Notes to the annual accounts as at 31 December 2022*

### **2.2.9 Interest income and charges**

Interest income and interest charges are accrued on a timely basis, by reference to the principal outstanding and at the nominal interest rate applicable.

### **2.3 Going concern**

The annual accounts have been prepared on a going concern basis despite the current liabilities exceeding the current assets by EUR 255,697,462 as at 31 December 2022. The Parent Company will not ask for repayment of current intercompany payables if it would prevent the Company to continue to carry on its business and operations. Without considering the payables to the Parent Company, net current assets would equal to EUR 120,488,140. In addition, the Parent Company intends to provide all necessary financial support to the Company to meet its financial obligation as and when fall due in the foreseeable future, within at least 12 months from the date of the approval of these financial statements, if the Company is unable to fulfil these out of its own resources.

# TAMWEELVIEW EUROPEAN HOLDINGS S.A.

## Notes to the annual accounts as at 31 December 2022

### 3. Financial assets

The movements on financial assets valued at costs over the year are as follows:

	Shares in affiliated undertakings	Loans to affiliated undertakings	Participating interests	Investments held as fixed assets	Total
<b>Gross value as at 31/12/2021</b>	<b>2.624.057.278,37</b>	<b>1.118.220.579,23</b>	<b>9.616.879,00</b>	<b>40.000.000,00</b>	<b>3.791.894.736,60</b>
Additions for the year	2.936.901,06	64.898.157,83	0,00	0,00	67.835.058,89
Disposals for the year	(21.883.859,53)	(82.349.606,45)	0,00	0,00	(104.233.465,98)
Restructurings (*)	(286.746.039,25)	(59.215.252,84)	0,00	0,00	(345.961.292,09)
Foreign exchange translation	0,00	43.141.029,69	0,00	0,00	43.141.029,69
<b>Gross value as at 31/12/2022</b>	<b>2.318.364.280,65</b>	<b>1.084.694.907,46</b>	<b>9.616.879,00</b>	<b>40.000.000,00</b>	<b>3.452.676.067,11</b>
<b>Accumulated amortisation/depreciation as at 31/12/2021</b>	<b>934.096.300,10</b>	<b>209.550.926,28</b>	<b>9.616.878,00</b>	<b>39.999.999,00</b>	<b>1.193.264.103,38</b>
Allocations for the year (Note 15)	349.612.232,01	83.576.390,51	0,00	0,00	433.188.622,52
Reversals for the year (Note 15)	0,00	0,00	0,00	(1.143.158,00)	(1.143.158,00)
<b>Accumulated amortisation/depreciation as at 31/12/2022</b>	<b>1.283.708.532,11</b>	<b>293.127.316,79</b>	<b>9.616.878,00</b>	<b>38.856.841,00</b>	<b>1.625.309.567,90</b>
<b>Net book value as at 31/12/2021</b>	<b>1.689.960.978,27</b>	<b>908.669.652,95</b>	<b>1,00</b>	<b>1,00</b>	<b>2.598.630.633,22</b>
<b>Net book value as at 31/12/2022</b>	<b>1.034.655.748,54</b>	<b>791.567.590,67</b>	<b>1,00</b>	<b>1.143.159,00</b>	<b>1.827.366.499,21</b>

(\*) During the year, Silver Diamond TEHC24 S.à r.l. and Silver Agate C 2013 S.à r.l., indirect subsidiaries of the Company held through Silver Diamond TEHB24 S.à r.l., transferred their portfolio to related parties. These related parties are not direct or indirect subsidiaries of the Company but are controlled by the same ultimate parent entity.

As a result of these restructurings, Silver Diamond TEHB24 S.à r.l. fully repaid its share premium as well as almost the entirety of its share capital for an aggregate amount of GBP 247,822,589.10 (equivalent to EUR 286.746.039,25).

The subsidiary also fully repaid its loan due to the Company for an amount of GBP 43,643,003.29 (equivalent to EUR 59,215,252.84).

# TAMWEEVIEW EUROPEAN HOLDINGS S.A.

## Notes to the annual accounts as at 31 December 2022

### Shares in affiliated undertakings

Undertakings in which the Company holds at least 20% of the share capital as at 31 December 2022 or in which the Company is a general partner are the following:

Name of undertaking	Registered office	Ownership	Last balance sheet date	Currency	Net Equity at the balance sheet date (in EUR) (*)	Profit or Loss of the latest financial year (in EUR) (*)	Book value at year end (in EUR)
Tamweelview Listed Securities Holdings S.à r.l.	Luxembourg, LU	100.00%	31/12/2022	EUR	(14.897.225,51)	(45.349,23)	1,00
Tamweelview Co-Investment I S.à r.l.	Luxembourg, LU	100.00%	31/12/2022	EUR	(536.401,08)	(24.854,41)	1,00
Sturegallerian Holding A.B.	Stockholm, SE	100.00%	31/12/2022	SEK	212.501.559,63	(7.526,14)	235.947.071,75
Longview S.A.	Luxembourg, LU	100.00%	31/12/2022	EUR	2.427.864,17	(140.353,78)	2.427.867,31
Silver Oryx B 2007 S.à r.l.	Luxembourg, LU	100.00%	31/12/2022	EUR	(559.438,70)	(58.643,49)	1,00
THB JV S.à r.l.	Luxembourg, LU	100.00%	31/12/2022	USD	117.413.692,51	97.335.479,31	119.538.154,54
Tamweelview Investment Properties S.A.S.	Paris, FR	100.00%	31/12/2022	EUR	52.160.761,09	252.958,37	51.562.941,49
Silver Diamond TEHB24 S.à r.l.	Luxembourg, LU	100.00%	31/12/2022	GBP	50.702,74	329.340.848,23	14.463,26
Silver Knight B Antony 2013 S.à r.l.	Luxembourg, LU	100.00%	31/12/2022	EUR	1.879.699,11	(63.794,70)	1.879.611,05
White Knight B Capitole 2013 S.A.S.	Paris, FR	100.00%	31/12/2022	EUR	79.377.422,85	389.313,62	80.270.236,07
Silver Moss B 2014 S.à r.l.	Luxembourg, LU	100.00%	31/12/2022	CHF	(222.285.695,15)	(16.512.515,83)	1,00
Silver Light B 2014 S.à r.l.	Luxembourg, LU	100.00%	31/12/2022	EUR	25.378.425,19	(122.370,72)	26.887.806,32
White River B Levallois 2014 S.A.S.	Paris, FR	100.00%	31/12/2022	EUR	10.505.411,26	75.050,50	9.867.342,00
Emihash Espanola S.A.	Madrid, ES	100.00%	31/12/2022	EUR	57.572.805,96	(128.796,83)	54.361.497,00
Silver Opal B 2015 S.à r.l.	Luxembourg, LU	100.00%	31/12/2022	BRL	64.383.803,89	(3.497.992,91)	110.158.824,19
Silver Franc B 2015 S.à r.l.	Luxembourg, LU	100.00%	31/12/2022	EUR	(543.903,72)	(761.642,42)	1,00
MB Tomahawk (Luxembourg) S.à r.l.	Luxembourg, LU	70.00%	31/12/2022	NOK	368.223.853,90	(50.293,91)	225.102.927,56
Silver Etoile C 2007 S.à r.l.	Luxembourg, LU	100.00%	31/12/2022	EUR	(188.838.535,07)	(17.865.443,03)	1,00
White Tower C 2016 OPCI	Paris, FR	100.00%	31/12/2022	EUR	164.230.939,78	(70.494.183,82)	87.637.000,00
Coima Mistral Fund	Milano, IT	100.00%	31/12/2022	EUR	34.464.095,56	(7.177.104,20)	29.000.000,00
							<b>1.034.655.748,54</b>

(\*): Representing 100% of the net equity and results based on the 2022 approved management accounts of the respective entities.

# TAMWEEVIEW EUROPEAN HOLDINGS S.A.

## Notes to the annual accounts as at 31 December 2022

### Loans to affiliated undertakings

Loans to affiliated undertakings as at 31 December 2022 are as follows:

Name	31/12/2022	31/12/2021
White Knight B Capitole 2013 S.A.S.	338.990,00	338.990,00
Silver Oryx B 2007 S.à r.l.	1,00	1,00
Silver Diamond TEHB24 S.à r.l.	0,00	51.980.709,02
Silver Moss B 2014 S.à r.l.	96.613.902,83	107.643.732,33
Silver Etoile C 2007 S.à r.l.	186.644.041,57	243.375.588,96
THB JV S.à r.l.	376.705.452,94	409.963.067,19
White Tower C 2016 OPCI	84.503.453,43	85.655.054,74
Sturegallerian Holding AB	46.761.748,90	9.712.509,71
	<b>791.567.590,67</b>	<b>908.669.652,95</b>

### Participating interests

Participating interests held by the Company as at 31 December 2022 are as follows:

Name of undertaking	Registered office	Ownership	Last balance sheet date	Currency	Net Equity at the balance sheet date (in EUR) (*)	Profit or Loss of the latest financial year (in EUR) (*)	Book value at year end (in EUR)
Afet (Poland) S.A. (in liquidation)	Luxembourg, LU	49.80%	29/12/2022	EUR	451.665,58	130.524,71	1,00
							<b>1,00</b>

(\*): Representing 100% of the net equity and results based on the Trial Balance presented to the EGM which approved to put the company into liquidation.

On 30 December 2022, the shareholders of AFET (Poland) S.A. (in liquidation) resolved to start the liquidation of this company.

### Investments held as fixed assets

Investments held as fixed assets held by the Company as at 31 December 2022 are as follows:

Name of undertaking	Registered office	Ownership	Last balance sheet date	Currency	Net Equity at the balance sheet date (in EUR)	Profit or Loss of the latest financial year (in EUR)	Book value at year end (in EUR)
Fondo Odissea	Milano, IT	20.93%	31/12/2022	EUR	162.469.692,00	(18.911.546,00)	1.143.159,00
							<b>1.143.159,00</b>

The Class C units held in Fondo Odissea have no governance rights and the distribution rights are subordinated to the distribution to the holders of all other classes of units.

Based on actual market conditions, the Board of Directors decided to partially reverse the value adjustment at 31 December 2022 for an amount of EUR 1.143.158,00.

# TAMWEEVIEW EUROPEAN HOLDINGS S.A.

## Notes to the annual accounts as at 31 December 2022

### 4. Debtors

As at 31 December 2022, debtors are composed of:

	31/12/2022	31/12/2021
<b>Amounts owed by affiliated undertakings</b>	<b>121.804.131,84</b>	<b>155.439.041,99</b>
Amounts due by affiliated undertakings (Recharging) (*)	4.851.097,22	5.781.700,12
Dividends to be received from Silver Franc B 2015 S.à r.l.	1.500.000,00	1.500.000,00
Interest receivable on loans owed by affiliated undertakings	113.685.910,33	146.705.775,76
Other interest free loans owed by affiliated undertakings	1.767.124,29	1.451.566,11
<b>Other debtors</b>	<b>19.068,92</b>	<b>19.068,92</b>
Withholding tax refund on dividends received from French subsidiaries	26,60	26,60
CIT / NWT advances	15.190,00	15.190,00
Other short-term receivables	1.723,82	1.723,82
Liquidation of Yvelines Holding - Sefal 2014 statement	2.127,50	2.127,50
Liquidation of Silver Swan C 2018 S.à r.l. – Receivable	1,00	1,00
<b>Total debtors</b>	<b>121.823.200,76</b>	<b>155.458.110,91</b>

(\*): These amounts due by affiliated undertakings (recharging of corporate costs) are interest free and are repayable on demand.

# TAMWEEVIEW EUROPEAN HOLDINGS S.A.

## Notes to the annual accounts as at 31 December 2022

### 5. Capital and reserves

During the year, the movements in capital and reserves are as follows:

	Subscribed capital	Share premium account	Legal reserve	Profit or loss brought forward	Profit or loss for the financial year	Total
31/12/2021	601.235.600,00	206.778.433,77	48.404.350,57	(177.844.955,82)	189.477.960,42	868.051.388,94
Allocation of prior year's result	0,00	0,00	581.650,23	188.896.310,19	(189.477.960,42)	0,00
Share premium contributions / repayments	0,00	(35.659.952,60)	0,00	0,00	0,00	(35.659.952,60)
Restructurings	(431.235.600,00)	(168.530.022,23)	(31.986.000,80)	0,00	0,00	(631.751.623,03)
Profit or loss for the financial year	0,00	0,00	0,00	0,00	(81.773.664,45)	(81.773.664,45)
31/12/2022	170.000.000,00	2.588.458,94	17.000.000,00	11.051.354,37	(81.773.664,45)	118.866.148,86

#### Subscribed capital

As at 31 December 2021, the subscribed capital of the Company amounted to EUR 601.235.600,00 represented by 6.012.356 shares with a nominal value of EUR 100,00 each. The capital is fully paid-up.

As a result of the restructurings disclosed in Note "Financial assets", the Board of Directors resolved to decrease the subscribed capital of the Company for an aggregate amount of EUR 431.235.600,00. This amount has been converted as share premium.

As at 31 December 2022, the subscribed capital of the Company amounts to EUR 170.000.000,00 represented by 1.700.000,00 shares with a nominal value of EUR 100,00 each. The subscribed capital of the Company is fully paid.

The authorised capital of the Company amounts to EUR 170.000.000,00.

#### Share premium account

As at 31 December 2021, the share premium of the Company amounted to EUR 206.778.433,77.

Following the restructuring (refer to note "Financial assets"), the share premium of the Company has been increased by an amount of EUR 463.221.600,80. Then, on the same restructuring, the Board of Directors of the Company resolved to decrease the share premium of the Company for an aggregate amount of EUR 631.751.623,03.

During the year, the Company also partially repaid its share premium for an aggregate amount of EUR 35.659.952,60.

As at 31 December 2022, the share premium account of the Company amounts to EUR 2.588.458,94.

# TAMWEEVIEW EUROPEAN HOLDINGS S.A.

## *Notes to the annual accounts as at 31 December 2022*

### Legal reserve

During the year, as a result of the subscribed capital decrease for EUR 431.235.600,00, the legal reserve of the Company as, in turn, be decreased and converted into share premium for an aggregate amount of EUR 31.986.000,80 so as to reach 10% of the current amount of subscribed capital.

The Company is required to allocate a minimum of 5% of its annual net income to a legal reserve, until this reserve equals 10% of the subscribed capital. This reserve may not be distributed.

As at 31 December 2022, the legal reserve of the Company amounts to EUR 17.000.000,00, and is fully allocated.

# TAMWEEVIEW EUROPEAN HOLDINGS S.A.

## Notes to the annual accounts as at 31 December 2022

### 6. Creditors

As at 31 December 2022, creditors are composed of:

	In less than 1 year	After more than 1 year	31/12/2022	31/12/2021
Trade creditors	1.904.019,95	0,00	1.904.019,95	1.987.535,05
Amounts owed to affiliated undertakings	376.345.123,23	1.443.872.451,39	1.820.217.574,62	1.878.846.161,23
Other creditors	1.928.521,21	0,00	1.928.521,21	1.931.797,61
<b>Total</b>	<b>380.177.664,39</b>	<b>1.443.872.451,39</b>	<b>1.824.050.115,78</b>	<b>1.882.765.493,89</b>

#### Trade creditors

Trade creditors as at 31 December 2022, due within one year, are as follows:

	31/12/2022	31/12/2021
Accrued expenses	641.200,99	977.573,82
Amounts due to third parties	1.262.818,96	1.009.961,23
	<b>1.904.019,95</b>	<b>1.987.535,05</b>

#### Amounts owed to affiliated undertakings

Amounts owed to affiliated undertakings as at 31 December 2022, due within one year, are as follows:

	31/12/2022	31/12/2021
Loans from Parent Company (*)	108.146.086,69	55.339.505,84
Interest payable on loans from affiliated undertakings	268.039.515,20	302.643.956,59
Interest free loans from Parent Company & affiliated undertakings	159.521,34	157.853,20
	<b>376.345.123,23</b>	<b>358.141.315,63</b>

(\*): Interest rates vary from 0.48% to 5.50% on these loans becoming due and payable within one year.

Amounts owed to affiliated undertakings as at 31 December 2022, due after more than one year, are as follows:

	31/12/2022	31/12/2021
Loans from Parent Company (between 1 and 5 years maturity)	1.361.008.760,11	1.360.178.205,88
Loans from Parent Company (after 5 years maturity)	82.863.691,28	160.526.639,72
	<b>1.443.872.451,39</b>	<b>1.520.704.845,60</b>

Interest rates vary from 1.11% to 6.32% and maturity varies from 2024 to 2032.

#### Other creditors

Other creditors as at 31 December 2022, due within one year, are as follows:

	31/12/2022	31/12/2021
Other creditors - Social security authorities	583,91	583,91
Tax authorities	1.927.937,30	1.931.213,70
	<b>1.928.521,21</b>	<b>1.931.797,61</b>

### 7. Deferred income

As at 31 December 2022, deferred income are composed of:

	31/12/2022	31/12/2021
Net unrealised foreign exchange gains	8.930.437,19	4.749.604,06
<b>Total</b>	<b>8.930.437,19</b>	<b>4.749.604,06</b>

# TAMWEEVIEW EUROPEAN HOLDINGS S.A.

## Notes to the annual accounts as at 31 December 2022

### 8. Raw materials and consumables and other external expenses

Other external expenses are composed as follows:

	31/12/2022	31/12/2021
Administration fees	914.572,77	1.300.299,78
Bank charges	29.588,82	24.075,99
Subscription for Chamber of Commerce	350,00	350,00
<b>Total</b>	<b>944.511,59</b>	<b>1.324.725,77</b>

### 9. Staff

The Company did not employ any staff during the financial year (2021: nil).

### 10. Value adjustments

Value adjustments in respect of current assets are composed of:

	31/12/2022	31/12/2021
Value adjustment on accrued interest	5.182,96	5.184,96
<b>Total</b>	<b>5.182,96</b>	<b>5.184,96</b>

### 11. Other operating expenses

The other operating expenses are composed as follows:

	31/12/2022	31/12/2021
Non-recoverable Value Added Tax	134.078,95	195.411,64
<b>Total</b>	<b>134.078,95</b>	<b>195.411,64</b>

### 12. Income from participating interests

Income from participating interests derived from affiliated undertakings are composed of:

	31/12/2022	31/12/2021
Dividend from Silver Diamond TEHB24 S.à r.l	360.315.714,76	0,00
Dividend from Coima Mistral Fund	1.046.439,00	1.000.000,00
Other miscellaneous income	1.954.444,50	990.476,94
Dividend from Silver Franc B 2015 S.à r.l.	0,00	1.500.000,00
Dividend from White Tower C 2016 OPCI	0,00	37.000,00
<b>Total</b>	<b>363.316.598,26</b>	<b>3.527.476,94</b>

# TAMWEEVIEW EUROPEAN HOLDINGS S.A.

## Notes to the annual accounts as at 31 December 2022

### 13. Income from other investments and loans forming part of the fixed assets

Income from other investments and loans forming part of the fixed assets derived from affiliated undertakings are composed of:

	31/12/2022	31/12/2021
Interest income from affiliated undertakings	44.582.679,79	43.431.377,57
Guarantee income from affiliated party	242.258,26	252.987,57
<b>Total</b>	<b>44.824.938,05</b>	<b>43.684.365,14</b>

### 14. Other interest receivable and similar income

Other interest receivable and similar income derived from affiliated undertakings are composed of:

	31/12/2022	31/12/2021
Foreign currency exchange gains linked to affiliated undertakings - realised	28.619.650,76	0,00
<b>Total</b>	<b>28.619.650,76</b>	<b>0,00</b>

Other interest receivable and similar income are composed of:

	31/12/2022	31/12/2021
Foreign currency exchange gains - realised	194.193,46	333.744,55
Bank interest income	0,00	3.147,38
<b>Total</b>	<b>194.193,46</b>	<b>336.891,93</b>

### 15. Value adjustments in respect of financial assets and of investments held as current assets

Value adjustments in respect of financial assets and investments held as current assets are composed of:

	31/12/2022	31/12/2021
Value adjustments on shares in affiliated undertakings	(349.612.231,99)	(25.098.554,65)
Reversal of value adjustments on shares in affiliated undertakings	0,00	232.478.853,03
Value adjustments on Loans to affiliated undertakings due and payable after more than one year	(83.576.390,51)	(13.199.790,04)
Reversal of value adjustments on Loans to affiliated undertakings due and payable after more than one year	0,00	6.793.183,96
Reversal of / (value adjustment) on Investments held as fixed assets - Fondo Odissea	1.143.158,00	(999.999,00)
Reversal of value adjustment on participating interest - Afet (Poland) S.A.	0,00	747.000,00
<b>Total</b>	<b>(432.045.464,50)</b>	<b>200.720.693,30</b>

# TAMWEEVIEW EUROPEAN HOLDINGS S.A.

## Notes to the annual accounts as at 31 December 2022

### 16. Interest payable and similar expenses

Interest payable and similar expenses derived from affiliated undertakings are composed of:

	31/12/2022	31/12/2021
Fixed interest expense on loans from Parent Company	56.741.184,16	55.381.157,25
Realised foreign currency exchange losses - affiliated undertakings	24.249.382,53	836.013,50
Unrealised foreign currency exchange losses - affiliated undertakings (*)	3.871.864,85	(143.281,05)
Realised loss on sale of subsidiary (Silver Knight B Lyon 2013 S.à r.l.)	0,00	245.028,21
Realised loss on dissolution of subsidiary (PHR Investments S.à r.l.)	0,00	301.958,38
Realised loss on dissolution of subsidiary (White Rook B Madeleine 2014 (OPCI))	0,00	21.115,96
Realised loss on sale of subsidiary (Viale Parco de' Medici 61 S.r.l.)	0,00	481.905,55
<b>Total</b>	<b>84.862.431,54</b>	<b>57.123.897,80</b>

(\*) The foreign currency exchange losses - unrealised was in a negative position in 2021 due to the reversal of the 2020 balance.

Other interest and similar expenses are composed of:

	31/12/2022	31/12/2021
Realised foreign currency exchange losses - other	732.560,44	117.718,72
Unrealised foreign currency exchange losses - other	0,00	6.623,00
<b>Total</b>	<b>732.560,44</b>	<b>124.341,72</b>

### 17. Tax

The Company is subject to the tax regulation applicable in Luxembourg.

On 1st January 2016, the Company entered a Tax Unity headed by Silver Holdings S.A.

During 2022, the Company has paid no withholding tax (2021: paid EUR 9,805.00 of withholding tax on dividend received from direct affiliates).

### 18. Remuneration paid to the Management and supervisory bodies

#### Remuneration

No remuneration has been granted to members of the management and/or supervisory bodies in that capacity for the year ended 31 December 2022 (2021: EUR nil).

#### Commitments

There is no commitment arising or entered into in respect of retirement pensions for former members of the management and/or supervisory bodies in that capacity of the Company.

# TAMWEELVIEW EUROPEAN HOLDINGS S.A.

## Notes to the annual accounts as at 31 December 2022

### 19. Off-balance sheet commitments

The financial commitments of the Company as at 31 December 2022 are as follows:

Commitments	Currency	31/12/2022	31/12/2021
Investments in subsidiaries	EUR	230.857.000,00	237.337.000,00
		<b>230.857.000,00</b>	<b>237.337.000,00</b>

These commitments are considered hard commitments (i.e. they are approved and contractually committed) and there is no option to reduce or exit the commitment. As and when the Company is required to invest funds in its investments, the Parent Company injects funds into the Company in desired mix of capital and debt injection.

Excluded from investment in subsidiaries above are approved but not contractually committed amounts of EUR 493,466 thousand (2021: EUR 203,438 thousand). These are considered soft commitments as the Company has the option to refuse each investment proposed by subsidiaries.

In January 2015, Silver Royal A 2014 S.A., ("Silver Royal") and Tamweelview European Holdings S.A., entered into a Guarantee Agreement following the acquisition by Silver Royal of 51% of shares in the Royal Hamilius entities (Royal Hamilius-Commerces S.A.-known as 'Silver Royal C Commerces 2013 S.A.', Royal Hamilius-Bureaux S.A.-known as 'Silver Royal C Bureaux 2013 S.A.' and Royal Hamilius-Parkings S.A. - known as 'Silver Royal C Parking 2013 S.A.') by means of a Share Purchase Agreement dated December 2014. Tamweelview European Holdings S.A. agreed to guarantee the obligations of Silver Royal under the share purchase agreement, call and put options agreement in favour of the Royal Hamilius Entities, for a maximum amount of EUR 50,000 thousand. The options have been fully exercised by Silver Royal following the acquisition of 49% retail component during the year. The guarantee was not utilized as of 31 December 2022 and 2021. However, Tamweelview European Holdings S.A. receives 0.338% fee for the guarantee facility from Silver Royal.

### 20. War Ukraine/Russia

On 24 February 2022, the Russian Federation ("Russia") initiated a military operation (the "Conflict") on Ukraine. In response, multiple jurisdictions have imposed economic sanctions on Russia (and in certain cases Belarus). In addition, a growing number of large public and private companies have announced voluntary actions to curtail business activities with Russia. As a consequence, there was an increase in volatility on the securities and currency markets.

The Board of Directors determined that the Company is not directly impacted by the Conflict, as neither its portfolio nor its operations have direct exposure to Ukraine or Russia. However, the Company may be indirectly impacted by the Conflict, for example as a result of increasing inflationary pressure or as some of the Company's business partners may have exposure to the Conflict which might disrupt their cash streams. The Company is closely monitoring the situation in order to take preventive measures if needed.

### 21. Subsequent events

There are no significant post balance sheet events.

# TAMWEELVIEW EUROPEAN HOLDINGS S.A.

Société Anonyme

51, boulevard Royal, L - 2449 Luxembourg

R.C.S. LU : B 93081

The sole member of the Company TAMWEELVIEW EUROPEAN HOLDINGS S.A. decided on 26/06/2023 to allocate the result for the financial year 2022 as follows:

	<b>Total equity before allocation</b>	<b>Allocation</b>	<b>Total equity after allocation</b>
	(EUR)	(EUR)	(EUR)
Result for the financial year 2022	(81.773.664,45)	81.773.664,45	0,00
Share premium and similar premiums	2.588.458,94	0,00	2.588.458,94
Legal reserve	17.000.000,00	0,00	17.000.000,00
Subscribed Capital	170.000.000,00	0,00	170.000.000,00
Profit or loss brought forward	11.051.354,37	(81.773.664,45)	(70.722.310,08)
<b>Total</b>	<b>118.866.148,86</b>	<b>0,00</b>	<b>118.866.148,86</b>

## Board of directors

Mr Salem Khamis Saeed Khamis AlDarmak, director, with address at Abu Dhabi (Utd.Arab Emir.), 211 Corniche Street

Mr Khaled Mohamed Abul Husain Alkhajeh, director, with address at Abu Dhabi (Utd.Arab Emir.), 211 Corniche Street

Mr Obaid Saqer Obaid Hamad Aldhaheri, director, with address at 51, Boulevard Royal, L-2449 Luxembourg (Luxembourg)

Mr Johannes Adam Smit, director, with address at 51, Boulevard Royal, L-2449 Luxembourg (Luxembourg)

Mr John Charles Macdonald, director, with address at 51, Boulevard Royal, L-2449 Luxembourg (Luxembourg)

## Independent auditors

KPMG Audit S.à r.l., independent auditor, with address at 39, Avenue J.F. Kennedy, L-1855 Luxembourg (Luxembourg)

RCSL Nr. :	B93081	Matricule:	2003 2207 856
		eCDF entry date:	28/06/2023

**Standard mapping table**Financial year from 01/01/2022 to 31/12/2022

TAMWEEVIEW EUROPEAN HOLDINGS S.A.

51, boulevard Royal  
L-2449 Luxembourg

Class 1. EQUITY, PROVISIONS AND FINANCIAL LIABILITIES ACCOUNTS					
Chart of accounts			Balance sheet		
Account	Name	Fields	Item	Name	Field
10	Subscribed capital or branches' assigned capital and owner's account				
101	Subscribed capital	0103 / 0104	CAPITAL, RESERVES AND LIABILITIES A.I.	Subscribed capital	303
102	Subscribed capital not called	0105 / 0106	ASSETS A.I.	Subscribed capital not called	103
103	Subscribed capital called but unpaid	0107 / 0108	ASSETS A.II.	Subscribed capital called but unpaid	105
104	Capital of individual companies, corporate partnerships and similar	0109 / 0110	CAPITAL, RESERVES AND LIABILITIES A.I.	Subscribed capital	303
105	Endowment of branches	0115 / 0116	CAPITAL, RESERVES AND LIABILITIES A.I.	Subscribed capital	303
106	Account of the owner or the co-owners				
11	Share premium and similar premiums				
111	Share premium	0121 / 0122	CAPITAL, RESERVES AND LIABILITIES A.II.	Share premium account	305
112	Merger premium	0123 / 0124	CAPITAL, RESERVES AND LIABILITIES A.II.	Share premium account	305
113	Contribution premium	0125 / 0126	CAPITAL, RESERVES AND LIABILITIES A.II.	Share premium account	305
114	Premiums on conversion of bonds into shares	0127 / 0128	CAPITAL, RESERVES AND LIABILITIES A.II.	Share premium account	305
115	Capital contribution without issue of shares	0129 / 0130	CAPITAL, RESERVES AND LIABILITIES A.II.	Share premium account	305
12	Revaluation reserves				
122	Reserves in application of the equity method	0135 / 0136	CAPITAL, RESERVES AND LIABILITIES A.III.	Revaluation reserve	307
123	Temporarily not taxable currency translation adjustments	0137 / 0138	CAPITAL, RESERVES AND LIABILITIES A.III.	Revaluation reserve	307
128	Other revaluation reserves	0139 / 0140	CAPITAL, RESERVES AND LIABILITIES A.III.	Revaluation reserve	307
13	Reserves				
131	Legal reserve	0143 / 0144	CAPITAL, RESERVES AND LIABILITIES A.IV.1.	Legal reserve	311

RCSL Nr. :	B93081	Matricule:	2003 2207 856
------------	--------	------------	---------------

132	Reserves for own shares or own corporate units	0145 / 0146	CAPITAL, RESERVES AND LIABILITIES A.IV.2.	Reserve for own shares	313
133	Reserves provided for by the articles of association	0147 / 0148	CAPITAL, RESERVES AND LIABILITIES A.IV.3.	Reserves provided for by the articles of association	315
138	Other reserves, including fair-value reserve				
1381	Other reserves available for distribution	2407 / 2408	CAPITAL, RESERVES AND LIABILITIES A.IV.4.a)	other available reserves	431
1382	Other reserves not available for distribution				
13821	Reserve for net wealth tax (NWT)	0151 / 0152	CAPITAL, RESERVES AND LIABILITIES A.IV.4.b)	other non available reserves	433
13822	Reserves in application of fair value	0133 / 0134	CAPITAL, RESERVES AND LIABILITIES A.IV.4.b)	other non available reserves	433
13823	Temporarily not taxable capital gains				
138231	Temporarily not taxable capital gains to reinvest	0177 / 0178	CAPITAL, RESERVES AND LIABILITIES A.IV.4.b)	other non available reserves	433
138232	Temporarily not taxable capital gains reinvested	0179 / 0180	CAPITAL, RESERVES AND LIABILITIES A.IV.4.b)	other non available reserves	433
13828	Reserves not available for distribution not mentioned above	2409 / 2410	CAPITAL, RESERVES AND LIABILITIES A.IV.4.b)	other non available reserves	433
14	Result for the financial year and results brought forward				
141	Results brought forward				
1411	Results brought forward in the process of assignment	2411 / 2412	CAPITAL, RESERVES AND LIABILITIES A.V.	Profit or loss brought forward	319
1412	Results brought forward (assigned)	2413 / 2414	CAPITAL, RESERVES AND LIABILITIES A.V.	Profit or loss brought forward	319
142	Result for the financial year	2955 / 2956			
15	Interim dividends	0163 / 0164	CAPITAL, RESERVES AND LIABILITIES A.VII.	Interim dividends	323
16	Capital investment subsidies				
161	Subsidies on intangible fixed assets				
1611	Development costs	2419 / 2420	CAPITAL, RESERVES AND LIABILITIES A.VIII.	Capital investment subsidies	325
1612	Concessions, patents, licences, trademarks and similar rights and assets				
16121	acquired against payment (except Goodwill)	2423 / 2424	CAPITAL, RESERVES AND LIABILITIES A.VIII.	Capital investment subsidies	325
16122	created by the undertaking itself	2425 / 2426	CAPITAL, RESERVES AND LIABILITIES A.VIII.	Capital investment subsidies	325
1613	Goodwill acquired for consideration	2427 / 2428	CAPITAL, RESERVES AND LIABILITIES A.VIII.	Capital investment subsidies	325
162	Subsidies on tangible fixed assets				
1621	Subsidies on land, fitting-outs and buildings	0167 / 0168	CAPITAL, RESERVES AND LIABILITIES A.VIII.	Capital investment subsidies	325
1622	Subsidies on plant and machinery	0169 / 0170	CAPITAL, RESERVES AND LIABILITIES A.VIII.	Capital investment subsidies	325

RCSL Nr. :	B93081	Matricule:	2003 2207 856
------------	--------	------------	---------------

1623	Subsidies on other fixtures, fittings, tools and equipment (including rolling stock)	0171 / 0172	CAPITAL, RESERVES AND LIABILITIES A.VIII.	Capital investment subsidies	325
168	Other capital investment subsidies	0173 / 0174	CAPITAL, RESERVES AND LIABILITIES A.VIII.	Capital investment subsidies	325
18	Provisions				
181	Provisions for pensions and similar obligations	0183 / 0184	CAPITAL, RESERVES AND LIABILITIES B.1.	Provisions for pensions and similar obligations	333
182	Provisions for taxation	0185 / 0186	CAPITAL, RESERVES AND LIABILITIES B.2.	Provisions for taxation	335
183	Deferred tax provisions	0195 / 0196	CAPITAL, RESERVES AND LIABILITIES B.2.	Provisions for taxation	335
188	Other provisions				
1881	Operating provisions	0199 / 0200	CAPITAL, RESERVES AND LIABILITIES B.3.	Other provisions	337
1882	Financial provisions	0201 / 0202	CAPITAL, RESERVES AND LIABILITIES B.3.	Other provisions	337
19	Debenture loans and amounts owed to credit institutions				
192	Convertible debenture loans				
1921	due and payable within one year	0223 / 0224	CAPITAL, RESERVES AND LIABILITIES C.1.a)i)	becoming due and payable within one year	441
1922	due and payable after more than one year	0229 / 0230	CAPITAL, RESERVES AND LIABILITIES C.1.a)ii)	becoming due and payable after more than one year	443
193	Non-convertible debenture loans				
1931	due and payable within one year	0237 / 0238	CAPITAL, RESERVES AND LIABILITIES C.1.b)i)	becoming due and payable within one year	447
1932	due and payable after more than one year	0243 / 0244	CAPITAL, RESERVES AND LIABILITIES C.1.b)ii)	becoming due and payable after more than one year	449
194	Amounts owed to credit institutions				
1941	due and payable within one year	0251 / 0252	CAPITAL, RESERVES AND LIABILITIES C.2.a)	becoming due and payable within one year	357
1942	due and payable after more than one year	0257 / 0258	CAPITAL, RESERVES AND LIABILITIES C.2.b)	becoming due and payable after more than one year	359

## Class 2. FORMATION EXPENSES AND FIXED ASSETS ACCOUNTS

Chart of accounts			Balance sheet		
Account	Name	Fields	Item	Name	Field
20	Formation expenses and similar expenses				
201	Set-up and start-up costs	2431 / 2432	ASSETS B.	Formation expenses	107
203	Expenses for increases in capital and for various operations (merger, demerger, change of legal form)	0301 / 0302	ASSETS B.	Formation expenses	107
204	Loan issuances expenses	0303 / 0304	ASSETS B.	Formation expenses	107
208	Other similar expenses	0305 / 0306	ASSETS B.	Formation expenses	107
21	Intangible fixed assets				
211	Development costs	2433 / 2434	ASSETS C.I.1.	Costs of development	113

RCSL Nr. :	B93081	Matricule:	2003 2207 856
------------	--------	------------	---------------

212	Concessions, patents, licences, trademarks and similar rights and assets				
2121	acquired for consideration (except Goodwill)				
21211	Concessions	0315 / 0316	ASSETS C.I.2.a)	acquired for valuable consideration and need not be shown under C.I.3	117
21212	Patents	0317 / 0318	ASSETS C.I.2.a)	acquired for valuable consideration and need not be shown under C.I.3	117
21213	Software licences	0319 / 0320	ASSETS C.I.2.a)	acquired for valuable consideration and need not be shown under C.I.3	117
21214	Trademarks and franchises	0321 / 0322	ASSETS C.I.2.a)	acquired for valuable consideration and need not be shown under C.I.3	117
21215	Similar rights and assets				
212151	Copyrights and reproduction rights	0325 / 0326	ASSETS C.I.2.a)	acquired for valuable consideration and need not be shown under C.I.3	117
212152	Greenhouse gas and similar emission quotas	0327 / 0328	ASSETS C.I.2.a)	acquired for valuable consideration and need not be shown under C.I.3	117
212158	Other similar rights and assets acquired for consideration	0329 / 0330	ASSETS C.I.2.a)	acquired for valuable consideration and need not be shown under C.I.3	117
2122	created by the undertaking itself				
21221	Concessions	0333 / 0334	ASSETS C.I.2.b)	created by the undertaking itself	119
21222	Patents	0335 / 0336	ASSETS C.I.2.b)	created by the undertaking itself	119
21223	Software licences	0337 / 0338	ASSETS C.I.2.b)	created by the undertaking itself	119
21224	Trademarks and franchises	0339 / 0340	ASSETS C.I.2.b)	created by the undertaking itself	119
21225	Similar rights and assets				
212251	Copyrights and reproduction rights	0343 / 0344	ASSETS C.I.2.b)	created by the undertaking itself	119
212258	Other similar rights and assets created by the undertaking itself	0347 / 0348	ASSETS C.I.2.b)	created by the undertaking itself	119
213	Goodwill acquired for consideration	0349 / 0350	ASSETS C.I.3.	Goodwill, to the extent that it was acquired for valuable consideration	121
214	Down payments and intangible fixed assets under development	0351 / 0352	ASSETS C.I.4.	Payments on account and intangible assets under development	123
22	Tangible fixed assets				
221	Land, fixtures and fitting-outs and buildings				
2211	Land				
22111	Land in Luxembourg				
221111	Developed land	0373 / 0374	ASSETS C.II.1.	Land and buildings	127
221112	Property rights and similar	2437 / 2438	ASSETS C.II.1.	Land and buildings	127
221118	Other land	2439 / 2440	ASSETS C.II.1.	Land and buildings	127
22112	Land in foreign countries	2441 / 2442	ASSETS C.II.1.	Land and buildings	127
2212	Fixtures and fittings-out of land				
22121	Fixtures and fitting-outs of land in Luxembourg	2443 / 2444	ASSETS C.II.1.	Land and buildings	127
22122	Fixtures and fitting-outs of land in foreign countries	2445 / 2446	ASSETS C.II.1.	Land and buildings	127
2213	Buildings				
22131	Buildings in Luxembourg				
221311	Residential buildings	2449 / 2450	ASSETS C.II.1.	Land and buildings	127
221312	Non-residential buildings	2451 / 2452	ASSETS C.II.1.	Land and buildings	127
221313	Mixed-use buildings	2453 / 2454	ASSETS C.II.1.	Land and buildings	127
221318	Other buildings	2455 / 2456	ASSETS C.II.1.	Land and buildings	127
22132	Buildings in foreign countries	2457 / 2458	ASSETS C.II.1.	Land and buildings	127
2214	Fixtures and fitting-outs of buildings				
22141	Fixtures and fitting-outs of buildings in Luxembourg	2461 / 2462	ASSETS C.II.1.	Land and buildings	127
22142	Fixtures and fitting-outs of buildings in foreign countries	2463 / 2464	ASSETS C.II.1.	Land and buildings	127
2215	Investment properties				
22151	Investment properties in Luxembourg	2467 / 2468	ASSETS C.II.1.	Land and buildings	127
22152	Investment properties in foreign countries	2469 / 2470	ASSETS C.II.1.	Land and buildings	127
222	Plant and machinery				
2221	Plant	0399 / 0400	ASSETS C.II.2.	Plant and machinery	129
2222	Machinery	0401 / 0402	ASSETS C.II.2.	Plant and machinery	129
223	Other fixtures and fittings, tools and equipment (including rolling stock)				

RCSL Nr. : B93081

Matricule: 2003 2207 856

2231	Transportation and handling equipment	0405 / 0406	ASSETS C.II.3.	Other fixtures and fittings, tools and equipment	131
2232	Motor vehicles	0407 / 0408	ASSETS C.II.3.	Other fixtures and fittings, tools and equipment	131
2233	Tools	0409 / 0410	ASSETS C.II.3.	Other fixtures and fittings, tools and equipment	131
2234	Furniture	0411 / 0412	ASSETS C.II.3.	Other fixtures and fittings, tools and equipment	131
2235	Computer equipment	0413 / 0414	ASSETS C.II.3.	Other fixtures and fittings, tools and equipment	131
2236	Livestock	0415 / 0416	ASSETS C.II.3.	Other fixtures and fittings, tools and equipment	131
2237	Returnable packaging	0417 / 0418	ASSETS C.II.3.	Other fixtures and fittings, tools and equipment	131
2238	Other fixtures	0419 / 0420	ASSETS C.II.3.	Other fixtures and fittings, tools and equipment	131
224	Down payments and tangible fixed assets under development				
2241	Land, fitting-outs and buildings				
22411	Land, fitting-outs and buildings in Luxembourg	2471 / 2472	ASSETS C.II.4.	Payments on account and tangible assets in the course of construction	133
22412	Land, fitting-outs and buildings in foreign countries	2473 / 2474	ASSETS C.II.4.	Payments on account and tangible assets in the course of construction	133
2242	Plant and machinery	0431 / 0432	ASSETS C.II.4.	Payments on account and tangible assets in the course of construction	133
2243	Other fixtures and fittings, tools and equipment (including rolling stock)	0433 / 0434	ASSETS C.II.4.	Payments on account and tangible assets in the course of construction	133
23	Financial fixed assets				
231	Shares in affiliated undertakings	0437 / 0438	ASSETS C.III.1.	Shares in affiliated undertakings	137
232	Amounts owed by affiliated undertakings		ASSETS C.III.2.	Loans to affiliated undertakings	139
233	Participating interests	0441 / 0442	ASSETS C.III.3.	Participating interests	141
234	Amounts owed by undertakings with which the undertaking is linked by virtue of participating interests		ASSETS C.III.4.	Loans to undertakings with which the undertaking is linked by virtue of participating interests	143
235	Securities held as fixed assets				
2351	Securities held as fixed assets (equity right)				
23511	Shares or corporate units				
235111	Listed shares	2477 / 2478	ASSETS C.III.5.	Investments held as fixed assets	145
235112	Unlisted shares	2479 / 2480	ASSETS C.III.5.	Investments held as fixed assets	145
23518	Other securities held as fixed assets (equity right)	0451 / 0452	ASSETS C.III.5.	Investments held as fixed assets	145
2352	Securities held as fixed assets (creditor's right)				
23521	Debentures	0455 / 0456	ASSETS C.III.5.	Investments held as fixed assets	145
23528	Other securities held as fixed assets (creditor's right)	0457 / 0458	ASSETS C.III.5.	Investments held as fixed assets	145
2353	Shares of collective investment funds	2481 / 2482	ASSETS C.III.5.	Investments held as fixed assets	145
2358	Other securities held as fixed assets	0459 / 0460	ASSETS C.III.5.	Investments held as fixed assets	145
236	Loans, deposits and claims held as fixed assets				
2361	Loans	0463 / 0464	ASSETS C.III.6.	Other loans	147
2362	Deposits and guarantees paid	0473 / 0474	ASSETS C.III.6.	Other loans	147
2363	Long-term receivables	0479 / 0480	ASSETS C.III.6.	Other loans	147

**Class 3. INVENTORIES ACCOUNTS**

Chart of accounts			Balance sheet		
Account	Name	Fields	Item	Name	Field
30	Inventories of raw materials and consumables				
301	Inventories of raw materials	0485 / 0486	ASSETS D.I.1.	Raw materials and consumables	155
303	Inventories of consumable materials and supplies	2483 / 2484	ASSETS D.I.1.	Raw materials and consumables	155
304	Inventories of packaging	0507 / 0508	ASSETS D.I.1.	Raw materials and consumables	155
31	Inventories of work and contracts in progress				
311	Inventories of work in progress	0519 / 0520	ASSETS D.I.2.	Work in progress	157
312	Contracts in progress - goods	0521 / 0522	ASSETS D.I.2.	Work in progress	157
313	Contracts in progress - services	0523 / 0524	ASSETS D.I.2.	Work in progress	157
314	Buildings under construction	0525 / 0526	ASSETS D.I.2.	Work in progress	157

RCSL Nr. : B93081

Matricule: 2003 2207 856

315	Down payments received on inventories of work and on contracts in progress	2961 / 2962	ASSETS D.I.2.	Work in progress	157
32	Inventories of goods				
321	Inventories of finished goods	0529 / 0530	ASSETS D.I.3.	Finished goods and goods for resale	159
322	Inventories of semi-finished goods	0531 / 0532	ASSETS D.I.3.	Finished goods and goods for resale	159
323	Inventories of residual goods (waste, rejected and recuperable material)	0533 / 0534	ASSETS D.I.3.	Finished goods and goods for resale	159
36	Inventories of merchandises and other goods for resale				
361	Inventories of merchandise	0541 / 0542	ASSETS D.I.3.	Finished goods and goods for resale	159
362	Inventories of land for resale				
3621	Inventories of land for resale in Luxembourg	2489 / 2490	ASSETS D.I.3.	Finished goods and goods for resale	159
3622	Inventories of land for resale in foreign countries	2491 / 2492	ASSETS D.I.3.	Finished goods and goods for resale	159
363	Inventories of buildings for resale				
3631	Inventories of buildings for resale in Luxembourg	2493 / 2494	ASSETS D.I.3.	Finished goods and goods for resale	159
3632	Inventories of buildings for resale in foreign countries	2495 / 2496	ASSETS D.I.3.	Finished goods and goods for resale	159
37	Down payments on account on inventories	0555 / 0556	ASSETS D.I.4.	Payments on account	161

**Class 4. DEBTORS AND CREDITORS**

Chart of accounts			Balance sheet		
Account	Name	Fields	Item	Name	Field
40	Trade receivables (Receivables from sales and rendering of services)				
401	Trade receivables due and payable within one year				
4011	Customers	0569 / 0570	ASSETS D.II.1.a)	becoming due and payable within one year	167
4012	Customers - Receivable bills of exchange	0571 / 0572	ASSETS D.II.1.a)	becoming due and payable within one year	167
4013	Doubtful or disputed customers	0573 / 0574	ASSETS D.II.1.a)	becoming due and payable within one year	167
4014	Customers - Unbilled sales	0575 / 0576	ASSETS D.II.1.a)	becoming due and payable within one year	167
4015	Customers with a credit balance	0577 / 0578	CAPITAL, RESERVES AND LIABILITIES C.4.a)	becoming due and payable within one year	369
4019	Value adjustments	0579 / 0580	ASSETS D.II.1.a)	becoming due and payable within one year	167
402	Trade receivables due and payable after more than one year				
4021	Customers	0583 / 0584	ASSETS D.II.1.b)	becoming due and payable after more than one year	169
4025	Customers with creditor balance	0591 / 0592	CAPITAL, RESERVES AND LIABILITIES C.4.b)	becoming due and payable after more than one year	371
4029	Value adjustments	0593 / 0594	ASSETS D.II.1.b)	becoming due and payable after more than one year	169
41	Amounts owed by affiliated undertakings and by undertakings with which the undertaking is linked by virtue of participating interests				
411	Amounts owed by affiliated undertakings				
4111	Amounts owed by affiliated undertakings receivable within one year				
41111	Trade receivables	0601 / 0602	ASSETS D.II.2.a)	becoming due and payable within one year	173
41112	Loans and advances	0603 / 0604	ASSETS D.II.2.a)	becoming due and payable within one year	173
41118	Other receivables	0609 / 0610	ASSETS D.II.2.a)	becoming due and payable within one year	173
41119	Value adjustments	0611 / 0612	ASSETS D.II.2.a)	becoming due and payable within one year	173
4112	Amounts owed by affiliated undertakings receivable after more than one year				
41121	Trade receivables	0615 / 0616	ASSETS D.II.2.b)	becoming due and payable after more than one year	175
41122	Loans and advances	0617 / 0618	ASSETS D.II.2.b)	becoming due and payable after more than one year	175
41128	Other receivables	0623 / 0624	ASSETS D.II.2.b)	becoming due and payable after more than one year	175

RCSL Nr. :	B93081	Matricule:	2003 2207 856
------------	--------	------------	---------------

41129	Value adjustments	0625 / 0626	ASSETS D.II.2.b)	becoming due and payable after more than one year	175
412	Amounts owed by undertakings with which the undertaking is linked by virtue of participating interests				
4121	Amounts owed by undertakings with which the undertaking is linked by virtue of participating interests receivable within one year				
41211	Trade receivables	0631 / 0632	ASSETS D.II.3.a)	becoming due and payable within one year	179
41212	Loans and advances	0633 / 0634	ASSETS D.II.3.a)	becoming due and payable within one year	179
41218	Other receivables	0639 / 0640	ASSETS D.II.3.a)	becoming due and payable within one year	179
41219	Value adjustments	0641 / 0642	ASSETS D.II.3.a)	becoming due and payable within one year	179
4122	Amounts receivable after more than one year				
41221	Trade receivables	0645 / 0646	ASSETS D.II.3.b)	becoming due and payable after more than one year	181
41222	Loans and advances	0647 / 0648	ASSETS D.II.3.b)	becoming due and payable after more than one year	181
41228	Other receivables	0653 / 0654	ASSETS D.II.3.b)	becoming due and payable after more than one year	181
41229	Value adjustments	0655 / 0656	ASSETS D.II.3.b)	becoming due and payable after more than one year	181
42	Other receivables				
421	Other receivables within one year				
4211	Staff - Advances and down payments				
42111	Advances and down payments	0663 / 0664	ASSETS D.II.4.a)	becoming due and payable within one year	185
42119	Value adjustments	0665 / 0666	ASSETS D.II.4.a)	becoming due and payable within one year	185
4212	Amounts owed by partners and shareholders (others than from affiliated undertakings)	0667 / 0668	ASSETS D.II.4.a)	becoming due and payable within one year	185
4213	State - Subsidies to be received				
42131	Investment subsidies	0677 / 0678	ASSETS D.II.4.a)	becoming due and payable within one year	185
42132	Operating subsidies	0679 / 0680	ASSETS D.II.4.a)	becoming due and payable within one year	185
42138	Other subsidies	0681 / 0682	ASSETS D.II.4.a)	becoming due and payable within one year	185
4214	Direct Tax Authority (ACD)				
42141	Corporate income tax	2497 / 2498	ASSETS D.II.4.a)	becoming due and payable within one year	185
42142	Municipal business tax	2499 / 2500	ASSETS D.II.4.a)	becoming due and payable within one year	185
42143	Net wealth tax	2501 / 2502	ASSETS D.II.4.a)	becoming due and payable within one year	185
42144	Withholding tax on wages and salaries	2503 / 2504	ASSETS D.II.4.a)	becoming due and payable within one year	185
42145	Withholding tax on financial investment income	2505 / 2506	ASSETS D.II.4.a)	becoming due and payable within one year	185
42146	Withholding tax on director's fees	2507 / 2508	ASSETS D.II.4.a)	becoming due and payable within one year	185
42148	ACD - Other amounts receivable	2509 / 2510	ASSETS D.II.4.a)	becoming due and payable within one year	185
4215	Customs and Excise Authority (ADA)	0685 / 0686	ASSETS D.II.4.a)	becoming due and payable within one year	185
4216	Indirect Tax Authority (AED)				
42161	Value-added tax (VAT)				
421611	VAT paid and recoverable	0691 / 0692	ASSETS D.II.4.a)	becoming due and payable within one year	185
421612	VAT receivable	0693 / 0694	ASSETS D.II.4.a)	becoming due and payable within one year	185
421613	VAT down payments made	0695 / 0696	ASSETS D.II.4.a)	becoming due and payable within one year	185
421618	VAT - Other receivables	0697 / 0698	ASSETS D.II.4.a)	becoming due and payable within one year	185
42162	Indirect taxes				
421621	Registration duties	0701 / 0702	ASSETS D.II.4.a)	becoming due and payable within one year	185
421622	Subscription tax	0703 / 0704	ASSETS D.II.4.a)	becoming due and payable within one year	185
421628	Other indirect taxes	0709 / 0710	ASSETS D.II.4.a)	becoming due and payable within one year	185
42168	Other receivables	0711 / 0712	ASSETS D.II.4.a)	becoming due and payable within one year	185
4217	Amounts owed by the Social Security and other social bodies				
42171	Social Security office (CCSS)	2511 / 2512	ASSETS D.II.4.a)	becoming due and payable within one year	185
42172	Foreign social security offices	2513 / 2514	ASSETS D.II.4.a)	becoming due and payable within one year	185
42178	Other social bodies	0719 / 0720	ASSETS D.II.4.a)	becoming due and payable within one year	185
4218	Miscellaneous receivables				
42181	Foreign taxes				
421811	Foreign VAT	0725 / 0726	ASSETS D.II.4.a)	becoming due and payable within one year	185
421818	Other foreign taxes	0727 / 0728	ASSETS D.II.4.a)	becoming due and payable within one year	185

RCSL Nr. :	B93081	Matricule:	2003 2207 856
------------	--------	------------	---------------

42187	Derivative financial instruments	2515 / 2516	ASSETS D.II.4.a)	becoming due and payable within one year	185
42188	Other miscellaneous receivables	0729 / 0730	ASSETS D.II.4.a)	becoming due and payable within one year	185
42189	Value adjustments	0731 / 0732	ASSETS D.II.4.a)	becoming due and payable within one year	185
422	Other receivables after one year				
4221	Staff - advances and down payments	0735 / 0736	ASSETS D.II.4.b)	becoming due and payable after more than one year	187
4222	Amounts owed by partners and shareholders (others than from affiliated undertakings)	0741 / 0742	ASSETS D.II.4.b)	becoming due and payable after more than one year	187
4223	State - Subsidies to be received				
42231	Investment subsidies	0751 / 0752	ASSETS D.II.4.b)	becoming due and payable after more than one year	187
42232	Operating subsidies	0753 / 0754	ASSETS D.II.4.b)	becoming due and payable after more than one year	187
42238	Other subsidies	0755 / 0756	ASSETS D.II.4.b)	becoming due and payable after more than one year	187
4228	Miscellaneous receivables				
42287	Derivative financial instruments	2517 / 2518	ASSETS D.II.4.b)	becoming due and payable after more than one year	187
42288	Other miscellaneous receivables	0801 / 0802	ASSETS D.II.4.b)	becoming due and payable after more than one year	187
42289	Value adjustments	0803 / 0804	ASSETS D.II.4.b)	becoming due and payable after more than one year	187
43	Down payments received on orders as far as they are not deducted distinctly from inventories				
431	Down payments received within one year				
4311	Down payments received on orders	2963 / 2964	CAPITAL, RESERVES AND LIABILITIES C.3.a)	becoming due and payable within one year	363
4312	Inventories of work and contracts in progress less down payments received	2965 / 2966	CAPITAL, RESERVES AND LIABILITIES C.3.a)	becoming due and payable within one year	363
432	Down payments received after more than one year				
4321	Down payments received on orders	2967 / 2968	CAPITAL, RESERVES AND LIABILITIES C.3.b)	becoming due and payable after more than one year	365
4322	Inventories of work and contracts in progress less down payments received	2969 / 2970	CAPITAL, RESERVES AND LIABILITIES C.3.b)	becoming due and payable after more than one year	365
44	Trade payables and bills of exchange				
441	Trade payables				
4411	Trade payables within one year				
44111	Suppliers	0817 / 0818	CAPITAL, RESERVES AND LIABILITIES C.4.a)	becoming due and payable within one year	369
44112	Suppliers - invoices not yet received	0819 / 0820	CAPITAL, RESERVES AND LIABILITIES C.4.a)	becoming due and payable within one year	369
44113	Suppliers with a debit balance	0821 / 0822	ASSETS D.II.1.a)	becoming due and payable within one year	167
4412	Trade payables after more than one year				
44121	Suppliers	0833 / 0834	CAPITAL, RESERVES AND LIABILITIES C.4.b)	becoming due and payable after more than one year	371
44123	Suppliers with a debit balance	0837 / 0838	ASSETS D.II.1.b)	becoming due and payable after more than one year	169
442	Bills of exchange payable				
4421	Bills of exchange payable within one year	0849 / 0850	CAPITAL, RESERVES AND LIABILITIES C.5.a)	becoming due and payable within one year	375
4422	Bills of exchange payable after more than one year	0851 / 0852	CAPITAL, RESERVES AND LIABILITIES C.5.b)	becoming due and payable after more than one year	377
45	Amounts payable to affiliated undertakings and to undertakings with which the undertaking is linked by virtue of participating interests				
451	Amounts payable to affiliated undertakings				
4511	Amounts payable to affiliated undertakings within one year				

RC SL Nr. :	B93081	Matricule:	2003 2207 856
-------------	--------	------------	---------------

45111	Purchases and services	0859 / 0860	CAPITAL, RESERVES AND LIABILITIES C.6.a)	becoming due and payable within one year	381
45112	Loans and advances	0861 / 0862	CAPITAL, RESERVES AND LIABILITIES C.6.a)	becoming due and payable within one year	381
45118	Other payables	0867 / 0868	CAPITAL, RESERVES AND LIABILITIES C.6.a)	becoming due and payable within one year	381
4512	Amounts payable to affiliated undertakings after more than one year				
45121	Purchases and services	0871 / 0872	CAPITAL, RESERVES AND LIABILITIES C.6.b)	becoming due and payable after more than one year	383
45122	Loans and advances	0873 / 0874	CAPITAL, RESERVES AND LIABILITIES C.6.b)	becoming due and payable after more than one year	383
45128	Other payables	0879 / 0880	CAPITAL, RESERVES AND LIABILITIES C.6.b)	becoming due and payable after more than one year	383
452	Amounts payable to undertakings with which the undertaking is linked by virtue of participating interests				
4521	Amounts payable to undertakings with which the undertaking is linked by virtue of participating interests within one year				
45211	Purchases and services	0885 / 0886	CAPITAL, RESERVES AND LIABILITIES C.7.a)	becoming due and payable within one year	387
45212	Loans and advances	0887 / 0888	CAPITAL, RESERVES AND LIABILITIES C.7.a)	becoming due and payable within one year	387
45218	Other payables	0893 / 0894	CAPITAL, RESERVES AND LIABILITIES C.7.a)	becoming due and payable within one year	387
4522	Amounts payable to undertakings with which the undertaking is linked by virtue of participating interests payable after more than one year				
45221	Purchases and services	0897 / 0898	CAPITAL, RESERVES AND LIABILITIES C.7.b)	becoming due and payable after more than one year	389
45222	Loans and advances	0899 / 0900	CAPITAL, RESERVES AND LIABILITIES C.7.b)	becoming due and payable after more than one year	389
45228	Other payables	0905 / 0906	CAPITAL, RESERVES AND LIABILITIES C.7.b)	becoming due and payable after more than one year	389
46	Tax and social security debts				
461	Tax debts				
4611	Municipal authorities	0911 / 0912	CAPITAL, RESERVES AND LIABILITIES C.8.a)	Tax authorities	393
4612	Direct Tax Authority (ACD)				
46121	Corporate income tax (CIT)				
461211	Corporate income tax - Tax accrual	0921 / 0922	CAPITAL, RESERVES AND LIABILITIES C.8.a)	Tax authorities	393
461212	CIT - Tax payable	0923 / 0924	CAPITAL, RESERVES AND LIABILITIES C.8.a)	Tax authorities	393
46122	Municipal business tax (MBT)				
461221	MBT - Tax accrual	0927 / 0928	CAPITAL, RESERVES AND LIABILITIES C.8.a)	Tax authorities	393
461222	MBT - Tax payable	0929 / 0930	CAPITAL, RESERVES AND LIABILITIES C.8.a)	Tax authorities	393
46123	Net wealth tax (NWT)				
461231	NWT - Tax accrual	0933 / 0934	CAPITAL, RESERVES AND LIABILITIES C.8.a)	Tax authorities	393

RCSL Nr. :	B93081	Matricule:	2003 2207 856
------------	--------	------------	---------------

461232	NWT - Tax payable	0935 / 0936	CAPITAL, RESERVES AND LIABILITIES C.8.a)	Tax authorities	393
46124	Withholding tax on wages and salaries	0937 / 0938	CAPITAL, RESERVES AND LIABILITIES C.8.a)	Tax authorities	393
46125	Withholding tax on financial investment income	0939 / 0940	CAPITAL, RESERVES AND LIABILITIES C.8.a)	Tax authorities	393
46126	Withholding tax on director's fees	0941 / 0942	CAPITAL, RESERVES AND LIABILITIES C.8.a)	Tax authorities	393
46128	ACD - Other amounts payable	0943 / 0944	CAPITAL, RESERVES AND LIABILITIES C.8.a)	Tax authorities	393
4613	Customs and Excise Authority (ADA)	0945 / 0946	CAPITAL, RESERVES AND LIABILITIES C.8.a)	Tax authorities	393
4614	Indirect tax authorities (AED)				
46141	Value-added tax (VAT)				
461411	VAT received	0957 / 0958	CAPITAL, RESERVES AND LIABILITIES C.8.a)	Tax authorities	393
461412	VAT payable	0959 / 0960	CAPITAL, RESERVES AND LIABILITIES C.8.a)	Tax authorities	393
461413	VAT down payments received	0961 / 0962	CAPITAL, RESERVES AND LIABILITIES C.8.a)	Tax authorities	393
461418	VAT - Other payables	0963 / 0964	CAPITAL, RESERVES AND LIABILITIES C.8.a)	Tax authorities	393
46142	Indirect taxes				
461421	Registration duties	0967 / 0968	CAPITAL, RESERVES AND LIABILITIES C.8.a)	Tax authorities	393
461422	Subscription tax	0969 / 0970	CAPITAL, RESERVES AND LIABILITIES C.8.a)	Tax authorities	393
461428	Other indirect taxes	0975 / 0976	CAPITAL, RESERVES AND LIABILITIES C.8.a)	Tax authorities	393
46148	AED - Other debts	2519 / 2520	CAPITAL, RESERVES AND LIABILITIES C.8.a)	Tax authorities	393
4615	Foreign tax authorities				
46151	Foreign VAT	2521 / 2522	CAPITAL, RESERVES AND LIABILITIES C.8.a)	Tax authorities	393
46158	Other foreign taxes	2523 / 2524	CAPITAL, RESERVES AND LIABILITIES C.8.a)	Tax authorities	393
462	Social security debts and other social securities offices				
4621	Social Security office (CCSS)	0981 / 0982	CAPITAL, RESERVES AND LIABILITIES C.8.b)	Social security authorities	395
4622	Foreign Social Security offices	0983 / 0984	CAPITAL, RESERVES AND LIABILITIES C.8.b)	Social security authorities	395
4628	Other social bodies	0985 / 0986	CAPITAL, RESERVES AND LIABILITIES C.8.b)	Social security authorities	395
47	Other debts				
471	Other debts payable within one year				
4711	Received deposits and guarantees	0991 / 0992	CAPITAL, RESERVES AND LIABILITIES C.8.c)i)	becoming due and payable within one year	399

RCSL Nr. :	B93081	Matricule:	2003 2207 856
------------	--------	------------	---------------

4712	Amounts payable to partners and shareholders (others than from affiliated undertakings)	0999 / 1000	CAPITAL, RESERVES AND LIABILITIES C.8.c)i)	becoming due and payable within one year	399
4713	Amounts payable to directors, managers, statutory auditors and similar	1005 / 1006	CAPITAL, RESERVES AND LIABILITIES C.8.c)i)	becoming due and payable within one year	399
4714	Amounts payable to staff	1007 / 1008	CAPITAL, RESERVES AND LIABILITIES C.8.c)i)	becoming due and payable within one year	399
4715	State - Greenhouse gas and similar emission quotas to be returned or acquired	1017 / 1018	CAPITAL, RESERVES AND LIABILITIES C.8.c)i)	becoming due and payable within one year	399
4716	Loans and similar debts				
47161	Other loans	0273 / 0274	CAPITAL, RESERVES AND LIABILITIES C.8.c)i)	becoming due and payable within one year	399
47162	Lease debts	0265 / 0266	CAPITAL, RESERVES AND LIABILITIES C.8.c)i)	becoming due and payable within one year	399
47163	Life annuities	0275 / 0276	CAPITAL, RESERVES AND LIABILITIES C.8.c)i)	becoming due and payable within one year	399
47168	Other similar debts	0277 / 0278	CAPITAL, RESERVES AND LIABILITIES C.8.c)i)	becoming due and payable within one year	399
4717	Derivative financial instruments	2525 / 2526	CAPITAL, RESERVES AND LIABILITIES C.8.c)i)	becoming due and payable within one year	399
4718	Other miscellaneous debts	1019 / 1020	CAPITAL, RESERVES AND LIABILITIES C.8.c)i)	becoming due and payable within one year	399
472	Other debts payable after more than one year				
4721	Received deposits and guarantees	1023 / 1024	CAPITAL, RESERVES AND LIABILITIES C.8.c)ii)	becoming due and payable after more than one year	401
4722	Amounts payable to partners and shareholders (others than from affiliated undertakings)	1031 / 1032	CAPITAL, RESERVES AND LIABILITIES C.8.c)ii)	becoming due and payable after more than one year	401
4723	Amounts payable to directors, managers, statutory auditors and similar	1037 / 1038	CAPITAL, RESERVES AND LIABILITIES C.8.c)ii)	becoming due and payable after more than one year	401
4724	Amounts payable to staff	1039 / 1040	CAPITAL, RESERVES AND LIABILITIES C.8.c)ii)	becoming due and payable after more than one year	401
4726	Loans and similar debts				
47261	Other loans	0283 / 0284	CAPITAL, RESERVES AND LIABILITIES C.8.c)ii)	becoming due and payable after more than one year	401
47262	Lease debts	0267 / 0268	CAPITAL, RESERVES AND LIABILITIES C.8.c)ii)	becoming due and payable after more than one year	401
47263	Life annuities	0285 / 0286	CAPITAL, RESERVES AND LIABILITIES C.8.c)ii)	becoming due and payable after more than one year	401
47268	Other similar debts	0287 / 0288	CAPITAL, RESERVES AND LIABILITIES C.8.c)ii)	becoming due and payable after more than one year	401
4727	Derivative financial instruments	2527 / 2528	CAPITAL, RESERVES AND LIABILITIES C.8.c)ii)	becoming due and payable after more than one year	401

RCSL Nr. :	B93081	Matricule:	2003 2207 856
------------	--------	------------	---------------

4728	Other miscellaneous debts	1051 / 1052	CAPITAL, RESERVES AND LIABILITIES C.8.c)ii)	becoming due and payable after more than one year	401
48	Deferred charges and income				
481	Deferred charges (on one or more financial years)	1055 / 1056	ASSETS E.	Prepayments	199
482	Deferred income (on one or more financial years)	1057 / 1058	CAPITAL, RESERVES AND LIABILITIES D.	Deferred income	403
483	State - Greenhouse gas and similar emission quotas received	1059 / 1060	CAPITAL, RESERVES AND LIABILITIES D.	Deferred income	403
484	Transitory or suspense accounts - Assets	1061 / 1062	ASSETS E.	Prepayments	199
485	Transitory or suspense accounts - Liabilities	1063 / 1064	CAPITAL, RESERVES AND LIABILITIES D.	Deferred income	403
486	Linking accounts (branches) - Assets	1065 / 1066	ASSETS E.	Prepayments	199
487	Linking accounts (branches) - Liabilities	1067 / 1068	CAPITAL, RESERVES AND LIABILITIES D.	Deferred income	403

### Class 5. FINANCIAL ACCOUNTS

Chart of accounts			Balance sheet		
Account	Name	Fields	Item	Name	Field
50	Transferable securities				
501	Shares in affiliated undertakings	1071 / 1072	ASSETS D.III.1.	Shares in affiliated undertakings	191
502	Own shares or own corporate units	1075 / 1076	ASSETS D.III.2.	Own shares	209
503	Shares in undertakings with which the undertaking is linked by virtue of participating interests	1073 / 1074	ASSETS D.III.3.	Other investments	195
508	Other transferable securities				
5081	Shares - listed securities	1079 / 1080	ASSETS D.III.3.	Other investments	195
5082	Shares - unlisted securities	1081 / 1082	ASSETS D.III.3.	Other investments	195
5083	Debenture loans and other notes issued and repurchased by the company	1083 / 1084	ASSETS D.III.3.	Other investments	195
5084	Listed debenture loans	1085 / 1086	ASSETS D.III.3.	Other investments	195
5085	Unlisted debenture loans	1087 / 1088	ASSETS D.III.3.	Other investments	195
5088	Other miscellaneous transferable securities	1089 / 1090	ASSETS D.III.3.	Other investments	195
51	Cash at bank, in postal cheques accounts, cheques and in hand				
513	Banks and postal cheques accounts (CCP)				
5131	Banks and CCP : available balance	2533 / 2534	ASSETS D.IV.	Cash at bank and in hand	197
5132	Banks and CCP : overdraft	2535 / 2536	CAPITAL, RESERVES AND LIABILITIES C.2.a)	becoming due and payable within one year	357
516	Cash in hand	1105 / 1106	ASSETS D.IV.	Cash at bank and in hand	197
517	Internal transfers				
5171	Internal transfers : debit balance	2537 / 2538	ASSETS D.IV.	Cash at bank and in hand	197
5172	Internal transfers : credit balance	2539 / 2540	CAPITAL, RESERVES AND LIABILITIES C.2.a)	becoming due and payable within one year	357
518	Other cash amounts	1109 / 1110	ASSETS D.IV.	Cash at bank and in hand	197

RCSL Nr. : B93081

Matricule: 2003 2207 856

<b>Class 6. CHARGES ACCOUNTS</b>					
<b>Chart of accounts</b>			<b>Profit and loss account</b>		
<b>Account</b>	<b>Name</b>	<b>Fields</b>	<b>Item</b>	<b>Name</b>	<b>Field</b>
60	Use of merchandise, raw and consumable materials				
601	Purchases of raw materials	1115 / 1116	5.a)	Raw materials and consumables	601
603	Purchases of consumable materials and supplies				
6031	Fuels, gas, water and electricity				
60311	Solid fuels	1123 / 1124	5.a)	Raw materials and consumables	601
60312	Liquid fuels	1125 / 1126	5.a)	Raw materials and consumables	601
60313	Gas	1127 / 1128	5.a)	Raw materials and consumables	601
60314	Water and sewage	2543 / 2544	5.a)	Raw materials and consumables	601
60315	Electricity	1183 / 1184	5.a)	Raw materials and consumables	601
6032	Maintenance supplies	2545 / 2546	5.a)	Raw materials and consumables	601
6033	Workshop, factory and store supplies and small equipment	2547 / 2548	5.a)	Raw materials and consumables	601
6034	Work clothes	2549 / 2550	5.a)	Raw materials and consumables	601
6035	Office and administrative supplies	1135 / 1136	5.a)	Raw materials and consumables	601
6036	Motor fuels	1137 / 1138	5.a)	Raw materials and consumables	601
6037	Lubricants	1139 / 1140	5.a)	Raw materials and consumables	601
6038	Other consumable supplies	1141 / 1142	5.a)	Raw materials and consumables	601
604	Purchases of packaging	1143 / 1144	5.a)	Raw materials and consumables	601
606	Purchases of merchandise and other goods for resale				
6061	Purchases of merchandise	1159 / 1160	5.a)	Raw materials and consumables	601
6062	Purchases of land for resale	1155 / 1156	5.a)	Raw materials and consumables	601
6063	Purchases of buildings for resale	1157 / 1158	5.a)	Raw materials and consumables	601
607	Changes in inventory				
6071	Changes in inventory of raw materials	1163 / 1164	5.a)	Raw materials and consumables	601
6073	Changes in inventory of consumable materials and supplies	2551 / 2552	5.a)	Raw materials and consumables	601
6074	Changes in inventory of packaging	1169 / 1170	5.a)	Raw materials and consumables	601
6076	Changes in inventory of merchandise and other goods for resale				
60761	Merchandise	2553 / 2554	5.a)	Raw materials and consumables	601
60762	Land for resale	2555 / 2556	5.a)	Raw materials and consumables	601
60763	Buildings for resale	2557 / 2558	5.a)	Raw materials and consumables	601
608	Purchases of items included in the production of goods and services				
6081	Services included in the production of goods and services				
60811	Tailoring	1203 / 1204	5.a)	Raw materials and consumables	601
60812	Research and development	1205 / 1206	5.a)	Raw materials and consumables	601
60813	Architects' and engineers' fees	1207 / 1208	5.a)	Raw materials and consumables	601
60814	Outsourcing included in the production of goods and services	2559 / 2560	5.a)	Raw materials and consumables	601
6082	Other purchases of material included in the production of goods and services	1209 / 1210	5.a)	Raw materials and consumables	601
6083	Purchase of greenhouse gas and similar emission quotas	2561 / 2562	5.a)	Raw materials and consumables	601
6088	Other purchases included in the production of goods and services	1211 / 1212	5.a)	Raw materials and consumables	601
609	Rebates, discounts and refunds (RDR) received and not directly deducted from purchases				
6091	RDR on purchases of raw materials	1215 / 1216	5.a)	Raw materials and consumables	601
6093	RDR on purchases of consumable materials and supplies	2563 / 2564	5.a)	Raw materials and consumables	601
6094	RDR on purchases of packaging	1221 / 1222	5.a)	Raw materials and consumables	601
6096	RDR on purchases of merchandise and other goods for resale	2565 / 2566	5.a)	Raw materials and consumables	601

RCSL Nr. :	B93081	Matricule:	2003 2207 856
------------	--------	------------	---------------

6098	RDR on purchases included in the production of goods and services	1227 / 1228	5.a)	Raw materials and consumables	601
6099	Unallocated RDR	1229 / 1230	5.a)	Raw materials and consumables	601
61	Other external charges				
611	Rents and service charges				
6111	Rents and operational leasing for real property				
61111	Land	2569 / 2570	5.b)	Other external expenses	603
61112	Buildings	2571 / 2572	5.b)	Other external expenses	603
6112	Rents and operational leasing on movable property				
61123	Rolling stock	1247 / 1248	5.b)	Other external expenses	603
61128	Other	2575 / 2576	5.b)	Other external expenses	603
6113	Service charges and co-ownership expenses	1249 / 1250	5.b)	Other external expenses	603
6114	Financial leasing on real property	2577 / 2578	5.b)	Other external expenses	603
6115	Financial leasing on movable property				
61153	Rolling stock	1263 / 1264	5.b)	Other external expenses	603
61158	Other	2581 / 2582	5.b)	Other external expenses	603
612	Subcontracting, servicing, repairs and maintenance				
6121	General subcontracting (not included in the production of goods and services)	1269 / 1270	5.b)	Other external expenses	603
6122	Servicing, repairs and maintenance				
61221	Buildings	2585 / 2586	5.b)	Other external expenses	603
61223	Rolling stock	1277 / 1278	5.b)	Other external expenses	603
61228	Other	2587 / 2588	5.b)	Other external expenses	603
613	Remuneration of intermediaries and professional fees				
6131	Commissions and brokerage fees	1285 / 1286	5.b)	Other external expenses	603
6132	IT services	1293 / 1294	5.b)	Other external expenses	603
6133	Banking and similar services				
61332	Loans' issuance expenses	2589 / 2590	5.b)	Other external expenses	603
61333	Bank account charges and bank commissions (included custody fees on securities)	2591 / 2592	5.b)	Other external expenses	603
61334	Charges for electronic means of payment	1303 / 1304	5.b)	Other external expenses	603
61336	Factoring services	1307 / 1308	5.b)	Other external expenses	603
61338	Other banking and similar services (except interest and similar expenses)	2593 / 2594	5.b)	Other external expenses	603
6134	Professional fees				
61341	Legal, litigation and similar fees	2597 / 2598	5.b)	Other external expenses	603
61342	Accounting, tax consulting, auditing and similar fees	2599 / 2600	5.b)	Other external expenses	603
61348	Other professional fees	1321 / 1322	5.b)	Other external expenses	603
6135	Notarial and similar fees	2601 / 2602	5.b)	Other external expenses	603
6138	Other remuneration of intermediaries and professional fees	1327 / 1328	5.b)	Other external expenses	603
614	Insurance premiums				
6141	Insurance for assets				
61411	Buildings	1333 / 1334	5.b)	Other external expenses	603
61412	Rolling stock	1335 / 1336	5.b)	Other external expenses	603
61418	Other	2603 / 2604	5.b)	Other external expenses	603
6142	Insurance on rented assets	1341 / 1342	5.b)	Other external expenses	603
6143	Transport insurance	1343 / 1344	5.b)	Other external expenses	603
6144	Business risk insurance	1351 / 1352	5.b)	Other external expenses	603
6145	Customers credit insurance	1353 / 1354	5.b)	Other external expenses	603
6146	Third-party insurance	1355 / 1356	5.b)	Other external expenses	603
6148	Other insurances	1357 / 1358	5.b)	Other external expenses	603
615	Marketing and communication costs				
6151	Marketing and advertising costs				
61511	Press advertising	1363 / 1364	5.b)	Other external expenses	603
61512	Samples	1365 / 1366	5.b)	Other external expenses	603
61513	Fairs and exhibitions	1367 / 1368	5.b)	Other external expenses	603
61514	Gifts to customers	1369 / 1370	5.b)	Other external expenses	603
61515	Catalogues, printed materials and publications	1371 / 1372	5.b)	Other external expenses	603

RCSL Nr. :	B93081	Matricule:	2003 2207 856
------------	--------	------------	---------------

61516	Donations	1373 / 1374	5.b)	Other external expenses	603
61517	Sponsorship	1375 / 1376	5.b)	Other external expenses	603
61518	Other purchases of advertising services	1377 / 1378	5.b)	Other external expenses	603
6152	Travel and entertainment expenses				
61521	Travel expenses				
615211	Management (if appropriate owner and partner)	1383 / 1384	5.b)	Other external expenses	603
615212	Staff	1385 / 1386	5.b)	Other external expenses	603
61522	Relocation expenses	1387 / 1388	5.b)	Other external expenses	603
61523	Business assignments	1389 / 1390	5.b)	Other external expenses	603
61524	Receptions and entertainment costs	1391 / 1392	5.b)	Other external expenses	603
6153	Postal charges and telecommunication costs				
61531	Postal charges	1395 / 1396	5.b)	Other external expenses	603
61532	Telecommunication costs	1397 / 1398	5.b)	Other external expenses	603
616	Transportation of goods and collective staff transportation				
6161	Transportation of purchased goods	1403 / 1404	5.b)	Other external expenses	603
6162	Transportation of sold goods	1405 / 1406	5.b)	Other external expenses	603
6165	Collective staff transportation	1411 / 1412	5.b)	Other external expenses	603
6168	Other transportation	2605 / 2606	5.b)	Other external expenses	603
617	External staff of the company				
6171	Temporary staff	1417 / 1418	5.b)	Other external expenses	603
6172	External staff on secondment	1419 / 1420	5.b)	Other external expenses	603
618	Miscellaneous external charges				
6181	Documentation	1423 / 1424	5.b)	Other external expenses	603
6182	Costs of training, symposiums, seminars, conferences	1429 / 1430	5.b)	Other external expenses	603
6183	Industrial and non-industrial waste treatment	2953 / 2954	5.b)	Other external expenses	603
6184	Fuels, gas, water and electricity (not included in the production of goods and services)				
61841	Solid fuels	2609 / 2610	5.b)	Other external expenses	603
61842	Liquid fuels (oil, motor fuel, etc.)	2611 / 2612	5.b)	Other external expenses	603
61843	Gas	1185 / 1186	5.b)	Other external expenses	603
61844	Water and waste water	2613 / 2614	5.b)	Other external expenses	603
61845	Electricity	2615 / 2616	5.b)	Other external expenses	603
6185	Supplies and small equipment				
61851	Office supplies	1189 / 1190	5.b)	Other external expenses	603
61852	Small equipment	2617 / 2618	5.b)	Other external expenses	603
61853	Work clothes	2619 / 2620	5.b)	Other external expenses	603
61854	Maintenance supplies	2621 / 2622	5.b)	Other external expenses	603
61858	Other	2623 / 2624	5.b)	Other external expenses	603
6186	Surveillance and security charges	1437 / 1438	5.b)	Other external expenses	603
6187	Contributions to professional associations	1439 / 1440	5.b)	Other external expenses	603
6188	Other miscellaneous external charges	1441 / 1442	5.b)	Other external expenses	603
619	Rebates, discounts and refunds received on other external charges	1443 / 1444	5.b)	Other external expenses	603
62	Staff expenses				
621	Staff remuneration				
6211	Gross wages				
62111	Base wages	1451 / 1452	6.a)	Wages and salaries	607
62112	Wage supplements				
621121	Sunday	1455 / 1456	6.a)	Wages and salaries	607
621122	Public holidays	1457 / 1458	6.a)	Wages and salaries	607
621123	Overtime	1459 / 1460	6.a)	Wages and salaries	607
621128	Other supplements	1461 / 1462	6.a)	Wages and salaries	607
62114	Incentives, bonuses and commissions	1465 / 1466	6.a)	Wages and salaries	607
62115	Benefits in kind	1467 / 1468	6.a)	Wages and salaries	607
62116	Severance pay	1469 / 1470	6.a)	Wages and salaries	607
62117	Survivor's pay	1471 / 1472	6.a)	Wages and salaries	607
6218	Other benefits	2625 / 2626	6.a)	Wages and salaries	607

RCSL Nr. :	B93081	Matricule:	2003 2207 856
------------	--------	------------	---------------

6219	Refunds on wages paid	1475 / 1476	6.a)	Wages and salaries	607
622	Other staff remuneration				
6221	Students	1485 / 1486	6.a)	Wages and salaries	607
6222	Casual workers	1487 / 1488	6.a)	Wages and salaries	607
6228	Other	1489 / 1490	6.a)	Wages and salaries	607
623	Social security costs (employer's share)				
6231	Social security on pensions	2627 / 2628	6.b)i)	relating to pensions	653
6232	Other social security costs (including illness, accidents, a.s.o.)	2629 / 2630	6.b)ii)	other social security costs	655
624	Other staff expenses				
6241	Complementary pensions				
62411	Premiums for external pensions funds	1511 / 1512	6.c)	Other staff costs	613
62412	Changes to provisions for complementary pensions	1513 / 1514	6.c)	Other staff costs	613
62413	Withholding tax on complementary pensions	1515 / 1516	6.c)	Other staff costs	613
62414	Insolvency insurance premiums	1517 / 1518	6.c)	Other staff costs	613
62415	Complementary pensions paid by the employer	1519 / 1520	6.c)	Other staff costs	613
6248	Other staff expenses not mentioned above	2633 / 2634	6.c)	Other staff costs	613
63	Allocations to value adjustments (AVA) and fair value adjustments (FVA) on formation expenses, intangible, tangible and current assets (except transferable securities)				
631	AVA on formation expenses and similar expenses				
6311	AVA on set-up and start-up costs	2635 / 2636	7.a)	in respect of formation expenses and of tangible and intangible fixed assets	659
6313	AVA on expenses for capital increases and various operations (mergers, demergers, changes of legal form)	1535 / 1536	7.a)	in respect of formation expenses and of tangible and intangible fixed assets	659
6314	AVA on loan-issuance expenses	1537 / 1538	7.a)	in respect of formation expenses and of tangible and intangible fixed assets	659
6318	AVA on other similar expenses	1539 / 1540	7.a)	in respect of formation expenses and of tangible and intangible fixed assets	659
632	AVA on intangible fixed assets				
6321	AVA on development costs	2637 / 2638	7.a)	in respect of formation expenses and of tangible and intangible fixed assets	659
6322	AVA on concessions, patents, licences, trademarks and similar rights and assets	1545 / 1546	7.a)	in respect of formation expenses and of tangible and intangible fixed assets	659
6323	AVA on goodwill acquired for consideration	1547 / 1548	7.a)	in respect of formation expenses and of tangible and intangible fixed assets	659
6324	AVA on down payments and intangible fixed assets under development	1549 / 1550	7.a)	in respect of formation expenses and of tangible and intangible fixed assets	659
633	AVA on tangible fixed assets and fair value adjustments (FVA) on investment properties				
6331	AVA on land, fittings-out and buildings and FVA on investment properties				
63311	AVA on land	1555 / 1556	7.a)	in respect of formation expenses and of tangible and intangible fixed assets	659
63312	AVA on fixtures and fittings-out of land	1557 / 1558	7.a)	in respect of formation expenses and of tangible and intangible fixed assets	659
63313	AVA on buildings	1559 / 1560	7.a)	in respect of formation expenses and of tangible and intangible fixed assets	659
63314	AVA on fixtures and fittings-out of buildings	2639 / 2640	7.a)	in respect of formation expenses and of tangible and intangible fixed assets	659
63315	FVA on investment properties	2641 / 2642	7.a)	in respect of formation expenses and of tangible and intangible fixed assets	659
6332	AVA on plant and machinery	1561 / 1562	7.a)	in respect of formation expenses and of tangible and intangible fixed assets	659
6333	AVA on other fixtures and fittings, tools and equipment (including rolling stock)	1563 / 1564	7.a)	in respect of formation expenses and of tangible and intangible fixed assets	659
6334	AVA on down payments and tangible fixed assets under development	1565 / 1566	7.a)	in respect of formation expenses and of tangible and intangible fixed assets	659
634	AVA on inventories				
6341	AVA on inventories of raw materials and consumables	1569 / 1570	7.b)	in respect of current assets	661
6342	AVA on inventories of work and contracts in progress	1571 / 1572	7.b)	in respect of current assets	661
6343	AVA on inventories of goods	1573 / 1574	7.b)	in respect of current assets	661
6344	AVA on inventories of merchandise and other goods for resale	1575 / 1576	7.b)	in respect of current assets	661

RCSL Nr. :	B93081	Matricule:	2003 2207 856
------------	--------	------------	---------------

6345	AVA on down payments on inventories	1577 / 1578	7.b)	in respect of current assets	661
635	AVA and FVA on receivables from current assets				
6351	AVA on trade receivables	1581 / 1582	7.b)	in respect of current assets	661
6352	AVA on amounts owed by affiliated undertakings and undertakings with which the undertaking is linked by virtue of participating interests	1583 / 1584	7.b)	in respect of current assets	661
6353	AVA on other receivables	1585 / 1586	7.b)	in respect of current assets	661
6354	FVA on receivables from current assets	2643 / 2644	7.b)	in respect of current assets	661
64	Other operating charges				
641	Fees and royalties for concessions, patents, licences, trademarks and similar rights and assets				
6411	Concessions	1591 / 1592	8.	Other operating expenses	621
6412	Patents	1593 / 1594	8.	Other operating expenses	621
6413	Software licences	1595 / 1596	8.	Other operating expenses	621
6414	Trademarks and franchise	1597 / 1598	8.	Other operating expenses	621
6415	Similar rights and assets				
64151	Copyrights and reproduction rights	1601 / 1602	8.	Other operating expenses	621
64158	Other similar rights and assets	1603 / 1604	8.	Other operating expenses	621
642	Indemnities, damages and interest	2645 / 2646	8.	Other operating expenses	621
643	Attendance fees, director's fees and similar remuneration				
6431	Attendance fees	1607 / 1608	8.	Other operating expenses	621
6432	Director's fees	1609 / 1610	8.	Other operating expenses	621
6438	Other similar remuneration	2649 / 2650	8.	Other operating expenses	621
644	Loss on disposal of intangible and tangible fixed assets				
6441	Loss on disposal of intangible fixed assets				
64411	Book value of yielded intangible fixed assets	2655 / 2656	8.	Other operating expenses	621
64412	Disposal proceeds of intangible fixed assets	2657 / 2658	8.	Other operating expenses	621
6442	Loss on disposal of tangible fixed assets				
64421	Book value of yielded tangible fixed assets	1763 / 1764	8.	Other operating expenses	621
64422	Disposal proceeds of tangible fixed assets	2661 / 2662	8.	Other operating expenses	621
645	Losses on bad debts				
6451	Trade receivables	1613 / 1614	8.	Other operating expenses	621
6452	Amounts owed by affiliated undertakings	2663 / 2664	8.	Other operating expenses	621
6453	Amounts owed by undertakings with which the undertaking is linked by virtue of participating interests	2665 / 2666	8.	Other operating expenses	621
6454	Other receivables	1617 / 1618	8.	Other operating expenses	621
646	Taxes, duties and similar expenses				
6461	Real property tax	1621 / 1622	8.	Other operating expenses	621
6462	Non-refundable VAT	1623 / 1624	8.	Other operating expenses	621
6463	Duties on imported merchandise	1625 / 1626	8.	Other operating expenses	621
6464	Excise duties on production and tax on consumption	1633 / 1634	8.	Other operating expenses	621
6465	Registration fees, stamp duties and mortgage duties				
64651	Registration fees	1637 / 1638	8.	Other operating expenses	621
64658	Other registration fees, stamp duties and mortgage duties	2667 / 2668	8.	Other operating expenses	621
6466	Motor-vehicle taxes	1647 / 1648	8.	Other operating expenses	621
6467	Bar licence tax	1649 / 1650	8.	Other operating expenses	621
6468	Other duties and taxes	1651 / 1652	8.	Other operating expenses	621
647	Allocations to tax-exempt capital gains	1655 / 1656	8.	Other operating expenses	621
648	Other miscellaneous operating charges				
6481	Fines, sanctions and penalties	1791 / 1792	8.	Other operating expenses	621
6488	Miscellaneous operating charges	2671 / 2672	8.	Other operating expenses	621
649	Allocations to provisions				
6491	Allocations to tax provisions	1653 / 1654	8.	Other operating expenses	621
6492	Allocations to operating provisions	1659 / 1660	8.	Other operating expenses	621
65	Financial charges				
651	Allocations to value adjustments (AVA) and fair-value adjustments (FVA) of financial fixed assets				
6511	AVA on financial fixed assets				

RCSL Nr. :	B93081	Matricule:	2003 2207 856
------------	--------	------------	---------------

65111	AVA on shares in affiliated undertakings	1667 / 1668	13.	Value adjustments in respect of financial assets and of investments held as current assets	665
65112	AVA on amounts owed by affiliated undertakings	1669 / 1670	13.	Value adjustments in respect of financial assets and of investments held as current assets	665
65113	AVA on participating interests	1671 / 1672	13.	Value adjustments in respect of financial assets and of investments held as current assets	665
65114	AVA on amounts owed by undertakings with which the undertaking is linked by virtue of participating interests	1673 / 1674	13.	Value adjustments in respect of financial assets and of investments held as current assets	665
65115	AVA on securities held as fixed assets	1675 / 1676	13.	Value adjustments in respect of financial assets and of investments held as current assets	665
65116	AVA on loans, deposits and claims held as fixed assets	1677 / 1678	13.	Value adjustments in respect of financial assets and of investments held as current assets	665
6512	FVA on financial fixed assets	1681 / 1682	13.	Value adjustments in respect of financial assets and of investments held as current assets	665
652	Charges and loss of disposal of financial fixed assets				
6521	Charges of financial fixed assets				
65211	Shares in affiliated undertakings	2679 / 2680	14.a)	concerning affiliated undertakings	629
65212	Amounts owed by affiliated undertakings		14.a)	concerning affiliated undertakings	629
65213	Participating interests	2683 / 2684	14.b)	other interest and similar expenses	631
65214	Amounts owed by undertakings with which the undertaking is linked by virtue of participating interests		14.b)	other interest and similar expenses	631
65215	Securities held as fixed assets		14.b)	other interest and similar expenses	631
65216	Loans, deposits and claims held as fixed assets	2689 / 2690	14.b)	other interest and similar expenses	631
6522	Loss on disposal of financial fixed assets				
65221	Loss on disposal of shares in affiliated undertakings				
652211	Book value of yielded shares in affiliated undertakings	2695 / 2696	14.a)	concerning affiliated undertakings	629
652212	Disposal proceeds of shares in affiliated undertakings	2697 / 2698	14.a)	concerning affiliated undertakings	629
65222	Loss on disposal of amounts owed by affiliated undertakings				
652221	Book value of yielded amounts owed by affiliated undertakings	2701 / 2702	14.a)	concerning affiliated undertakings	629
652222	Disposal proceeds of amounts owed by affiliated undertakings	2703 / 2704	14.a)	concerning affiliated undertakings	629
65223	Loss on disposal of participating interests				
652231	Book value of yielded participating interests	2707 / 2708	14.b)	other interest and similar expenses	631
652232	Disposal proceeds of participating interests	2709 / 2710	14.b)	other interest and similar expenses	631
65224	Loss on disposal of amounts owed by undertakings with which the undertaking is linked by virtue of participating interests				
652241	Book value of yielded amounts owed by undertakings with which the undertaking is linked by virtue of participating interests	2713 / 2714	14.b)	other interest and similar expenses	631
652242	Disposal proceeds of amounts owed by undertakings with which the undertaking is linked by virtue of participating interests	2715 / 2716	14.b)	other interest and similar expenses	631
65225	Loss on disposal of securities held as fixed assets				
652251	Book value of yielded securities held as fixed assets	2719 / 2720	14.b)	other interest and similar expenses	631
652252	Disposal proceeds of securities held as fixed assets	2721 / 2722	14.b)	other interest and similar expenses	631
65226	Loss on disposal of loans, deposits and claims held as fixed assets				
652261	Book value of yielded loans, deposits and claims held as fixed assets	2725 / 2726	14.b)	other interest and similar expenses	631
652262	Disposal proceeds of loans, deposits and claims held as fixed assets	2727 / 2728	14.b)	other interest and similar expenses	631
653	Allocations to value adjustment (AVA) and fair-value adjustments (FVA) on transferable securities				
6531	AVA on transferable securities				
65311	AVA on shares in affiliated undertakings	1687 / 1688	13.	Value adjustments in respect of financial assets and of investments held as current assets	665
65312	AVA on own shares or own corporate units	1691 / 1692	13.	Value adjustments in respect of financial assets and of investments held as current assets	665
65313	AVA on shares in undertakings with which the undertaking is linked by virtue of participating interests	1689 / 1690	13.	Value adjustments in respect of financial assets and of investments held as current assets	665
65318	AVA on other transferable securities	1693 / 1694	13.	Value adjustments in respect of financial assets and of investments held as current assets	665

RCSL Nr. :	B93081	Matricule:	2003 2207 856
------------	--------	------------	---------------

6532	FVA on transferable securities	2731 / 2732	13.	Value adjustments in respect of financial assets and of investments held as current assets	665
654	Loss on disposal of receivables and transferable securities from current assets				
6541	Loss on disposal of receivables from current assets				
65411	From affiliated undertakings	2737 / 2738	14.a)	concerning affiliated undertakings	629
65412	From undertakings with which the undertaking is linked by virtue of participating interests	2739 / 2740	14.b)	other interest and similar expenses	631
65413	from other receivables from current assets	2741 / 2742	14.b)	other interest and similar expenses	631
6542	Loss on disposal of transferable securities				
65421	Shares in affiliated undertakings	1703 / 1704	14.a)	concerning affiliated undertakings	629
65422	Own shares or corporate units	1707 / 1708	14.b)	other interest and similar expenses	631
65423	Shares in in undertakings with which the undertaking is linked by virtue of participating interests	1705 / 1706	14.b)	other interest and similar expenses	631
65428	Other transferable securities	1709 / 1710	14.b)	other interest and similar expenses	631
655	Interest and discounts				
6551	Interest on debenture loans				
65511	Interest on debenture loans - affiliated undertakings	2743 / 2744	14.a)	concerning affiliated undertakings	629
65512	Interest on debenture loans - other	2745 / 2746	14.b)	other interest and similar expenses	631
6552	Banking and similar interest				
65521	Banking interest on current accounts	1721 / 1722	14.b)	other interest and similar expenses	631
65522	Banking interest on financing operations	1723 / 1724	14.b)	other interest and similar expenses	631
65523	Interest on financial leases				
655231	Interest on financial leases - affiliated undertakings	2747 / 2748	14.a)	concerning affiliated undertakings	629
655232	Interest on financial leases - other	2749 / 2750	14.b)	other interest and similar expenses	631
6553	Interest on trade payables	1727 / 1728	14.b)	other interest and similar expenses	631
6554	Interest payable to affiliated undertakings and undertakings with which the undertaking is linked by virtue of participating interests				
65541	Interest payable to affiliated undertakings	2751 / 2752	14.a)	concerning affiliated undertakings	629
65542	Interest payable to undertakings with which the undertaking is linked by virtue of participating interests	2753 / 2754	14.b)	other interest and similar expenses	631
6555	Discounts and charges on bills of exchange				
65551	Discounts and charges on bills of exchange - affiliated undertakings	2755 / 2756	14.a)	concerning affiliated undertakings	629
65552	Discounts and charges on bills of exchange - other	2757 / 2758	14.b)	other interest and similar expenses	631
6556	Granted discounts				
65561	Granted discounts - affiliated undertakings	2759 / 2760	14.a)	concerning affiliated undertakings	629
65562	Granted discounts - other	2761 / 2762	14.b)	other interest and similar expenses	631
6558	Interest payable on other loans and debts				
65581	Interest payable on other loans and debts - affiliated undertakings	2763 / 2764	14.a)	concerning affiliated undertakings	629
65582	Interest payable on other loans and debts - other	2765 / 2766	14.b)	other interest and similar expenses	631
656	Foreign currency exchange losses				
6561	Foreign currency exchange losses - affiliated undertakings	2767 / 2768	14.a)	concerning affiliated undertakings	629
6562	Foreign currency exchange losses - other	2769 / 2770	14.b)	other interest and similar expenses	631
657	Share in the losses of undertakings accounted for under the equity method	1739 / 1740	12.	Share of profit or loss of undertakings accounted for under the equity method	663
658	Other financial charges				
6581	Other financial charges - affiliated undertakings	2771 / 2772	14.a)	concerning affiliated undertakings	629
6582	Other financial charges - other	2773 / 2774	14.b)	other interest and similar expenses	631
659	Allocations to financial provisions				
6591	Allocations to financial provisions - affiliated undertakings	2775 / 2776	14.a)	concerning affiliated undertakings	629
6592	Allocations to financial provisions - other	2777 / 2778	14.b)	other interest and similar expenses	631
67	Income taxes				
671	Corporate income tax (CIT)				
6711	CIT - current financial year	1805 / 1806	15.	Tax on profit or loss	635
6712	CIT - previous financial years	1807 / 1808	15.	Tax on profit or loss	635
672	Municipal business tax				
6721	MBT - current financial year	1811 / 1812	15.	Tax on profit or loss	635

RCSL Nr. :	B93081	Matricule:	2003 2207 856
------------	--------	------------	---------------

6722	MBT - previous financial years	1813 / 1814	15.	Tax on profit or loss	635
673	Foreign income taxes				
6731	Withholding taxes	1817 / 1818	15.	Tax on profit or loss	635
6732	Taxes levied on permanent establishments				
67321	Current financial year	1821 / 1822	15.	Tax on profit or loss	635
67322	Previous financial years	1823 / 1824	15.	Tax on profit or loss	635
6733	Taxes levied on non-resident undertakings	1825 / 1826	15.	Tax on profit or loss	635
6738	Other foreign income taxes	1827 / 1828	15.	Tax on profit or loss	635
679	Allocations to provisions for deferred taxes	1829 / 1830	15.	Tax on profit or loss	635
68	Other taxes not included in the previous caption				
681	Net wealth tax (NWT)				
6811	NWT - current financial year	1839 / 1840	17.	Other taxes not shown under items 1 to 16	637
6812	NWT - previous financial years	1841 / 1842	17.	Other taxes not shown under items 1 to 16	637
682	Subscription tax	1843 / 1844	17.	Other taxes not shown under items 1 to 16	637
683	Foreign taxes	1845 / 1846	17.	Other taxes not shown under items 1 to 16	637
688	Other taxes	1847 / 1848	17.	Other taxes not shown under items 1 to 16	637

**Class 7. INCOME ACCOUNTS**

Chart of accounts			Profit and loss account		
Account	Name	Fields	Item	Name	Field
70	Net turnover				
702	Sales of goods				
7021	Sales of finished goods	1861 / 1862	1.	Net turnover	701
7022	Sales of semi-finished goods	1863 / 1864	1.	Net turnover	701
7023	Sales of residual products	1865 / 1866	1.	Net turnover	701
7029	Sales of work in progress	2781 / 2782	1.	Net turnover	701
703	Sales of services				
7031	Fees and royalties for concessions, patents, licences, trademarks and similar rights and assets				
70311	Concessions	2787 / 2788	1.	Net turnover	701
70312	Patents	2789 / 2790	1.	Net turnover	701
70313	Software licences	2791 / 2792	1.	Net turnover	701
70314	Trademarks and franchises	2793 / 2794	1.	Net turnover	701
70315	Similar rights and assets				
703151	Copyrights and reproduction rights	2797 / 2798	1.	Net turnover	701
703158	Other similar rights and assets	2799 / 2800	1.	Net turnover	701
7032	Rental income				
70321	Rental income from real property	1883 / 1884	1.	Net turnover	701
70322	Rental income from movable property	1885 / 1886	1.	Net turnover	701
7033	Sales of services not mentioned above	1875 / 1876	1.	Net turnover	701
7039	Sales of services in the course of completion	2801 / 2802	1.	Net turnover	701
704	Sales of packaging	1887 / 1888	1.	Net turnover	701
705	Commissions and brokerage fees	1879 / 1880	1.	Net turnover	701
706	Sales of merchandise and other goods for resale				
7061	Sales of merchandise	1869 / 1870	1.	Net turnover	701
7062	Sales of land resale	2803 / 2804	1.	Net turnover	701
7063	Sales of buildings for resale	2805 / 2806	1.	Net turnover	701
708	Other components of turnover	1877 / 1878	1.	Net turnover	701
709	Rebates, discounts and refunds (RDR) granted and not immediately deducted from sales				
7092	RDR on sales of goods	2807 / 2808	1.	Net turnover	701
7093	RDR on sales of services	1903 / 1904	1.	Net turnover	701

RCSL Nr. :	B93081	Matricule:	2003 2207 856
------------	--------	------------	---------------

7094	RDR on sales of packages	2809 / 2810	1.	Net turnover	701
7095	RDR on commissions and brokerage fees	2811 / 2812	1.	Net turnover	701
7096	RDR on sales of merchandise and other goods for resale	1901 / 1902	1.	Net turnover	701
7098	RDR on other components of turnover	1905 / 1906	1.	Net turnover	701
7099	Not allocated rebates, discounts and refunds	2813 / 2814	1.	Net turnover	701
71	Change in inventories of goods and of work in progress				
711	Change in inventories of work and contracts in progress				
7111	Change in inventories of work in progress	1911 / 1912	2.	Variation in stocks of finished goods and in work in progress	703
7112	Change in inventories: contracts in progress - goods	1913 / 1914	2.	Variation in stocks of finished goods and in work in progress	703
7113	Change in inventories: contracts in progress - services	1915 / 1916	2.	Variation in stocks of finished goods and in work in progress	703
7114	Change in inventories: buildings under construction	1917 / 1918	2.	Variation in stocks of finished goods and in work in progress	703
712	Change in inventories of goods				
7121	Change in inventories of finished goods	1921 / 1922	2.	Variation in stocks of finished goods and in work in progress	703
7122	Change in inventories of semi-finished goods	1923 / 1924	2.	Variation in stocks of finished goods and in work in progress	703
7123	Change in inventories of residual goods	1925 / 1926	2.	Variation in stocks of finished goods and in work in progress	703
72	Capitalised production				
721	Intangible fixed assets				
7211	Development costs	1935 / 1936	3.	Work performed by the undertaking for its own purposes and capitalised	705
7212	Concessions, patents, licences, trademarks and similar rights and assets				
72121	Concessions	1939 / 1940	3.	Work performed by the undertaking for its own purposes and capitalised	705
72122	Patents	1941 / 1942	3.	Work performed by the undertaking for its own purposes and capitalised	705
72123	Software licences	1943 / 1944	3.	Work performed by the undertaking for its own purposes and capitalised	705
72124	Trademarks and franchises	1945 / 1946	3.	Work performed by the undertaking for its own purposes and capitalised	705
72125	Similar rights and assets				
721251	Copyrights and reproduction rights	1949 / 1950	3.	Work performed by the undertaking for its own purposes and capitalised	705
721258	Other similar rights and assets	1951 / 1952	3.	Work performed by the undertaking for its own purposes and capitalised	705
722	Tangible fixed assets				
7221	Land, fittings and buildings	1955 / 1956	3.	Work performed by the undertaking for its own purposes and capitalised	705
7222	Plant and machinery	1957 / 1958	3.	Work performed by the undertaking for its own purposes and capitalised	705
7223	Other fixtures and fittings, tools and equipment (included motor vehicles)	1959 / 1960	3.	Work performed by the undertaking for its own purposes and capitalised	705
73	Reversals of value adjustments (RVA) on intangible, tangible and current assets (except transferable securities)				
732	RVA on intangible fixed assets				
7321	RVA on development costs	1965 / 1966	7.a)	in respect of formation expenses and of tangible and intangible fixed assets	659
7322	RVA on concessions, patents, licences, trademarks and similar rights and assets	1967 / 1968	7.a)	in respect of formation expenses and of tangible and intangible fixed assets	659
7324	RVA on down payments and intangible fixed assets under development	1971 / 1972	7.a)	in respect of formation expenses and of tangible and intangible fixed assets	659
733	RVA on tangible fixed assets and fair value adjustments (FVA) on investment properties				
7331	RVA on land, fixtures and fittings-out and buildings and FVA on investment properties				
73311	RVA on land	1977 / 1978	7.a)	in respect of formation expenses and of tangible and intangible fixed assets	659
73312	RVA on fixtures and fittings-out of land	1979 / 1980	7.a)	in respect of formation expenses and of tangible and intangible fixed assets	659

RCSL Nr. :	B93081	Matricule:	2003 2207 856
------------	--------	------------	---------------

73313	RVA on buildings	1981 / 1982	7.a)	in respect of formation expenses and of tangible and intangible fixed assets	659
73314	RVA on fixtures and fittings-out of buildings	2815 / 2816	7.a)	in respect of formation expenses and of tangible and intangible fixed assets	659
73315	FVA on investment properties	2817 / 2818	7.a)	in respect of formation expenses and of tangible and intangible fixed assets	659
7332	RVA on plant and machinery	1985 / 1986	7.a)	in respect of formation expenses and of tangible and intangible fixed assets	659
7333	Other fixtures and fittings, tools and equipment (included motor vehicles)	1987 / 1988	7.a)	in respect of formation expenses and of tangible and intangible fixed assets	659
7334	RVA on down payments and tangible fixed assets under development	1989 / 1990	7.a)	in respect of formation expenses and of tangible and intangible fixed assets	659
734	RVA on inventories				
7341	RVA on inventories of raw materials and consumables	1993 / 1994	7.b)	in respect of current assets	661
7342	RVA on inventories of work and contracts in progress	1995 / 1996	7.b)	in respect of current assets	661
7343	RVA on inventories of goods	1997 / 1998	7.b)	in respect of current assets	661
7344	RVA on inventories of merchandise and other goods for resale	1999 / 2000	7.b)	in respect of current assets	661
7345	RVA on down payments on inventories	2001 / 2002	7.b)	in respect of current assets	661
735	RVA and FVA on receivables from current assets				
7351	RVA on trade receivables	2005 / 2006	7.b)	in respect of current assets	661
7352	RVA on amounts owed by affiliated undertakings and undertakings with which the undertaking is linked by virtue of participating interests	2007 / 2008	7.b)	in respect of current assets	661
7353	RVA on other receivables	2009 / 2010	7.b)	in respect of current assets	661
7354	FVA on receivables from current assets	2819 / 2820	7.b)	in respect of current assets	661
74	Other operating income				
741	Fees and royalties for concessions, patents, licences, trademarks and similar rights and assets from ancillary activities				
7411	Concessions	2015 / 2016	4.	Other operating income	713
7412	Patents	2017 / 2018	4.	Other operating income	713
7413	Software licences	2019 / 2020	4.	Other operating income	713
7414	Trademarks and franchises	2021 / 2022	4.	Other operating income	713
7415	Similar rights and assets				
74151	Copyrights and reproduction rights	2025 / 2026	4.	Other operating income	713
74158	Other similar rights and assets	2027 / 2028	4.	Other operating income	713
742	Rental income from ancillary activities				
7421	Rental income on real property	2823 / 2824	4.	Other operating income	713
7422	Rental income on movable property	2825 / 2826	4.	Other operating income	713
743	Attendance fees, director's fees and similar remunerations	2031 / 2032	4.	Other operating income	713
744	Gain of disposal of intangible and tangible fixed assets				
7441	Gain on disposal of intangible fixed assets				
74411	Book value of yielded intangible fixed assets	2831 / 2832	4.	Other operating income	713
74412	Disposal proceeds of intangible fixed assets	2833 / 2834	4.	Other operating income	713
7442	Income of yielded tangible fixed assets				
74421	Book value of yielded tangible fixed assets	2837 / 2838	4.	Other operating income	713
74422	Disposal proceeds of tangible fixed assets	2839 / 2840	4.	Other operating income	713
745	Subsidies for operating activities				
7451	Product subsidies	2035 / 2036	4.	Other operating income	713
7452	Interest subsidies	2037 / 2038	4.	Other operating income	713
7453	Compensatory allowances	2039 / 2040	4.	Other operating income	713
7454	Subsidies in favour of employment development	2041 / 2042	4.	Other operating income	713
7458	Other subsidies for operating activities	2047 / 2048	4.	Other operating income	713
746	Benefits in kind	2841 / 2842	4.	Other operating income	713
747	Reversals of temporarily not taxable capital gains and of investment subsidies				
7471	Temporarily not taxable capital gains not reinvested	2055 / 2056	4.	Other operating income	713
7472	Temporarily not taxable capital gains reinvested	2057 / 2058	4.	Other operating income	713
7473	Capital investment subsidies	2059 / 2060	4.	Other operating income	713

RCSL Nr. :	B93081	Matricule:	2003 2207 856
------------	--------	------------	---------------

748	Other miscellaneous operating income				
7481	Insurance indemnities	2051 / 2052	4.	Other operating income	713
7488	Miscellaneous operating income	2845 / 2846	4.	Other operating income	713
749	Reversals of provisions				
7491	Reversals of provisions for taxes	2849 / 2850	4.	Other operating income	713
7492	Reversals of operating provisions	2063 / 2064	4.	Other operating income	713
75	Financial income				
751	Reversals of value adjustments (RVA) and fair-value adjustments (FVA) on financial fixed assets				
7511	RVA on financial fixed assets				
75111	RVA on shares in affiliated undertakings	2071 / 2072	13.	Value adjustments in respect of financial assets and of investments held as current assets	665
75112	RVA on amounts owed by affiliated undertakings	2073 / 2074	13.	Value adjustments in respect of financial assets and of investments held as current assets	665
75113	RVA on participating interests	2075 / 2076	13.	Value adjustments in respect of financial assets and of investments held as current assets	665
75114	RVA on amounts owed by undertakings with which the company is linked by virtue of participating interests	2077 / 2078	13.	Value adjustments in respect of financial assets and of investments held as current assets	665
75115	RVA on securities held as fixed assets	2079 / 2080	13.	Value adjustments in respect of financial assets and of investments held as current assets	665
75116	RVA on loans, deposits and claims held as fixed assets	2081 / 2082	13.	Value adjustments in respect of financial assets and of investments held as current assets	665
7512	FVA on financial fixed assets	2085 / 2086	13.	Value adjustments in respect of financial assets and of investments held as current assets	665
752	Income and gains from the disposal of financial fixed assets				
7521	Income from financial fixed assets				
75211	Shares in affiliated undertakings		9.a)	derived from affiliated undertakings	717
75212	Amounts owed by affiliated undertakings	2091 / 2092	10.a)	derived from affiliated undertakings	723
75213	Participating interests		9.b)	other income from participating interests	719
75214	Amounts owed by undertakings with which the undertaking is linked by virtue of participating interests		10.b)	other income not included under a)	725
75215	Securities held as fixed assets		10.b)	other income not included under a)	725
75216	Loans, deposits and claims held as fixed assets		10.b)	other income not included under a)	725
7522	Gains from the disposal of financial fixed assets				
75221	Shares in affiliated undertakings				
752211	Book value of yielded shares in affiliated undertakings	2857 / 2858	9.a)	derived from affiliated undertakings	717
752212	Disposal proceeds of shares in affiliated undertakings	2859 / 2860	9.a)	derived from affiliated undertakings	717
75222	Amounts owed by affiliated undertakings				
752221	Book value of yielded amounts owed by affiliated undertakings	2863 / 2864	10.a)	derived from affiliated undertakings	723
752222	Disposal proceeds of amounts owed by affiliated undertakings	2865 / 2866	10.a)	derived from affiliated undertakings	723
75223	Participating interests				
752231	Book value of yielded participating interests	2869 / 2870	9.b)	other income from participating interests	719
752232	Disposal proceeds of participating interests	2871 / 2872	9.b)	other income from participating interests	719
75224	Amounts owed by undertakings with which the undertaking is linked by virtue of participating interests				
752241	Book value of yielded amounts owed by undertakings with which the undertaking is linked by virtue of participating interests	2875 / 2876	10.b)	other income not included under a)	725
752242	Disposal proceeds of amounts owed by undertakings with which the undertaking is linked by virtue of participating interests	2877 / 2878	10.b)	other income not included under a)	725
75225	Securities held as fixed assets				
752251	Book value of yielded securities held as fixed assets	2881 / 2882	10.b)	other income not included under a)	725
752252	Disposal proceeds of securities held as fixed assets	2883 / 2884	10.b)	other income not included under a)	725
75226	Loans, deposits and claims held as fixed assets				
752261	Book value of yielded loans, deposits and claims held as fixed assets	2887 / 2888	10.b)	other income not included under a)	725
752262	Disposal proceed of loans, deposits and claims held as fixed assets	2889 / 2890	10.b)	other income not included under a)	725
753	Reversals of value adjustments (RVA) and fair-value adjustments (FVA) on transferable securities				
7531	RVA on transferable securities				

RC SL Nr. :	B93081	Matricule:	2003 2207 856
-------------	--------	------------	---------------

75311	RVA on shares in affiliated undertakings	2111 / 2112	13.	Value adjustments in respect of financial assets and of investments held as current assets	665
75312	RVA on own shares or corporate units	2115 / 2116	13.	Value adjustments in respect of financial assets and of investments held as current assets	665
75313	RVA on shares in undertakings with which the undertaking is linked by virtue of participating interests	2113 / 2114	13.	Value adjustments in respect of financial assets and of investments held as current assets	665
75318	RVA on other transferable securities	2117 / 2118	13.	Value adjustments in respect of financial assets and of investments held as current assets	665
7532	Fair value adjustments on transferable securities	2893 / 2894	13.	Value adjustments in respect of financial assets and of investments held as current assets	665
754	Gains from the disposal and other income from current receivables and transferable securities of current assets				
7541	Gains from the disposal of receivables from current assets				
75411	on affiliated undertakings	2899 / 2900	11.a)	derived from affiliated undertakings	729
75412	on undertakings with which the undertaking is linked by virtue of participating interests	2901 / 2902	11.b)	other interest and similar income	731
75413	on other current receivables	2903 / 2904	11.b)	other interest and similar income	731
7542	Gains from the disposal of transferable securities				
75421	Shares in affiliated undertakings	2125 / 2126	9.a)	derived from affiliated undertakings	717
75422	Own shares or corporate units	2129 / 2130	10.b)	other income not included under a)	725
75423	Shares in undertakings with which the undertaking is linked by virtue of participating interests	2127 / 2128	9.b)	other income from participating interests	719
75428	Other transferable securities	2131 / 2132	10.b)	other income not included under a)	725
7548	Other income from transferable securities				
75481	Shares in affiliated undertakings	2135 / 2136	9.a)	derived from affiliated undertakings	717
75482	Own shares or corporate units	2139 / 2140	10.b)	other income not included under a)	725
75483	Shares in undertakings with which the undertaking is linked by virtue of participating interests	2137 / 2138	9.b)	other income from participating interests	719
75488	Other transferable securities	2141 / 2142	10.b)	other income not included under a)	725
755	Other interest income from current assets and discounts				
7552	Bank and similar interest				
75521	Interest on bank accounts	2905 / 2906	11.b)	other interest and similar income	731
75523	Interest on financial leases				
755231	from affiliated undertakings	2907 / 2908	11.a)	derived from affiliated undertakings	729
755232	from other	2909 / 2910	11.b)	other interest and similar income	731
7553	Interest on trade receivables	2153 / 2154	11.b)	other interest and similar income	731
7554	Interest on amounts owed by affiliated undertakings and undertakings with which the undertaking is linked by virtue of participating interests				
75541	Interest on amounts owed by affiliated undertakings	2911 / 2912	11.a)	derived from affiliated undertakings	729
75542	Interest on amounts owed by undertakings with which the undertaking is linked by virtue of participating interests	2913 / 2914	11.b)	other interest and similar income	731
7555	Discounts on bills of exchange				
75551	Discounts on bills of exchange - affiliated undertakings	2915 / 2916	11.a)	derived from affiliated undertakings	729
75552	Discounts on bills of exchange - other	2917 / 2918	11.b)	other interest and similar income	731
7556	Discounts received				
75561	Discounts received - affiliated undertakings	2919 / 2920	11.a)	derived from affiliated undertakings	729
75562	Discounts received - other	2921 / 2922	11.b)	other interest and similar income	731
7558	Interest on other amounts receivable				
75581	Interest on other amounts receivable - affiliated undertakings	2923 / 2924	11.a)	derived from affiliated undertakings	729
75582	Interest on other amounts receivable - other	2925 / 2926	11.b)	other interest and similar income	731
756	Foreign currency exchange gains				
7561	Foreign currency exchange gains - affiliated undertakings	2927 / 2928	11.a)	derived from affiliated undertakings	729
7562	Foreign currency exchange gains - other	2929 / 2930	11.b)	other interest and similar income	731
757	Share of profit from undertakings accounted for under the equity method	2165 / 2166	12.	Share of profit or loss of undertakings accounted for under the equity method	663
758	Other financial income				
7581	Other financial income - affiliated undertakings	2931 / 2932	11.a)	derived from affiliated undertakings	729
7582	Other financial income - other	2933 / 2934	11.b)	other interest and similar income	731
759	Reversals of financial provisions				
7591	Reversals of financial provisions - affiliated undertakings	2935 / 2936	11.a)	derived from affiliated undertakings	729

RCSL Nr. :	B93081	Matricule:	2003 2207 856
------------	--------	------------	---------------

7592	Reversals of financial provisions - other	2937 / 2938	11.b)	other interest and similar income	731
77	Adjustments of income taxes				
771	Adjustments of corporate income tax (CIT)	2233 / 2234	15.	Tax on profit or loss	635
772	Adjustments of municipal business tax (MBT)	2235 / 2236	15.	Tax on profit or loss	635
773	Adjustments of foreign income taxes	2237 / 2238	15.	Tax on profit or loss	635
779	Reversals of provisions for deferred taxes	2239 / 2240	15.	Tax on profit or loss	635
78	Adjustments of other taxes not included in the previous caption				
781	Adjustments of net wealth tax (NWT)	2247 / 2248	17.	Other taxes not shown under items 1 to 16	637
782	Adjustments of subscription tax	2249 / 2250	17.	Other taxes not shown under items 1 to 16	637
783	Adjustments of foreign taxes	2251 / 2252	17.	Other taxes not shown under items 1 to 16	637
788	Adjustments of other taxes	2253 / 2254	17.	Other taxes not shown under items 1 to 16	637

**Annex N° 1 - Class 1 : Details of the account 106 "Account of the owner or the co-owners"**

Chart of accounts			Balance sheet		
Account	Name	Fields	Item	Name	Field
106	Account of the owner or the co-owners				
1061	Withdrawals for the owner's or the co-owners' personal use				
10611	Cash withdrawals (daily life)	2263 / 2264	CAPITAL, RESERVES AND LIABILITIES A.I.	Subscribed capital	303
10612	Withdrawals of merchandise, finished products and services (at cost)	2265 / 2266	CAPITAL, RESERVES AND LIABILITIES A.I.	Subscribed capital	303
10613	Private share of medical services expenses	2267 / 2268	CAPITAL, RESERVES AND LIABILITIES A.I.	Subscribed capital	303
10614	Private insurance premiums				
106141	Life insurance	2271 / 2272	CAPITAL, RESERVES AND LIABILITIES A.I.	Subscribed capital	303
106142	Accident insurance	2273 / 2274	CAPITAL, RESERVES AND LIABILITIES A.I.	Subscribed capital	303
106143	Fire insurance	2275 / 2276	CAPITAL, RESERVES AND LIABILITIES A.I.	Subscribed capital	303
106144	Third-party insurance	2277 / 2278	CAPITAL, RESERVES AND LIABILITIES A.I.	Subscribed capital	303
106145	Full coverage insurance	2279 / 2280	CAPITAL, RESERVES AND LIABILITIES A.I.	Subscribed capital	303
106148	Other private insurance premiums	2281 / 2282	CAPITAL, RESERVES AND LIABILITIES A.I.	Subscribed capital	303
10615	Contributions				
106151	Social Security	2285 / 2286	CAPITAL, RESERVES AND LIABILITIES A.I.	Subscribed capital	303
106152	Child benefit office	2287 / 2288	CAPITAL, RESERVES AND LIABILITIES A.I.	Subscribed capital	303
106153	Health insurance funds	2289 / 2290	CAPITAL, RESERVES AND LIABILITIES A.I.	Subscribed capital	303
106154	Death and other health insurance funds	2291 / 2292	CAPITAL, RESERVES AND LIABILITIES A.I.	Subscribed capital	303

RC SL Nr. :	B93081	Matricule:	2003 2207 856
-------------	--------	------------	---------------

106158	Other contributions	2293 / 2294	CAPITAL, RESERVES AND LIABILITIES A.I.	Subscribed capital	303
10616	In kind withdrawals (personal share of operating costs)				
106161	Wages	2297 / 2298	CAPITAL, RESERVES AND LIABILITIES A.I.	Subscribed capital	303
106162	Rent	2299 / 2300	CAPITAL, RESERVES AND LIABILITIES A.I.	Subscribed capital	303
106163	Heating, gas, electricity	2301 / 2302	CAPITAL, RESERVES AND LIABILITIES A.I.	Subscribed capital	303
106164	Water	2303 / 2304	CAPITAL, RESERVES AND LIABILITIES A.I.	Subscribed capital	303
106165	Telephone	2305 / 2306	CAPITAL, RESERVES AND LIABILITIES A.I.	Subscribed capital	303
106166	Car	2307 / 2308	CAPITAL, RESERVES AND LIABILITIES A.I.	Subscribed capital	303
106168	Other in kind withdrawals	2309 / 2310	CAPITAL, RESERVES AND LIABILITIES A.I.	Subscribed capital	303
10617	Acquisitions				
106171	Private furniture	2313 / 2314	CAPITAL, RESERVES AND LIABILITIES A.I.	Subscribed capital	303
106172	Private car	2315 / 2316	CAPITAL, RESERVES AND LIABILITIES A.I.	Subscribed capital	303
106173	Private held securities	2317 / 2318	CAPITAL, RESERVES AND LIABILITIES A.I.	Subscribed capital	303
106174	Private buildings	2319 / 2320	CAPITAL, RESERVES AND LIABILITIES A.I.	Subscribed capital	303
106178	Other acquisitions	2321 / 2322	CAPITAL, RESERVES AND LIABILITIES A.I.	Subscribed capital	303
10618	Taxes				
106181	Income tax paid	2325 / 2326	CAPITAL, RESERVES AND LIABILITIES A.I.	Subscribed capital	303
106183	Municipal business tax - payment in arrears	2329 / 2330	CAPITAL, RESERVES AND LIABILITIES A.I.	Subscribed capital	303
106188	Other taxes	2331 / 2332	CAPITAL, RESERVES AND LIABILITIES A.I.	Subscribed capital	303
10619	Special private withdrawals				
106191	Repairs to private buildings	2335 / 2336	CAPITAL, RESERVES AND LIABILITIES A.I.	Subscribed capital	303
106192	Deposits on private financial accounts	2337 / 2338	CAPITAL, RESERVES AND LIABILITIES A.I.	Subscribed capital	303
106193	Refund of private debts	2339 / 2340	CAPITAL, RESERVES AND LIABILITIES A.I.	Subscribed capital	303
106194	Gifts and allowance to children	2341 / 2342	CAPITAL, RESERVES AND LIABILITIES A.I.	Subscribed capital	303
106195	Inheritance taxes and mutation tax due to death	2343 / 2344	CAPITAL, RESERVES AND LIABILITIES A.I.	Subscribed capital	303
106198	Other special private withdrawals	2345 / 2346	CAPITAL, RESERVES AND LIABILITIES A.I.	Subscribed capital	303

RCSL Nr. :	B93081	Matricule:	2003 2207 856
------------	--------	------------	---------------

1062	Additional private contributions from the owner or the co-owners				
10621	Inheritance or donation	2349 / 2350	CAPITAL, RESERVES AND LIABILITIES A.I.	Subscribed capital	303
10622	Personal holdings	2351 / 2352	CAPITAL, RESERVES AND LIABILITIES A.I.	Subscribed capital	303
10623	Private loans	2353 / 2354	CAPITAL, RESERVES AND LIABILITIES A.I.	Subscribed capital	303
10624	Disposals				
106241	Private furniture	2357 / 2358	CAPITAL, RESERVES AND LIABILITIES A.I.	Subscribed capital	303
106242	Private car	2359 / 2360	CAPITAL, RESERVES AND LIABILITIES A.I.	Subscribed capital	303
106243	Private shares / bonds	2361 / 2362	CAPITAL, RESERVES AND LIABILITIES A.I.	Subscribed capital	303
106244	Private buildings	2363 / 2364	CAPITAL, RESERVES AND LIABILITIES A.I.	Subscribed capital	303
106248	Other disposals	2365 / 2366	CAPITAL, RESERVES AND LIABILITIES A.I.	Subscribed capital	303
10625	Received rents	2367 / 2368	CAPITAL, RESERVES AND LIABILITIES A.I.	Subscribed capital	303
10626	Received wages or pensions	2369 / 2370	CAPITAL, RESERVES AND LIABILITIES A.I.	Subscribed capital	303
10627	Received child benefit	2371 / 2372	CAPITAL, RESERVES AND LIABILITIES A.I.	Subscribed capital	303
10628	Tax refunds				
106281	Income tax	2375 / 2376	CAPITAL, RESERVES AND LIABILITIES A.I.	Subscribed capital	303
106284	Municipal business tax (MBT)	2379 / 2380	CAPITAL, RESERVES AND LIABILITIES A.I.	Subscribed capital	303
106288	Other tax refunds	2381 / 2382	CAPITAL, RESERVES AND LIABILITIES A.I.	Subscribed capital	303
10629	Business share in private expenses	2383 / 2384	CAPITAL, RESERVES AND LIABILITIES A.I.	Subscribed capital	303

**Registre de Commerce et des Sociétés**

Numéro RCS : B93081

Référence de dépôt : L230129687

Déposé le 11/07/2023

**KPMG Audit S.à r.l.**

avenue John F. Kennedy

L-1005 Luxembourg

Tel.: +352 22 51 51 1

Fax: +352 22 51 71

E-mail: info@kpmg.lu

Internet: www.kpmg.lu

To the Sole Shareholders of  
Tamweelview European Holdings S.A.  
51, boulevard Royal  
L-2449 Luxembourg  
Luxembourg

**REPORT OF THE REVISEUR D'ENTREPRISES AGREE**

***Report on the audit of the annual accounts***

***Opinion***

We have audited the annual accounts of Tamweelview European Holdings S.A. (the "Company"), which comprise the balance sheet as at 31 December 2022, and the profit and loss account for the year then ended, and notes to the annual accounts, including a summary of significant accounting policies.

In our opinion, the accompanying annual accounts give a true and fair view of the financial position of the Company as at 31 December 2022 and of the results of its operations for the year then ended in accordance with Luxembourg legal and regulatory requirements relating to the preparation and presentation of the annual accounts.


***Basis for opinion***

We conducted our audit in accordance with the Law of 23 July 2016 on the audit profession ("Law of 23 July 2016") and with International Standards on Auditing ("ISAs") as adopted for Luxembourg by the Commission de Surveillance du Secteur Financier ("CSSF"). Our responsibilities under the Law of 23 July 2016 and ISAs as adopted for Luxembourg by the CSSF are further described in the « Responsibilities of "réviseur d'entreprises agréé" for the audit of the annual accounts » section of our report. We are also independent of the Company in accordance with the International Code of Ethics for Professional Accountants, including International Independence Standards, issued by the International Ethics Standards Board for Accountants ("IESBA Code") as adopted for Luxembourg by the CSSF together with the ethical requirements that are relevant to our audit of the annual accounts, and have fulfilled our other ethical responsibilities under those ethical requirements. We believe that the audit evidence we have obtained is sufficient and appropriate to provide a basis for our opinion.

***Other information***

The Board of Directors is responsible for the other information. The other information comprises the information stated in the annual report including the management report but does not include the annual accounts and our report of the "réviseur d'entreprises agréé" thereon.

Our opinion on the annual accounts does not cover the other information and we do not express any form of assurance conclusion thereon.



In connection with our audit of the annual accounts, our responsibility is to read the other information and, in doing so, consider whether the other information is materially inconsistent with the annual accounts or our knowledge obtained in the audit or otherwise appears to be materially misstated. If, based on the work we have performed, we conclude that there is a material misstatement of this other information, we are required to report this fact. We have nothing to report in this regard.

### ***Responsibilities of the Board of Directors for the annual accounts***

The Board of Directors is responsible for the preparation and fair presentation of the annual accounts in accordance with Luxembourg legal and regulatory requirements relating to the preparation and presentation of the annual accounts, and for such internal control as the Board of Directors determines is necessary to enable the preparation of annual accounts that are free from material misstatement, whether due to fraud or error.


In preparing the annual accounts, the Board of Directors is responsible for assessing the Company's ability to continue as a going concern, disclosing, as applicable, matters related to going concern and using the going concern basis of accounting unless the Board of Directors either intends to liquidate the Company or to cease operations, or has no realistic alternative but to do so.

### ***Responsibilities of the réviseur d'entreprises agréé for the audit of the annual accounts***

The objectives of our audit are to obtain reasonable assurance about whether the annual accounts as a whole are free from material misstatement, whether due to fraud or error, **and to issue a report of the "réviseur d'entreprises agréé" that includes our opinion.** Reasonable assurance is a high level of assurance, but is not a guarantee that an audit conducted in accordance with the Law of 23 July 2016 and with ISAs as adopted for Luxembourg by the CSSF will always detect a material misstatement when it exists. Misstatements can arise from fraud or error and are considered material if, individually or in the aggregate, they could reasonably be expected to influence the economic decisions of users taken on the basis of these annual accounts.

As part of an audit in accordance with the Law of 23 July 2016 and with ISAs as adopted for Luxembourg by the CSSF, we exercise professional judgment and maintain professional skepticism throughout the audit. We also:

- Identify and assess the risks of material misstatement of the annual accounts, whether due to fraud or error, design and perform audit procedures responsive to those risks, and obtain audit evidence that is sufficient and appropriate to provide a basis for our opinion. The risk of not detecting a material misstatement resulting from fraud is higher than for one resulting from error, as fraud may involve collusion, forgery, intentional omissions, misrepresentations, or the override of internal control.
- Obtain an understanding of internal control relevant to the audit in order to design audit procedures that are appropriate in the circumstances, but not for the purpose of expressing an opinion on the effectiveness of the Company's internal control.
- Evaluate the appropriateness of accounting policies used and the reasonableness of accounting estimates and related disclosures made by the Board of Directors.



- Conclude on the appropriateness of the Board of Directors' use of the going concern basis of accounting and, based on the audit evidence obtained, whether a material uncertainty exists related to events or conditions that may cast significant doubt on the Company's ability to continue as a going concern. If we conclude that a material uncertainty exists, we **are required to draw attention in our report of the "réviseur d'entreprises agréé" to the related disclosures in the annual accounts or, if such disclosures are inadequate, to modify our opinion.** Our conclusions are based on the audit evidence obtained up to the date of our **report of the "réviseur d'entreprises agréé"**. However, future events or conditions may cause the Company to cease to continue as a going concern.
- Evaluate the overall presentation, structure and content of the annual accounts, including the disclosures, and whether the annual accounts represent the underlying transactions and events in a manner that achieves fair presentation.


We communicate with those charged with governance regarding, among other matters, the planned scope and timing of the audit and significant audit findings, including any significant deficiencies in internal control that we identify during our audit.

***Report on other legal and regulatory requirements***

The management report is consistent with the annual accounts and has been prepared in accordance with applicable legal requirements.

Luxembourg, 22 June 2023

KPMG Audit S.à r.l.  
Cabinet de révision agréé



Bobbi Jean Breboneria  
Partner